

CONFIGURATION			
ASSEMBLY NO.	K	N	(L)
75861-050*	4	7.40	9.10
75861-010*	9	16.65	18.35
75861-020*	24	44.40	46.10

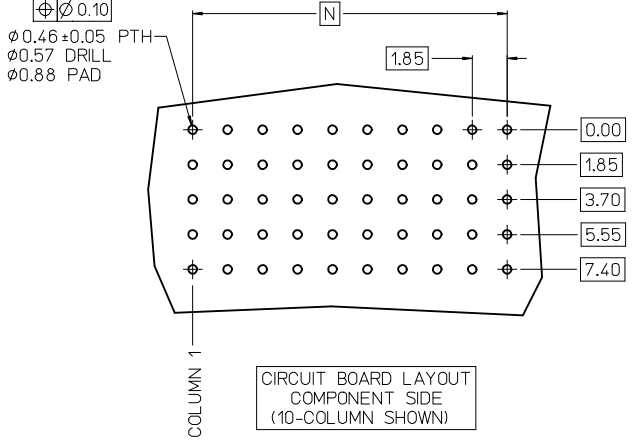
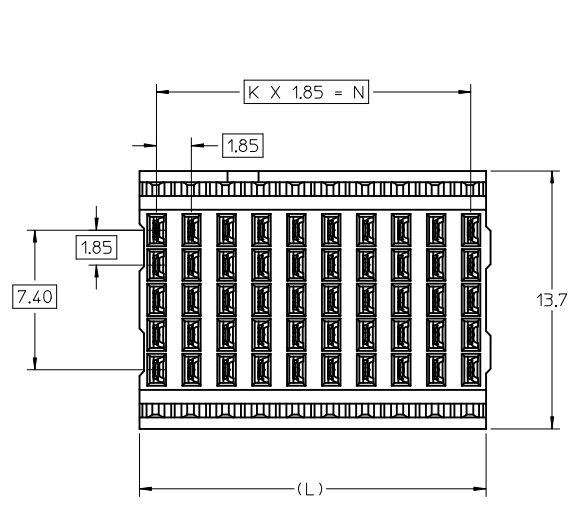
75861-0*0*

COLUMN

05 = 5
01 = 10
02 = 25

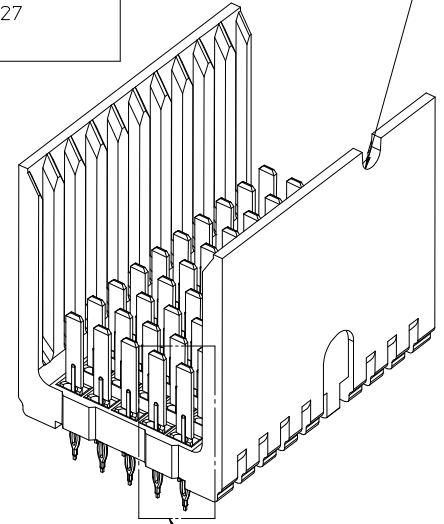
PIN LENGTH DIM "M"	GOLD (Au) THICKNESS micrometers
0=3.55 mm	0.25 (MAPS)
1=4.55 mm	
2=5.55 mm	
3=3.55 mm	
4=4.55 mm	0.76
5=5.55 mm	
7=3.55 mm	
8=4.55 mm	1.27
9=5.55 mm	

NOTCH DESIGNATES APPROX. POSITION OF A1. ARCH & NOTCH ON OPPOSITE SIDE OF PART MARKING

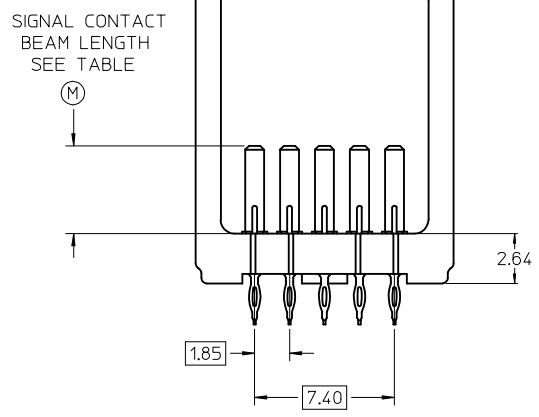
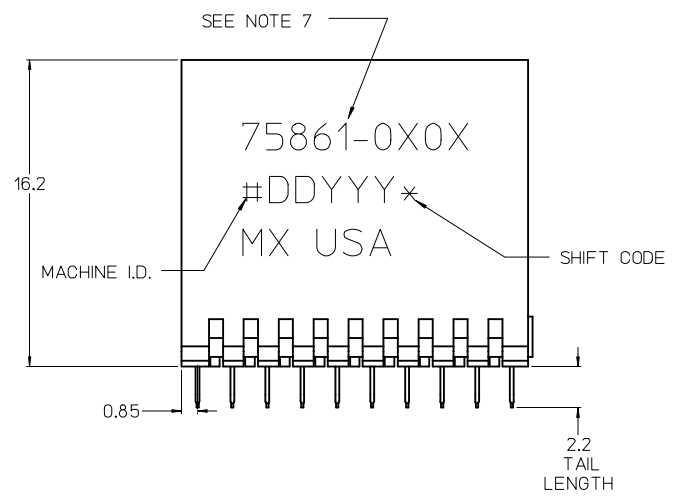


CIRCUIT BOARD LAYOUT COMPONENT SIDE (10-COLUMN SHOWN)

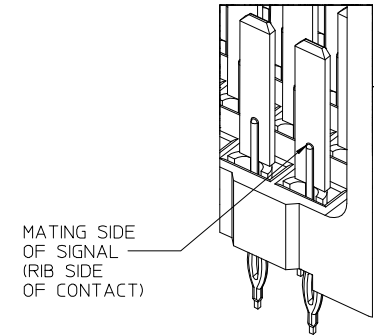
THE PRIMARY CARTON WITH A LABEL STATING "ELV AND RoHS COMPLAINT" IS LEAD FREE. CARTONS WITHOUT THIS LABEL MAY CONTAIN LEAD.



SEE DETAIL Y



LEAD-FREE PLATING



DETAIL Y SCALE 10:1

- NOTES:
1. MATERIAL: HOUSING - LIQUID CRYSTAL POLYMER (LCP), GLASS-FILLED, UL 94V-0, GRAY, SIGNAL CONTACTS - HIGH PERFORMANCE COPPER ALLOY.
 2. FINISHES: SELECTIVE GOLD (Au) ON CONTACT AREA, SELECTIVE MATTE TIN (Sn) ON TAIL AREA, NICKEL (Ni) OVERALL.
 3. 10-COLUMN ASSEMBLY SHOWN AS REFERENCE. SEE TABLE AND CHART FOR OTHER OPTIONS.
 4. PARTS PACKAGED PER PK-70873-5058.
 5. THIS PART CONFORMS TO MOLEX PRODUCT SPECIFICATION PS-75221-999.
 6. FOR MIXED CONTACT MATING LENGTHS CONSULT MOLEX.
 7. EITHER MARK PART NUMBER AND DATE CODE APPROXIMATELY WHERE SHOWN OR PLACE A LABEL ON THE TUBE.
 8. MINIMUM CIRCUIT BOARD THICKNESS: 1.6
 9. THESE PARTS CONFORM TO MOLEX COSMETIC SPECIFICATION PS-45499-002 CLASS B.
 10. MAPS (MOLEX ADVANCED PLATING SYSTEM).

REV TO LEAD-FREE EC NO: UCP2013-0690 DRAWINGS: 2012/09/05 CHKD:MMOLFE 2012/09/05 APPR:SMILLER 2012/12/05	QUALITY SYMBOLS ▽=0 ▽=0 ▽=0	GENERAL TOLERANCES (UNLESS SPECIFIED)		DIMENSION STYLE MM ONLY		SCALE 5:1	DESIGN UNITS METRIC	THIRD ANGLE PROJECTION	
		mm	INCH	DRAWN BY JB INGHAM	DATE 2006/02/03	TITLE GBX 2-PAIR L-SERIES LF OPEN END BACKPLANE SALES ASSEMBLY DRAWING	DOCUMENT NO. SD-75861-010		SHEET NO. 1 OF 1
ANGULAR ±1/2°		DRAFT WHERE APPLICABLE MUST REMAIN WITHIN DIMENSIONS		MATERIAL NO. SEE CHART		THIS DRAWING CONTAINS INFORMATION THAT IS PROPRIETARY TO MOLEX INCORPORATED AND SHOULD NOT BE USED WITHOUT WRITTEN PERMISSION			

CONFIGURATION			
ASSEMBLY NO.	K	N	(L)
75861-050*	4	7.40	9.10
75861-010*	9	16.65	18.35
75861-020*	24	44.40	46.10

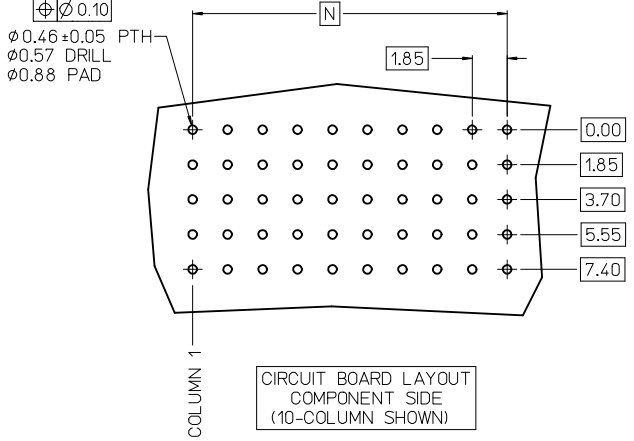
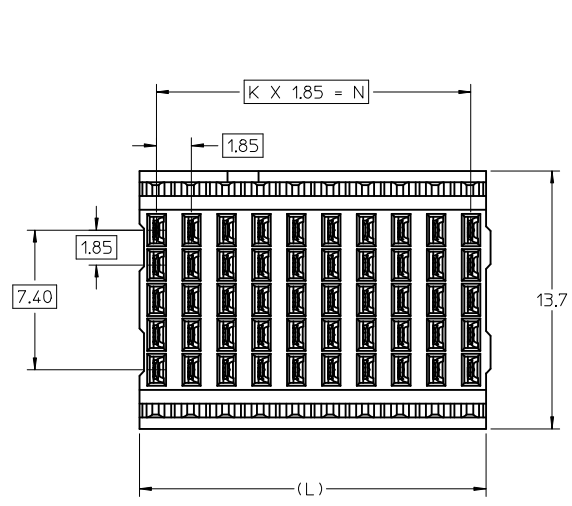
75861-0*0*

COLUMN

05 = 5
01 = 10
02 = 25

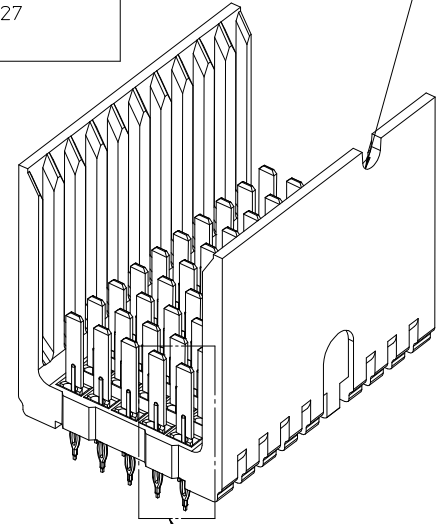
PIN LENGTH DIM "M"	GOLD (Au) THICKNESS micrometers
0=3.55 mm	0.25 (MAPS)
1=4.55 mm	
2=5.55 mm	
3=3.55 mm	
4=4.55 mm	0.76
5=5.55 mm	
7=3.55 mm	
8=4.55 mm	1.27
9=5.55 mm	

NOTCH DESIGNATES APPROX. POSITION OF A1. ARCH & NOTCH ON OPPOSITE SIDE OF PART MARKING

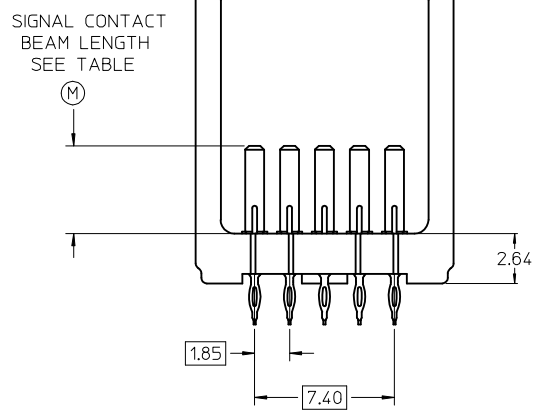
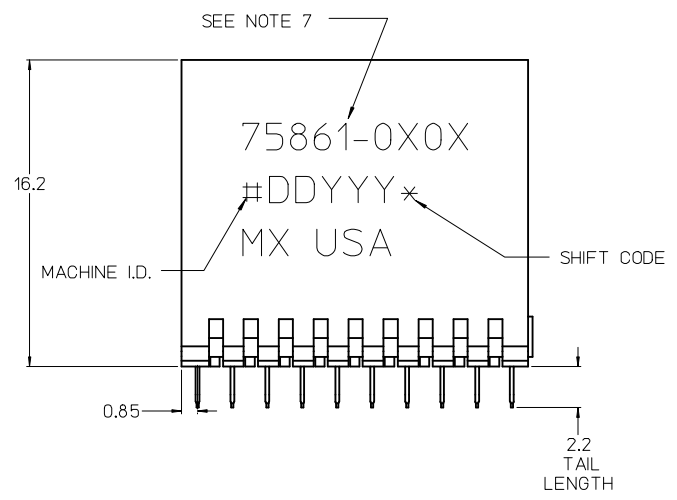


CIRCUIT BOARD LAYOUT COMPONENT SIDE (10-COLUMN SHOWN)

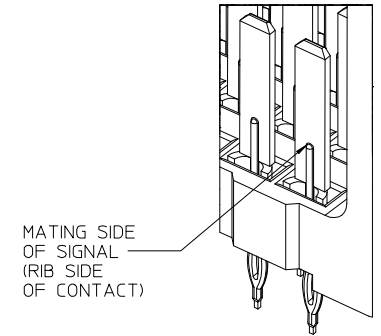
THE PRIMARY CARTON WITH A LABEL STATING "ELV AND RoHS COMPLAINT" IS LEAD FREE. CARTONS WITHOUT THIS LABEL MAY CONTAIN LEAD.



SEE DETAIL Y



LEAD-FREE PLATING



DETAIL Y SCALE 10:1

- NOTES:
1. MATERIAL: HOUSING - LIQUID CRYSTAL POLYMER (LCP), GLASS-FILLED, UL 94V-0, GRAY, SIGNAL CONTACTS - HIGH PERFORMANCE COPPER ALLOY.
 2. FINISHES: SELECTIVE GOLD (Au) ON CONTACT AREA, SELECTIVE MATTE TIN (Sn) ON TAIL AREA, NICKEL (Ni) OVERALL.
 3. 10-COLUMN ASSEMBLY SHOWN AS REFERENCE. SEE TABLE AND CHART FOR OTHER OPTIONS.
 4. PARTS PACKAGED PER PK-70873-5058.
 5. THIS PART CONFORMS TO MOLEX PRODUCT SPECIFICATION PS-75221-999.
 6. FOR MIXED CONTACT MATING LENGTHS CONSULT MOLEX.
 7. EITHER MARK PART NUMBER AND DATE CODE APPROXIMATELY WHERE SHOWN OR PLACE A LABEL ON THE TUBE.
 8. MINIMUM CIRCUIT BOARD THICKNESS: 1.6
 9. THESE PARTS CONFORM TO MOLEX COSMETIC SPECIFICATION PS-45499-002 CLASS B.
 10. MAPS (MOLEX ADVANCED PLATING SYSTEM).

REV TO LEAD-FREE EC NO: UCP2013-0690 DRWINGS: 2012/09/05 CHKD: MWLFE 2012/09/05 APPR: SMILLER 2012/12/05	QUALITY SYMBOLS ▽=0 ▽=0 ▽=0	GENERAL TOLERANCES (UNLESS SPECIFIED)		DIMENSION STYLE MM ONLY		SCALE 5:1	DESIGN UNITS METRIC	THIRD ANGLE PROJECTION		
		mm	INCH	DRAWN BY	DATE	TITLE GBX 2-PAIR L-SERIES LF OPEN END BACKPLANE SALES ASSEMBLY DRAWING 				
		4 PLACES ± ---	± ---	JB INGHAM	2006/02/03					
		3 PLACES ± ---	± ---	CHECKED BY	DATE	DOCUMENT NO. SD-75861-010				
2 PLACES ± 0.25	± ---	KMULVEY	2006/02/03							
1 PLACE ± 0.38	± ---	APPROVED BY	DATE	SHEET NO. 1 OF 1						
0 PLACE ± ---	± ---	SMILLER	2012/12/05							
ANGULAR ±1/2°		DRAFT WHERE APPLICABLE MUST REMAIN WITHIN DIMENSIONS		MATERIAL NO. SEE CHART		THIS DRAWING CONTAINS INFORMATION THAT IS PROPRIETARY TO MOLEX INCORPORATED AND SHOULD NOT BE USED WITHOUT WRITTEN PERMISSION				