

Low profile BMS Transformers

HM1236/38NL, HM2146/47NL and HM2113ZNL



- ④ Fully qualified with leading BMS Silicon ICs
- ④ Designed to meet IEC/UL61558
- ④ Low profile height 3.45 or 4.06mm max
- ④ High temperature performance up to 125/150°C
- ④ Ideal for electric vehicles (EV), Energy Storage (ESS) and marine or aviation transportation.

Operating Temperature - see Table Below

Part Number	Inductance (100kHz, 100mVrms)	Turns Ratio	Choke fitted	Isolation breakdown (Pri:Sec)	Working Voltage	Insulation	Operating Temperature	Qualified BMS Silicon
HM1236NL	500 uH min	1.00 +/- 2%	YES	3200Vrms / 60sec	600VDC	Functional	-40 to +125°C	MAXIM ; MAX17841B
HM1238NL	300 uH min	1.00 +/- 2%	YES	4300Vrms / 60sec	1000VDC	Functional	-40 to +150°C	MAXIM ; MAX17841B
HM2113ZNL	150 uH min	1.00 +/- 2%	YES	4300Vrms / 60sec	1000VDC	Functional	-40 to +125°C	NXP , ADI, Infineon
HM2146NL	150 uH min	1.00 +/- 1%	NO	3000Vrms / 60sec	1000VDC	Functional	-40 to +125°C	Texas Instr./ NXP, ADI
HM2147NL	500 uH min	1.00 +/- 2%	NO	4300Vrms / 60sec	1500VDC	Functional	-40 to +125°C	Texas Instr.; BQ7961x-Q1

Additional Electrical performance

Electrical (Cont...)

Part Number	Leakage Inductance (Max)	Winding DCR (Ω)		Insertion Loss	Return Loss Z out = 100 Ohm	CMRR	
		PHY Side	Line Side			1 - 10MHz	10- 1000MHz
HM2113ZNL	0.50 uH @ 100kHz	0.45 max	0.85 max	-0.25dB max @ 4MHz	-20dB min @ 4MHz	-35dB	-20dB
HM2146NL	0.50 uH @ 2000kHz	0.50 max	0.50 max	-0.25dB max @ 2MHz	-20dB min @ 2MHz	N/A	N/A
HM2147NL	0.50 uH @ 2000kHz	0.50 max	0.50 max	-0.25dB max @ 2MHz	-20dB min @ 2MHz	N/A	N/A

Notes:

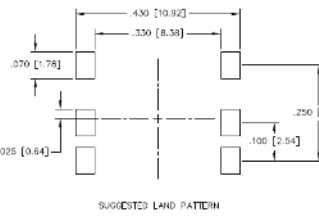
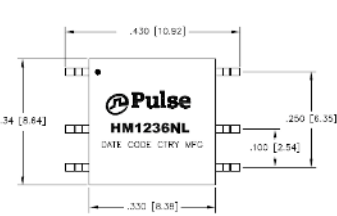
1. Storage Temperature: -50°C to +125°C
2. Compliance to J-STD:
 - A. J-STD-002: Solderability at 245°C Reflow Profile
 - B. J-STD-020: Moisture Sensitive Level 1
 - C. J-STD-075: R7, 245°C Maximum Through Reflow Solder
3. The NL suffix part comes in Tubes. To order tape and reel packaging add a 'T' suffix to the part number (ie: HM2146NL becomes HM2146NLT).
4. Header: DAP (Diallyl Phthalate) with flammability Rating UL 94V-0 or better
5. Lead Frame: Cooper Alloy
 - Under plated: Half Hard Ductile Nickel 50-100" (1.3-2.5um)
 - Over plated : 100% Tin electro-deposited per ASTM B545 300 - 50u"(8-13um)
 - Finish : Matte finish 100% Tin solder
6. AEC-Q200 Qualified, PPAP on request

Low profile BMS Transformers

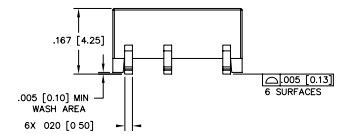
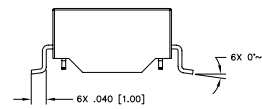
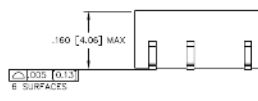
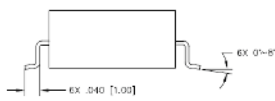
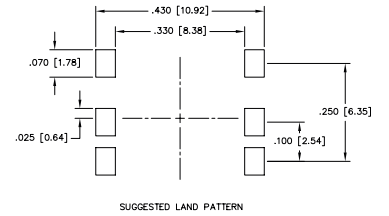
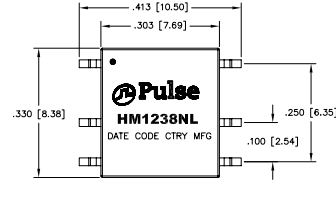
HM1236/38NL, HM2146/47NL and HM2113ZNL

MECHANICALS

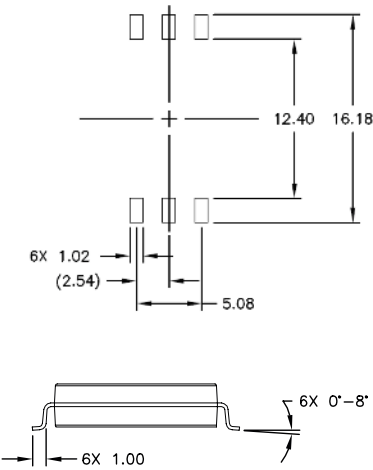
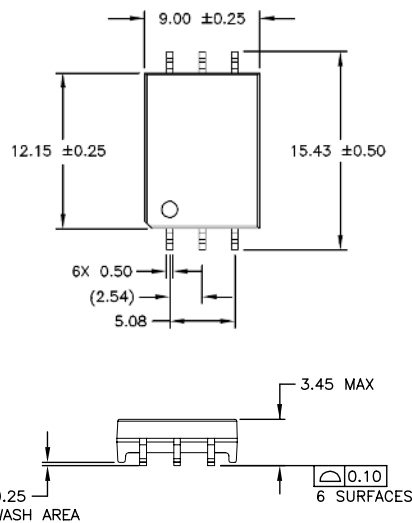
HM1236NL



HM1238NL



HM2113ZNL, HM2146NL, HM2147NL

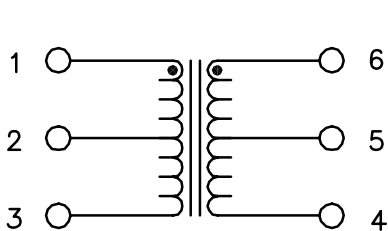


Dimensions:

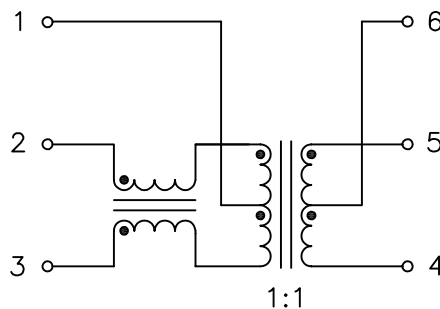
Unless otherwise specified, all tolerances are ± 0,25

SCHEMATICS

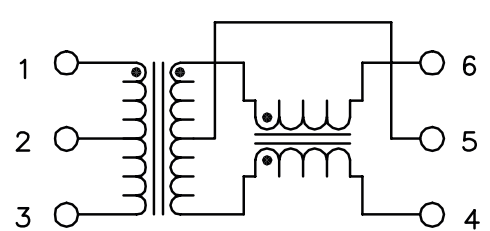
HM21464NL, HM2147NL



HM1236NL, HM1238NL



HM2113ZNL

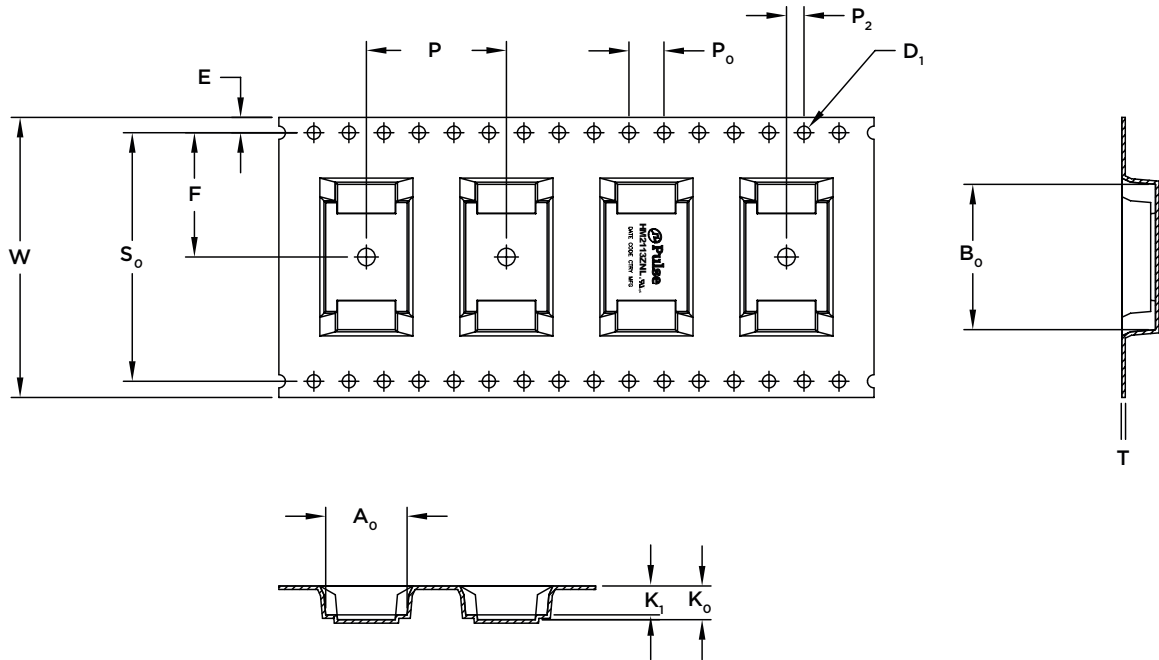


Low profile BMS Transformers

HM1236/38NL, HM2146/47NL and HM2113ZNL

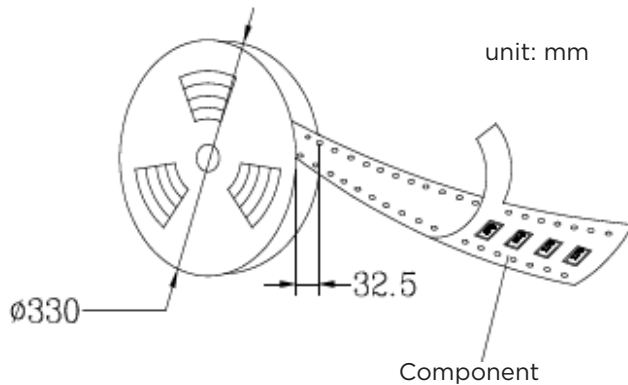
TAPE & REEL

HM2113ZNL, HM2146NL, HM2147NL



HM2113ZNL, HM2146NL, HM2147NL							
W	32.0±0.30	P	16.00	A_0	9.30	B_0	16.60
S_0	28.40	P_0	4.00	A_1	-----	B_1	-----
E	1.75	P_2	2.00	A_2	-----	B_2	-----
F	14.20	D_0	-----	K_0	3.85	K_1	3.30
T	0.40±0.05	D_1	1.50 ±0.10 -0.00	QUANTITY PER REEL		900 PCS	

HM1236NL, HM1238NL							
W	24.0±0.30	P	16.00	A_0	10.82	B_0	8.83
S_0	28.40	P_0	4.00	A_1	-----	B_1	-----
E	1.75	P_2	2.00	A_2	-----	B_2	-----
F	11.50	D_0	-----	K_0	4.74	K_1	4.44
T	0.40±0.05	D_1	1.50 ±0.10 -0.00	QUANTITY PER REEL		800 pcs	



1. Material: Black Conductive Polystyrene
2. Components per Reel: see table
3. Quantity per carton:
 - 5 reels x 900 = 4500 pcs
 - 6 reels x 800 = 4800 pcs

For More Information:

Americas - prodinfo_network_americas@yageo.com | Europe - prodinfo_network_emea@yageo.com | Asia - prodinfo_network_apac@yageo.com

Performance warranty of products offered on this data sheet is limited to the parameters specified. Data is subject to change without notice. Other brand and product names mentioned herein may be trademarks or registered trademarks of their respective owners. © Copyright, 2022. Pulse Electronics, Inc. All rights reserved.