




65W Triple Output Switching Power Supply

RPT-65 series



Features :

- Universal AC input/Full range
- 12V or 24V high peak output current capability
- **Optional L-Bracket and cover (RPT-65x-C, x=E,F,G)**
- Low leakage current<1mA
- Protections: Short circuit / Overload / Over voltage
- 65W free air convection, 80W with 18CFM forced air
- 100% full load burn-in test
- Fixed switching frequency at 65KHz
- 2 years warranty

User's Manual



GTIN CODE

MW Search: <https://www.meanwell.com/serviceGTIN.aspx>



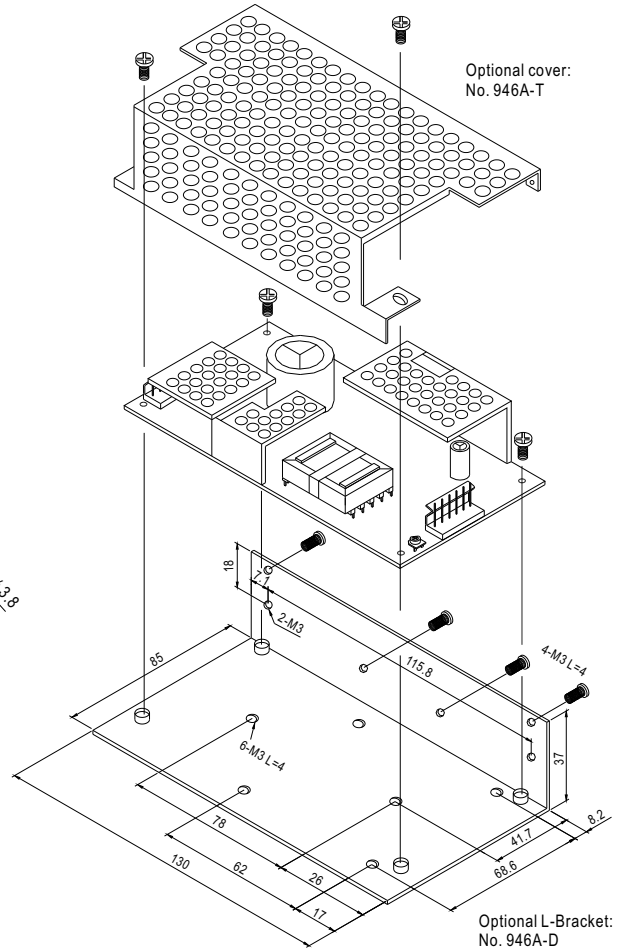
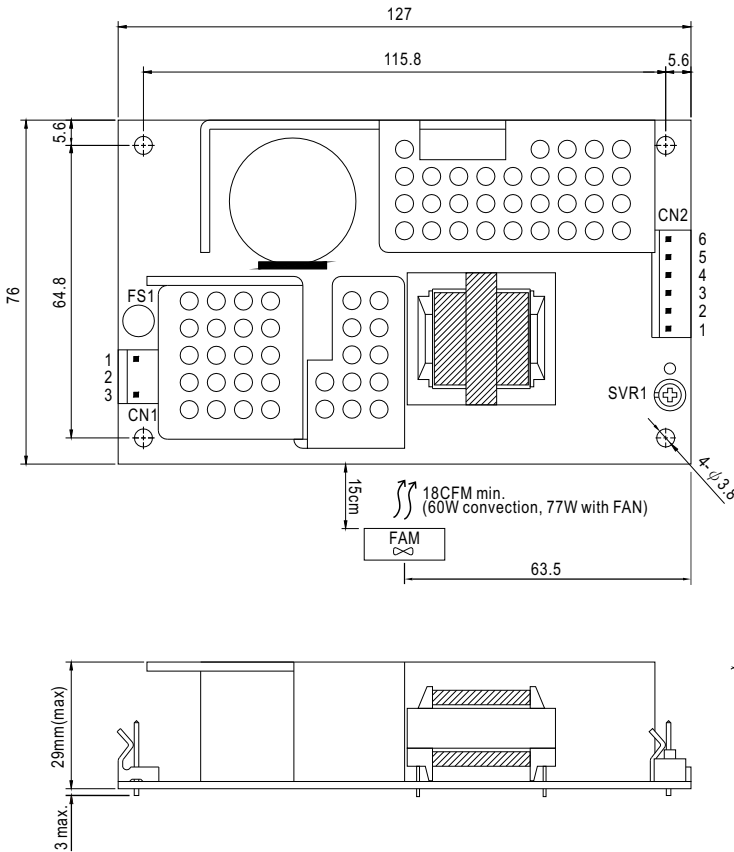
UL62368-1 BS EN/EN62368-1 TPTC004 IEC62368-1

SPECIFICATION

MODEL	RPT-65E			RPT-65F			RPT-65G			
OUTPUT	OUTPUT NUMBER	CH1	CH2	CH3	CH1	CH2	CH3	CH1	CH2	CH3
	DC VOLTAGE	12V	5V	-5V	12V	5V	-12V	24V	5V	12V
	RATED CURRENT	4.5A	1.2A	0.5A	4.5A	1.2A	0.5A	2.25A	1.2A	0.5A
	CURRENT RANGE	0.18 ~ 5.8A	0 ~ 1.5A	0 ~ 0.7A	0.18 ~ 5.8A	0 ~ 1.5A	0 ~ 0.7A	0.09 ~ 2.9A	0 ~ 1.5A	0 ~ 0.7A
	PEAK LOAD <small>Note.4</small>	7.5A	Rated load	Rated load	7.5A	Rated load	Rated load	3.75A	Rated load	Rated load
	RATED POWER	62.5W			66W			66W		
	OUTPUT POWER (max.)	Rated output power for convection; 80W with 18CFM min. forced air								
	RIPPLE & NOISE (max.) <small>Note.2</small>	120mVp-p	100mVp-p	120mVp-p	150mVp-p	100mVp-p	150mVp-p	150mVp-p	50mVp-p	100mVp-p
	VOLTAGE ADJ. RANGE	CH1:11.4 ~ 12.8V			CH1:11.4 ~ 12.8V			CH1:22.8 ~ 26.4V		
	VOLTAGE TOLERANCE <small>Note.3</small>	±2.0%	±5.0%	±5.0%	±2.0%	±5.0%	±5.0%	±2.0%	±5.0%	±5.0%
	LINE REGULATION	±1.0%	±1.0%	±1.0%	±1.0%	±1.0%	±1.0%	±1.0%	±1.0%	±1.0%
	LOAD REGULATION	±2.0%	±5.0%	±5.0%	±2.0%	±5.0%	±5.0%	±2.0%	±5.0%	±5.0%
	SETUP, RISE TIME	800ms, 20ms at full load								
HOLD UP TIME (Typ.)	20ms at full load									
INPUT	VOLTAGE RANGE	90 ~ 264VAC 127 ~ 370VDC								
	FREQUENCY RANGE	47 ~ 440Hz								
	EFFICIENCY (Typ.)	77%			77%			81%		
	AC CURRENT (Typ.)	1.5A/115VAC 0.9A/230VAC								
	INRUSH CURRENT (Typ.)	COLD START 25A/115VAC 50A/230VAC								
	LEAKAGE CURRENT	<1mA								
PROTECTION	OVERLOAD	90 ~ 125W output power Protection type : Hiccup mode, recovers automatically after fault condition is removed.								
	OVER VOLTAGE	CH1:13.8 ~ 16.2V			CH1:13.8 ~ 16.2V			CH1:27.6 ~ 32.4V Protection type : Hiccup mode, recovers automatically after fault condition is removed.		
ENVIRONMENT	WORKING TEMP.	-20 ~ +60°C (Refer to "Derating Curve")								
	WORKING HUMIDITY	20 ~ 90% RH non-condensing								
	STORAGE TEMP., HUMIDITY	-40 ~ +85°C, 10 ~ 95% RH								
	TEMP. COEFFICIENT	±0.04%/°C (0 ~ 50°C) on CH1 output								
	VIBRATION	10 ~ 500Hz, 2G 10min./1cycle, period for 60min. each along X, Y, Z axes								
SAFETY & EMC <small>(Note 5)</small>	SAFETY STANDARDS	UL62368-1, TUV BS EN/EN62368-1, EAC TP TC 004 approved								
	WITHSTAND VOLTAGE	I/P-O/P:3KVAC I/P-FG:2KVAC O/P-FG:0.5KVAC								
	ISOLATION RESISTANCE	I/P-O/P, I/P-FG, O/P-FG:100M Ohms / 500VDC / 25°C / 70% RH								
	EMC EMISSION	Compliance to BS EN/EN55032 (CISPR32) Class B, BS EN/EN61000-3-2,-3, EAC TP TC 020								
	EMC IMMUNITY	Compliance to BS EN/EN61000-4-2,3,4,5,6,8,11, BS EN/EN55035, light industry level, EAC TP TC 020								
OTHERS	MTBF	2520.5K hrs min. Telcordia SR-332 (Bellcore) ; 490.1K hrs min. MIL-HDBK-217F (25°C)								
	DIMENSION	PCB:127*76*29mm (L*W*H) ; with optional CASE:130*85*37mm (L*W*H)								
	PACKING	PCB:0.24Kg; 63pcs/16Kg/1.28CUFT ; with optional CASE:0.47Kg;32pcs/16Kg/0.73CUFT								
NOTE	<ol style="list-style-type: none"> 1. All parameters NOT specially mentioned are measured at 230VAC input, rated load and 25°C of ambient temperature. 2. Ripple & noise are measured at 20MHz of bandwidth by using a 12" twisted pair-wire terminated with a 0.1uF & 47uF parallel capacitor. 3. Tolerance : includes set up tolerance, line regulation and load regulation. 4. 10% duty cycle maximum within every second. Average output power should not exceed the rated power, output voltage above 90% DC voltage. 5. The power supply is considered a component which will be installed into a final equipment. All the EMC tests are been executed by mounting the unit on a 360mm*360mm metal plate with 1mm of thickness. The final equipment must be re-confirmed that it still meets EMC directives. For guidance on how to perform these EMC tests, please refer to "EMI testing of component power supplies." (as available on http://www.meanwell.com) 6. The ambient temperature derating of 3.5°C/1000m with fanless models and of 5°C/1000m with fan models for operating altitude higher than 2000m(6500ft). <p>※ Product Liability Disclaimer : For detailed information, please refer to https://www.meanwell.com/serviceDisclaimer.aspx</p>									

Mechanical Specification

Case No. 946A Unit:mm



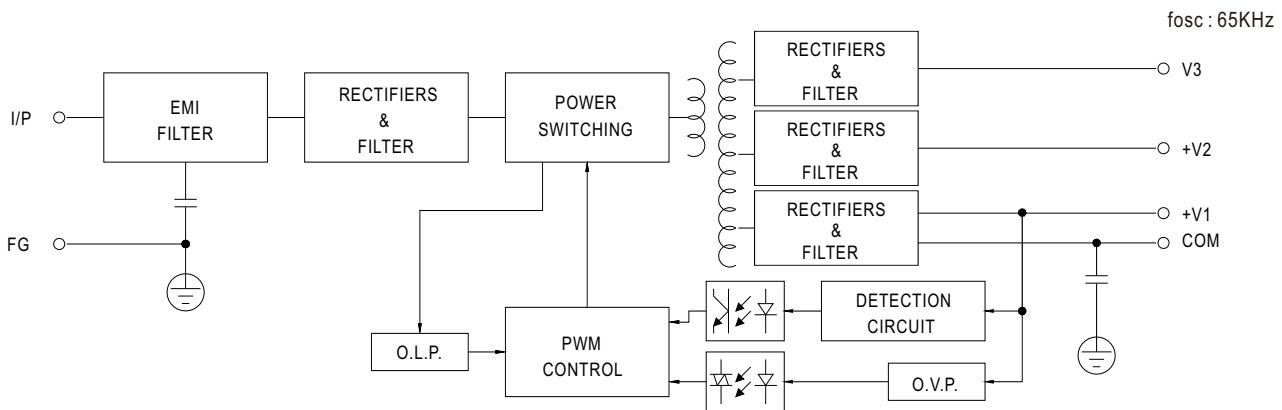
AC Input Connector (CN1) : Molex 5273-03 or equivalent

Pin No.	Assignment	Mating Housing	Terminal
1	AC/L	Molex 5195 or equivalent	Molex 5194 or equivalent
2	No Pin		
3	AC/N		

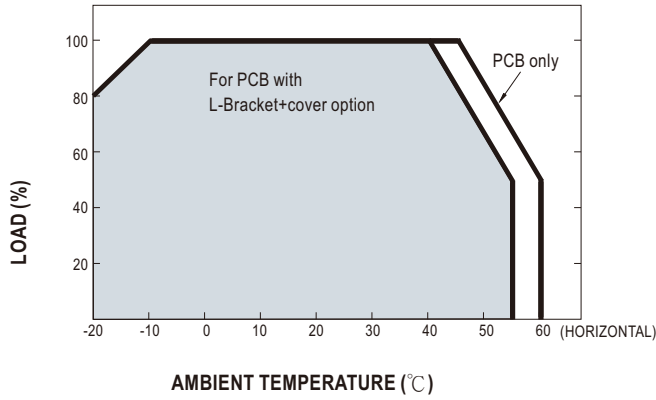
DC Output Connector (CN2) : Molex 5273-06 or equivalent

Pin No.	Assignment	Mating Housing	Terminal
1,2	V1	Molex 5195 or equivalent	Molex 5194 or equivalent
3,4	GND		
5	V2		
6	V3		

Block Diagram



■ Derating Curve



■ Output Derating VS Input Voltage

