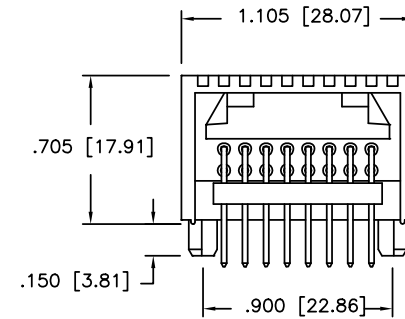
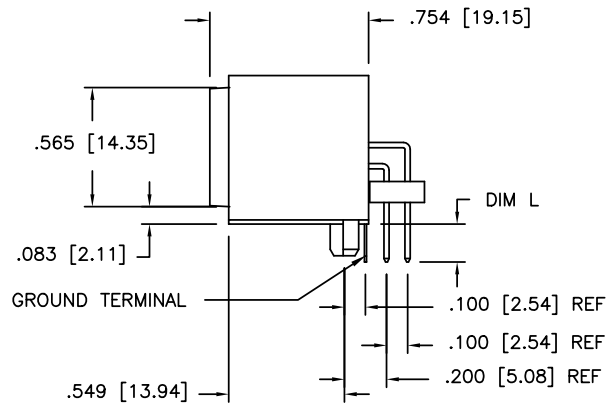
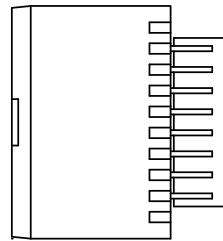


PRODUCT NUMBER
SEE TABLE



mat'l. code		surface ISO 1302 ✓		tolerance ISO 406 ISO 1101		projection ASME Y14.5		product family LATCH-N-LOK	
ltr ecn nodr date		tolerances unless otherwise specified		title		INCH/MM		2X8 LNL RT. ANGLE HEADER ASSEMBLY	
L	ELX-N-008445	ZK	11/28/11	angles	linea	.XX±.01/0.X±0.3 .XXX±.005/0.XXX±0.13 .XXXX±.0020/0.XXX±0.05		scale 1:1	
F	M05-0033	ERE	2/12/05	0°±2°				dwg no sheet 1 of 2 size	
G	M05-0052	MHT	3/16/05	chr	M. CORNMANN	6/19/90		69901 A3	
H	M06-0285	AGS	7/28/06	engr	D. HORCHLER	6/19/90		type Product Customer Drawing	
J	M06-0365	AGS	9/20/06	chr	D. HORCHLER	6/19/90			
K	M09-0041	MHT	3/03/09	app	D. HORCHLER	6/19/90			
sheet	revision	L	L						
index	sheet	1	2						



FCIconnect.com

Copyright FCI

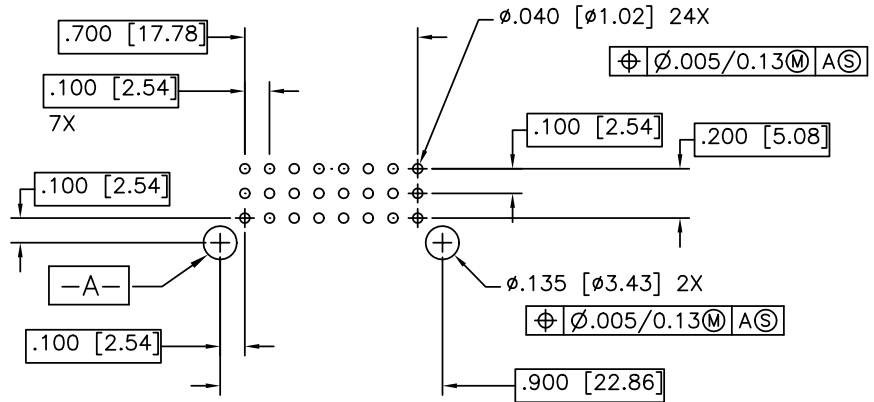
69901-XXXLF

LEAD FREE OPTION (5) (6)

COLOR (4)	
1	70343-LT-GRAY OBS
2	80166-OFF-WHITE
3	70634-DK-GRAY OBS
4	701-BLACK
5	70511-SLATE-GRAY OBS
7	70455-SILVER-GRAY
8	80189-PEARL-WHITE OBS
9	70419-PEBBLE-GRAY

PLATING (3)	
0	30u" MIN OVER 50u"MIN Ni
3	30u" MIN OVER 50u"MIN Ni
5	50u" MIN OVER 50u"MIN Ni

PIN LENGTH	
	DIM L
0	.200/5.08
1	.130/3.30



RECOMMENDED PCB LAYOUT

NOTES:

- HEADER SHROUD
MAT'L: HIGH TEMPERATURE THERMOPLASTIC.
- GROUND CONTACT
MAT'L: COPPER ALLOY
PLATING: 100-160u"/2.54-4.06u TIN.
- SIGNAL CONTACT
MAT'L: COPPER ALLOY
PLATING: PERFORMANCE PLATING WILL BE EITHER GOLD OR GXT ON CONTACT AREA OR TAIL, OPTIONALLY (78---295u") TIN ON TAIL.
- THIS ASSEMBLY U.L. APPROVED PER FILE E66906 VOL. 1, SEC. 84 AND CSA APPROVED PER MASTER FILE LR46923.
- ADD LF SUFFIX AT THE END OF PART NUMBER FOR LEAD FREE OPTION.
- THE HOUSING WILL WITHSTAND EXPOSURE TO 260°C PEAK TEMPERATURE FOR 15 SECONDS IN A WAVE SOLDER APPLICATION WITH A 1.5mm MINIMUM THICK CIRCUIT BOARD. SEE APPLICATION NOTES/PROCEDURES IF THEY ARE AVAILABLE.
- THIS PRODUCT MEETS EUROPEAN UNION DIRECTIVES AND OTHER COUNTRY REGULATION AS DESCRIBED IN GS-22-008.
- PRODUCT SPEC: GS-12-003

mat'l. code		surface ISO 1302 ✓	tolerance ISO 406 ISO 1101	projection INCH/MM	product family LATCH-N-LOK
l	tr	ec	n	o	r
date		tolerances unless otherwise specified			title
angles	line	.XX±.01/0.X±0.3		2X8 LNL RT. ANGLE HEADER ASSEMBLY	
0°±2'		.XXX±.005/0.XXX±0.13			
		.XXX±.0020/0.XXX±0.05		scale 1:1	
dr	M. CORNMAN	6/19/90	dwg no		
engr	D. HORCHLER	6/19/90	sheet 2 of 2		
chr	D. HORCHLER	6/19/90	size		
app	D. HORCHLER	6/19/90	69901 A3		
sheet index		revision sheet		type Product Customer Drawing	



Copyright FCI

FCIconnect.com