



PJ4L40W6

QUAD SCHOTTKY DATA LINE BUS TERMINATOR

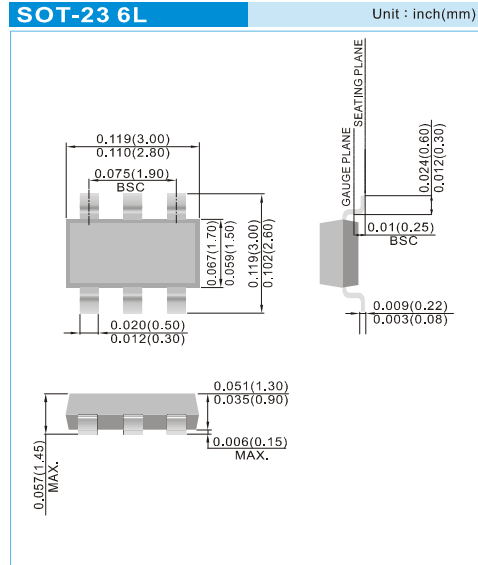
This highly integrated device is designed as rail to rail overvoltage protection clamp for up to four high frequency data lines. It is ideal in portable applications where small form factors are required.

FEATURES

- Low Forward Voltage Drop for Improved Voltage Protection
- Very Fast Switching
- Lead free in compliance with EU RoHS 2011/65/EU directive
- Green molding compound as per IEC61249 Std. . (Halogen Free)

MECHANICAL DATA

- Case: SOT-23 6L, Molded Plastic
- Terminals: Solderable per MIL-STD-750, Method 2026
- Polarity: See circuit schematic below
- Approx. Weight: 0.0005 ounces, 0.014 grams
- Marking : 441



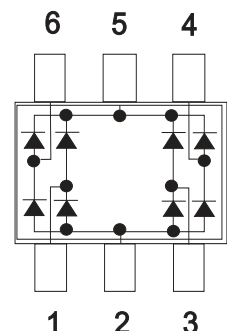
MAXIMUM RATINGS (T_A=25°C, unless otherwise noted)

Rating	Symbol	Value	Units
Reverse Voltage	V _R	30	V
Continuous Forward Current	I _F	200	mA
Non-Repetitive Surge Current, t=1s	I _{FSM}	600	mA
Power Dissipation (Note 1)	P _D	200	mW
Operating Junction and Storage Temperature Range	T _J , T _{STG}	-55 to +125	°C

Note 1 : Device mounted on FR-4 board 1.0 inch x 0.85 inch x 0.062 inch, with minimum pad layout.

THERMAL CHARACTERISTICS

Characteristic	Symbol	Value	Units
Thermal Resistance, Junction to Ambient	R _{θJA}	625	°C/W





PJ4L40W6

ELECTRICAL CHARACTERISTICS (Each Diode) $T_J=25^{\circ}\text{C}$, unless otherwise noted

Characteristic	Symbol	Min	Typ	Max	Units
Reverse Breakdown Voltage (Note 2)	$I_R=100\mu\text{A}$ V_{BR}	30	-	-	V
Forward Voltage (Note 2)	$I_F=0.1\text{mA}$ $I_F=1.0\text{mA}$ $I_F=10\text{mA}$ $I_F=30\text{mA}$ $I_F=100\text{mA}$ V_F	-	0.225 0.280 0.350 0.390 0.460	0.280 0.350 0.450 0.550 1.0	V
Reverse Leakage Current (Note 2)	$V_R=25\text{V}$ I_R	-	-	2.0	μA
Total Capacitance $V_R=0\text{V}, f=1.0\text{MHz}$	Data Line to Ground Between Data Lines C_T	-	19 12	-	pF
Reverse Recovery Time	$I_F=I_R=10\text{mA}$ $I_{RR}=1.0\text{mA}, R_L=100\text{Ohm}$ T_{RR}	-	-	5.0	ns

ELECTRICAL CHARACTERISTIC CURVES (Each Diode)

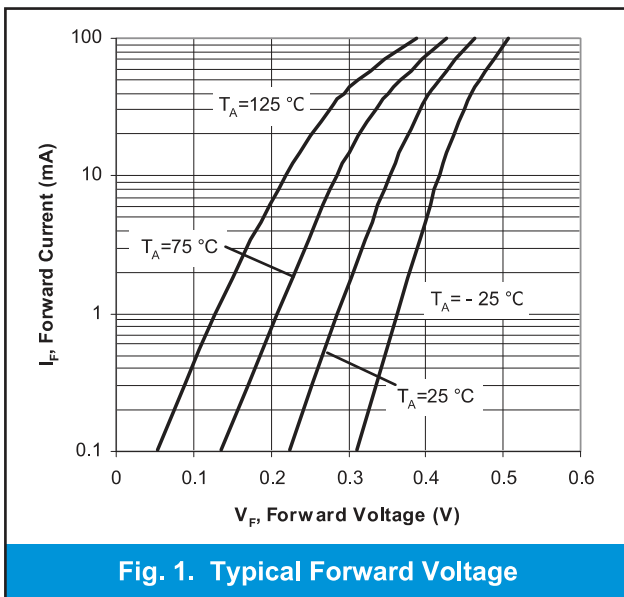


Fig. 1. Typical Forward Voltage

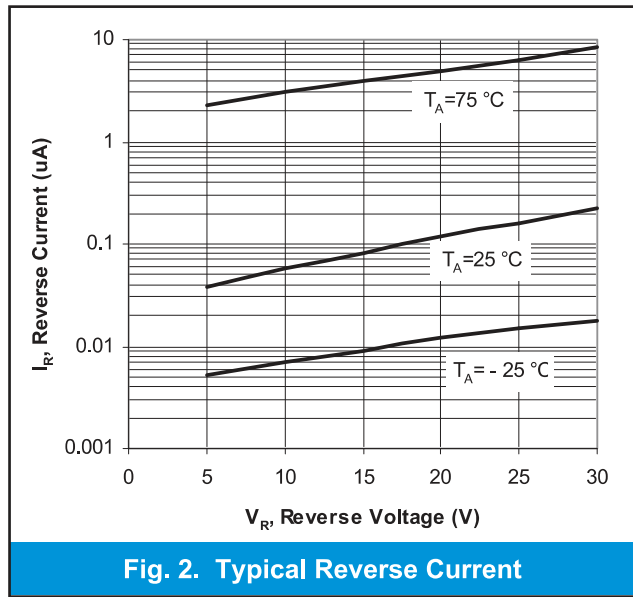


Fig. 2. Typical Reverse Current

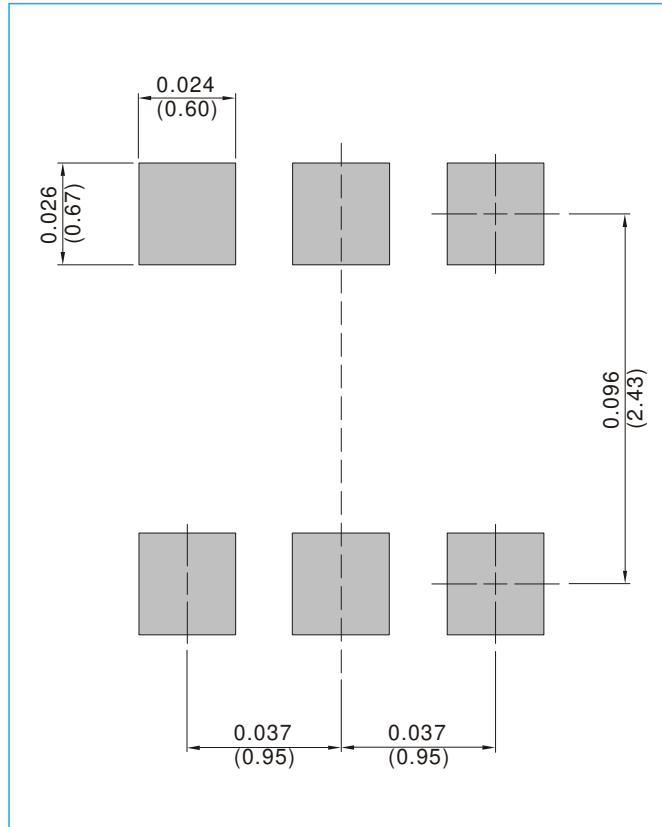


PJ4L40W6

MOUNTING PAD LAYOUT

SOT-23 6L

Unit : inch(mm)



ORDER INFORMATION

- Packing information
T/R - 10K per 13" plastic Reel
T/R - 3K per 7" plastic Reel



PJ4L40W6

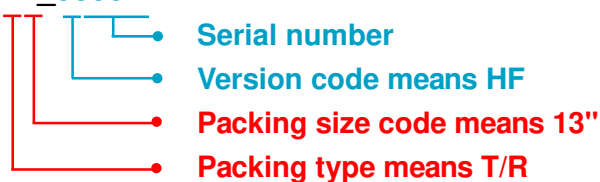
Part No_packing code_Version

PJ4L40W6_R1_00001
PJ4L40W6_R2_00001
PJ4L40W6_S1_00001
PJ4L40W6_S2_00001

For example :

RB500V-40_R2_00001

Part No.



Packing Code XX				Version Code XXXXX		
Packing type	1 st Code	Packing size code	2 nd Code	HF or RoHS	1 st Code	2 nd ~5 th Code
Tape and Ammunition Box (T/B)	A	N/A	0	HF	0	serial number
Tape and Reel (T/R)	R	7"	1	RoHS	1	serial number
Bulk Packing (B/P)	B	13"	2			
Tube Packing (T/P)	T	26mm	X			
Tape and Reel (Right Oriented) (TRR)	S	52mm	Y			
Tape and Reel (Left Oriented) (TRL)	L	PANASERT T/B CATHODE UP (PBCU)	U			
FORMING	F	PANASERT T/B CATHODE DOWN (PBCD)	D			



PJ4L40W6

Disclaimer

- Reproducing and modifying information of the document is prohibited without permission from Panjit International Inc..
- Panjit International Inc. reserves the rights to make changes of the content herein the document anytime without notification. Please refer to our website for the latest document.
- Panjit International Inc. disclaims any and all liability arising out of the application or use of any product including damages incidentally and consequentially occurred.
- Panjit International Inc. does not assume any and all implied warranties, including warranties of fitness for particular purpose, non-infringement and merchantability.
- Applications shown on the herein document are examples of standard use and operation. Customers are responsible in comprehending the suitable use in particular applications. Panjit International Inc. makes no representation or warranty that such applications will be suitable for the specified use without further testing or modification.
- The products shown herein are not designed and authorized for equipments requiring high level of reliability or relating to human life and for any applications concerning life-saving or life-sustaining, such as medical instruments, transportation equipment, aerospace machinery et cetera. Customers using or selling these products for use in such applications do so at their own risk and agree to fully indemnify Panjit International Inc. for any damages resulting from such improper use or sale.
- Since Panjit uses lot number as the tracking base, please provide the lot number for tracking when complaining.