
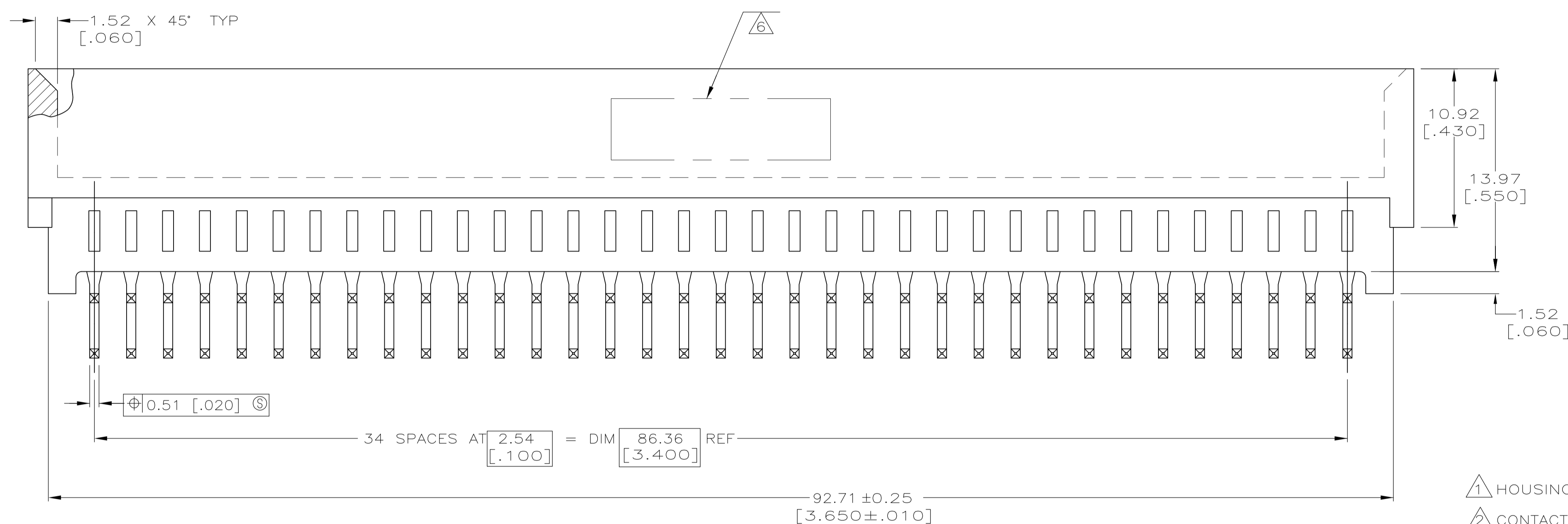
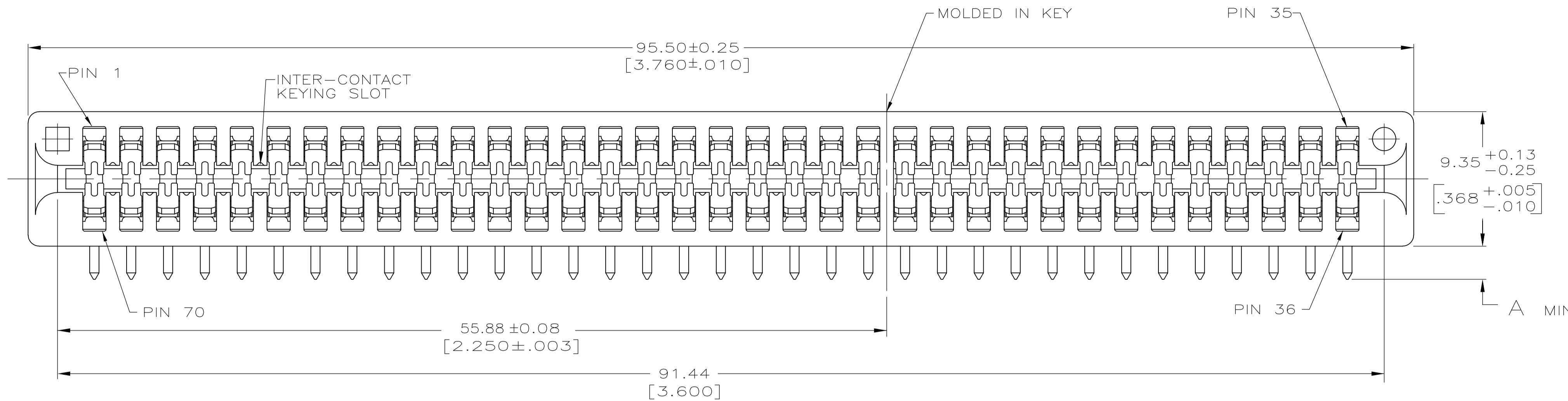


| LOC | | DIST | | REVISONS | | | |
|-----|----|-----------------------------|-----------|----------|-----|------|--|
| GP | 00 | REV | DATE | BY | CHK | APPV | |
| D | | REVISED PER EC 0512-0467-04 | 21 OCT 04 | AWF | AWF | | |
| D1 | | REVISED PER ECO-09-020935 | 31AUG09 | KK | AEG | | |



RECOMMENDED PC BOARD HOLE LAYOUT

- ① HOUSING: GLASS FILLED POLYESTER; COLOR: BLACK.
- ② CONTACT: PHOSPHOR BRONZE.
- ③ NICKEL PLATE: 0.00127 [.000050] MIN - ALL OVER. NICKEL PLATE PER MIL-G-45204.
- ④ TIN-LEAD PLATE: 0.00254 [.000100] MIN - SOLDER POSTS.
- ⑤ GOLD PLATE: 0.00038 [.000015] MIN - CONTACT AREA. GOLD PLATE PER QQ-N-290.
- ⑥ AMP PART NUMBER, DATE CODE AND CSA LOGO MAY BE MARKED IN APPROXIMATE AREA SHOWN, EITHER SIDE.
- ⑦ DATUMS PLUS BASIC DIMENSIONS ESTABLISHED BY CUSTOMER.
- ⑧ OBSOLETE PARTS: OBSOLETE CIS STREAMLINING PER D.RENAUD/D.SINISI

| REV | DATE | BY | CHK | APPV |
|------|--------------|------------|-----|-------------|
| 4.83 | 22/23 | 35 | | -145542-2- |
| 2.29 | NONE | 35 | | 145542-1 |
| A | KEY LOCATION | NO OF POSN | | PART NUMBER |

-2 SHOWN

| | | | |
|--|-------------|--------------------------|--|
| THIS DRAWING IS A CONTROLLED DOCUMENT. | | DIN AL FRANTUM 13 JUN 03 | Tyco Electronics Corporation Harrisburg, PA 17105 |
| DIMENSIONS: MM | | CHK AL FRANTUM 13 JUN 03 | |
| TOLERANCES UNLESS OTHERWISE SPECIFIED: | | APVD | NAME |
| 0. PLC ± - | 1. PLC ± - | PRODUCT SPEC | CONNECTOR ASSEMBLY |
| 2. PLC ± 0.13[.005] | 3. PLC ± - | APPLICATION SPEC | STANDARD EDGE II |
| 4. PLC ± - | ANGLES ± 1° | SIZE | 2.54[.100] X3.81[.150], RT ANGLE |
| MATERIAL | FINISH | WEIGHT | RESTRICTED TO |
| | | A1 00779 C=145542 | |
| CUSTOMER DRAWING | | SCALE 4:1 | SHEET 1 OF 1 REV D1 |