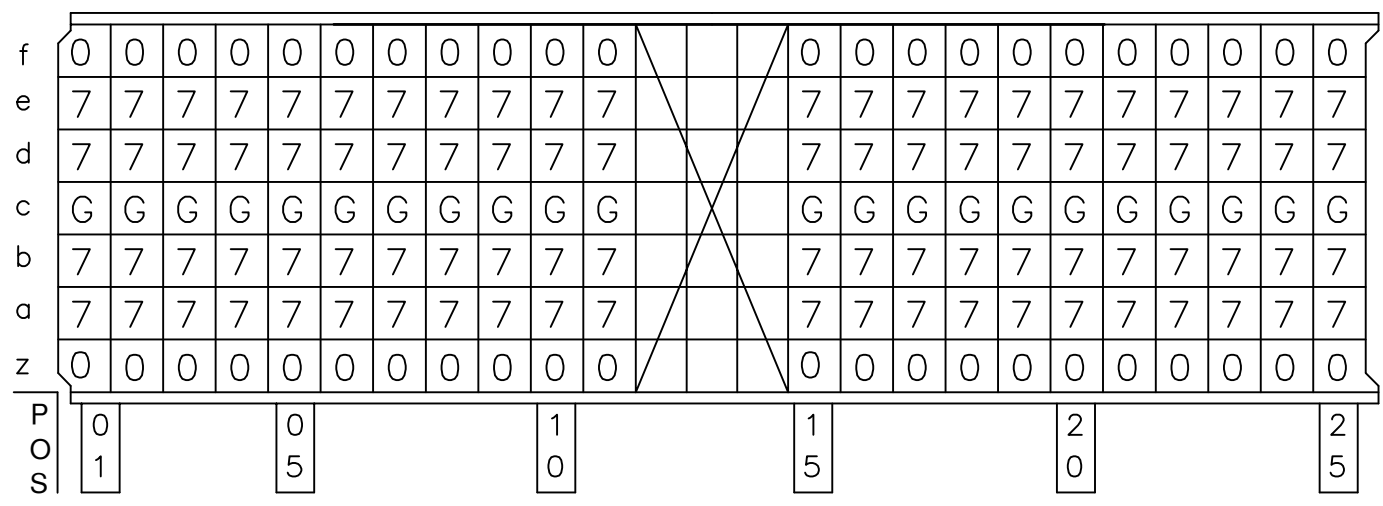
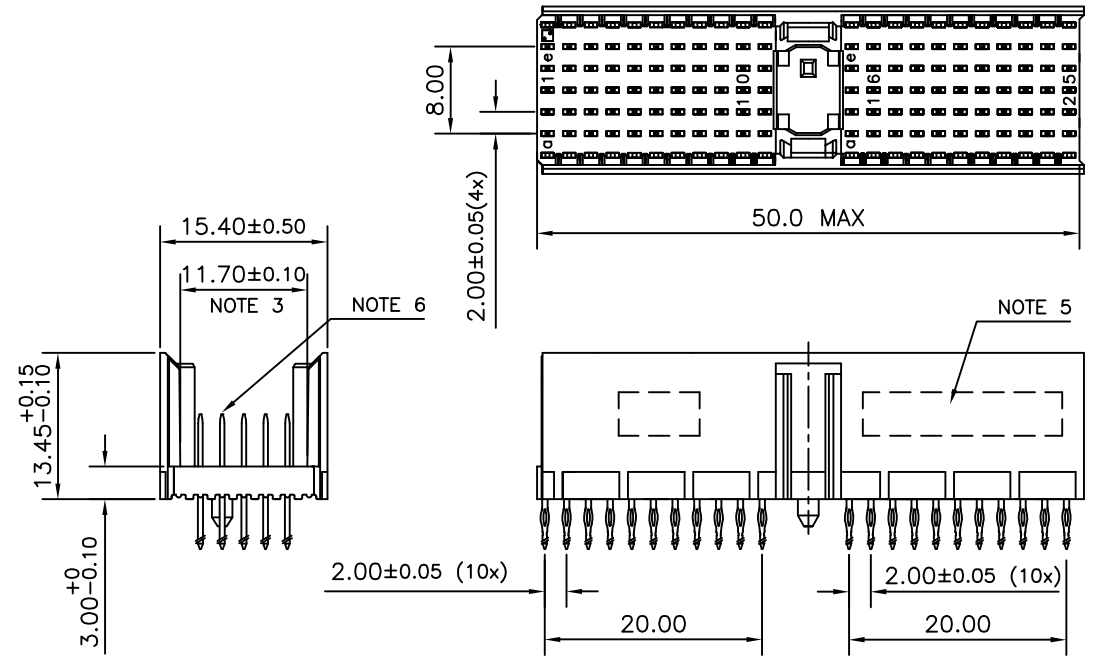


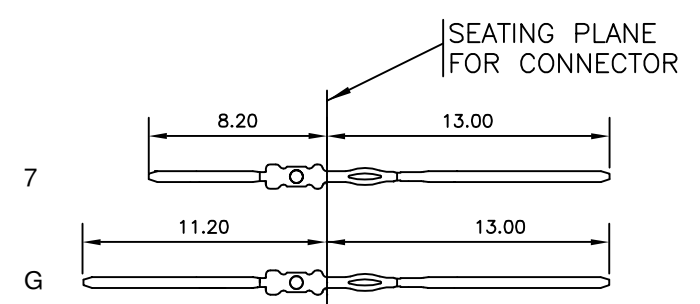
LOADING PATTERN MATING SIDE



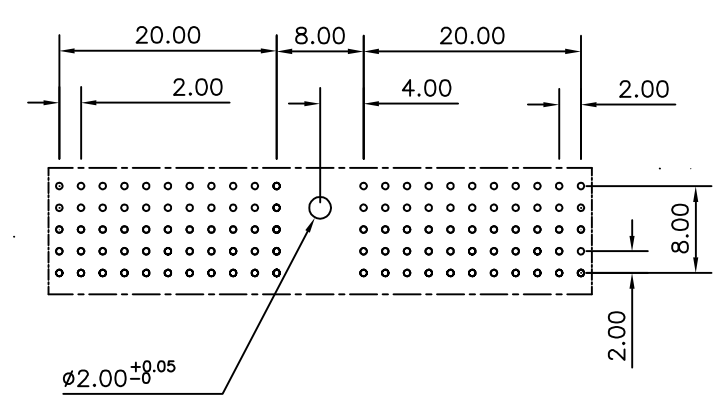
LOADED CONNECTOR ASSEMBLY (FOR EXAMPLE)



CONTACT OVERVIEW



LAY-OUT P.C.B.-HOLE



LEAD FREE INDICATOR : LF = LEAD FREE
(DIGIT 15 & 16)

PLATING CODE (DIGIT 13 AND 14)
(REF DRW NO. BS,C , 201844 , 003)

HM2P07PKH1N0

NOTES

1. THIS PRODUCT IS CSA APPROVED.
2. THIS PRODUCT IS UL RECOGNIZED.
3. MEASURED AT THE BOTTOM.
4. MATERIAL CONTACT: PHOSPHORBRONZE
HOUSING: CREAM WHITE GLASS FILLED POLYESTER UL-94V0
5. CONNECTOR PRINTED WITH P/N AND DATE CODE.
6. FOR ACTUAL CONTACT LOADINGS, SEE LOADING PATTERN MATING SIDE.
7. SHAPE OF CONNECTOR HOUSING CAN ALTER DEPENDING ON PRODUCTION LOCATION
8. THE PRODUCT (LF) MEETS EUROPEAN UNION DIRECTIVES AND OTHER COUNTRY REGULATIONS AS DESCRIBED IN GS-22-008
9. FOR RECOMMENDED PTH DIMENSIONS REFER DRAWING : BS, A , 201572 , 001

CATALOG NO: HM2P07PKH1N0- - -

mat'l. code SEE NOTE 4				surface ISO 1302 ✓		tolerance ISO 406 ISO 1101		projection MM		product family MLLIPACS	
litr				ecn no		dr		date		tolerances unless otherwise specified	
A				I05-0234		MINI		2005-11-16		.0±0.2	
B				I06-0132		MINI		2006-07-29		.00±0.1	
				angles		linear		0°±1°		scale -	
				dr		MINI K VANDANATH		2005-11-16		sheet 1 of 1 size 5	
				enr		BIJU K PAUL		2005-11-16		A3	
				chr		BIJU K PAUL		2006-07-29		sheet 1 of 1 size 5	
				appd		BIJU K PAUL		2006-07-29		A3	
sheet index		revision sheet		B		1				type Product Customer Drawing	

FCIconnect.com
Copyright FCI