

**SAW Filter 1688.420MHz**  
**Part No: MP01625**

**Model: TA0727A**  
**Rev No: 3**

**A. MAXIMUM RATING:**

1. Input Power Level: 10dBm
2. DC Voltage: 3V
3. Operating Temperature: -40°C to +85°C
4. Storage Temperature: -50°C to +95°C

**B. ELECTRICAL CHARACTERISTICS:**

1. Terminating source impedance (differential):  $Z_S = 150\Omega // 39nH$
2. Terminating load impedance (differential):  $Z_L = 150\Omega // 39nH$

Item	Unit	Min.	Typ.	Max.	Note
Center Frequency Fc	MHz	-	1688.42	-	-
Bandwidth at -2dB	MHz	40	59	-	-
Insertion Loss in 1668.42 ~ 1708.42MHz	dB	-	2.7	5	-
Amplitude ripple (1668.42 MHz ~ 1708.42MHz)	dB	-	0.8	2	-
Phase error (1668.42 MHz ~ 1708.42 MHz) (3)	deg	-	1.1	5	-
Group Delay ripple(1668.42 MHz ~ 1708.42MHz)	ns	-	8	25	-
I/O VSWR (1668.42MHz ~ 1708.42MHz)		-	1.8	2.5	-
Attenuation (1)					
50 ~ 1606.36MHz	dB	44	50	-	-
1770.48 ~ 1810.5MHz	dB	46	55	-	-
1810.5 ~ 4250MHz	dB	35	41	-	-
4250 ~ 6000MHz	dB	30	38	-	-

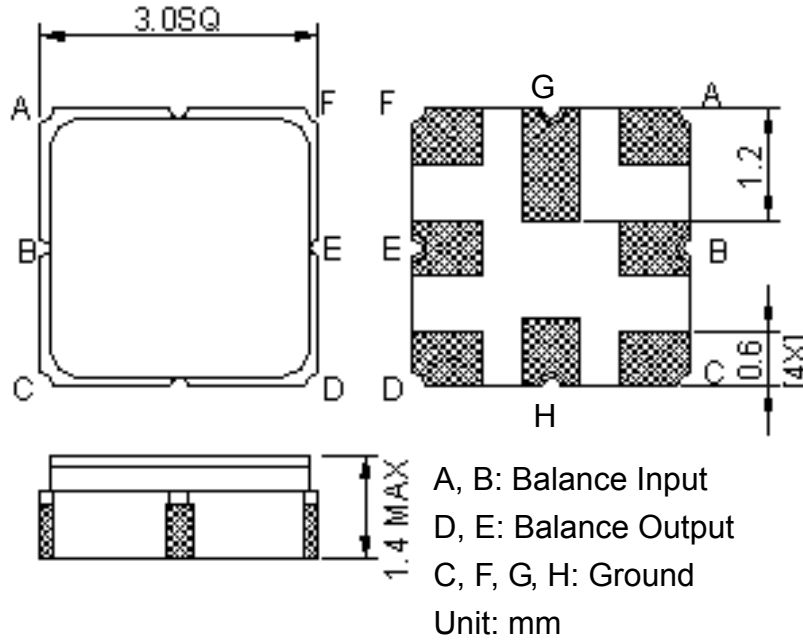
**Notes:**

1. The amplitude reference is insertion loss at Fc.
2. The amplitude ripple is defined as the max. level - min. level over any 30MHz block of the given bandwidth.
3. The phase error is measured over any 30MHz block of the given bandwidth.

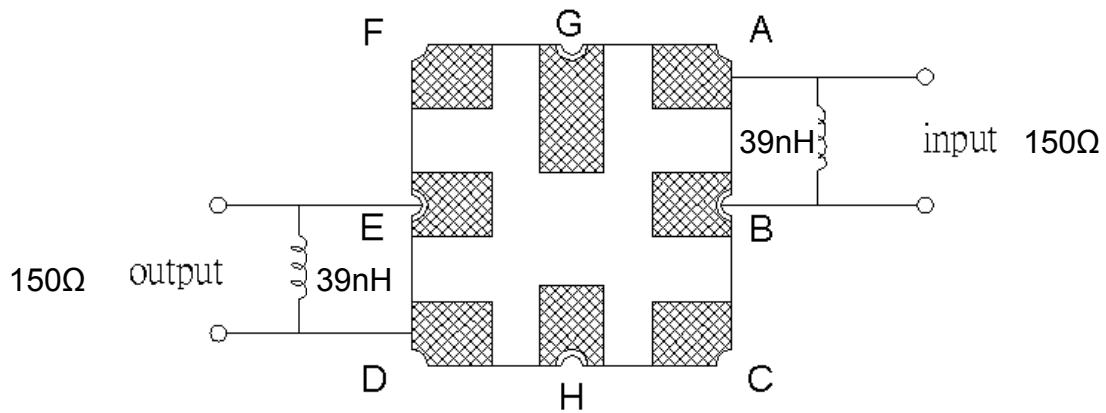
**SAW Filter 1688.420MHz**  
**Part No: MP01625**

**Model: TA0727A**  
**Rev No: 3**

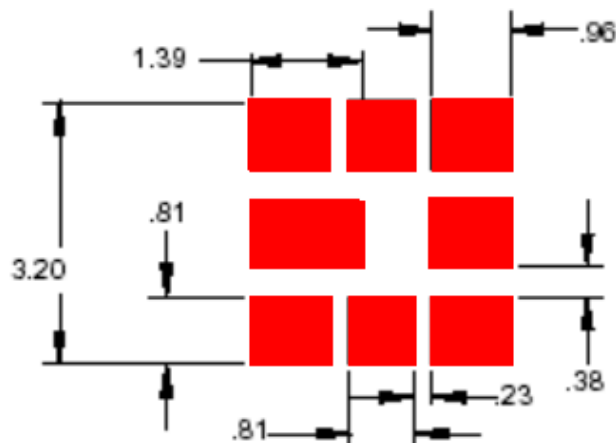
**C. OUTLINE DRAWING:**



**D. MEASUREMENT CIRCUIT:**



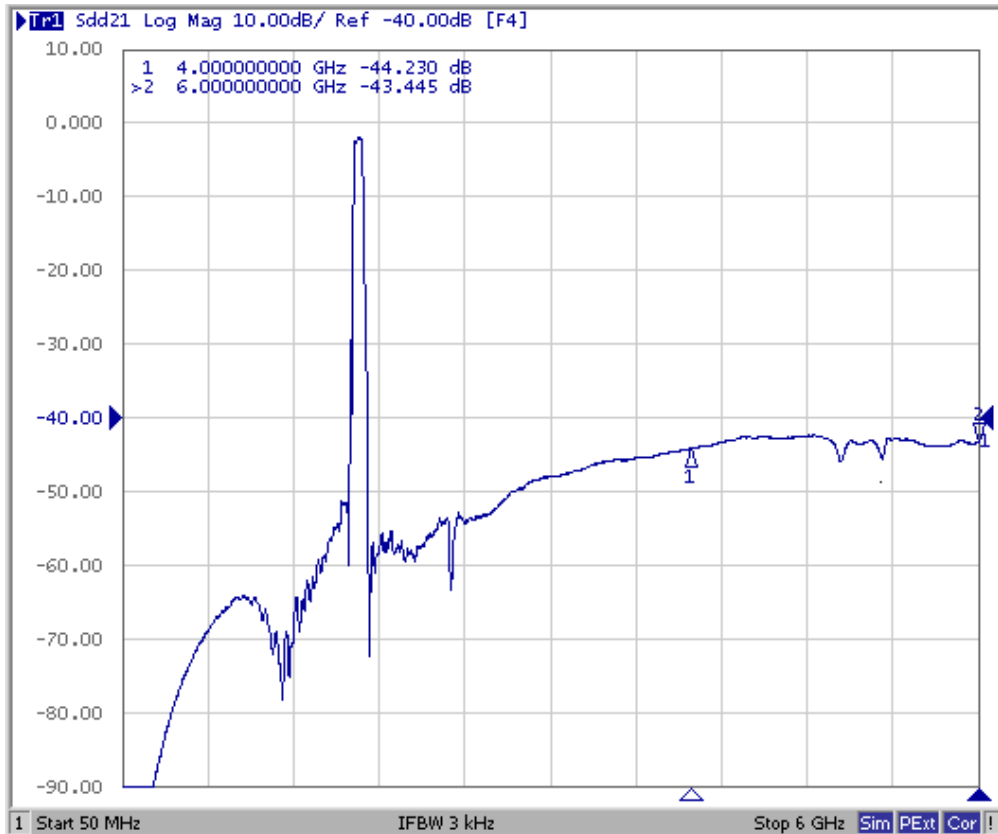
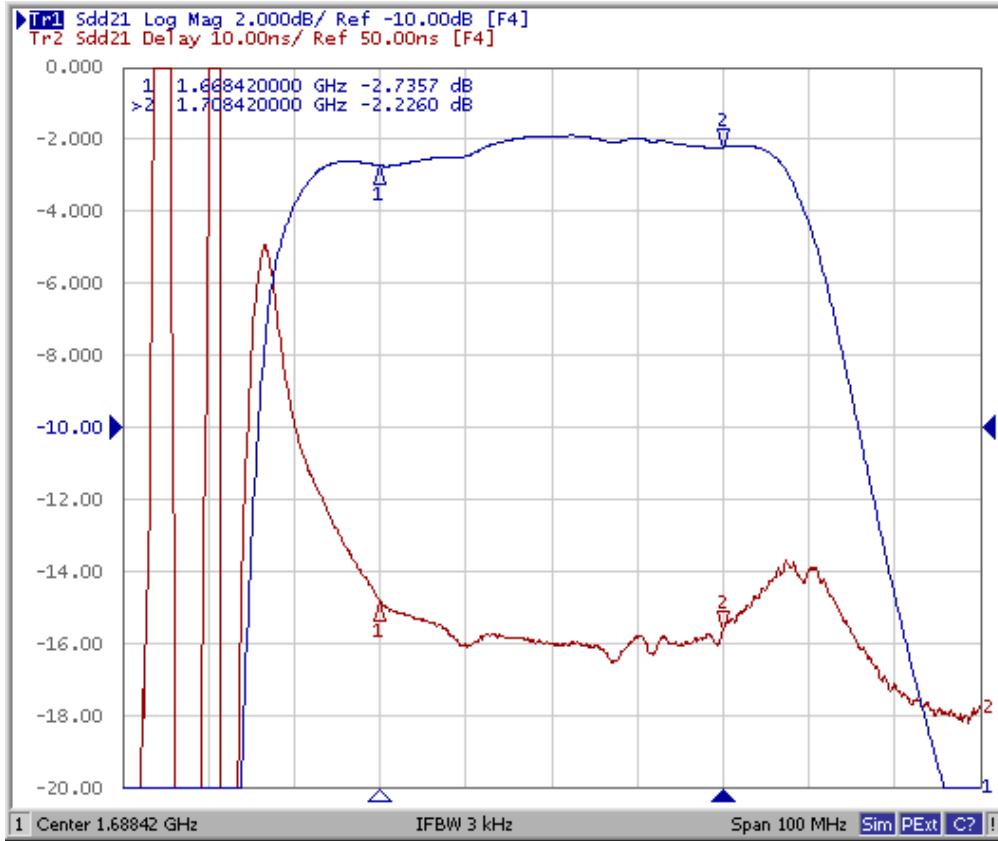
**E. PCB FOOTPRINT:**



**SAW Filter 1688.420MHz**  
**Part No: MP01625**

**Model: TA0727A**  
**Rev No: 3**

**F. FREQUENCY CHARACTERISTICS:**

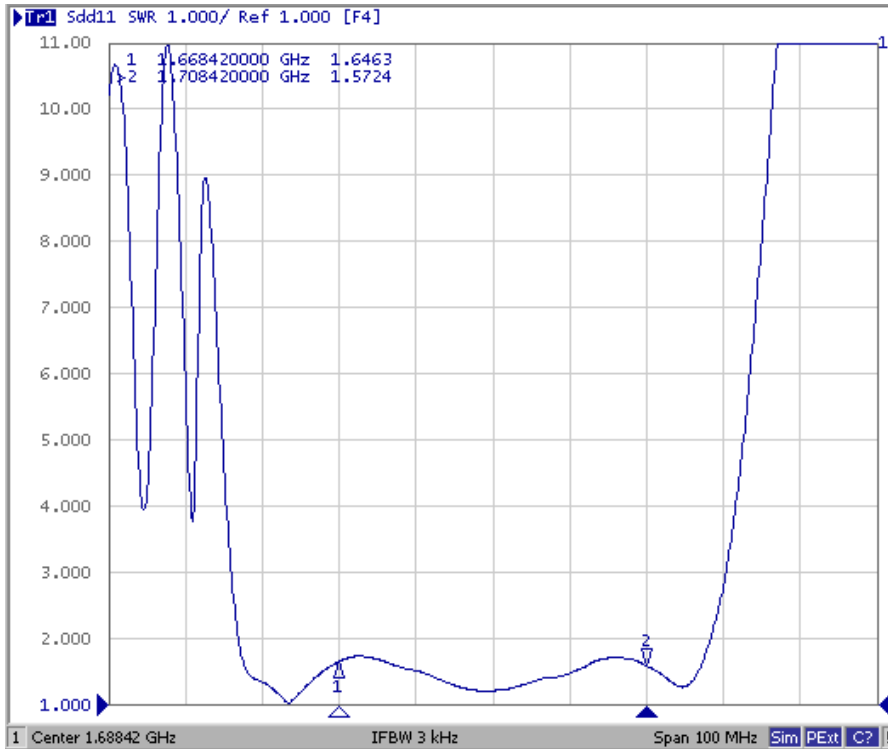


**SAW Filter 1688.420MHz**  
**Part No: MP01625**

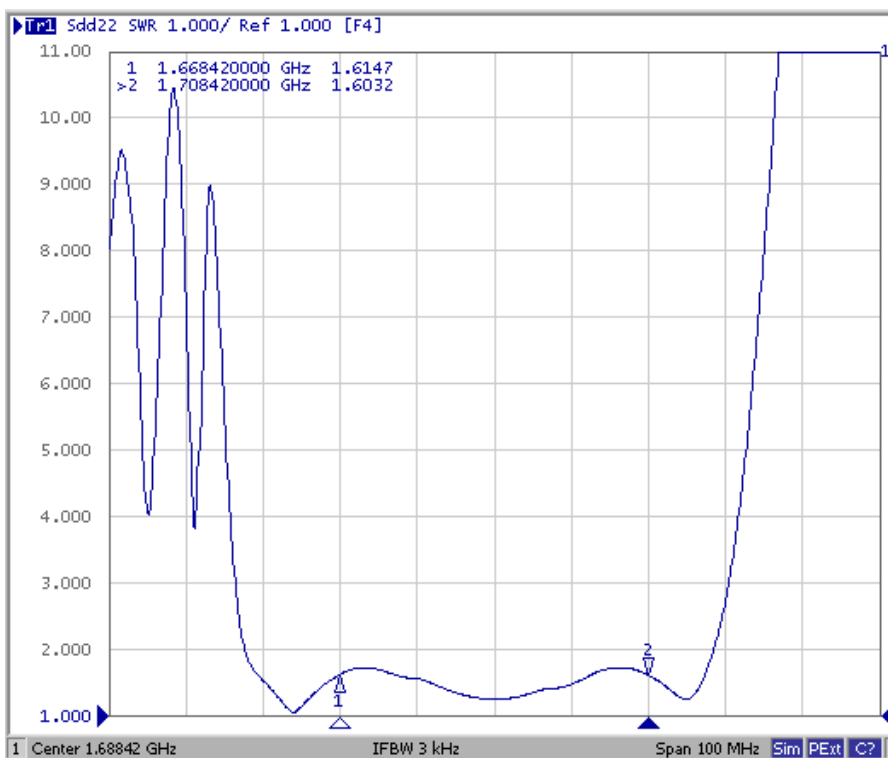
**Model: TA0727A**  
**Rev No: 3**

Reflection Functions

S11



S22





**SAW Filter 1688.420MHz**  
**Part No: MP01625**

**Model: TA0727A**  
**Rev No: 3**

**H. RECOMMENDED REFLOW PROFILE:**

