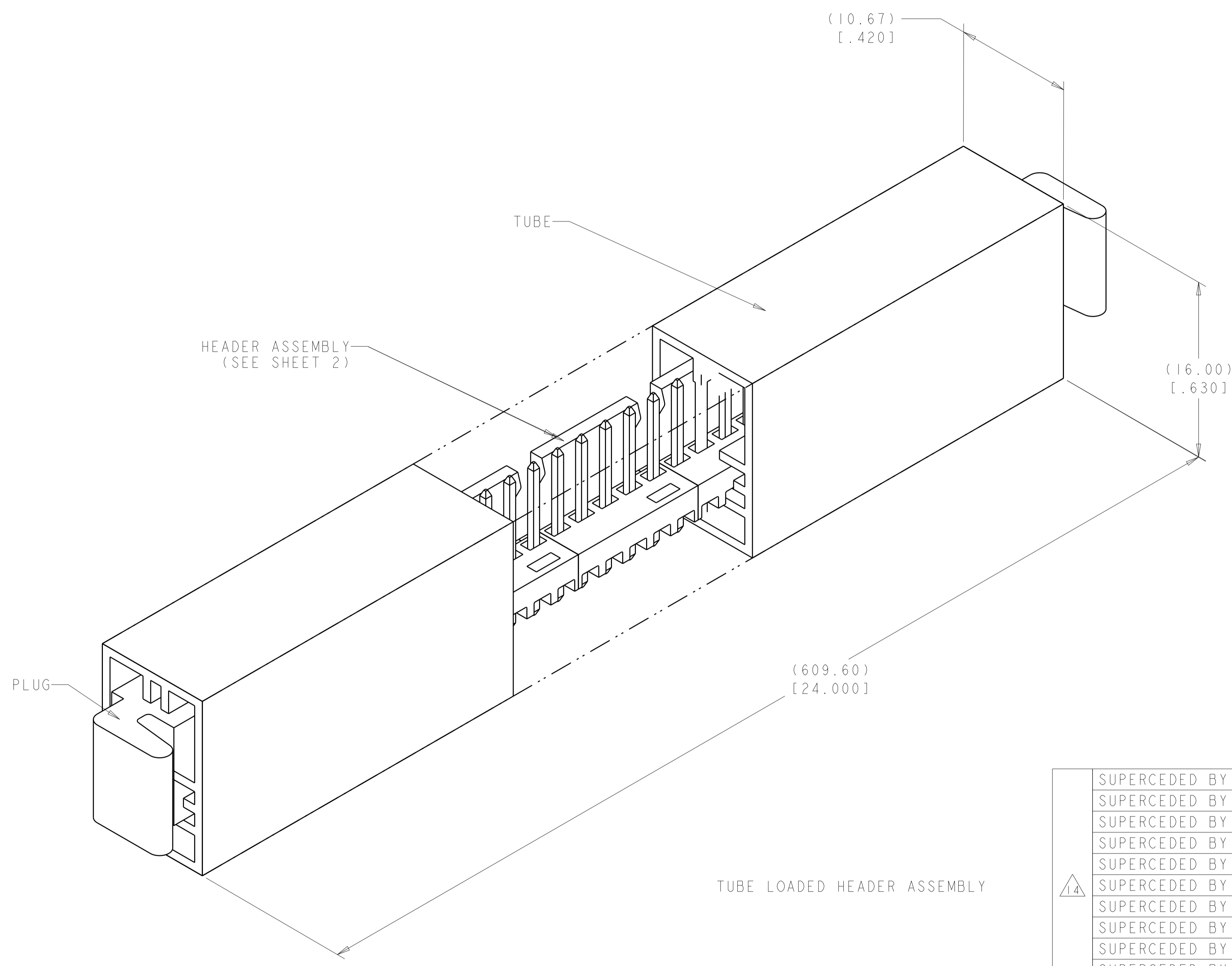


LOC		DIST		REVISIONS			
CM	00	P	LTN	DESCRIPTION	DATE	DWN	APVD
		M1		REVISED PER ECR-18-004355	18JUN2018	BDA	SG

- △ POST TO WITHSTAND 13 NEWTONS (3 LBS) MIN AXIAL FORCE IN BOTH DIRECTIONS SHOWN WITHOUT DISLODGING.
- △ TOLERANCES APPLY TO SOLDER SIDE OF BOARD.
- △ MEASURED AT -A-.
- 4. PARTS TO COMPLY WITH AMP SOLDERABILITY SPEC 109-11-2.
- △ ONE HOLE MAY BE UNDERSIZED 0.81 - 0.89 [.032 - .035] DIA. FOR ASSEMBLY RETENTION DURING WAVE SOLDERING.
- △ MATERIAL: HOUSING: NYLON, 4/6, HIGH TEMP, BLACK.)
 POST -2 THRU -12: COPPER ALLOY, TIN-LEAD (93/7) PLATING
 POST -32 THRU -42 : COPPER ALLOY, TIN PLATE
- △ COORDINATE DIMENSION APPLIES FROM CENTER OF ACTUAL FEATURE.
- △ POST TO BE MEASURED WHEN STRIP IS HELD FLAT.
- 9. TUBE MUST MAINTAIN PART ORIENTATION AND ALLOW FREE SLIDING AT A 45° TUBE INCLINE.
- 10. DIMENSIONS IN BRACKETS ARE IN INCHES.
- △ PLATING: GOLD PLATE AREA, 0.00038 [.000015] GOLD OR 0.00008 [.000003] MIN GOLD FLASH OVER 0.00030 [.000012] PALLADIUM NICKEL, PER TE CONNECTIVITY'S DISCRETION, ALL SIDES, OVER NICKEL UNDERPLATE, 0.00127 [.000050] MIN, ALL SIDES AND ENTIRE LENGTH OF POST.
- △ BRIGHT TIN/LEAD (93/7) PLATE AREA, 0.00381 - 0.00889 [.000150 - .000350] THICK, ALL FOUR SIDES, 3.56 [.140] MIN.
- △ AMP LOGO AND UL AND CSA TRADEMARKS TO APPEAR ON THIS SURFACE.
- △ OBSOLETE PARTS: OBSOLETE CIS STREAMLINING PER D.RENAUD/D.SINISI



7.62 [.300]	12.70 [.500]	2	19	30.48 [1.200]	12	4-647296-2	
-	10.16 [.400]	2	20	27.94 [1.100]	11	4-647296-1	
-	7.62 [.300]	2	22	25.40 [1.000]	10	4-647296-0	
-	5.08 [.200]	2	25	22.86 [.900]	9	3-647296-9	
-	2.54 [.100]	2	28	20.32 [.800]	8	3-647296-8	
-	-	2	32	17.78 [.700]	7	3-647296-7	
-	-	2	38	15.24 [.600]	6	3-647296-6	
-	-	2	45	12.70 [.500]	5	3-647296-5	
-	-	2	57	10.16 [.400]	4	3-647296-4	
-	-	2	76	7.62 [.300]	3	3-647296-3	
-	-	2	114	5.08 [.200]	2	3-647296-2	
SUPERCEDED BY 4-647296-2	7.62 [.300]	12.70 [.500]	2	19	30.48 [1.200]	12	1-647296-2
SUPERCEDED BY 4- ↑ -1	-	10.16 [.400]	2	20	27.94 [1.100]	11	1-647296-1
SUPERCEDED BY 4- -0	-	7.62 [.300]	2	22	25.40 [1.000]	10	1-647296-0
SUPERCEDED BY 3- -9	-	5.08 [.200]	2	25	22.86 [.900]	9	647296-9
SUPERCEDED BY 3- -8	-	2.54 [.100]	2	28	20.32 [.800]	8	647296-8
SUPERCEDED BY 3- -7	-	-	2	32	17.78 [.700]	7	647296-7
SUPERCEDED BY 3- -6	-	-	2	38	15.24 [.600]	6	647296-6
SUPERCEDED BY 3- -5	-	-	2	45	12.70 [.500]	5	647296-5
SUPERCEDED BY 3- -4	-	-	2	57	10.16 [.400]	4	647296-4
SUPERCEDED BY 3- -3	-	-	2	76	7.62 [.300]	3	647296-3
SUPERCEDED BY 3-647296-2	-	-	2	114	5.08 [.200]	2	647296-2
W	G	PLUG	HEADER ASSEMBLIES	L	NO. OF POSN	TUBE LOADED ASSEMBLY PART NUMBER	
		QTY PER TUBE					

△	SUPERCEDED BY 4-647296-2	7.62 [.300]	12.70 [.500]	2	19	30.48 [1.200]	12	1-647296-2
	SUPERCEDED BY 4- ↑ -1	-	10.16 [.400]	2	20	27.94 [1.100]	11	1-647296-1
	SUPERCEDED BY 4- -0	-	7.62 [.300]	2	22	25.40 [1.000]	10	1-647296-0
	SUPERCEDED BY 3- -9	-	5.08 [.200]	2	25	22.86 [.900]	9	647296-9
	SUPERCEDED BY 3- -8	-	2.54 [.100]	2	28	20.32 [.800]	8	647296-8
	SUPERCEDED BY 3- -7	-	-	2	32	17.78 [.700]	7	647296-7
	SUPERCEDED BY 3- -6	-	-	2	38	15.24 [.600]	6	647296-6
	SUPERCEDED BY 3- -5	-	-	2	45	12.70 [.500]	5	647296-5
	SUPERCEDED BY 3- -4	-	-	2	57	10.16 [.400]	4	647296-4
	SUPERCEDED BY 3- -3	-	-	2	76	7.62 [.300]	3	647296-3
	SUPERCEDED BY 3-647296-2	-	-	2	114	5.08 [.200]	2	647296-2

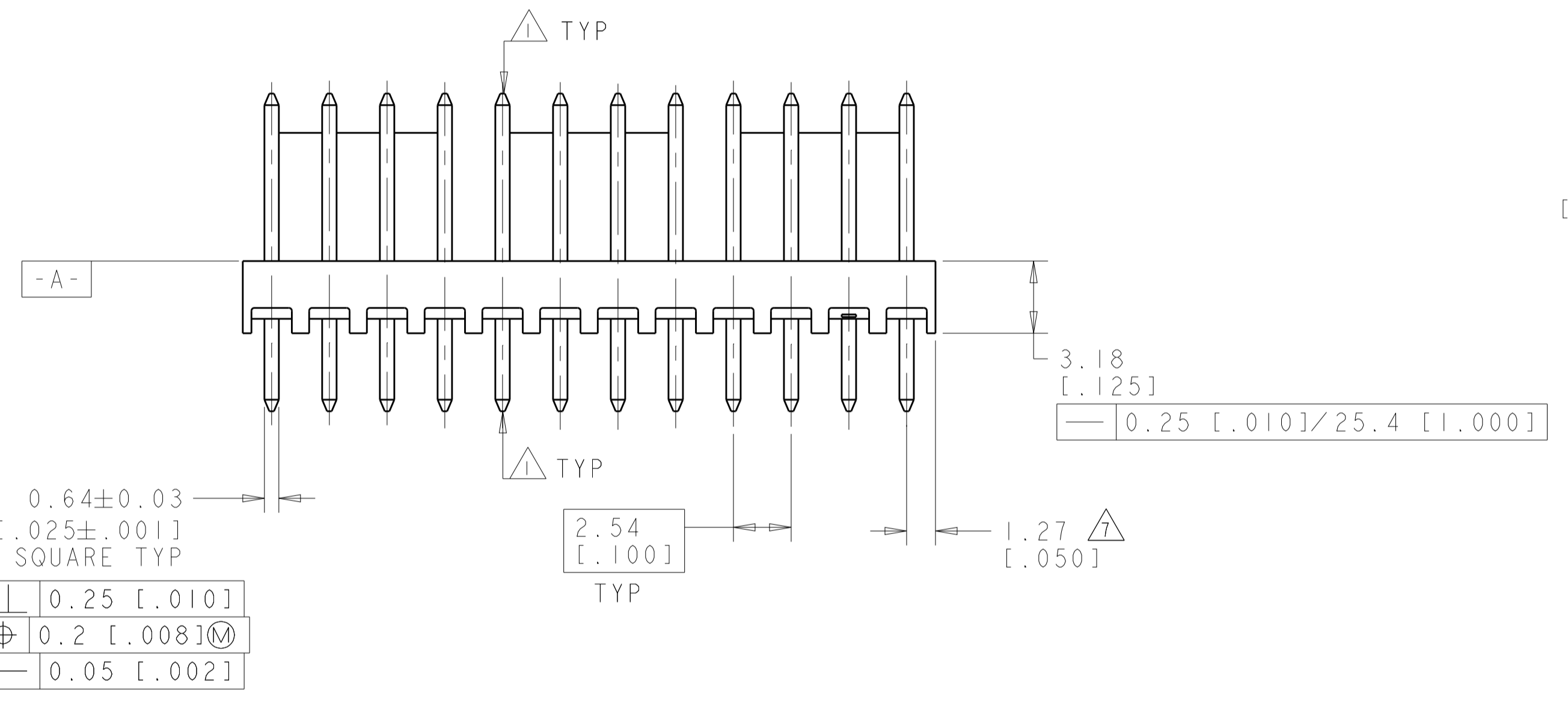
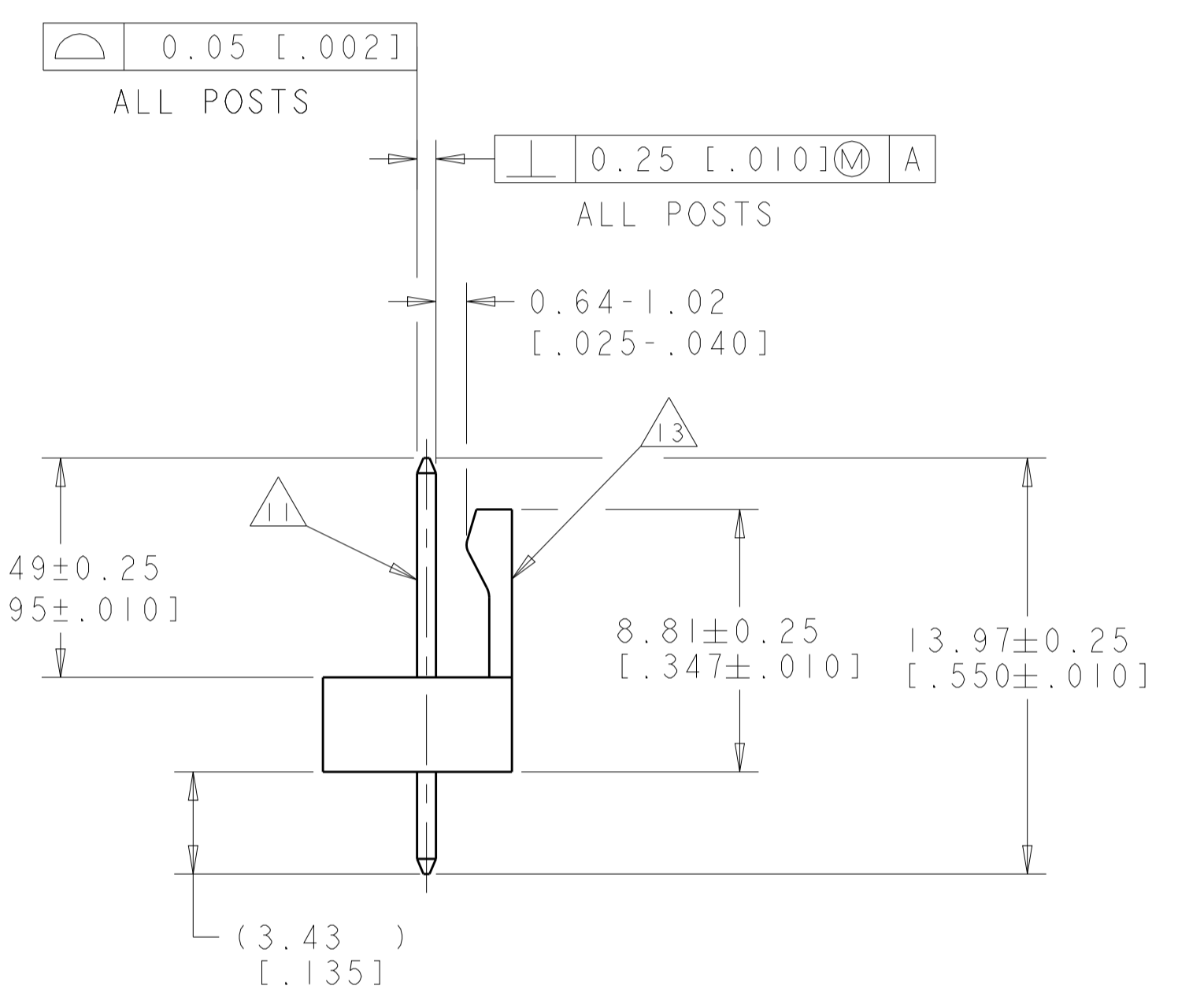
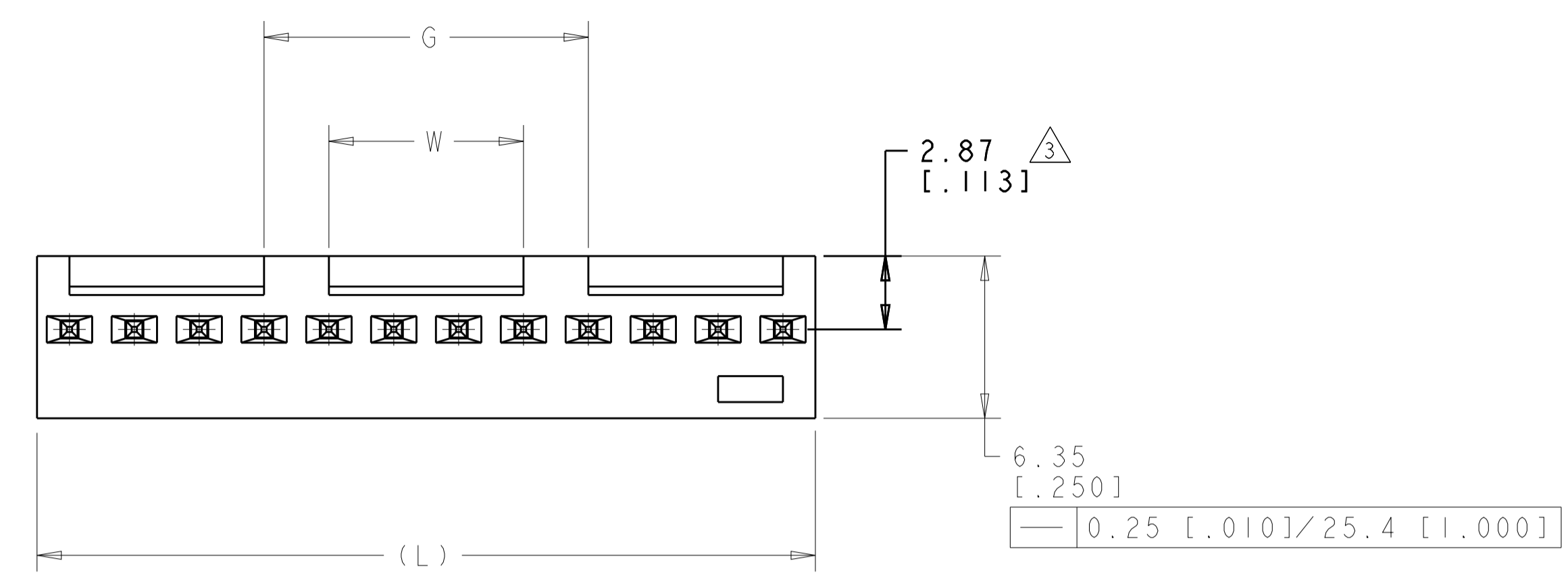
THIS DRAWING IS A CONTROLLED DOCUMENT. DWN: J. WHITAKER 02JAN2002
 CHK: D. BOSSI 02JAN2002
 APVD: D. BOSSI 02JAN2002

DIMENSIONS: mm [INCHES] TOLERANCES UNLESS OTHERWISE SPECIFIED:
 0 PLC ±
 1 PLC ±.03 [.015]
 2 PLC ±
 3 PLC ±
 4 PLC ±
 ANGLES 40°/30°
 MATERIAL: 6 FINISH: 6

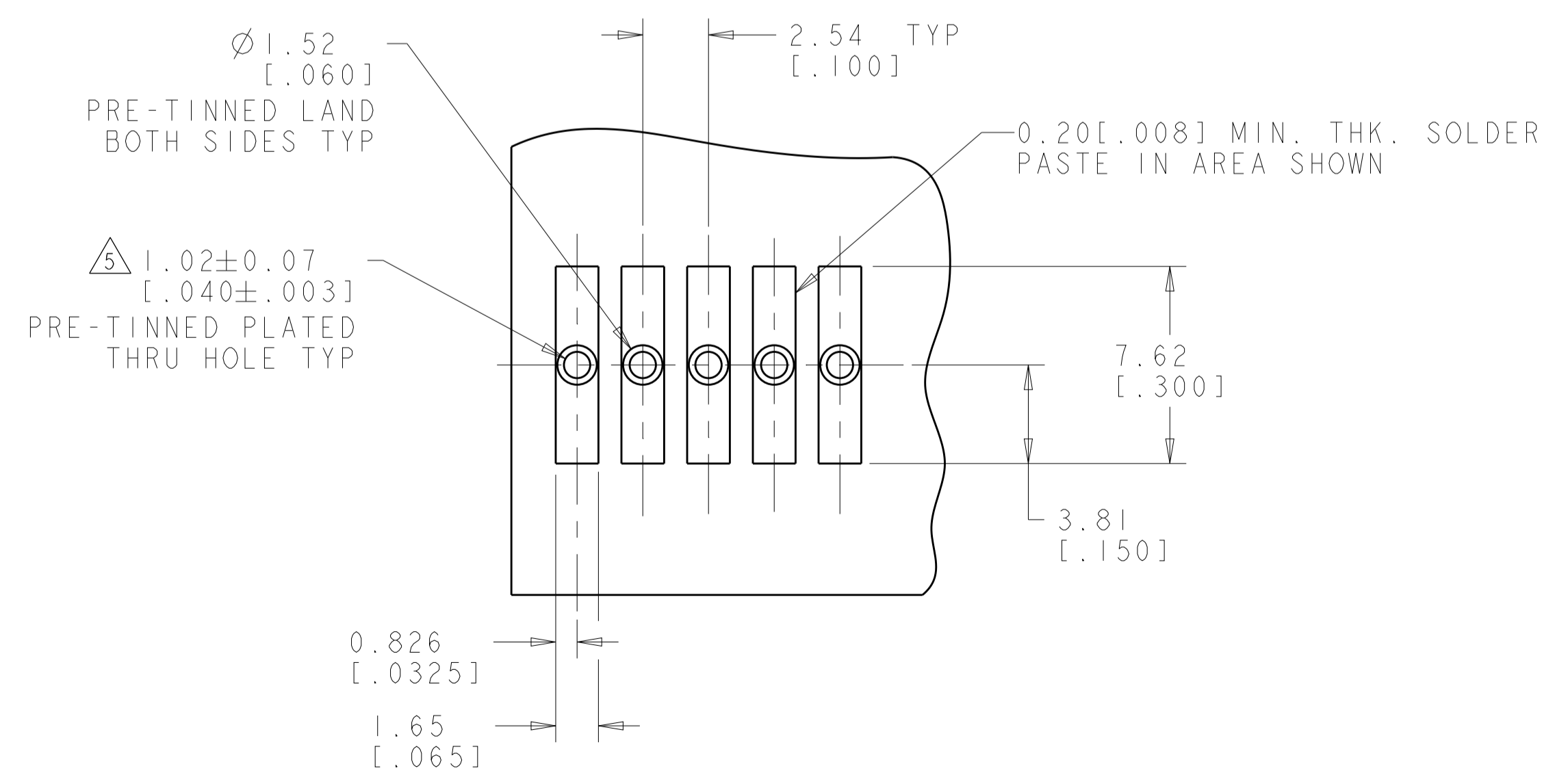
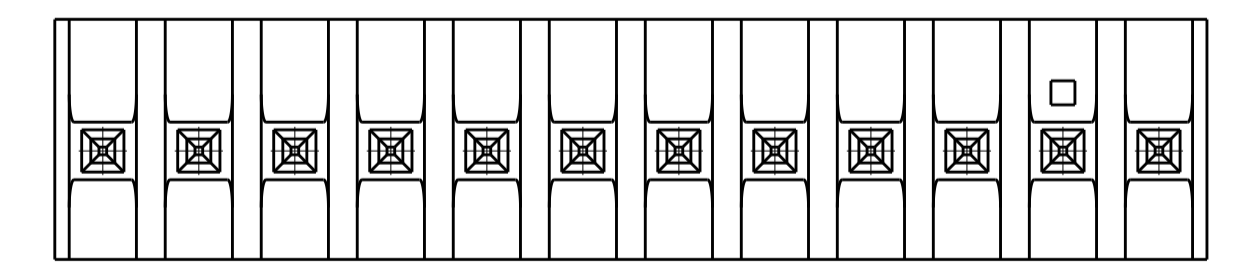
NAME: MTA-100 HEADER ASSY, HIGH TEMP, FRICTION LOCK, .025 SQ STR POST, .000015 GOLD, TUBE LOADED
 SIZE: A100779 C=647296
 SCALE: 5:1 SHEET 1 OF 2 REV: M

TE Connectivity
 CUSTOMER DRAWING

LOC	DIST	REVISIONS					
		P	LTN	DESCRIPTION	DATE	DWN	APVD
CM	00	-	-	SEE SHEET 1	-	-	-



0.25 [0.010]
0.2 [0.008]
0.05 [0.002]



RECOMMENDED MOUNTING HOLE PATTERN FOR 1.57±0.20 [0.062±0.008] THICK P.C. BOARD

THIS DRAWING IS A CONTROLLED DOCUMENT.		DWN: R. WHITAKER 02JAN2002	TE Connectivity
DIMENSIONS: mm [INCHES]		CHK: D. BOSSI 02JAN2002	
TOLERANCES UNLESS OTHERWISE SPECIFIED:		APVD: D. BOSSI 02JAN2002	NAME: MTA-100 HEADER ASSY, HIGH TEMP, FRICTION LOCK, .025 SQ STR POST, .000015 GOLD, TUBE LOADED
0 PLC ±	1 PLC ±	PRODUCT SPEC	APPLICATION SPEC
2 PLC ±0.38 [1.015]	3 PLC ±	APPLICATION SPEC	RESTRICTED TO
4 PLC ±	ANGLES ±40°30'	SIZE: A100779 C=647296	SCALE: 5:1 SHEET 2 OF 2 REV: M1
MATERIAL: -	FINISH: -	WEIGHT: -	CUSTOMER DRAWING