

# PTS840 Series Microminiature SMT Side Actuated



## Features/Benefits

- 3.5 x 3.55 mm footprint
- Front PIP leads option for strong shear resistance
- ESD pin option
- Reduced footprint

## Typical Applications

- Nomad devices
- Remote controls
- Personal health diagnostics
- Consumer electronics

## Specifications

FUNCTION: momentary action  
 CONTACT ARRANGEMENT: 1 make contact = SPST N.O.  
 TERMINALS: G and front PIP types for SMT  
 TRAVEL: 0.2mm + 0.2mm / -0.1 mm  
 LIFE: 100,000 cycles

Type	Operating Force (gf)	SMT Leads	Pegs
<b>Without ground pin</b>			
PTS840 GM SMTR LFS	160 -40/+70	G leads	No
PTS840 GK SMTR LFS	220 -70/+80	G leads	No
PTS840 PM SMTR LFS	160 -40/+70	P leads	No
PTS840 PK SMTR LFS	220 -70/+80	P leads	No
PTS840 GMP SMTR LFS	160 -40/+70	G leads	Yes
PTS840 GKP SMTR LFS	220 -70/+80	G leads	Yes
<b>With ground pin</b>			
PTS840 ESDGM SMTR LFS	160 -40/+70	G leads	No
PTS840 ESDGK SMTR LFS	220 -70/+80	G leads	No
PTS840 ESDPM SMTR LFS	160 -40/+70	P leads	No
PTS840 ESDPK SMTR LFS	220 -70/+80	P leads	No
PTS840 ESDGMP SMTR LFS	160 -40/+70	G leads	Yes
PTS840 ESDGKP SMTR LFS	220 -70/+80	G leads	Yes

## Electrical

MAXIMUM VOLTAGE: 12 VDC  
 MAXIMUM CURRENT DC: 50 mA  
 DIELECTRIC STRENGTH: 250 VA C (1mm)  
 CONTACT RESISTANCE: ≤ 500 mΩ  
 INSULATION RESISTANCE: ≥ 100 MΩ  
 BOUNCE TIME: ≤ 10 ms

## Environmental

OPERATING TEMPERATURE: -40°C to 85°C

## Process

SOLDERING: This component is suited to the following methods:  
 Infrared Reflow Soldering in accordance with IEC61760-1

## Packaging

In reels of 3,500 pieces  
 Dimensions of reels according to EIA 481B  
 External diameter 330 mm

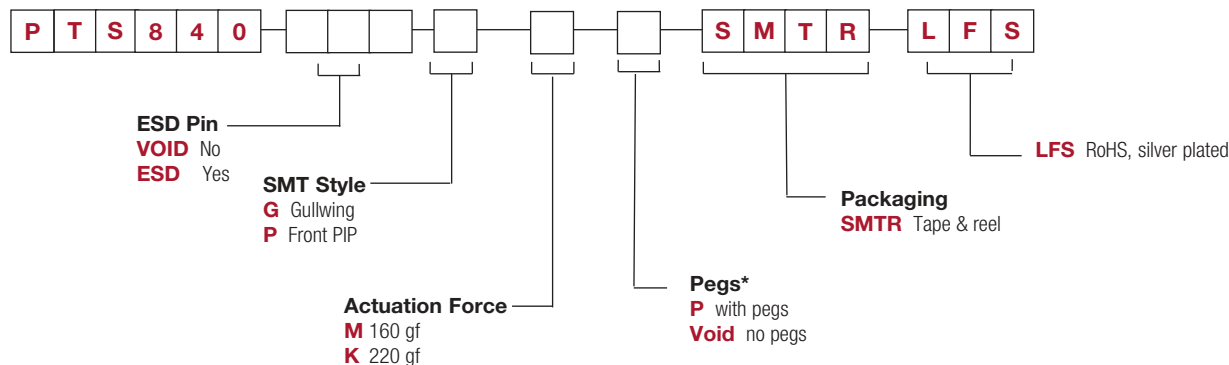
### NOTE:

- Specifications listed above are for switches with standard options. For information on specific and custom switches, consult Customer Service Center.
- **The PTS series is not certified for using in Automotive application and no PPAP. However, in the case of some automotive accessories and specific applications for 2 and 3 wheeled vehicles the PTS is widely used and very suitable. Please contact your local C&K representative to discuss your application and the best switch solution.**

## How To Order

Our easy build-a-switch concept allows you to mix and match options to create the switch you need. To order, select desired option from each category and place it in the appropriate box.

**For any part number different from those listed above, please consult your local representative.**

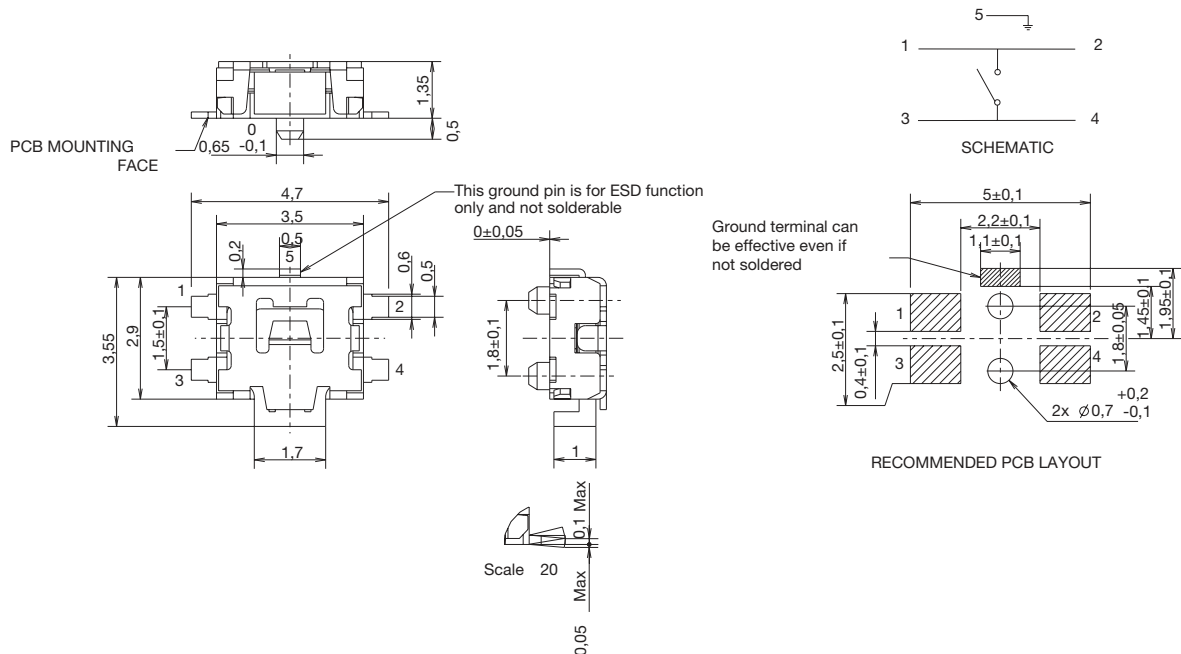


### Design Recommendations

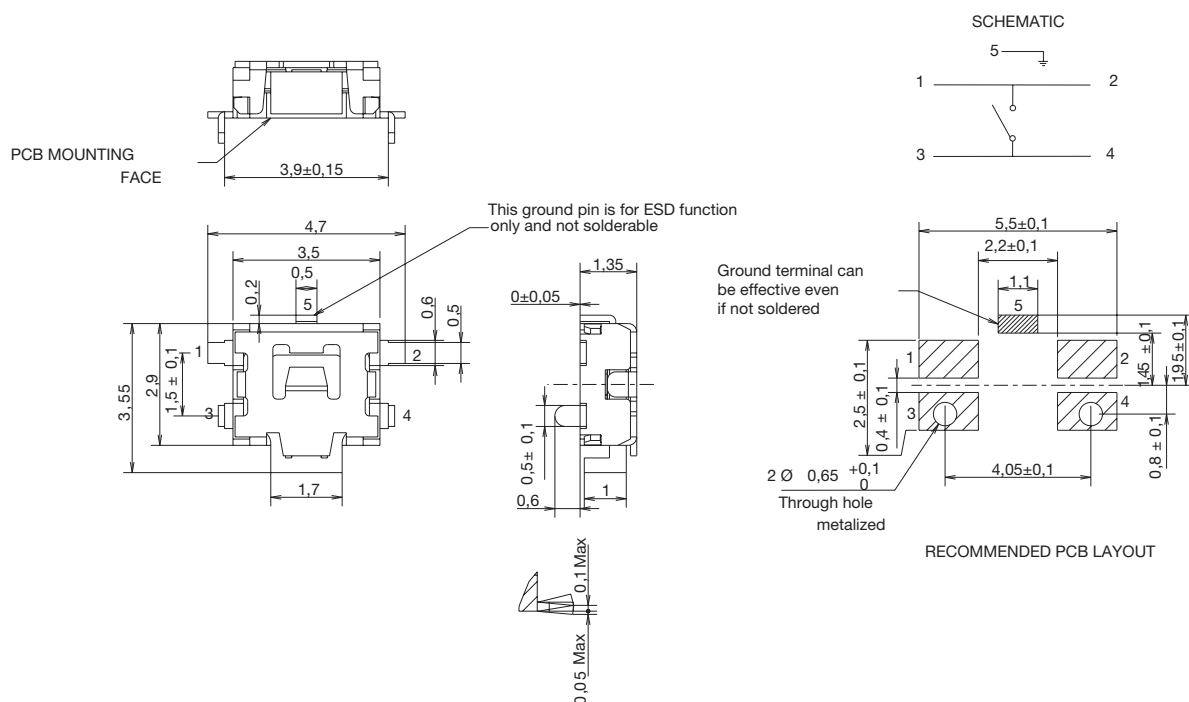
- "P" leads are recommended for applications where shear resistance is of importance
- When a precise alignment between application button and the switch is requested, version with pegs are the right choice to limit the possible floating of the switch during solderability.

# PTS840 Series Microminiature SMT Side Actuated

## Standard G SMT Leads with ESD and Peg options



## P SMT Leads with ESD option



# PTS840 Series Microminiature SMT Side Actuated

## TAPE & REEL

Tactile Switches

B

