


Path: [Home](#) > [Rack Index](#) > Rack Panel Mount - Doors & Chassis



Hinged Flat Door Panel

- Standard 19" rack mount
- 14 gauge steel construction
- Door opening is 16.2" wide
- Includes lock, hasp & 2 keys
- Powder paint finish - smooth finish to match our standard panels
- Requires mounting [hardware](#)






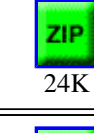

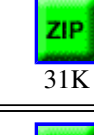

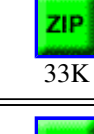




Part Number	Color	Panel Height		 Assembly Instructions
		Inches	Units	
PHPF19005BK2 PHPF19005CG2 PHPF19005LG2	Black Beige* Light Gray	5.25"	3U	
PHPF19008BK2 PHPF19008CG2 PHPF19008LG2	Black Beige* Light Gray	8.75"	5U	
PHPF19012BK2 PHPF19012CG2 PHPF19012LG2	Black Beige* Light Gray	12.25"	7U	

***Note:** "CG2" (Beige color) is being phased out from stock - replaced with "LG2" a light gray (RAL7035)



Hinged Panel Rail Door

- Standard 19" rack mount
- Hinges bolt directly to panel rail
- When door is open, space between panel rails is completely accessible
- Door is folded on all four sides
- Includes lock, hasp & 2 keys
- Powder paint finish - smooth finish to match our standard panels
- Door depth 0.63"
- Requires mounting [hardware](#)







Part Number	Color	 Reader File	AutoCAD .dxf file (zipped)	Panel Height		
				Inches	Units	
RSDP19010BK2 RSDP19010CG2 RSDP19010LG2	Black Beige* Light Gray	 21K	 28K	10.5"	6U	 Assembly Instructions
RSDP19012BK2 RSDP19012CG2 RSDP19012LG2	Black Beige* Light Gray	 22K	 24K	12.25"	7U	
RSDP19014BK2 RSDP19014CG2 RSDP19014LG2	Black Beige* Light Gray	 23K	 31K	14.00"	8U	
RSDP19017BK2 RSDP19017CG2 RSDP19017LG2	Black Beige* Light Gray	 25K	 33K	17.50"	10U	
RSDP19022BK2 RSDP19022CG2 RSDP19022LG2	Black Beige* Light Gray	 28K	 37K	22.75"	13U	
RSDP19028BK2 RSDP19028CG2 RSDP19028LG2	Black Beige* Light Gray	 32K	 41K	28.00"	16U	


***Note:** "CG2" (Beige color) is being phased out from stock - replaced with "LG2" a light gray (RAL7035)



Steel Chassis With Panel






- Standard 19" rack mount
- Formed 16 gauge steel construction
- Chassis measures 17" wide x 3" deep
- Panel mounts over chassis
- Textured powder paint finish
- Requires mounting **hardware**

Part Number	Color	 Reader File	AutoCAD .dxf File	Panel Height		Chassis Height (In.)	
				Inches	Units		
5-350DCG1	Beige	 12K	 136K	3.50	2	3.1	 Assembly Instructions
5-525DCG1	Beige			5.25	3	4.9	



Aluminum Chassis

- Standard 19" rack mount
- 0.06" thick aluminum construction
- Chassis measures 17" wide x 5.25" deep
- Natural finish aluminum
- Requires mounting [hardware](#)

Part Number	Reader File	AutoCAD .dxf File	Panel Height		 Assembly Instructions
			Inches	Units	
7-350D	 13K	 163K	3.50	2	
7-525D	 13K	 162K	5.25	3	

DOWNLOAD



[Panel Mount Doors & Chassis - catalog pages \(1\)](#) - Adobe Reader .pdf format (77K)

DOWNLOAD



[all accessories - catalog pages \(44\)](#) - Adobe Reader .pdf format (1,495K)

Exactly what you are looking for???

Link to our stocking distributors - most have "on-line" pricing, stock check and ordering!!!

[Our Distributors](#)

[Order from your favorite distributor](#)

[Home](#) | [Products](#) | [Distributors](#) | [Technical](#) | [Contact Us](#) | [Other Options](#)

Copyright; © 1998-2011 Hammond Mfg Co Inc

URL: <http://www.hammondmfg.com>