



# ME-MAX modular housings in flexible modular design

The modular ME-MAX electronics housings provide functional, design-oriented packaging for state-of-the-art industrial electronics. Variable connection technology, bus connectors, and modularity ensure the right device design for every application.



The variable housing form factor and flexible compatibility of connection technology make it ideal for creating remote control stations, such as for energy networks.



## Advantages at a glance



Modular housing design for variable electronics solutions



Connection technology for signal, data, and power transmission in various pitches









Power connectors for transmission of up to 42 A

# Configuration overview

## ME-MAX series

**i** Web code: #0306


1		Housing												
Housing	Housing width	ME MAX ... 3-3					ME MAX ... 2-2					ME MAX ... U-U1		
		Order No.	Max. number of pos.			Order No.	Max. number of pos.			Order No.	Max. number of pos.			
			Pitch value				Pitch value				Pitch value			
			3.5 mm	5.0 mm	7.25 mm 7.5 mm		3.5 mm	5.0 mm	7.25 mm 7.5 mm		3.5 mm	5.0 mm	7.25 mm 7.5 mm	
														
Tall design (standard) Overall depth 114.5 mm  	6.2 mm	2869634 <sup>1)</sup> 2869647 <sup>1)</sup>	8											
	12.5 mm, with <sup>3)</sup> 12.5 mm, without <sup>3)</sup>	2279020 2279017	18	12										
	17.5 mm, with <sup>3)</sup> 17.5 mm, without <sup>3)</sup>	2713612 2713531	24	18	12	2713599 2713609	16	12	8	2713641 2713515	4	3	2	
	22.5 mm, with <sup>3)</sup> 22.5 mm, without <sup>3)</sup>	2713939 2713942	30	24	18	2713625 2713638	20	16	12	2713476 2713489	5	4	3	
	35 mm, with <sup>3)</sup> 35 mm, without <sup>3)</sup>	2713696 2713544	48	36	24	2713670 2713683	32	24	16	2713667 2713528	8	6	4	
	45 mm, with <sup>3)</sup> 45 mm, without <sup>3)</sup>	2713913 2713926	60	48	36	2713706 2713719	40	32	24	2713492 2713502	10	8	6	
	67.5 mm, with <sup>3)</sup> 67.5 mm, without <sup>3)</sup>	2200526 2200527	90	72	54	2200524 2200525	60	48	36	2200547 2200528	15	12	9	
	90 mm, with <sup>3)</sup> 90 mm, without <sup>3)</sup>	2200531 2200532	120	96	72	2200529 2200530	80	64	48	2200546 2200533	20	16	12	
Flat design Overall depth 92 mm  	22.5 mm	2869388	30	24	18									
	45 mm	2869391	60	48	36									
Ultra-flat design Overall depth 70.4 mm  	17.5 mm					2901369	16	12	8					
	22.5 mm					2869362	20	16	12					
	45 mm					2869375	40	32	24					

All housings of the ME-MAX series can be equipped with a functional earth ground contact.  
 Two versions are available:  
 FE contact (order number 2278076); FE contact with soldering lug (order number 2908294)

## Configuring the ME-MAX series

**3** Select connection technology or filler plug (pp. 30-33)

**2** Add DIN rail bus and power connectors as an option



**1** Select the housing

### Test the ME-MAX series:

Sample set: 52005224

Get in touch with your contact person in Sales.

ME MAX ... 3-U1					<b>2</b> DIN rail connectors			<b>2</b> Power connectors up to 42 A			
Order No.	Max. number of pos.			ME ... TBUS ... 1,5/5	ME ... TBUS ... 1,5/4P1S	ME ... TBUS ADAPTER	PCO ...L 2)	PBR 42A RD	PBR 42A BU	PBR 42A GY	
	Pitch value			3.81 mm pitch	3.81 mm pitch	3.81 mm pitch	Left	Cross connector			
	3.5 mm	5.0 mm	7.25 mm 7.5 mm	5 parallel pos.	4 parallel pos., 1 serial pos.	Adapter, 5 parallel pos.					
				2969401 2279033 <sup>4)</sup>							
				2969401							
2201536 2201537	16	12	8	2713645	2201731	2201757	2201684	2201915	2201916	2201917	
2201538 2201539	20	16	12	2713722	2201732	2201756	2201685	2201915	2201916	2201917	
				2713645 <sup>5)</sup>	2201731 <sup>5)</sup>	2201757	2201684	2201915	2201916	2201917	
2201682 2201683	40	32	24	2713722 <sup>5)</sup>	2201732 <sup>5)</sup>	2201756	2201685	2201915	2201916	2201917	
				2713722 <sup>5)</sup>	2201732 <sup>5)</sup>	2201756	2201685	2201915	2201916	2201917	
				2713722 <sup>5)</sup>	2201732 <sup>5)</sup>	2201756	2201685	2201915	2201916	2201917	
				2713722	2201732	2201756	2201685	2201915	2201916	2201917	
				2713722 <sup>5)</sup>	2201732 <sup>5)</sup>	2201756	2201685	2201915	2201916	2201917	
				2713645	2201731		2201684	2201915	2201916	2201917	
				2713722	2201732	2201756	2201685	2201915	2201916	2201917	
				2713722 <sup>5)</sup>	2201732 <sup>5)</sup>	2201756	2201685	2201915	2201916	2201917	




<sup>1)</sup> ME-MAX 6,2 has four connection levels <sup>2)</sup> Note: The ME-MAX can only be swung in together with a PCO on the DIN rail with the tall design ME-MAX ... 2-2

<sup>3)</sup> With = with ventilation slots, without = without ventilation slots <sup>4)</sup> Pin strip required for contacting in the TBUS

<sup>5)</sup> Combination of DIN rail connectors and adapters freely selectable, taking into account the required quantity relative to the housing width

# Configuration overview ME-MAX series PCB connectors

**i** Web code: #0306


1 Housing						3					
Housing	Housing width	ME MAX ... 3-3	ME MAX ... 2-2	ME MAX ... U-U1	ME MAX ... 3-U1	Max. number of pos. for ME MAX ... 3-3			3.5 mm pitch		
		Order No.	Order No.	Order No.	Order No.	Connection technology			Wave soldering		Screw
						Manufacturing process			Wave soldering		MC
						Pitch value			MCO 1,5/ ... G1 ... -3,5		MC
						3.5 mm	5 mm	7.25 mm	Left	Right	
Tall design (standard) Overall depth 114.5 mm  	6.2 mm	2869634 <sup>1)</sup> 2869647 <sup>2)</sup>				8					
	12.5 mm, with <sup>3)</sup> 12.5 mm, without <sup>3)</sup>	2279020 2279017				18	12		2278319	2278322	1769061
	17.5 mm, with <sup>3)</sup> 17.5 mm, without <sup>3)</sup>	2713612 2713531	2713599 2713609	2713641 2713515	2201536 2201537	24	18	12	2278364	2278377	1769074
	22.5 mm, with <sup>3)</sup> 22.5 mm, without <sup>3)</sup>	2713939 2713942	2713625 2713638	2713476 2713489	2201538 2201539	30	24	18	2278380	2278351	1769087
	35 mm, with <sup>3)</sup> 35 mm, without <sup>3)</sup>	2713696 2713544	2713670 2713683	2713667 2713528		48	36	24	2278364	2278377	1769074
	45 mm, with <sup>3)</sup> 45 mm, without <sup>3)</sup>	2713913 2713926	2713706 2713719	2713492 2713502	2201682 2201683	60	48	36	2278380	2278351	1769087
	67.5 mm, with <sup>3)</sup> 67.5 mm, without <sup>3)</sup>	2200526 2200527	2200524 2200525	2200547 2200528		90	72	54	2278380	2278351	1769087
	90 mm, with <sup>3)</sup> 90 mm, without <sup>3)</sup>	2200531 2200532	2200529 2200530	2200546 2200533		120	96	72	2278380	2278351	1769087
Flat design Overall depth 92 mm  	22.5 mm	2869388				30	24	18	2278380	2278351	1769087
	45 mm	2869391				60	48	36	2278380	2278351	1769087
Ultra-flat design Overall depth 70.4 mm  	17.5 mm		2901369			16	12	8	2278364	2278377	1769074
	22.5 mm		2869362			20	16	12	2278380	2278351	1769087
	45 mm		2869375			40	32	24	2278380	2278351	1769087



## Configuring the ME-MAX series

**3** Select connection technology or filler plug

**2** Add DIN rail bus and power connectors as an option



**1** Select the housing

**Test the ME-MAX series:**

Sample set: 52005224

Get in touch with your contact person in Sales.

## Connection technology

### Headers and connectors

5 mm pitch												Filler plugs	
5 mm pitch						7.25 mm pitch							
Push-in	Push-in	Wave soldering		Reflow soldering (THR)		Wave soldering		Push-in	Screw	Reflow soldering (THR)		Screw	
FMC	FK-MCP	MSTBO 2,5/ ... G1 ...		MSTBO 2,5/ ... -G1 ... THR ...		MSTBO 2,5/ ... - G1P ...		PSPT 2,5/ ...	MSTBT ... STP	GMSTBO 2,5 HV/ ... -G ... THR ...		GMSTBT 2,5 HV	ME MAX B- ...
		Left	Right	Left	Right	Left	Right			Left	Right		
		2854788	2854791	2200251	2200252	2200330	2200331	2202346	2200334				2914660
1773578	1773594	2853750	2853763	2915216	2915229	2200328	2200329	2202345	2200333	2199867	2199760	2199757	2706959
1773581	1773604	2907774	2907787	2697194	2697204	2200325	2200326	2202344	2200332	2199663	2199566	2199553	2707929
1773578	1773594	2853750	2853763	2915216	2915229	2200328	2200329	2202345	2200333	2199867	2199760	2199757	2706959
1773581	1773604	2907774	2907787	2697194	2697204	2200325	2200326	2202344	2200332	2199663	2199566	2199553	2707929
1773581	1773604	2907774	2907787	2697194	2697204	2200325	2200326	2202344	2200332	2199663	2199566	2199553	2707929
1773581	1773604	2907774	2907787	2697194	2697204	2200325	2200326	2202344	2200332	2199663	2199566	2199553	2707929
1773581	1773604	2907774	2907787	2697194	2697204	2200325	2200326	2202344	2200332	2199663	2199566	2199553	2707929
1773578	1773594	2853750	2853763	2915216	2915229	2200328	2200329	2202345	2200333	2199867	2199760	2199757	2706959
1773581	1773604	2907774	2907787	2697194	2697204	2200325	2200326	2202344	2200332	2199663	2199566	2199553	2707929
1773581	1773604	2907774	2907787	2697194	2697204	2200325	2200326	2202344	2200332	2199663	2199566	2199553	2707929









<sup>1)</sup> ME MAX 6,2 SC ... has four connection levels with screw connection

<sup>2)</sup> ME MAX 6,2 SP ... has four connection levels with spring connection

<sup>3)</sup> With = with ventilation slots, without = without ventilation slots

# Configuration overview ME-MAX series PCB terminal blocks

**i** Web code: #0306


1 Housing						3		
Housing	Housing width	ME MAX ... 3-3	ME MAX ... 2-2	ME MAX ... U-U1	ME MAX ... 3-U1	Pitch value	3.5 mm	
		Order No.	Order No.	Order No.	Order No.			
						MKDSO 1,5		
						Left	Right	
								
Tall design (standard) Overall depth 114.5 mm  	6.2 mm	2869634 <sup>1)</sup> 2869647 <sup>2)</sup>						
	12.5 mm, with <sup>3)</sup> 12.5 mm, without <sup>3)</sup>	2279020 2279017				2278445	2278458	
	17.5 mm, with <sup>3)</sup> 17.5 mm, without <sup>3)</sup>	2713612 2713531	2713599 2713609	2713641 2713515	2201536 2201537	2278432	2278429	
	22.5 mm, with <sup>3)</sup> 22.5 mm, without <sup>3)</sup>	2713939 2713942	2713625 2713638	2713476 2713489	2201538 2201539	2278393	2278416	
	35 mm, with <sup>3)</sup> 35 mm, without <sup>3)</sup>	2713696 2713544	2713670 2713683	2713667 2713528		2278432	2278429	
	45 mm, with <sup>3)</sup> 45 mm, without <sup>3)</sup>	2713913 2713926	2713706 2713719	2713492 2713502	2201682 2201683	2278393	2278416	
	67.5 mm, with <sup>3)</sup> 67.5 mm, without <sup>3)</sup>	2200526 2200527	2200524 2200525	2200547 2200528		2278393	2278416	
	90 mm, with <sup>3)</sup> 90 mm, without <sup>3)</sup>	2200531 2200532	2200529 2200530	2200546 2200533		2278393	2278416	
	Flat design Overall depth 92 mm  	22.5 mm	2869388				2278393	2278416
45 mm		2869391				2278393	2278416	
Ultra-flat design Overall depth 70.4 mm  	17.5 mm		2901369			2278432	2278429	
	22.5 mm		2869362			2278393	2278416	
	45 mm		2869375			2278393	2278416	

## Configuring the ME-MAX series

**3** Select connection technology or filler plug

**2** Add DIN rail bus and power connectors as an option

**1** Select the housing



### Test the ME-MAX series:

Sample set: 52005224

Get in touch with your contact person in Sales.

## Connection technology

### PCB terminal blocks

5 mm		7.5 mm		5 mm		7.5 mm		ME MAX B-...
Screw		Screw		Push-in		Push-in		
MKDSO 2,5		MKDSO 2,5 HV		FKDSO 2,5		FKDSO 2,5 HV		
Left	Right	Left	Right	Left	Right	Left	Right	
2915261	2915258			2200315	2200316			2914660
2854102	2854092	2199676	2199773	2200318	2200317			2706959
2908485	2908472	2890946	2890959	2200319	2200320	2201128	2201129	2707929
2854102	2854092	2199676	2199773	2200318	2200317			2706959
2908485	2908472	2890946	2890959	2200319	2200320	2201128	2201129	2707929
2908485	2908472	2890946	2890959	2200319	2200320	2201128	2201129	2707929
2908485	2908472	2890946	2890959	2200319	2200320	2201128	2201129	2707929
2908485	2908472	2890946	2890959	2200319	2200320	2201128	2201129	2707929
2908485	2908472	2890946	2890959	2200319	2200320	2201128	2201129	2707929
2854102	2854092	2199676	2199773	2200318	2200317			2706959
2908485	2908472	2890946	2890959	2200319	2200320	2201128	2201129	2707929
2908485	2908472	2890946	2890959	2200319	2200320	2201128	2201129	2707929

<sup>1)</sup> ME MAX 6,2 SC ... has four connection levels with screw connection

<sup>2)</sup> ME MAX 6,2 SP ... has four connection levels with spring connection

<sup>3)</sup> With = with ventilation slots, without = without ventilation slots