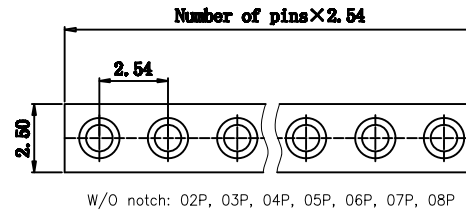
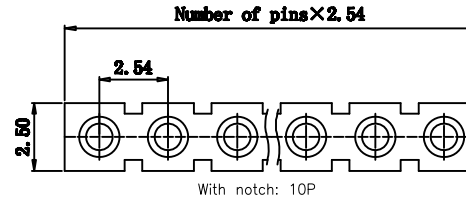
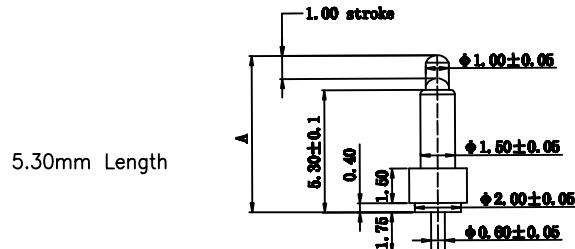
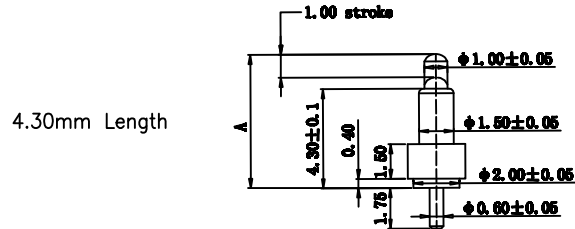
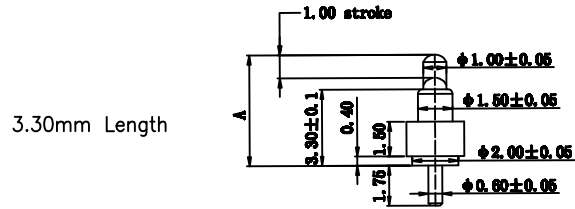


APPROVED: _____
 DATE: _____ TITLE: _____

| Rev | AWO # | Description | Date | Appr |
|-----|-------|----------------|---------|-------|
| - | | RELEASED | 5/10/19 | |
| A | | UPDATE DRAWING | 6/17/19 | OW/RC |
| B | | UPDATE DRAWING | 9/18/19 | OW/RC |
| C | | UPDATE DRAWING | 7/21/20 | OW/RC |



3.30mm Length

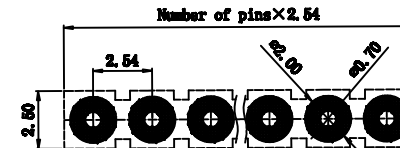
| ADAM P/N | Initial Height |
|--------------------|----------------|
| PH1-3B-XX-MVP-3345 | 4.5mm |
| PH1-3B-XX-MVP-3350 | 5.0mm |

4.30mm Length

| ADAM P/N | Initial Height |
|--------------------|----------------|
| PH1-3B-XX-MVP-4355 | 5.5mm |
| PH1-3B-XX-MVP-4360 | 6.0mm |

5.30mm Length

| ADAM P/N | Initial Height |
|--------------------|----------------|
| PH1-3B-XX-MVP-5365 | 6.5mm |
| PH1-3B-XX-MVP-5370 | 7.0mm |
| PH1-3B-XX-MVP-5375 | 7.5mm |
| PH1-3B-XX-MVP-5380 | 8.0mm |



RECOMMENDED PCB LAYOUT

SPECIFICATIONS:

Material:
 Insulator: PA46, rated UL 94V-0, Color: Black
 Contacts: Copper Alloy
 Spring: Stainless Steel
 Plating:
 Gold flash over Nickel underplate overall

Electrical:
 Voltage rating: 12 Volts
 Current rating: 1A max (3.30mm), 3A max (4.30&5.30mm)
 Contact resistance @ working stroke: 20 mohms max. before test
 60 mohms max. after test

Insulation resistance: 100 Mohms min
 Dielectric withstanding voltage: 100 VRMS @ 60HZ

Mechanical:
 Spring force: 90±20gf @ 1.0mm working stroke (3.30mm)
 70±20gf @ 1.0mm working stroke (4.30 & 5.30mm)

Full stroke: 1.40mm
 Life test: 10,000 Cycles Min
 Temperature Rating:
 Operating temperature: -30°C to +85°C

Environmental:
 Lead free, RoHS compliant.



UNLESS OTHERWISE SPECIFIED
 ALL DIMENSIONS ARE MILLIMETERS
 TOLERANCES: EXCEPT AS NOTED

| MM | ANGLE |
|------------|------------|
| X. ± 0.20 | X' ± 2° |
| .X ± 0.15 | .X' ± 0.5° |
| .XX ± 0.10 | |

| APPROVALS | | DATE |
|-----------|----|---------|
| DRAWN | OW | 5/10/19 |
| CHECKED | AC | 5/10/19 |
| APPROVED | | |

ADAM TECH INTERCONNECTS
 909 Rahway Avenue,
 Union, NJ 07083
 Phone: 908-687-5000
 Fax: 908-687-5710

TITLE: CUSTOM LENGTH TUBE SINGLE ROW STRIPS
 1.50MM INSULATOR HEIGHT, DIP LOADED

| SIZE | PART NO. | REV. |
|------|--------------------|--------------|
| X | PH1-3B-XX-MVP-XXXX | C |
| REF: | S00185C | SCALE: NTS |
| | | SHEET 1 OF 1 |