

Common Mode Filters(SMD) For High-speed Differential Signal Line

Conformity to RoHS Directive

TCM Series TCM1210, 2010 Types

FEATURES

- The sizes of TCM series are the smallest in industry.
TCM1210: L1.25×W1.0mm
TCM2010: L2.0×W1.0mm(2 circuits in one chip)
- By providing wide bandwidth (cutoff frequency: 3GHz) for differential mode, this product has almost no effect for high-speed differential signals and can suppress the radiated emission.
- This product contains no lead and supports lead-free soldering.

APPLICATIONS

- High speed interface(LVDS, IEEE1394 and USB2.0) in electronics devices.
- PDP/LCD/DLP/PJ TV, DVD player, notebook PCs, DVC, DSC, amusement machines, portable audio, digital cellular phones, etc.

TEMPERATURE RANGES

Operating	-25 to +85°C
-----------	--------------

PACKAGING STYLE AND QUANTITIES

Type	Quantity
TCM1210	4000 pieces/reel
TCM2010	4000 pieces/reel

PRODUCT IDENTIFICATION

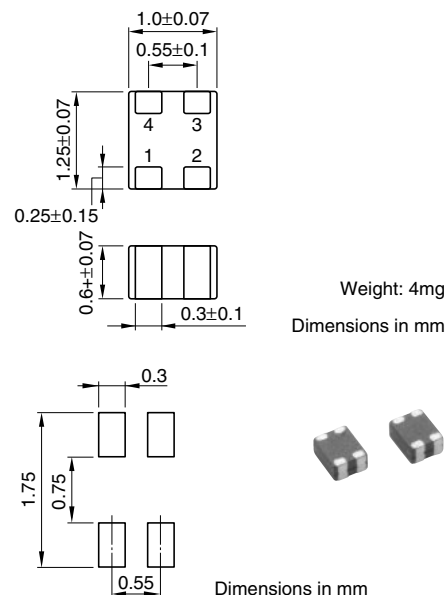
TCM	1210	-	900	-	2P	-	T	***
(1)	(2)		(3)		(4)		(5)	(6)

TCM	2010	-	101	-	4P	-	T	***
(1)	(2)		(3)		(4)		(5)	(6)

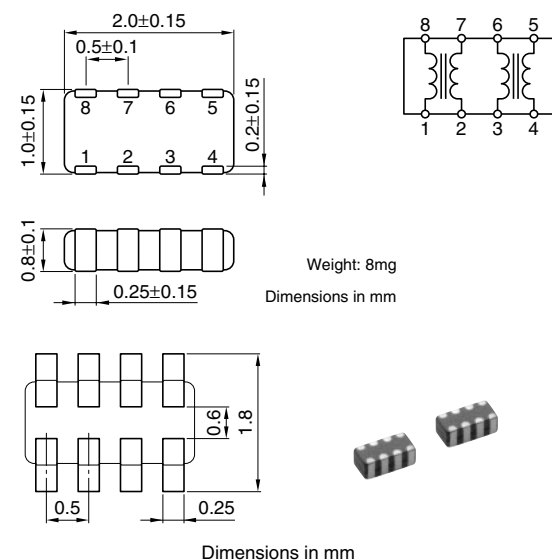
- Series name
- Dimensions
- Impedance[at 100MHz]
900: 90Ω
- Number of line
2P: 2-line
4P: 4-line
- Packaging style
T: ø180mm reel taping
- TDK internal code

SHAPES AND DIMENSIONS/CIRCUIT DIAGRAMS/RECOMMENDED PC BOARD PATTERNS

TCM1210 TYPE



TCM2010 TYPE



• Conformity to RoHS Directive: This means that, in conformity with EU Directive 2002/95/EC, lead, cadmium, mercury, hexavalent chromium, and specific bromine-based flame retardants, PBB and PBDE, have not been used, except for exempted applications.

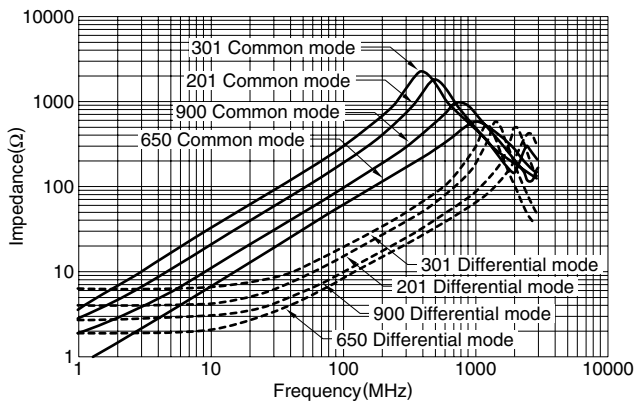
• All specifications are subject to change without notice.

ELECTRICAL CHARACTERISTICS

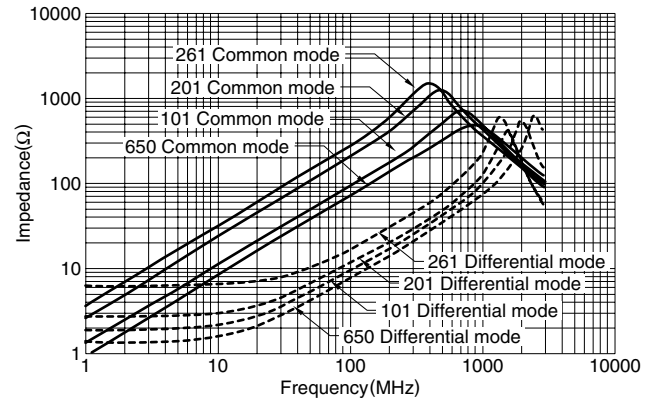
Part No.	Common mode impedance (Ω) [100MHz]		DC resistance (Ω)max.	Rated current Edc(mA)max.	Rated voltage Edc(V)max.	Insulation resistance (M Ω)min.
	min.	typ.				
TCM1210-650-2P	50	65	1.5	100	10	10
TCM1210-900-2P	65	90	1.75	100	10	10
TCM1210-201-2P	150	200	2.7	100	10	10
TCM1210-301-2P	225	300	3.5	50	10	10
TCM2010-650-4P	50	65	1.5	100	10	10
TCM2010-101-4P	80	100	1.5	100	10	10
TCM2010-201-4P	160	200	2.0	100	10	10
TCM2010-261-4P	200	260	5.0	40	10	10

TYPICAL ELECTRICAL CHARACTERISTICS

TCM1210 TYPE

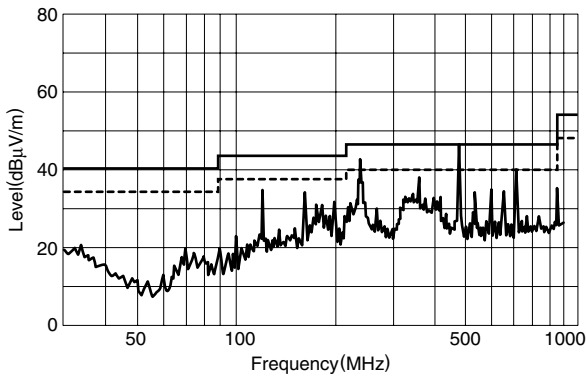


TCM2010 TYPE



TYPICAL EMC SUPPRESSION EFFECT

(1) Without EMC



(2) With TCM1210-900-2P

