


Data sheet | Item number: 859-307

Relay module; Nominal input voltage: 110 VDC; 1 changeover contact; Red status indicator; Module width: 6 mm; 2,50 mm²; gray





www.wago.com/859-307



Subject to changes. Please also observe the further product documentation!

WAGO GmbH & Co. KG
Hansastr. 27
32423 Minden
Phone: +49571 887-0 | Fax: +49571 887-169
Email: info.de@wago.com | Web: www.wago.com

Do you have any questions about our products?
We are always happy to take your call at +49 (571) 887-44222.



DC load limit curve

Data

Notes

Note

To protect the relay coils and contacts, inductive loads must be dampened with an effective protection circuit.

Technical data

Subject to changes. Please also observe the further product documentation!

WAGO GmbH & Co. KG
Hansastr. 27
32423 Minden
Phone: +49571 887-0 | Fax: +49571 887-169
Email: info.de@wago.com | Web: www.wago.com

Do you have any questions about our products?
We are always happy to take your call at +49 (571) 887-44222.



Control Circuit

Nominal input voltage U_N	DC 110 V
Input voltage range	-15 ... +20 %
Nominal input current at U_N	4 mA

Load circuit

Number of changeover/switchover contacts	1
Contact material (relay)	AgSnO ₂
Limiting continuous current	5 A
Inrush current (resistive) max.	(AC) 20 A / 0.02 s
Switching voltage (max.)	AC 250 V
Switching power (resistive) max.	AC 1250 VA; DC (see load limit curve)
Switching capacity	AC-15: 3 A / AC 250 V; DC-13: 2 A / DC 24 V
Recommended minimum load	10 V / 10 mA; 24 V / 1 mA
Pull-in time (typ.)	15 ms
Drop-out time (typ.)	25 ms
Bounce time (typ.)	3.5 ms
Electrical life (NO; resistive load; 23 °C)	50 x 10 ³ switching operations
Mechanical life	5 x 10 ⁶ switching operations
Switching frequency with/without load (max.)	6 min ⁻¹ / 180 min ⁻¹

Signaling

Status indicator	Red LED
------------------	---------

Safety and protection

Rated voltage	300 V
Rated surge voltage	4 kV
Overvoltage category	III
Pollution degree	2
Dielectric strength (control/load circuit) (AC, 1 min)	4 kVrms
Dielectric strength (open contact) (AC, 1 min)	1 kVrms
Insulation type (control/load circuit)	Reinforced insulation (safe isolation)
Insulation type (adjacent devices)	Reinforced insulation (safe isolation)
Protection type	IP20; in connected state or when using 859-525 end plate

Subject to changes. Please also observe the further product documentation!



Connection data

Connection technology	CAGE CLAMP®
Solid conductor	0.08 ... 2.5 mm ² / 28 ... 14 AWG
Fine-stranded conductor	0.08 ... 2.5 mm ² / 28 ... 14 AWG
Fine-stranded conductor; with insulated ferrule	0.08 ... 1.5 mm ² / 28 ... 16 AWG
Strip length	5 ... 6 mm / 0.2 ... 0.24 inches

Physical data

Width	6 mm / 0.236 inches
Height	91 mm / 3.583 inches
Depth from upper-edge of DIN-rail	56 mm / 2.205 inches

Mechanical data

Mounting type	DIN-35 rail
Mounting position	Horizontal (standing/lying); vertical

Material Data

Color	gray
Fire load	0.338 MJ
Weight	22.1 g

Environmental requirements

Ambient temperature (operation at U _N)	-40 ... +50 °C
Ambient temperature (storage)	-40 ... +70 °C
Processing temperature	-25 ... +50 °C
Temperature range of connection cable	≥ (T _{ambient} + 20 K)
Relative humidity	5 ... 95 % (no condensation permissible)
Operating altitude (max.)	2000 m

Standards and specifications

Standards/specifications	EN 61010-2-201 EN 61810-1 EN 61373 UL 508 DNV
--------------------------	---

Subject to changes. Please also observe the further product documentation!



Commercial data

Product Group	6 (INTERFACE ELECTRONIC)
eCl@ss 10.0	27-37-16-01
eCl@ss 9.0	27-37-16-01
ETIM 8.0	EC001437
ETIM 7.0	EC001437
Recupel Type	
PU (SPU)	10 pcs
Packaging type	box
Country of origin	DE
GTIN	4055143603089
Customs tariff number	85364900990

Environmental Product Compliance

CAS-No.	7439-92-1 79-94-7
REACH Candidate List Substance	2,2',6,6'-tetrabromo-4,4'-isopropylidenediphenol Lead
RoHS Compliance Status	Compliant,With Exemption
RoHS Exemption	7(a)
SCIP notification number (Austria)	c112ec78-ce60-44bc-97ee-26db1a0b39af
SCIP notification number (Belgium)	54e2392e-78f1-4b3f-a986-2bf7a7d1c892
SCIP notification number (Bulgaria)	ddf95e9f-11b7-4744-a794-4cc82e83894d
SCIP notification number (Czech Republic)	26a1d9e7-5cf3-4da3-bb67-d0cc9be40e5c
SCIP notification number (Denmark)	bd5c01b0-a7f5-4318-8d7a-790576ea770f
SCIP notification number (Finland)	d73f7d3e-bab5-4cc2-932e-335713f92249
SCIP notification number (France)	60c5282e-b08b-4af2-863c-d7bebc252977
SCIP notification number (Germany)	f1e58adf-6796-4167-8363-7d35942652ac
SCIP notification number (Hungary)	730a2031-cde9-4062-9685-142940f365ac
SCIP notification number (Italy)	a5fd46ee-f150-47d3-8268-33d303dbc898
SCIP notification number (Netherlands)	c25f2a6b-1504-4d06-ba9a-49024bb7baf6
SCIP notification number (Poland)	327ef49e-94df-4389-84ad-191c1324a500
SCIP notification number (Romania)	e6ba8be8-0547-4f78-8f27-6c46b8079b98
SCIP notification number (Sweden)	1ce4006a-6c32-4cd9-b6a2-ba5fb60876f8

Approvals / Certificates

General approvals

Subject to changes. Please also observe the further product documentation!

WAGO GmbH & Co. KG
 Hansastr. 27
 32423 Minden
 Phone: +49571 887-0 | Fax: +49571 887-169
 Email: info.de@wago.com | Web: www.wago.com

Do you have any questions about our products?
 We are always happy to take your call at +49 (571) 887-44222.



Logo	Approval	Additional Approval Text	Certificate name
	UL Underwriters Laboratories Inc. (ORDINARY LOCATIONS)	UL 508	E175199 Sec.4

Declarations of conformity and manufacturer's declarations

Logo	Approval	Additional Approval Text	Certificate name
	EU-Declaration of Conformity WAGO GmbH & Co. KG	-	-
	UK-Declaration of Conformity WAGO GmbH & Co. KG	-	-

Approvals for marine applications

Logo	Approval	Additional Approval Text	Certificate name
	DNV DNV Germany GmbH	DNV-CG-0339, Aug. 2021	TAA00001D1
	PRS Polski Rejestr Statków	-	TE/2186 /880590/18

Approvals for hazardous areas

Logo	Approval	Additional Approval Text	Certificate name
	CCC CNEX	CNCA-C23-01	2021312304000982 (Ex ec nC IIC T4 Gc)
	UKEx WAGO GmbH & Co. KG	EN 60079-0	UKCA_WAGO22UKEX007X_ec nC

Optional accessories

Tool

Operating tool		
Item no.: 210-720	Operating tool; Blade: 3.5 x 0.5 mm; with a partially insulated shaft; multicoloured	www.wago.com/210-720

End plate

Intermediate plate		
Item no.: 859-525	End and intermediate plate; 1 mm thick; gray	www.wago.com/859-525

Ferrule

Ferrule		
Item no.: 216-223		www.wago.com/216-223

Subject to changes. Please also observe the further product documentation!



Ferrule; Sleeve for 1 mm² / AWG 18; insulated; electro-tin plated; red

Item no.: 216-222

Ferrule; Sleeve for 0.75 mm² / 18 AWG; insulated; electro-tin plated; gray

www.wago.com/216-222

Item no.: 216-221

Ferrule; Sleeve for 0.5 mm² / 20 AWG; insulated; electro-tin plated; white

www.wago.com/216-221

Item no.: 216-224

Ferrule; Sleeve for 1.5 mm² / AWG 16; insulated; electro-tin plated; black

www.wago.com/216-224

Item no.: 216-321

Ferrule; Sleeve for 0.25 mm² / AWG 24; insulated; electro-tin plated; yellow

www.wago.com/216-321

Item no.: 216-322

Ferrule; Sleeve for 0.34 mm² / 22 AWG; insulated; electro-tin plated; light turquoise

www.wago.com/216-322

Jumpers

Jumper

Item no.: 859-404/000-005

Jumper; for jumper slot; 4-way; insulated; red

www.wago.com/859-404/000-005

Item no.: 859-404/000-006

Jumper; for jumper slot; 4-way; insulated; blue

www.wago.com/859-404/000-006

Item no.: 859-405/000-005

Jumper; for jumper slot; 5-way; insulated; red

www.wago.com/859-405/000-005

Item no.: 859-405/000-029

Jumper; for jumper slot; 5-way; insulated; yellow

www.wago.com/859-405/000-029

Item no.: 859-405

Jumper; for jumper slot; 5-way; insulated; light gray

www.wago.com/859-405

Item no.: 859-404/000-029

Jumper; for jumper slot; 4-way; insulated; yellow

www.wago.com/859-404/000-029

Item no.: 859-405/000-006

Jumper; for jumper slot; 5-way; insulated; blue

www.wago.com/859-405/000-006

Item no.: 859-406/000-005

Jumper; for jumper slot; 6-way; insulated; red

www.wago.com/859-406/000-005

Item no.: 859-409/000-029

Jumper; for jumper slot; 9-way; insulated; yellow

www.wago.com/859-409/000-029

Subject to changes. Please also observe the further product documentation!

WAGO GmbH & Co. KG

Hansastr. 27

32423 Minden

Phone: +49571 887-0 | Fax: +49571 887-169

Email: info.de@wago.com | Web: www.wago.com

Do you have any questions about our products?

We are always happy to take your call at +49 (571) 887-44222.



Item no.: 859-410/000-005 Jumper; for jumper slot; 10-way; insulated; red	www.wago.com/859-410/000-005
Item no.: 859-410/000-029 Jumper; for jumper slot; 10-way; insulated; yellow	www.wago.com/859-410/000-029
Item no.: 859-410 Jumper; for jumper slot; 10-way; insulated; light gray	www.wago.com/859-410
Item no.: 859-410/000-006 Jumper; for jumper slot; 10-way; insulated; blue	www.wago.com/859-410/000-006
Item no.: 859-403/000-005 Jumper; for jumper slot; 3-way; insulated; red	www.wago.com/859-403/000-005
Item no.: 859-402/000-029 Jumper; for jumper slot; 2-way; insulated; yellow	www.wago.com/859-402/000-029
Item no.: 859-403/000-029 Jumper; for jumper slot; 3-way; insulated; yellow	www.wago.com/859-403/000-029
Item no.: 859-403/000-006 Jumper; for jumper slot; 3-way; insulated; blue	www.wago.com/859-403/000-006
Item no.: 859-408/000-005 Jumper; for jumper slot; 8-way; insulated; red	www.wago.com/859-408/000-005
Item no.: 859-408/000-029 Jumper; for jumper slot; 8-way; insulated; yellow	www.wago.com/859-408/000-029
Item no.: 859-409 Jumper; for jumper slot; 9-way; insulated; light gray	www.wago.com/859-409
Item no.: 859-408/000-006 Jumper; for jumper slot; 8-way; insulated; blue	www.wago.com/859-408/000-006
Item no.: 859-403 Jumper; for jumper slot; 3-way; insulated; light gray	www.wago.com/859-403
Item no.: 859-409/000-005 Jumper; for jumper slot; 9-way; insulated; red	www.wago.com/859-409/000-005
Item no.: 859-404	

Subject to changes. Please also observe the further product documentation!



Jumper; for jumper slot; 4-way; insulated; light gray	www.wago.com/859-404
Item no.: 859-409/000-006 Jumper; for jumper slot; 9-way; insulated; blue	www.wago.com/859-409/000-006
Item no.: 859-402/000-006 Jumper; for jumper slot; 2-way; insulated; blue	www.wago.com/859-402/000-006
Item no.: 859-402 Jumper; for jumper slot; 2-way; insulated; light gray	www.wago.com/859-402
Item no.: 859-402/000-005 Jumper; for jumper slot; 2-way; insulated; red	www.wago.com/859-402/000-005
Item no.: 859-406/000-006 Jumper; for jumper slot; 6-way; insulated; blue	www.wago.com/859-406/000-006
Item no.: 859-406/000-029 Jumper; for jumper slot; 6-way; insulated; signal yellow	www.wago.com/859-406/000-029
Item no.: 859-407/000-006 Jumper; for jumper slot; 7-way; insulated; blue	www.wago.com/859-407/000-006
Item no.: 859-407/000-005 Jumper; for jumper slot; 7-way; insulated; red	www.wago.com/859-407/000-005
Item no.: 859-407/000-029 Jumper; for jumper slot; 7-way; insulated; yellow	www.wago.com/859-407/000-029
Item no.: 859-407 Jumper; for jumper slot; 7-way; insulated; light gray	www.wago.com/859-407

Testing and measuring

Testing accessories

Item no.: 859-500 WAGO Test pin; 1 mm Ø; 30 V AC / 60 V DC; CAT0; 1 A; 10 mm uninsulated; Test lead for soldering up to 0,5mm ²	www.wago.com/859-500
--	--

Marking accessories

Marking device

Item no.: 210-110 Fiber-tip pen	www.wago.com/210-110
---	--

Marker

Subject to changes. Please also observe the further product documentation!



Item no.: 2009-145 Mini-WSB Inline; for Smart Printer; 1700 pieces on roll; stretchable 5 - 5.2 mm; plain; snap-on type; white	www.wago.com/2009-145
Item no.: 248-501 Mini-WSB marking card; as card; not stretchable; plain; snap-on type; white	www.wago.com/248-501
Item no.: 248-504 Mini-WSB marking card; as card; MARKED; 21 ... 30 (10x); not stretchable; Horizontal marking; snap-on type; white	www.wago.com/248-504
Item no.: 248-503 Mini-WSB marking card; as card; MARKED; 11 ... 20 (10x); not stretchable; Horizontal marking; snap-on type; white	www.wago.com/248-503
Item no.: 248-506 Mini-WSB marking card; as card; MARKED; 41 ... 50 (10x); not stretchable; Horizontal marking; snap-on type; white	www.wago.com/248-506
Item no.: 248-502 Mini-WSB marking card; as card; MARKED; 1 ... 10 (10x); not stretchable; Horizontal marking; snap-on type; white	www.wago.com/248-502

Downloads

Documentation

Bid Text

859-307 docx - Datei	2019 年2月20 日	docx 16.0 kB	Download
859-307 X81 - Datei	2019 年2月19 日	xml 4.6 kB	Download

Instruction Leaflet

CCC Ex (Additional information) 859-***	2023 年4月26 日	pdf 135.9 kB	Download
Relay modules, Optocoupler modules	V 2.0.0 2022 年1月19 日	pdf 2.1 MB	Download

Additional Information

Disposal and Recycling Electrical and electronic equipment, Batteries, Packaging	V 1.1.0 2022 年8月18 日	pdf 2.2 MB	Download
---	-------------------------	---------------	----------

CAD/CAE-Data

CAE data

Subject to changes. Please also observe the further product documentation!

WAGO GmbH & Co. KG
Hansastr. 27
32423 Minden
Phone: +49571 887-0 | Fax: +49571 887-169
Email: info.de@wago.com | Web: www.wago.com

Do you have any questions about our products?
We are always happy to take your call at +49 (571) 887-44222.



EPLAN Data Portal 859-307	URL	Download
---------------------------	---------------------	--------------------------

WSCAD Universe 859-307	URL	Download
------------------------	---------------------	--------------------------

ZUKEN Portal 859-307	URL	Download
----------------------	---------------------	--------------------------

CAD data

2D/3D Models 859-307	URL	Download
----------------------	---------------------	--------------------------

Environmental Product Compliance

Compliance Search

Environmental Product Compliance 859-307	URL	Download
--	---------------------	--------------------------

Relay module; Nominal input voltage: 110 VDC; 1 changeover contact; Red status indicator; Module width: 6 mm; 2,50 mm²; gray

Installation Notes

Conductor termination



Conductor termination

Commoning

Subject to changes. Please also observe the further product documentation!



Easy commoning using adjacent jumpers

Marking



Marking via Mini-WSB Quick Marking System

Subject to changes. Please also observe the further product documentation!