

Limit Switches - Limit Type Metal Body IP66



- High mechanical resistance
- Degree of protection IP66
- Zinc alloy (Zamack) body
- Positive Opening Operation (↻)
- Minimum Actuation Force/Torque
- Minimum Force to achieve Positive Opening Operation
- Precise operating points (consistency)
- Immune to electromagnetic disturbances
- Zb type contact blocks
- Current Ith = 10A
- Rated insulation voltage Ui = 500V
- UL, CSA, CE
- Conform with IEC 947-5-1 (EN 60947-5-1)


Product Description

They are developed in order to be used for following operations:

- Presence/Absence
- Positioning and travel limit
- Objects passing/counting

Ordering Key

PS31 L-PS11 RT-M00



Description of the key codes

Body

PS31L | PS 40mm (fix 30mm) 1 cable inlet for General Purpose

Cable Gland

M | M20
P | PG13.5
N | 1/2 NPT

Contact block

O11 | 1NO+1NC overlap slow(+)
S02 | 2NC snap(+)
S11 | 1NO+1NC snap(+)
T02 | 2NC slow(+)
T03 | 3NC slow(+)
T11 | 1NO+1NC slow(+)
T12 | 1NO+2NC slow(+)
T20 | 2NO slow
T21 | 2NO+1NC slow(+)
T30 | 3NO slow

Material of body and head

M | Metal Body and Metal head

Options

00 | no option

Head type

L3 | adj square (3x3) steel rod LEVER
LA | adj Ø3 rod LEVER stainless steel rod
LB | nylon actuator with stainless steel spring
LF | adj fiberglass rod LEVER Ø3
LG | adj fiberglass rod LEVER Ø6
LN | adj nylon rod LEVER
LP | multidir nylon actuator with stainless steel spring
LS | stainless steel spring multidir actuator
LW | Stainless steel spring multidir actuator (cat Whisker)
LZ | Stainless steel spring actuator
N6 | pull wire for simple stop
P0 | metal plain PLUNGER
PB | steel ball PLUNGER
PR | metal roller PLUNGER
R1 | adj LEVER with nylon roller
R2 | adj LEVER with stainless steel roller
R3 | adj LEVER with steel ball bearing
RB | one way LEVER steel ball bearing
RH | plastic roller LEVER on metal PLUNGER (left)
RK | one way LEVER stainless steel roller
RO | roller LEVER steel ball bearing
RS | metal roller LEVER
RT | nylon roller LEVER
SH | stainless steel lateral PLUNGER with horizontal roller
SP | stainless steel lateral plain PLUNGER
SV | stainless steel lateral PLUNGER with vertical roller
W0 | Ø50 rubber roller LEVER
W1 | adj LEVER with Ø50 rubber roller

Technical Data

Standards

Certifications – Approvals

Air temperature near the device

- during operation °C
- for storage °C

Climatic withstand

Mounting positions

Shock withstand (according to IEC 68-2-27 and 60068-2-27) g
(1/2sinusoidal shock for 11 ms) no change in contact position

Resistance to vibrations (acc.to IEC 68-2-6 and EN 60068-2-6) g

Protection against electrical shocks (acc.to IEC 536)

Degree of protection (according to IEC 529 and EN 60529)

Consistency (measured over 1 million operations)

IEC 60947-1, IEC 60947-5-1, EN 60947-1, EN 60947-5-1,
UL508 and CSA C22-2 n°14
UL – CSA

-25 ... +70

-30 ... +80

According to IEC 68-2-3 and salty mist according to IEC 68-2-11

All positions are authorized

50g*

25g (10...500Hz) no change in position of contacts greater than 100µs

Class I

IP66

0.1 mm (upon closing point)

* except for PS21/PS42 with head type W0, W1: 25g.

Electrical Data

Rated insulation voltage U_i

-according to IEC 60947-1 and EN 60947-1

-according to UL 508, CSA C22-2 n°14

Rated impulse withstand voltage U_{imp} kV

(according to IEC 60947-1 and EN 60947-1)

Conventional enclosed thermal current I_{the} A

(according to IEC 60947-5-1 and EN 60947-5-1) ($\theta \leq 40^\circ\text{C}$)

Short-circuit protection - gG type fuses A

Rated operational current

I_e / **AC-15** - acc.to IEC 60947-5-1

24Vac (50/60 Hz) A

130Vac (50/60 Hz) A

230Vac (50/60 Hz) A

240Vac (50/60 Hz) A

400Vac (50/60 Hz) A

- acc.to UL 508, CSA C22 n°14

I_e / **DC-13** - acc.to IEC 60947-5-1

24Vdc A

110Vdc A

250Vdc A

- acc.to UL 508, CSA C22 n°14

Electrical durability

(according to IEC 60497-5-1 annex C)

- max. switching frequency Cycles/h

- load factor

Connecting data of contact blocks

Connecting terminals

Connecting capacity 1 or 2 x mm² / AWG

Terminal marking

Positivity

Diagram for snap action contact:

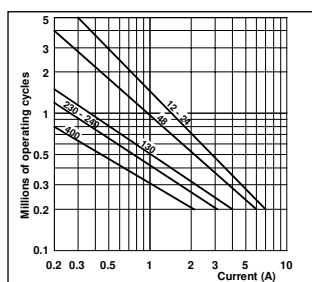
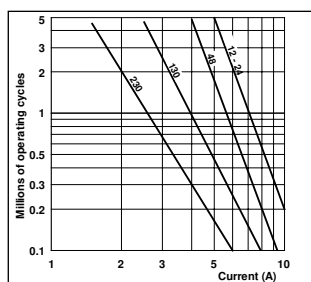


Diagram for slow action contact:



Electrical durability for DC-13 utilization category

Power breaking for a durability of 5 million operating cycles

	Snap action	Slow action
Voltage 24V	9,5W	12W
Voltage 48V	6,8W	9W
Voltage 110V	3,6W	6W

400V (PS21, PS42), 500V (PS31, PS43) (degree of pollution 3)

A 300 Q 300 (PS21, PS42), A 600 Q 600 (PS31, PS43)

6

10

10

10

5.5

3.1

3

1.8

A 300 (PS21, PS42), A 600 (PS31, PS43)

2.8

0.6

0,27

Q 300 (PS21, PS42), Q 600 (PS31, PS43)

Utilization categories AC-15 and DC-13 (see curves and value below)

3600

0,5

M3,5 (+,-) pozidriv 2 screw with cable clamp

0,5mm² / AWG 20 to 2,5mm² / AWG 14

According to EN 50013

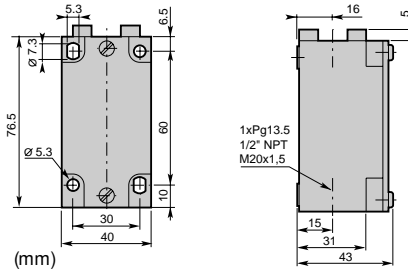
Contacts with positive opening operation as per IEC 60947-5-1 chapter 3

Limit Switches - Limit Type (PS31) Metal Body IP66



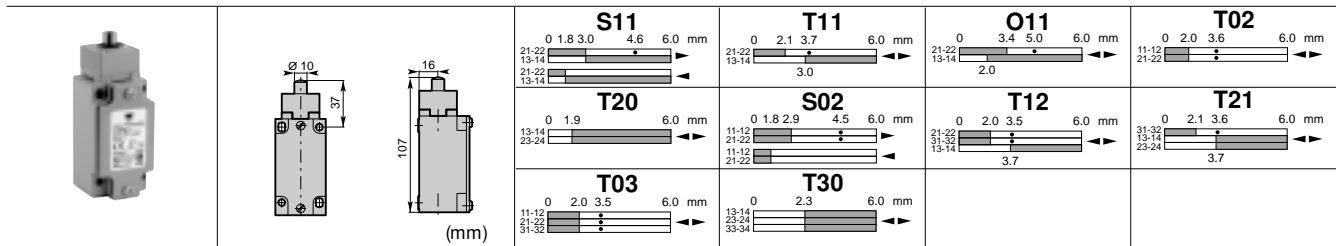
▣ Cable Gland

- P** = one cable inlet PG13.5 cable gland
- M** = one cable inlet M20x1.5 cable gland
- N** = one cable inlet 1/2" NPT cable gland

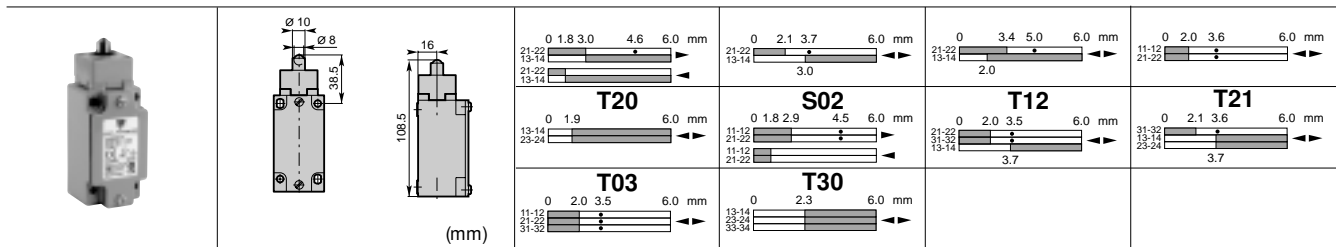


▲ Contact block (Zb type)

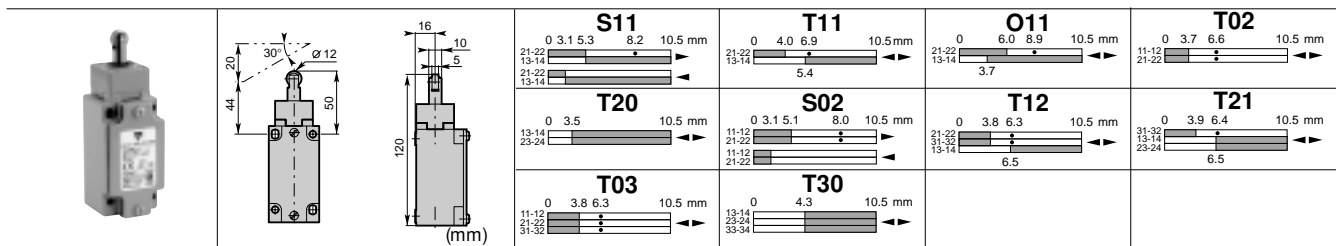
S11 (1NO+1NC) Snap action		T11 (1NO+1NC) Non overlapping Slow action		O11 (1NO+1NC) Overlapping Slow action		T02 (2NC) Slow Action		T20 (2NO) Slow action	
S02 (2NC) Snap action		T12 (1NO+2NC) Non overlapping Slow action		T21 (2NO+1NC) Non overlapping Slow action		T03 (3NC) Simultaneous Slow action		T30 (3NO) Simultaneous Slow action	



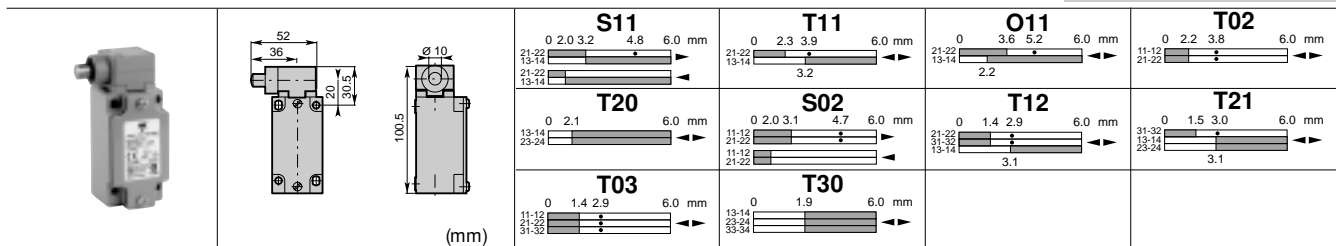
Conformity / (NC) EN 50041 / (NC) **Stainless steel plain plunger**
Max. Actuation speed 0.5ms **Code** PS31L-▣▲P0-M00
Min. force or torque 30N / 45Nm
Weight 240g



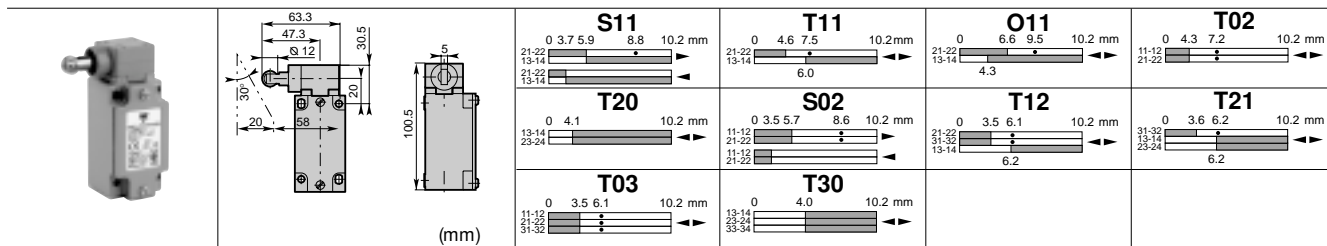
Conformity / (NC) EN 50041 / (NC) **Stainless steel ball plunger**
Max. Actuation speed 0.5ms **Code** PS31L-▣▲PB-M00
Min. force or torque 30N / 45Nm
Weight 240g



Conformity / (NC) EN 50041 / (NC) **Stainless steel Ø22 roller plunger**
Max. Actuation speed 0.5ms **Code** PS31L-▣▲PR-M00
Min. force or torque 22N / 40Nm
Weight 245g

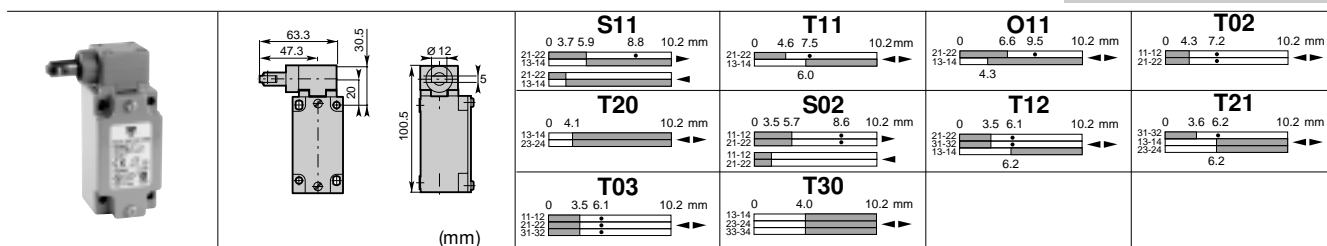


Conformity / (NC) EN 50041 / (NC) **Stainless steel lateral plain plunger**
Max. Actuation speed 0.5ms **Code** PS31L-▣▲SP-M00
Min. force or torque 30N / 50Nm
Weight 260g



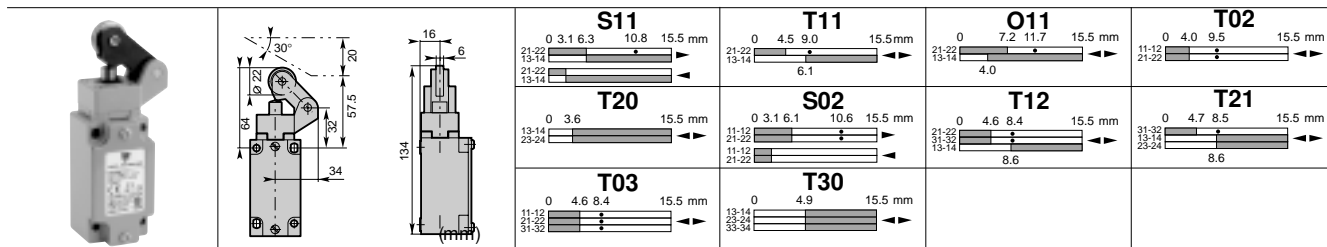
Conformity / (NC) EN 50041 /
 Max. Actuation speed 0.5ms
 Min. force or torque 30N / 50Nm
 Weight 265g

Stainless steel lateral plunger with Ø12 vertical roller
 Code PS31L-SV-M00



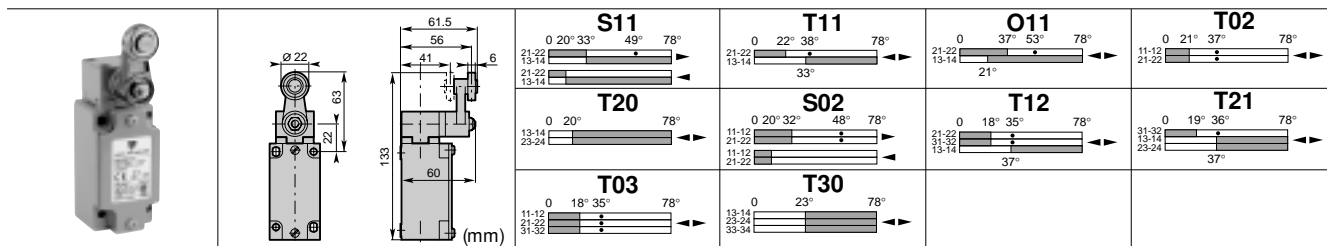
Conformity / (NC) EN 50041 /
 Max. Actuation speed 0.5ms
 Min. force or torque 30N / 50Nm
 Weight 265g

Stainless steel lateral plunger with Ø12 horizontal roller
 Code PS31L-SH-M00



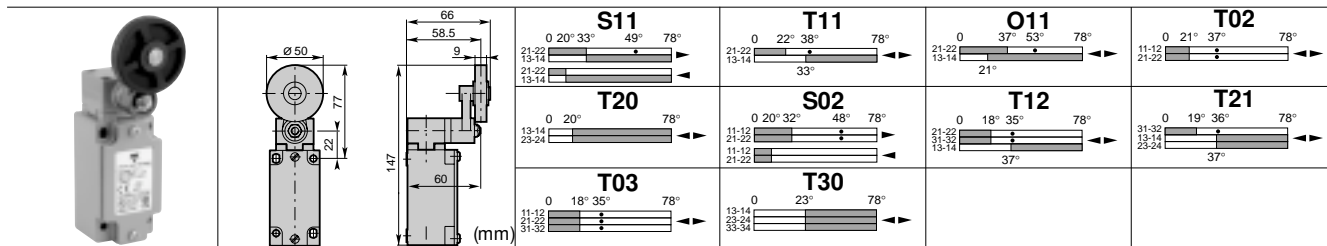
Conformity / /
 Max. Actuation speed 1.5ms
 Min. force or torque 12N / 40Nm
 Weight 280g

One way lever
 Code Ø22 nylon roller
 Ø22 stainless steel roller
 Ø22 steel ball bearing
 PS31L-RH-M00
 PS31L-RK-M00
 PS31L-RB-M00



Conformity / (NC) EN 50041 /
 Max. Actuation speed 1.5ms
 Min. force or torque 0.15N / 0.30Nm
 Weight 300g

Ø22 Roller lever
 Code nylon roller
 stainless steel roller
 steel ball bearing
 PS31L-RT-M00
 PS31L-RS-M00
 PS31L-RO-M00



Conformity / (NC) EN 50041 /
 Max. Actuation speed 1.5ms
 Min. force or torque 0.15N / 0.30Nm
 Weight 315g

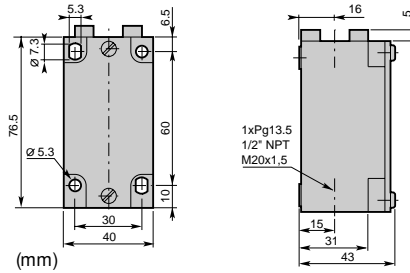
Ø50 Rubber roller lever
 Code PS31L-W0-M00

Limit Switches - Limit Type (PS31) Metal Body IP66



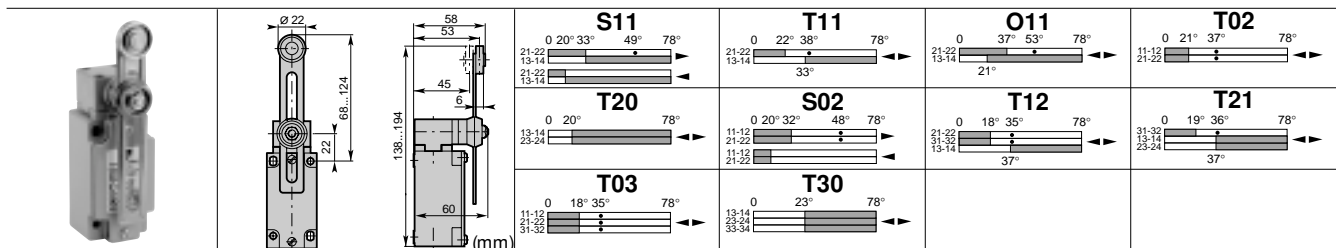
■ Cable Gland

- P** = one cable inlet PG13.5 cable gland
- M** = one cable inlet M20x1.5 cable gland
- N** = one cable inlet 1/2" NPT cable gland



▲ Contact block (Zb type)

S11 (1NO+1NC) Snap action	T11 (1NO+1NC) Non overlapping Slow action	O11 (1NO+1NC) Overlapping Slow action	T02 (2NC) Slow Action	T20 (2NO) Slow action
S02 (2NC) Snap action	T12 (1NO+2NC) Non overlapping Slow action	T21 (2NO+1NC) Non overlapping Slow action	T03 (3NC) Simultaneous Slow action	T30 (3NO) Simultaneous Slow action



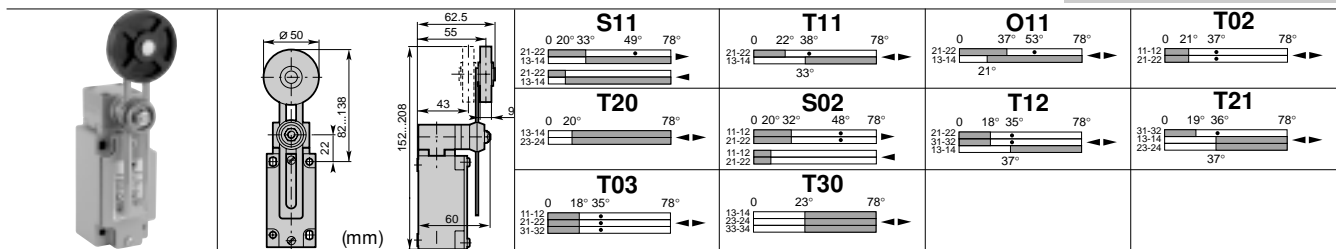
Conformity / (NC)

Max. Actuation speed	1.5ms
Min. force or torque	0.15N / 0.30Nm
Weight	320g

Adjustable Ø22 roller lever

Code	nylon lever stainless steel roller steel ball bearing
------	---

PS31L- [Symbol] R1-M00
PS31L- [Symbol] R2-M00
PS31L- [Symbol] R3-M00



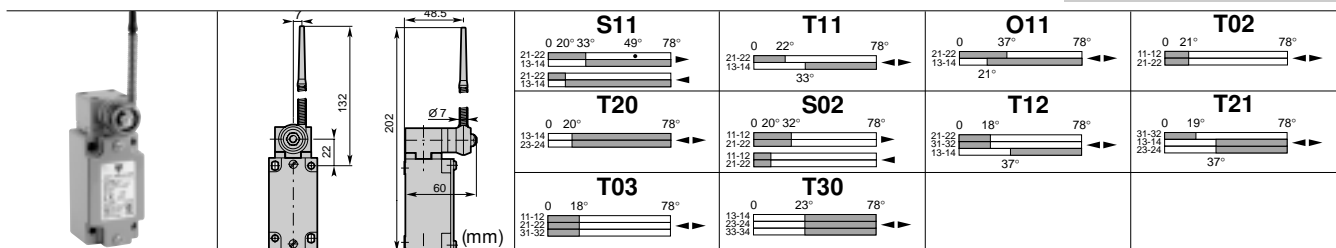
Conformity / (NC)

Max. Actuation speed	1.5ms
Min. force or torque	0.15N / 0.30Nm
Weight	325g

Adjustable Ø50 rubber roller lever

Code

PS31L- [Symbol] W1-M00



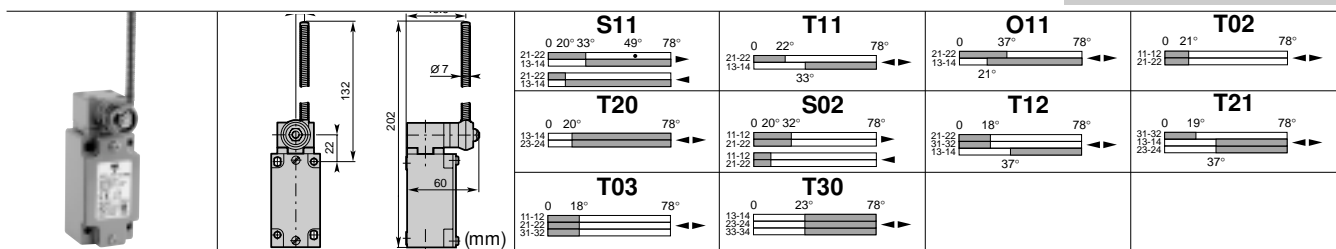
Conformity / (NC)

Max. Actuation speed	1.5ms
Min. force or torque	0.15N / -
Weight	305g

Nylon actuator with stainless steel spring

Code

PS31L- [Symbol] LB-M00



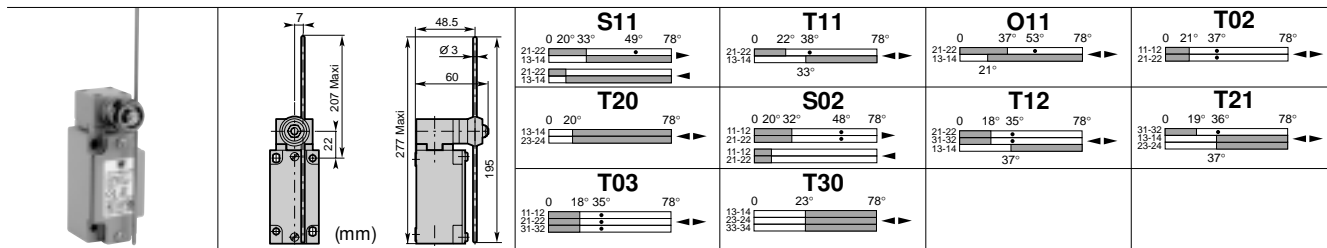
Conformity / (NC)

Max. Actuation speed	1.5ms
Min. force or torque	0.15N / -
Weight	310g

Stainless steel spring actuator

Code

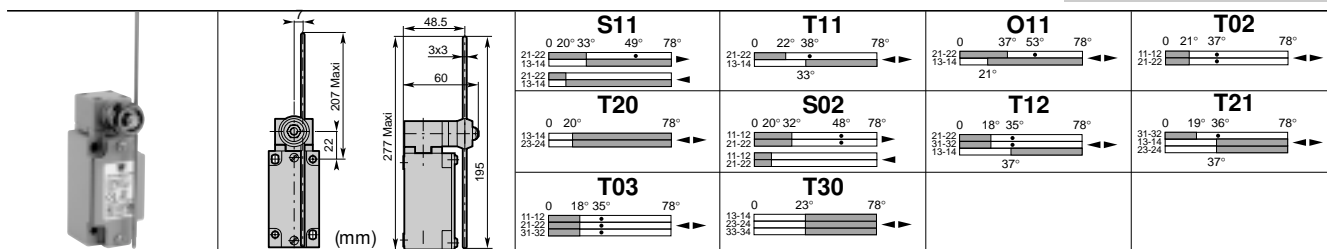
PS31L- [Symbol] LZ-M00



Conformity / (NC) EN50041 /
 Max. Actuation speed 1.5ms
 Min. force or torque 0.15N / 0.30
 Weight 305g

Adjustable rod lever
 Code stainless steel rod Ø3
 fiberglass rod Ø3

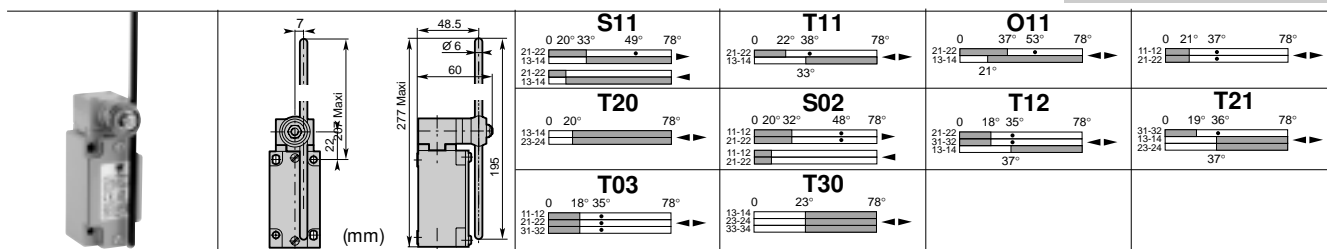
PS31L- LA-M00
 PS31L- LF-M00



Conformity / (NC) EN50041 /
 Max. Actuation speed 1.5ms
 Min. force or torque 0.15N / 0.30
 Weight 305g

Adjustable rod lever
 Code square steel rod 3x3

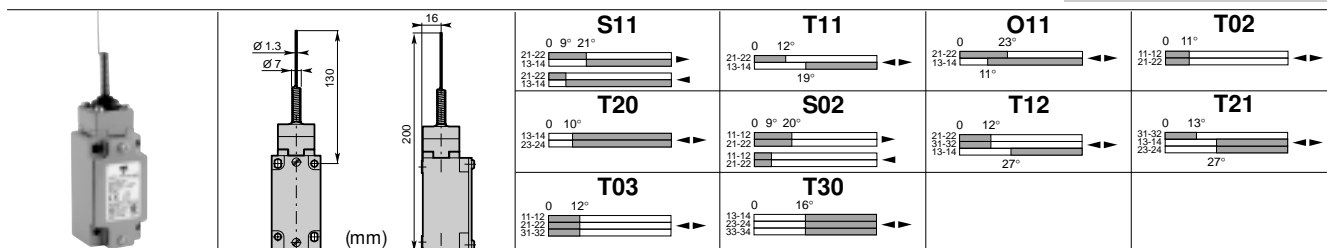
PS31L- L3-M00



Conformity / (NC) EN50041 /
 Max. Actuation speed 1.5ms
 Min. force or torque 0.15N / 0.30Nm
 Weight 300g

Adjustable rod lever
 Code nylon rod
 fiberglass rod

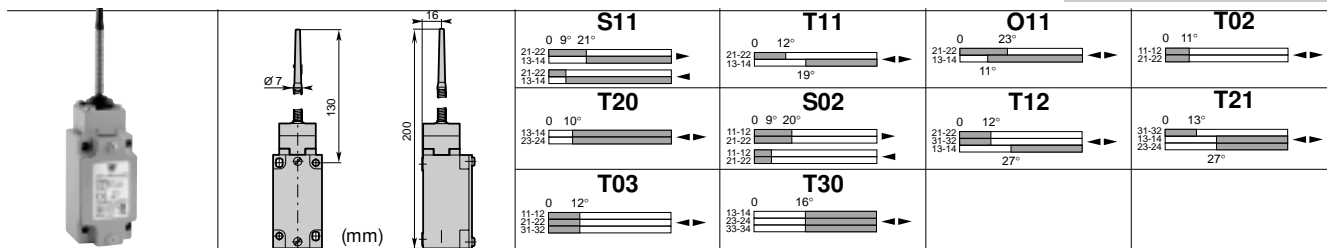
PS31L- LN-M00
 PS31L- LG-M00



Conformity / (NC) EN50041 /
 Max. Actuation speed 1.0ms
 Min. force or torque 0.18N / -
 Weight 230g

Stainless steel spring multidirectional actuator
 Code

PS31L- LW-M00



Conformity / (NC) EN50041 /
 Max. Actuation speed 1.0ms
 Min. force or torque 0.18N / -
 Weight 230g

Multidirectional nylon actuator with stainless steel spring
 Code

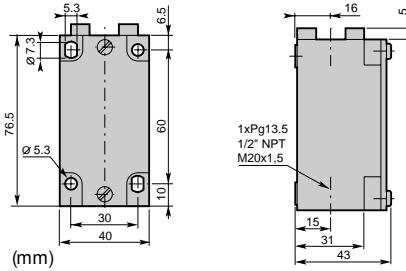
PS31L- LP-M00

Limit Switches - Limit Type (PS31) Metal Body IP66



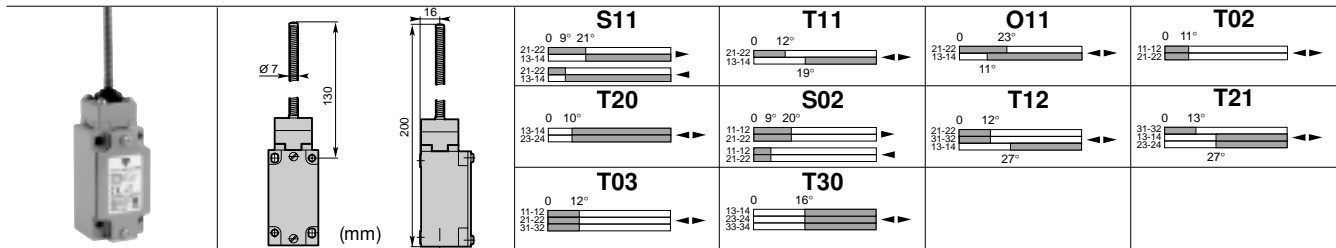
● Cable Gland

- P** = one cable inlet PG13.5 cable gland
- M** = one cable inlet M20x1.5 cable gland
- N** = one cable inlet 1/2" NPT cable gland



▲ Contact block (Zb type)

S11 (1NO+1NC) Snap action		T11 (1NO+1NC) Non overlapping Slow action		O11 (1NO+1NC) Overlapping Slow action		T02 (2NC) Slow Action		T20 (2NO) Slow action	
S02 (2NC) Snap action		T12 (1NO+2NC) Non overlapping Slow action		T21 (2NO+1NC) Non overlapping Slow action		T03 (3NC) Simultaneous Slow action		T30 (3NO) Simultaneous Slow action	

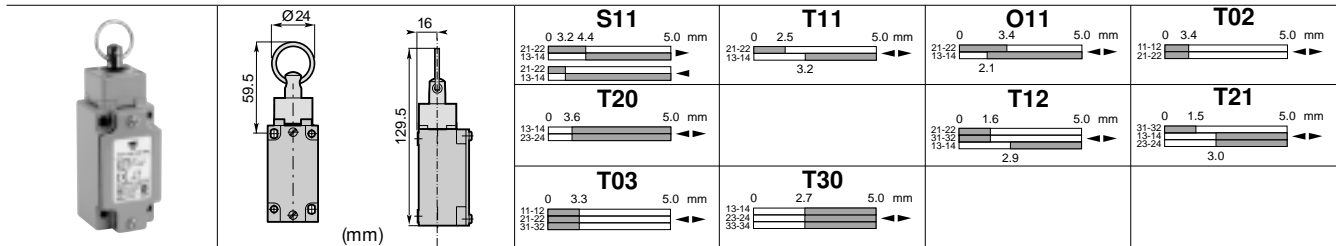


Conformity / (NC)

Max. Actuation speed	1.0ms
Min. force or torque	0.18N / -
Weight	235g

Stainless steel spring multidirectional actuator

Code **PS31L-●▲LS-M00**



Conformity / (NC)

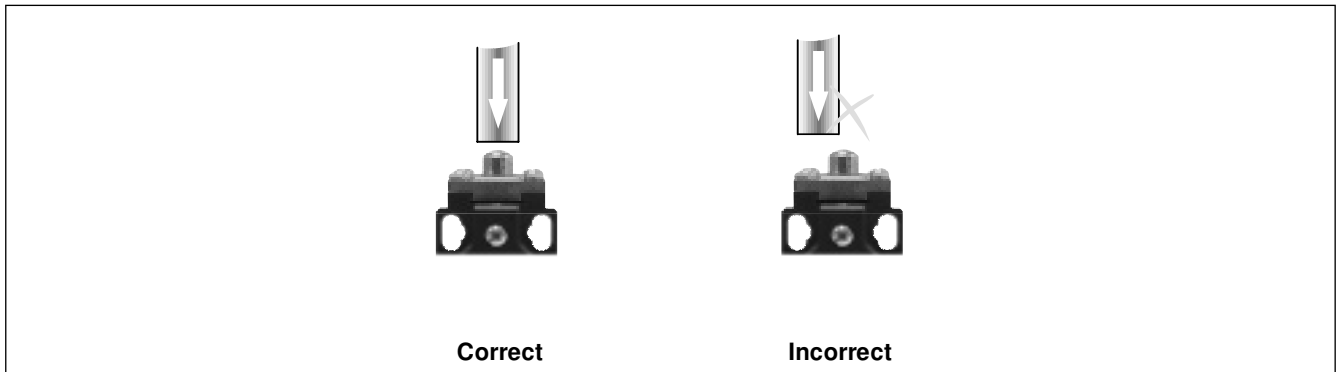
Max. Actuation speed	0.5ms
Min. force or torque	25N / -
Weight	245g

Pull action with ring

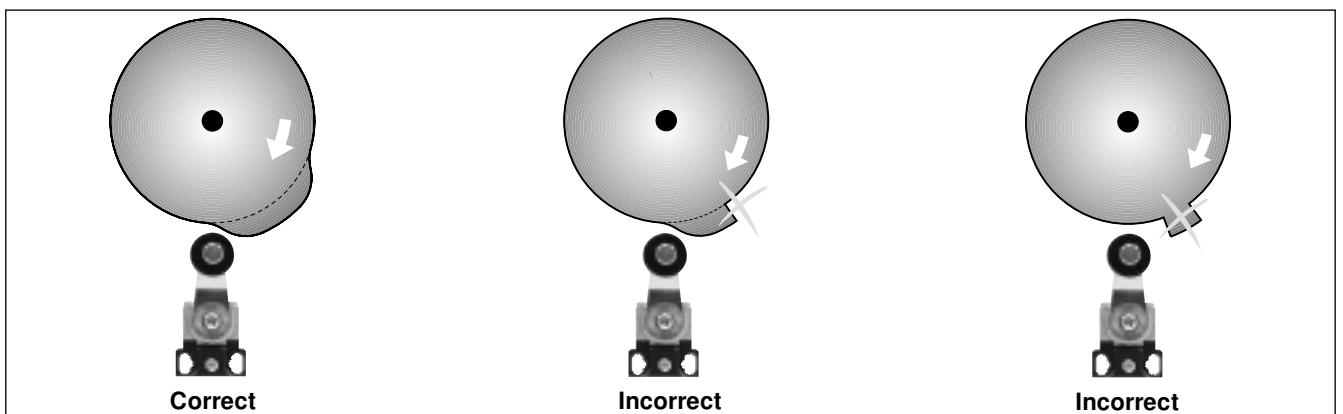
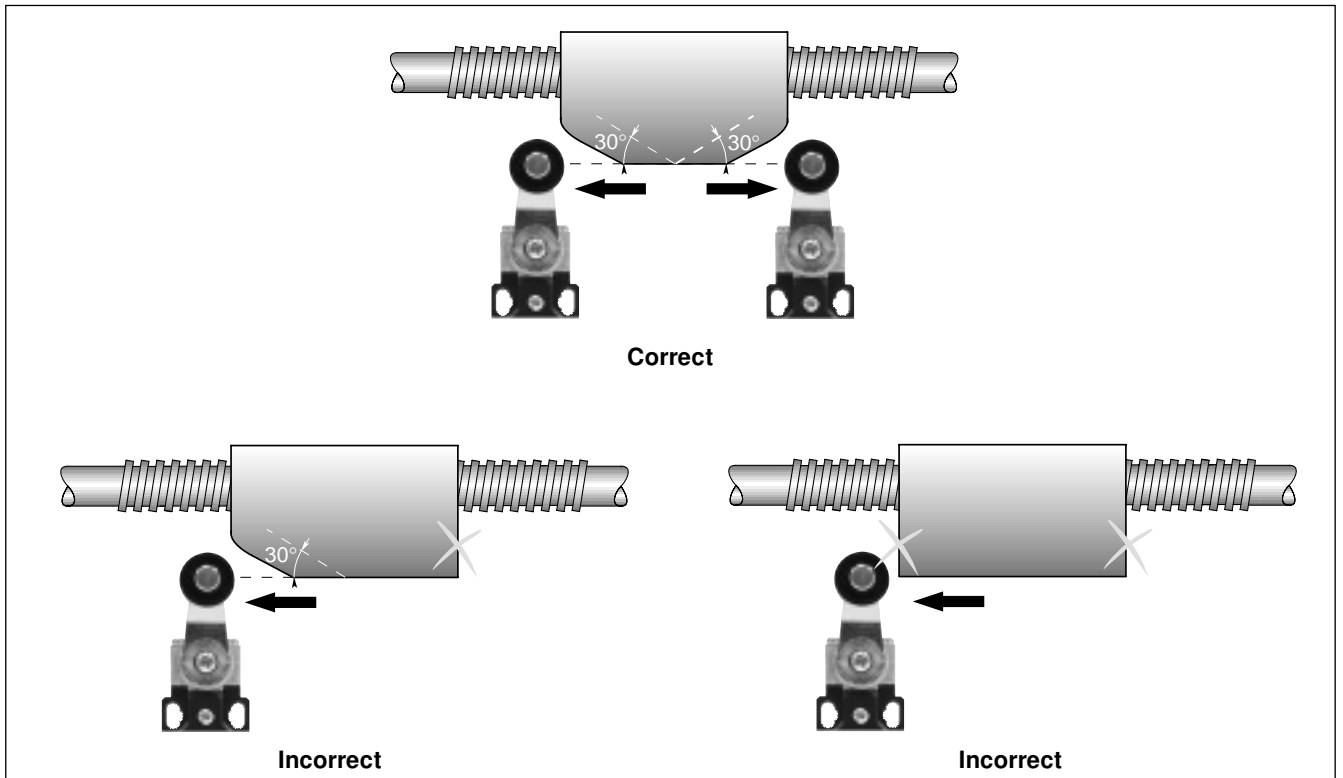
Code **PS31L-●▲N6-M00**

Utilization precautions

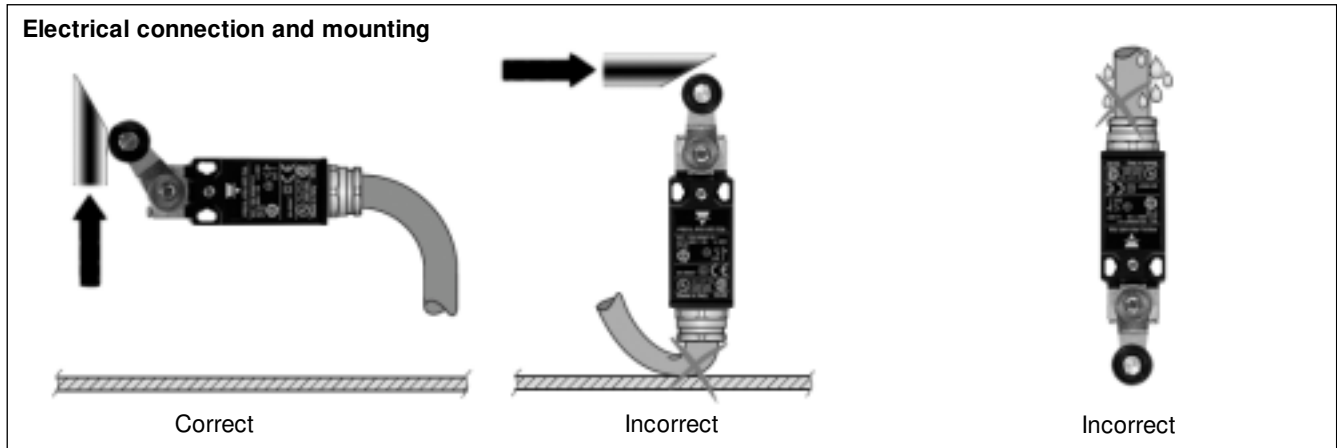
Plain plunger



Roller plunger or Roller lever



Utilization precautions



Adjustement

