

- NOTES :
- MATERIALS -**
 HOUSING : LCP, GLASS-FILLED, UL94V-0 COLOR - BLACK
 TERMINAL : BRASS ALLOY
 TERMINAL POSITIONING STRIP : HIGH TEMPERATURE PET LAMINATE
 COLOR - NATURAL
 - FINISH:**
 B= .000015/(0.00038) MIN. SELECT GOLD IN CONTACT AREA, .000100/(0.00254) MIN. MATTE TIN ON SOLDER TAILS, BOTH OVER .000050/(0.00127) MIN. NICKEL.
 C= .000030/(0.00076) MIN. SELECT GOLD IN CONTACT AREA, .000100/(0.00254) MIN. MATTE TIN ON SOLDER TAILS, BOTH OVER .000050/(0.00127) MIN. NICKEL.
 D= .000100/(0.00254) MIN MATTE TIN OVER .000050/(0.00127) MIN NICKEL
 - PRODUCT SPECIFICATION :** PS-44300-001
 - PACKAGING SPECIFICATION :** PK-44428-001
 - THIS ASSEMBLY MATES WITH MOLEX BMI PANEL MOUNT RECEPTACLE SERIES 44133 WITH FEMALE CRIMP TERMINAL SERIES 43030 OR 46235, OR BMI RECEPTACLE HEADER SERIES 44764 (RIGHT ANGLE) AND 44769 (VERTICAL).**
 - THIS PART CONFORMS TO CLASS 'B' REQUIREMENTS OF COSMETIC SPECIFICATION PS-45499-002.**

PCB LAYOUT: COMPONENT SIDE
 RECOMMENDED PCB THICKNESS .062/1.57
 8 THRU 24 CIRCUITS

CIRCUIT SIZE	A	B	C
04	.512 13.00	.118 3.00	NA
06	.630 16.00	.236 6.00	NA
08	.748 19.00	.354 9.00	.184 4.68
10	.866 22.00	.472 12.00	.302 7.68
12	.984 25.00	.590 15.00	.420 10.68
14	1.102 28.00	.709 18.00	.539 13.68
16	1.220 31.00	.827 21.00	.657 16.68
18	1.338 34.00	.945 24.00	.775 19.68
20	1.457 37.00	1.063 27.00	.893 22.68
22	1.575 40.00	1.181 30.00	1.011 25.68
24	1.693 43.00	1.299 33.00	1.129 28.68

SYMBOLS DIMENSION UNITS: IN/MM SCALE: 4:1 CURRENT REV DESC: CHANGE OVERALL BRIGHT TIN FINISH PARTS TO MATTE TIN FINISH EC NO: 635347 DRWN: JEHRISMAN 2020/01/09 CHK'D: SSOUSEK 2021/08/27 APPR: FSMITH 2021/08/27 INITIAL REVISION: DRWN: GMARANANI 2010/06/11 APPR: FSMITH 2016/02/15 DRAFT WHERE APPLICABLE MUST REMAIN WITHIN DIMENSIONS THIRD ANGLE PROJECTION DRAWING SERIES: C-SIZE 44428				THIS DRAWING CONTAINS INFORMATION THAT IS PROPRIETARY TO MOLEX ELECTRONIC TECHNOLOGIES, LLC AND SHOULD NOT BE USED WITHOUT WRITTEN PERMISSION MICRO FIT (3.0) BMI DUAL ROW LOW HALOGEN RIGHT ANGLE HEADER PRODUCT CUSTOMER DRAWING DOCUMENT NUMBER: SD-44428-007 DOC TYPE: PSD DOC PART: 001 REVISION: B MATERIAL NUMBER: SEE TABLE CUSTOMER: GENERAL MARKET SHEET NUMBER: 1 OF 3	
--	--	--	--	--	--

	12	11	10	9
	MATERIAL NUMBER	NUMBER OF CIRCUITS	FINISH OPTION	RETENTION PEG OPTION
H	44428-0481	04	D	YES
	44428-0482	04	B	YES
	44428-0483	04	C	YES
	44428-0488	04	D	YES
	44428-0484	04	D	NO
	44428-0485	04	B	NO
	44428-0486	04	C	NO
G	44428-0487	04	D	NO
	44428-0681	06	D	YES
	44428-0682	06	B	YES
	44428-0683	06	C	YES
	44428-0688	06	D	YES
	44428-0684	06	D	NO
F	44428-0685	06	B	NO
	44428-0686	06	C	NO
	44428-0687	06	D	NO
	44428-0881	08	D	YES
	44428-0882	08	B	YES
	44428-0883	08	C	YES
E	44428-0888	08	D	YES
	44428-0884	08	D	NO
	44428-0885	08	B	NO
	44428-0886	08	C	NO
	44428-0887	08	D	NO
D	44428-1081	10	D	YES
	44428-1082	10	B	YES
	44428-1083	10	C	YES
	44428-1088	10	D	YES
	44428-1084	10	D	NO
	44428-1085	10	B	NO
	44428-1086	10	C	NO
C	44428-1087	10	D	NO
	44428-1281	12	D	YES
	44428-1282	12	B	YES
	44428-1283	12	C	YES
	44428-1288	12	D	YES
	44428-1284	12	D	NO
B	44428-1285	12	B	NO
	44428-1286	12	C	NO
	44428-1287	12	D	NO
	44428-1481	14	D	YES
	44428-1482	14	B	YES
	44428-1483	14	C	YES
	44428-1488	14	D	YES
A	44428-1484	14	D	NO

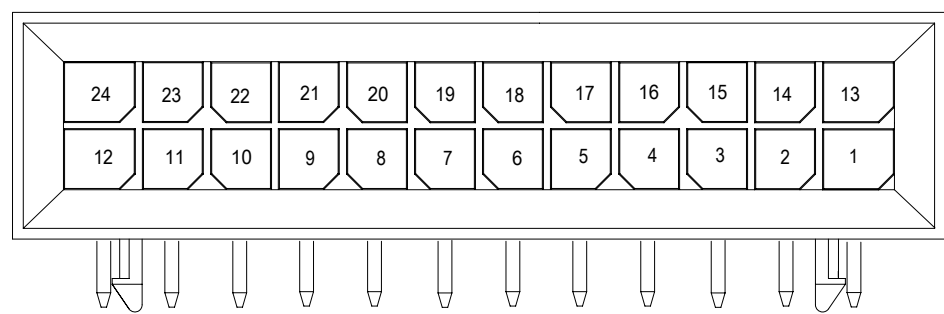
	9	8	7	6
	MATERIAL NUMBER	NUMBER OF CIRCUITS	FINISH OPTION	RETENTION PEG OPTION
	44428-1485	14	B	NO
	44428-1486	14	C	NO
	44428-1487	14	D	NO
	44428-1681	16	D	YES
	44428-1682	16	B	YES
	44428-1683	16	C	YES
	44428-1688	16	D	YES
	44428-1684	16	D	NO
	44428-1685	16	B	NO
	44428-1686	16	C	NO
	44428-1687	16	D	NO
	44428-1881	18	D	YES
	44428-1882	18	B	YES
	44428-1883	18	C	YES
	44428-1888	18	D	YES
	44428-1884	18	D	NO
	44428-1885	18	B	NO
	44428-1886	18	C	NO
	44428-1887	18	D	NO
	44428-2081	20	D	YES
	44428-2082	20	B	YES
	44428-2083	20	C	YES
	44428-2088	20	D	YES
	44428-2084	20	D	NO
	44428-2085	20	B	NO
	44428-2086	20	C	NO
	44428-2087	20	D	NO
	44428-2281	22	D	YES
	44428-2282	22	B	YES
	44428-2283	22	C	YES
	44428-2288	22	D	YES
	44428-2284	22	D	NO
	44428-2285	22	B	NO
	44428-2286	22	C	NO
	44428-2287	22	D	NO
	44428-2481	24	D	YES

	5	4	3	
	MATERIAL NUMBER	NUMBER OF CIRCUITS	FINISH OPTION	RETENTION PEG OPTION
	44428-2482	24	B	YES
	44428-2483	24	C	YES
	44428-2488	24	D	YES
	44428-2484	24	D	NO
	44428-2485	24	B	NO
	44428-2486	24	C	NO
	44428-2487	24	D	NO

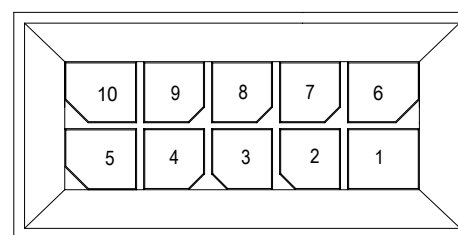
SYMBOLS = 0 = 0 = 0 = 0 = 0 = 0 = 0 = 0 = 0	THIS DRAWING CONTAINS INFORMATION THAT IS PROPRIETARY TO MOLEX ELECTRONIC TECHNOLOGIES, LLC AND SHOULD NOT BE USED WITHOUT WRITTEN PERMISSION											
	DIMENSION UNITS		SCALE		CURRENT REV DESC: CHANGE OVERALL BRIGHT TIN FINISH PARTS TO MATTE TIN FINISH							
	IN/MM		4:1		EC NO: 635347 DRWN: JEHRISMAN 2020/01/09 CHK'D: SSOUSEK 2021/08/27 APPR: FSMITH 2021/08/27							
	GENERAL TOLERANCES (UNLESS SPECIFIED)											
	4 PLACES ±		MM		INCH		INITIAL REVISION: DRWN: GMARANANI 2010/06/11 APPR: FSMITH 2016/02/15					
3 PLACES ±		± 0.01		± 0.015								
2 PLACES ±		± 0.25		± 0.015		PRODUCT CUSTOMER DRAWING DOCUMENT NUMBER: SD-44428-007 DOC TYPE: PSD DOC PART: 001 REVISION: B						
1 PLACE ±		± 0.38		±								
0 PLACES ±		±		±		MATERIAL NUMBER: SEE TABLE CUSTOMER: GENERAL MARKET SHEET NUMBER: 2 OF 3						
ANGULAR TOL ± 0.5 °		±		±								
DRAFT WHERE APPLICABLE MUST REMAIN WITHIN DIMENSIONS		THIRD ANGLE PROJECTION		DRAWING		SERIES						
				C-SIZE		44428						

POLARIZATION LAYOUT

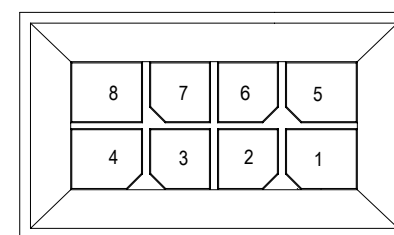
4-24 CIRCUITS



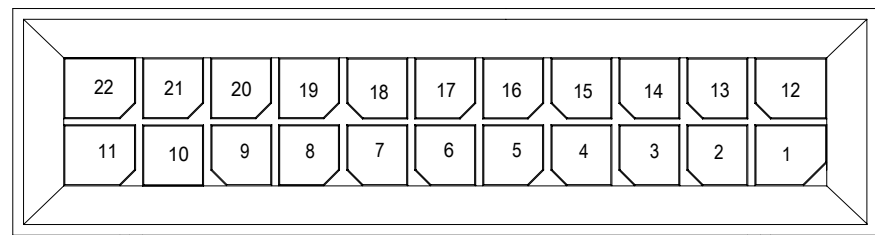
24 CIRCUIT



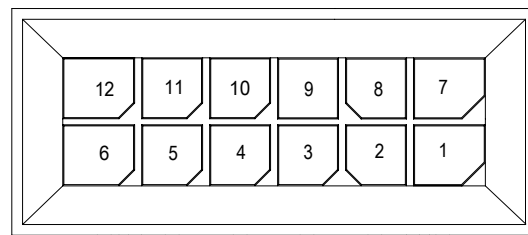
10 CIRCUIT



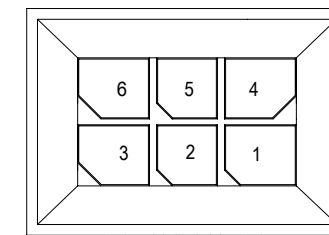
8 CIRCUIT



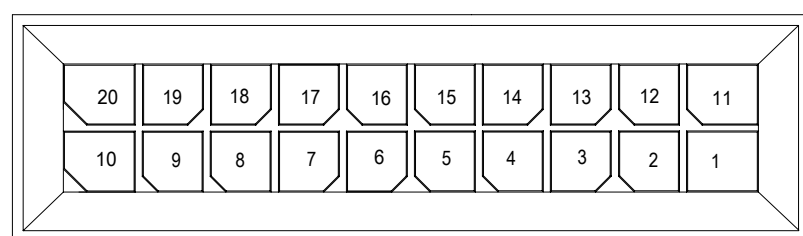
22 CIRCUIT



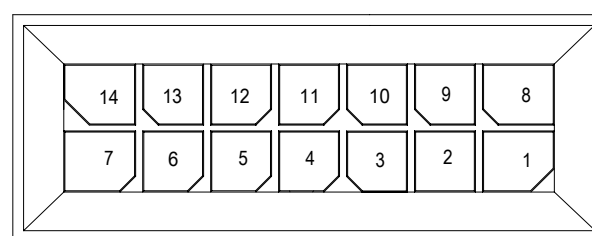
12 CIRCUIT



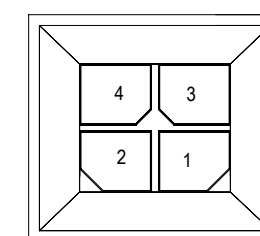
6 CIRCUIT



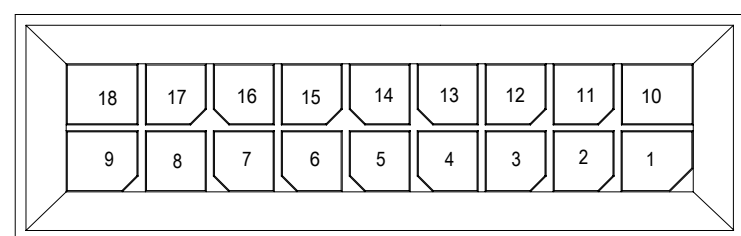
20 CIRCUIT



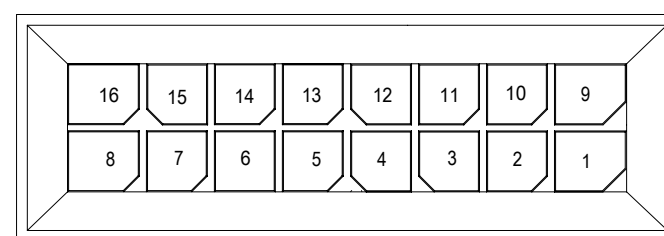
14 CIRCUIT



4 CIRCUIT



18 CIRCUIT



16 CIRCUIT

SYMBOLS	THIS DRAWING CONTAINS INFORMATION THAT IS PROPRIETARY TO MOLEX ELECTRONIC TECHNOLOGIES, LLC AND SHOULD NOT BE USED WITHOUT WRITTEN PERMISSION			
	DIMENSION UNITS	SCALE		CURRENT REV DESC: CHANGE OVERALL BRIGHT TIN FINISH PARTS TO MATTE TIN FINISH
$\nabla = 0$	IN/MM	4:1		EC NO: 635347 DRWN: JEHRISMAN 2020/01/09 CHK'D: SSOUSEK 2021/08/27 APPR: FSMITH 2021/08/27
$\nabla = 0$	GENERAL TOLERANCES (UNLESS SPECIFIED)			
$\nabla = 0$		MM	INCH	INITIAL REVISION: DRWN: GMARANANI 2010/06/11 APPR: FSMITH 2016/02/15
$\nabla = 0$	4 PLACES	±	±	
$\nabla = 0$	3 PLACES	±	± 0.01	THIRD ANGLE PROJECTION DRAWING SERIES C-SIZE 44428
$\nabla = 0$	2 PLACES	± 0.25	± 0.015	
$\nabla = 0$	1 PLACE	± 0.38	±	MATERIAL NUMBER CUSTOMER SHEET NUMBER SEE TABLE GENERAL MARKET 3 OF 3
$\nabla = 0$	0 PLACES	±	±	
$\nabla = 0$	ANGULAR TOL ± 0.5°			DOCUMENT NUMBER DOC TYPE DOC PART REVISION SD-44428-007 PSD 001 B
$\nabla = 0$	DRAFT WHERE APPLICABLE MUST REMAIN WITHIN DIMENSIONS			

molex

MICRO FIT (3.0) BMI DUAL ROW LOW HALOGEN RIGHT ANGLE HEADER

PRODUCT CUSTOMER DRAWING