

4

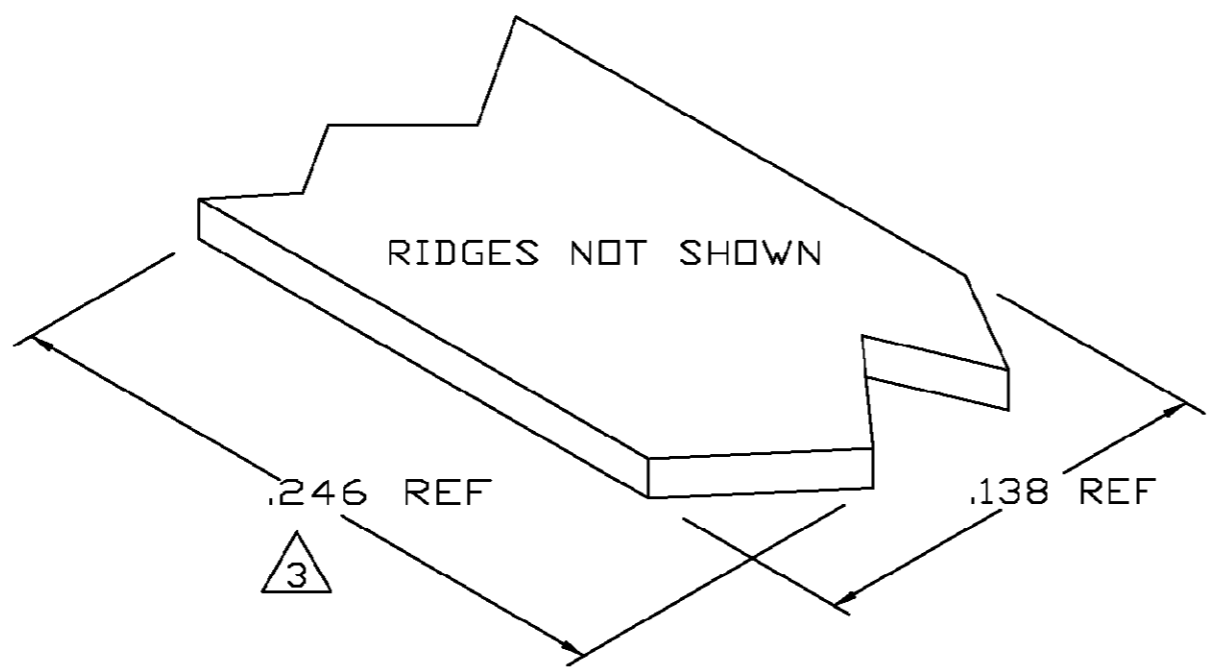
3

2

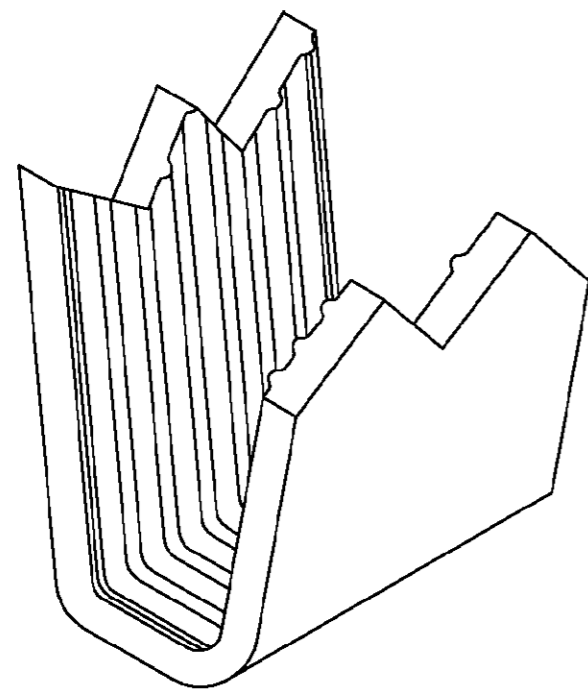
1

THIS DRAWING IS UNPUBLISHED. RELEASED FOR PUBLICATION
 © COPYRIGHT BY TYCO ELECTRONICS CORPORATION. ALL RIGHTS RESERVED.

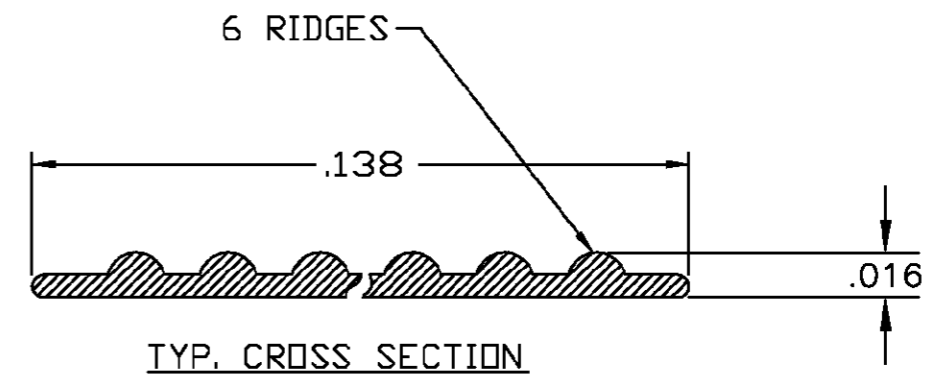
LOC	DIST	REVISIONS			
P	LTR	DESCRIPTION	DATE	DWN	APVD
AF	50	0	TRANSFERED TO TYCO FORMAT	08JUL02	MF EH



- 1 CRIMPBAND MATERIAL PROVIDED IN CONTINUOUS STRIP.
 - 2 REFERENCE DESCRIPTIVE PART NUMBER L045C16A.
- 3 BLANK LENGTH DETERMINED BY 045 TOOLSET.



PARTIAL FORMED VIEW (REF)
 FORMED BY APPLICATION TOOLING



1601569-1
 PART NUMBER

THIS DRAWING IS A CONTROLLED DOCUMENT.		DWN MICHAEL S. FEHER 08JUL2002	tyco Tyco Electronics Corporation	
DIMENSIONS: INCHES		CHK EDWARD HOWARD 08JUL2002	Electronics Harrisburg, PA 17105-3608	
TOLERANCES UNLESS OTHERWISE SPECIFIED:		APVD EDWARD HOWARD 08JUL2002	NAME - CRIMPBAND, RTM	
0 PLC ± -		PRODUCT SPEC	-	
1 PLC ± -		APPLICATION SPEC	-	
2 PLC ± -		WEIGHT	-	
3 PLC ± .005		SIZE	CAGE CODE	DRAWING NO
4 PLC ± -		A3	00779	C-1601569
4. ANGLES ± -		CUSTOMER DRAWING		RESTRICTED TO
MATERIAL UNS C72500 CU-NI ALLOY	FINISH NONE	SCALE 1:1		SHEET 1 OF 1
				REV 0