

# "High Frequency Ceramic Solutions"

## 2.45 GHz Balun

P/N 2450BL15B200

Detail Specification: 09/29/03

Page 1 of 2

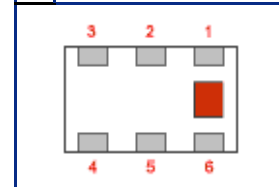
### General Specifications

Part Number	2450BL15B200
Frequency (MHz)	2400~2500
Unbalanced Impedance	50 $\Omega$
Differential Balanced Imp.	200 $\Omega$
Insertion Loss	1.0 dB max.
Return Loss	9.5 dB min.
Phase Difference (degree)	180 $\pm$ 10
Amplitude Difference	2 dB max.

Operating Temperature	-40 to +85°C
Reel Quantity	4,000
Power Capacity	3.0 watts max.

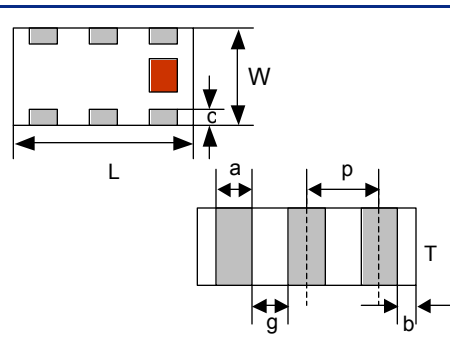
### Terminal Configuration

No.	Function
1	Unbalanced Port
2	GND or DC feed
3	Balanced Port
4	Balanced Port
5	GND
6	NC



### Mechanical Dimensions

	In	mm
L	0.079 $\pm$ 0.004	2.00 $\pm$ 0.10
W	0.049 $\pm$ 0.004	1.25 $\pm$ 0.10
T	0.033 $\pm$ 0.004	0.85 $\pm$ 0.10
a	0.012 $\pm$ 0.004	0.30 $\pm$ 0.10
b	0.008 $\pm$ 0.004	0.20 $\pm$ 0.10
c	0.012 +.004/-.006	0.30 +0.1/-0.2
g	0.014 $\pm$ 0.004	0.35 $\pm$ 0.10
p	0.026 $\pm$ 0.002	0.65 $\pm$ 0.05

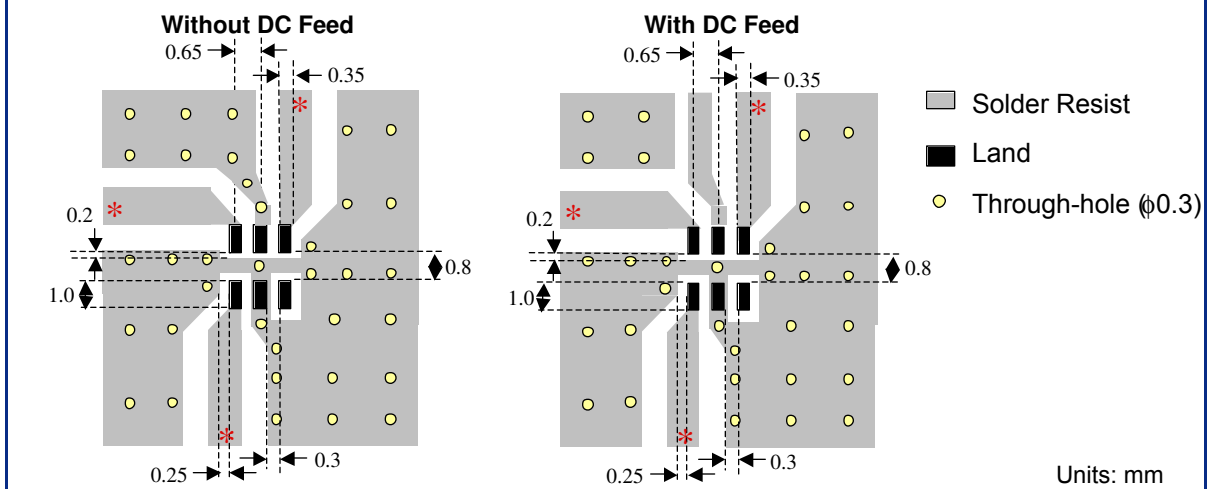


### Mounting Considerations

Mount these devices with brown mark facing up.

\* Line width should be designed to provide proper impedance matching characteristics.

Units: mm



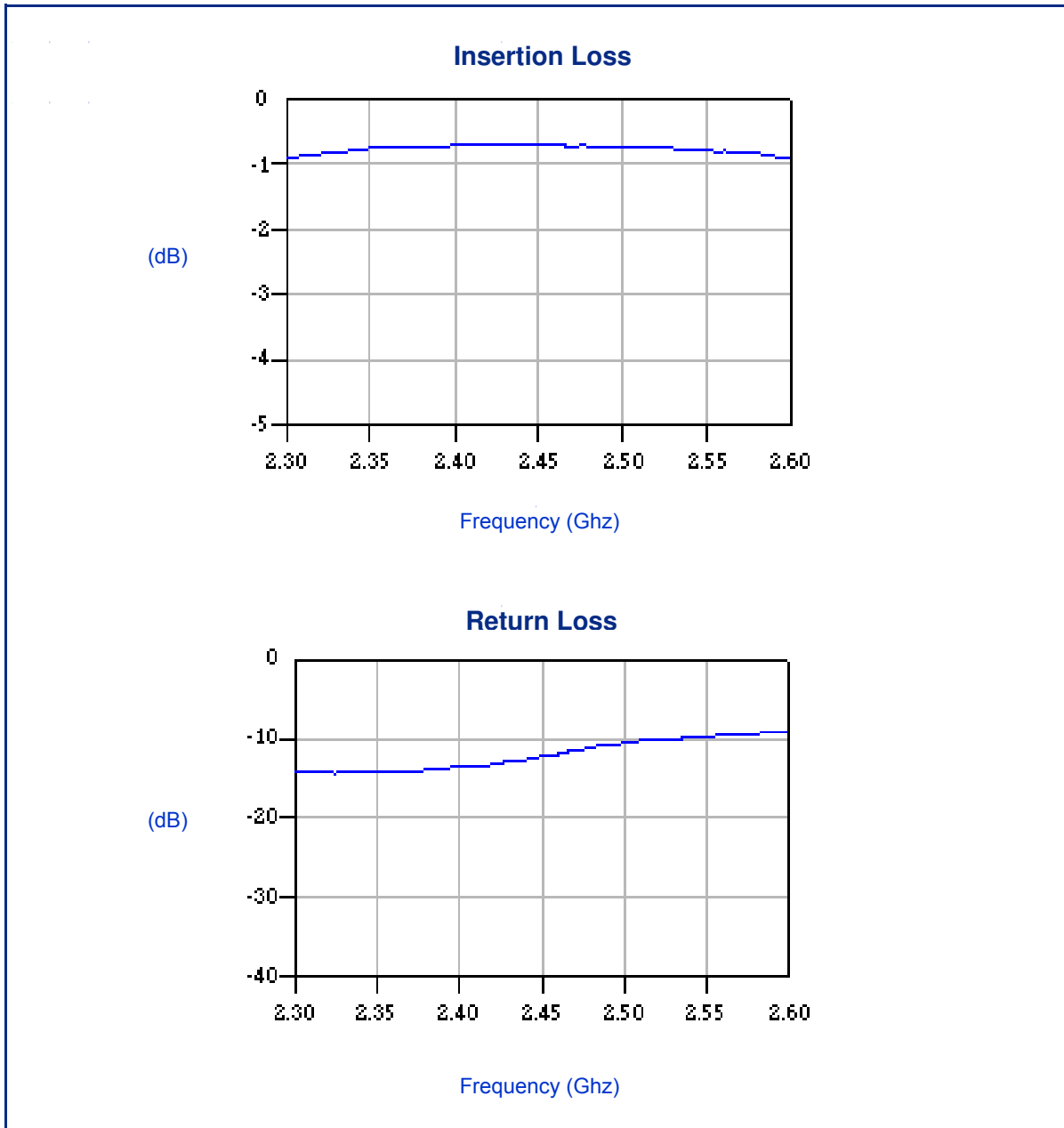
Johanson Technology, Inc. reserves the right to make design changes without notice.  
All sales are subject to Johanson Technology, Inc. terms and conditions.

# "High Frequency Ceramic Solutions"

## 2.45 GHz Balun

Detail Specification: 09/29/03

### Typical Electrical Performance (T=25°C)



Johanson Technology, Inc. reserves the right to make design changes without notice.  
All sales are subject to Johanson Technology, Inc. terms and conditions.