

DO NOT SCALE FROM THIS PRINT

THIS PRODUCT MANUFACTURED WITH LEAD-FREE PROCESSING

DESIGNED & DIMENSIONED IN MILLIMETERS [INCHES]

ITEM	COMPONENT	-H
1	SUB ASSEMBLY	SUB-SMA-J-C-F-ST-BS5
2	SOCKET	SMA-SKT-003-H
3	INSULATOR	SMA-INS-018
4	LOCK WASHER	SMA-LWAS-001-F
5	HEX NUT	SMA-NUT-001-F

SMA-J-C-X-ST-BS5

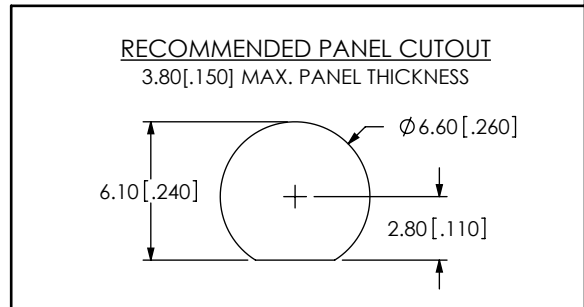
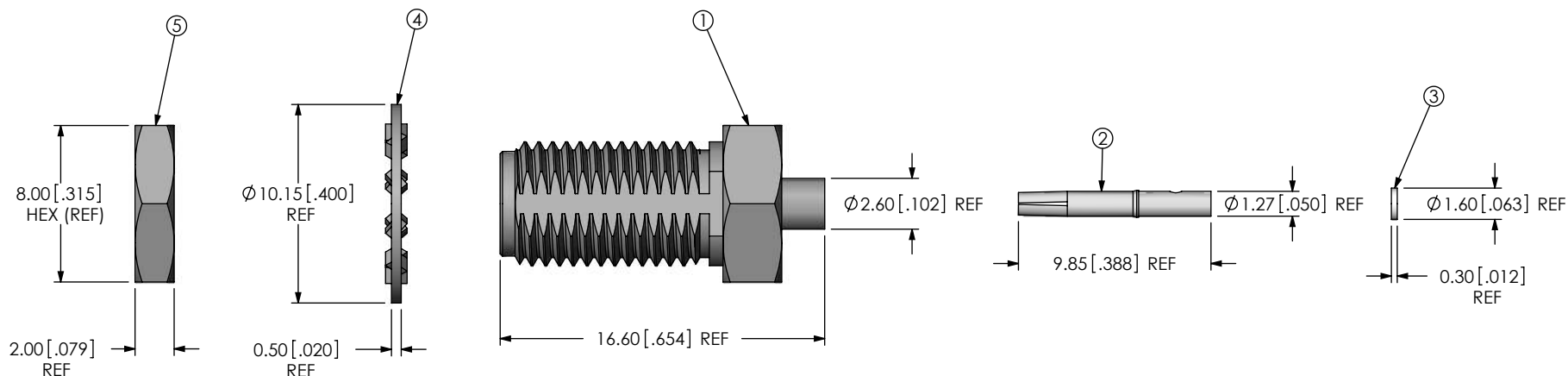
GENDER
-J: JACK

TYPE
-C: CABLE

TERMINATION
-BS5: BULKHEAD 5 (MWC-2550-01 CABLE)

ORIENTATION
-ST: STRAIGHT

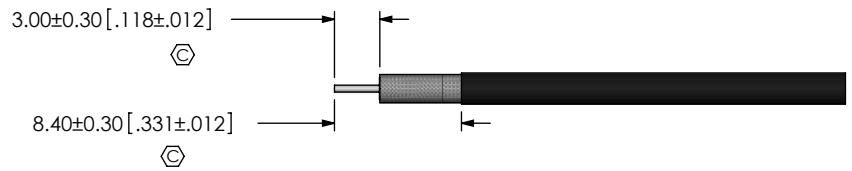
PLATING SPECIFICATION
-H: 30µ" GOLD CENTER CONTACT, 3µ" GOLD OUTER CONTACT (SEE TABLE 1)



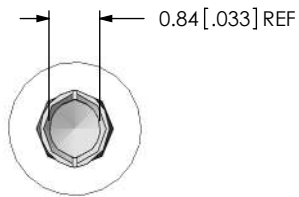
NOTES:

- ① REPRESENTS A CRITICAL DIMENSION.
- CENTER CONTACT PUSHOUT FORCE: 13.35 N [3 LB] MIN.
- NOTE DELETED.
- PRODUCT TO BE PACKAGED PER PACKAGING STANDARD CO-RF-WI-3040-M.
- NOTE DELETED.
- NOTE DELETED.
- NOTE DELETED.
- NOTE DELETED.


<p>UNLESS OTHERWISE SPECIFIED, DIMENSIONS ARE IN MILLIMETERS. TOLERANCES ARE:</p> <p>DECIMALS ANGLES</p> <p>X.X: ±0.3 [.01] 5°</p> <p>X.XX: ±0.05 [.002]</p> <p>X.XXX: ±0.025 [.0010]</p>	<p>PROPRIETARY NOTE</p> <p>THIS DOCUMENT CONTAINS INFORMATION CONFIDENTIAL AND PROPRIETARY TO SAMTEC, INC. AND SHALL NOT BE REPRODUCED OR TRANSFERRED TO OTHER DOCUMENTS OR DISCLOSED TO OTHERS OR USED FOR ANY PURPOSE OTHER THAN THAT WHICH IT WAS OBTAINED WITHOUT THE EXPRESSED WRITTEN CONSENT OF SAMTEC, INC.</p>	<p>samtec</p> <p>520 PARK EAST BLVD., NEW ALBANY, IN 47150 PHONE: 812-944-6733 FAX: 812-948-5047 e-Mail: info@SAMTEC.com code 55322</p>	
		<p>MATERIAL: DO NOT SCALE DRAWING SHEET SCALE: 3:1</p> <p>SHELL, NUT, WASHER: BRASS CONTACT: COPPER ALLOY DIELECTRIC: PTFE</p>	<p>DESCRIPTION: SMA STR JACK BULKHEAD, MWC-2550-01 CABLE - 50 OHM</p> <p>DWG. NO. SMA-J-C-X-ST-BS5</p>
<p>BY: T MEEK 08/5/10 SHEET 1 OF 2</p>			



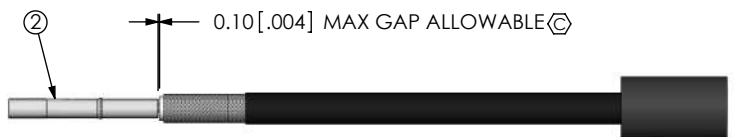
IN-PROCESS 1
STRIP AND TIN INNER CONDUCTOR



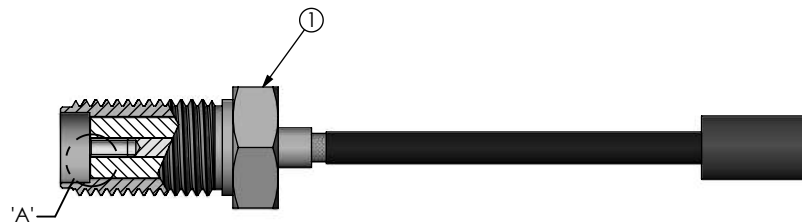
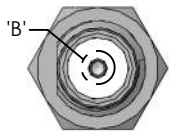
DETAIL 'B'
SCALE 8 : 1



IN-PROCESS 2
ADD INSULATOR AND HEAT SHRINK TUBE

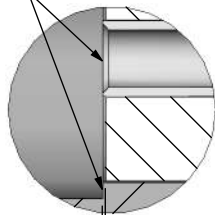


IN-PROCESS 3
SOLDER SIGNAL CONTACT



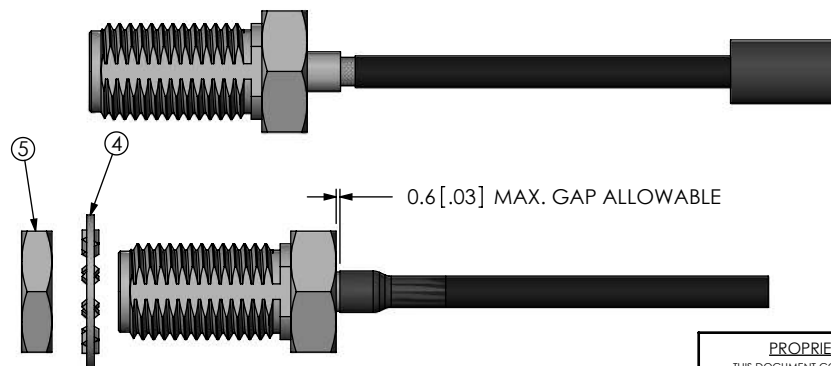
IN-PROCESS 4
ADD SUB ASSEMBLY

TIP OF CONTACT TO BE FLUSH WITH REFERENCE PLANE OR RECESSED 0.10 [.004] REF.



0.05 [.002] REF (TO INSULATOR)
REFERENCE PLANE

DETAIL 'A'
SCALE 8 : 1



IN-PROCESS 5
SOLDER SUB ASSEMBLY

IN-PROCESS 6
APPLY HEAT TO SHRINK TUBING

PROPRIETARY NOTE

THIS DOCUMENT CONTAINS INFORMATION CONFIDENTIAL AND PROPRIETARY TO SAMTEC, INC. AND SHALL NOT BE REPRODUCED OR TRANSFERRED TO OTHER DOCUMENTS OR DISCLOSED TO OTHERS OR USED FOR ANY PURPOSE OTHER THAN THAT WHICH IT WAS OBTAINED WITHOUT THE EXPRESSED WRITTEN CONSENT OF SAMTEC, INC.

DO NOT SCALE DRAWING

SHEET SCALE: 2:1



520 PARK EAST BLVD, NEW ALBANY, IN 47150
PHONE: 812-944-6733 FAX: 812-948-5047
e-Mail: info@SAMTEC.com code 55322

DESCRIPTION:
SMA STR JACK BULKHEAD, MWC-2550-01 CABLE - 50 OHM

DWG. NO.

SMA-J-C-X-ST-BS5

BY: T MEEK

08/5/10

SHEET 2 OF 2