

ATR-2485

RS-232 to RS-485 Adapter

User Manual

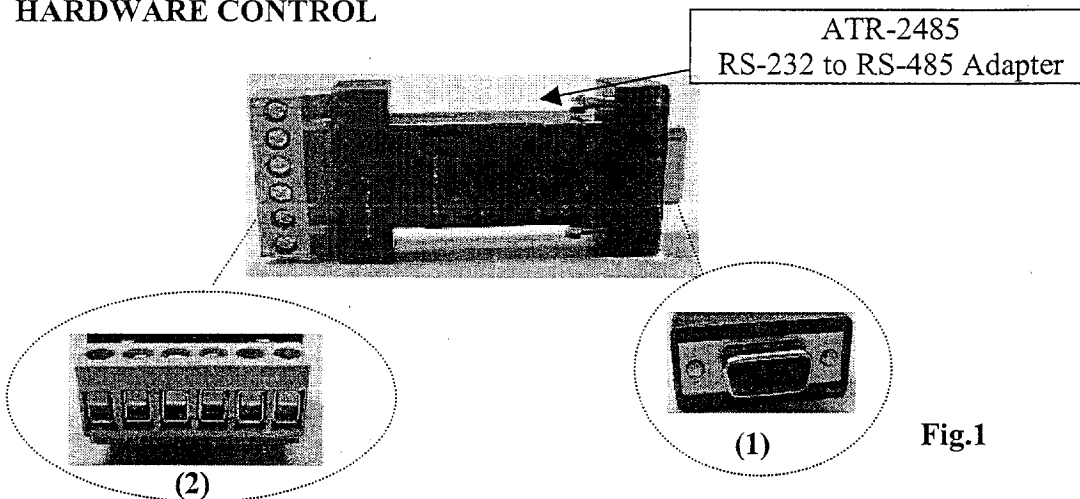
INTRODUCTION

This converter is designed for connecting your PC with RS-232 communication port to RS-485 interface programmable power supplies/other equipment. Its transmission length can be up to 1000m.

FEATURES & BENEFITS

- No driving software is needed
- Can directly connected tomale RS-232 communication port of your PC
- Optical isolated

HARDWARE CONTROL



- (1) RS-232 (Connect to the PC communication port)
(2) RS-485 (Connect to equipment with RS-485 interface)
There are 6 pins, only A+, B- and GND pin are useful.

SPECIFICATIONS

RS-232 side of the converter	DB-9 female connector
RS-485 side of the converter	3-pin connector - pin 2: RS-485 (+A) pin 3: RS-485 (-B) pin 4: GND
Connection Speed	up to 9600bps
Transmission Length	up to 1000 m
Dimension	33mm (W) x 17mm (H) x 87mm (D)
Weight	40 g

CONNECTION DIAGRAM

- (1) Connect the RS-232 side of the adapter to the PC Communication port.
- (2) Connect the RS-485 side of the adapter to RS-485 connector of the equipment 1 as Fig.2.

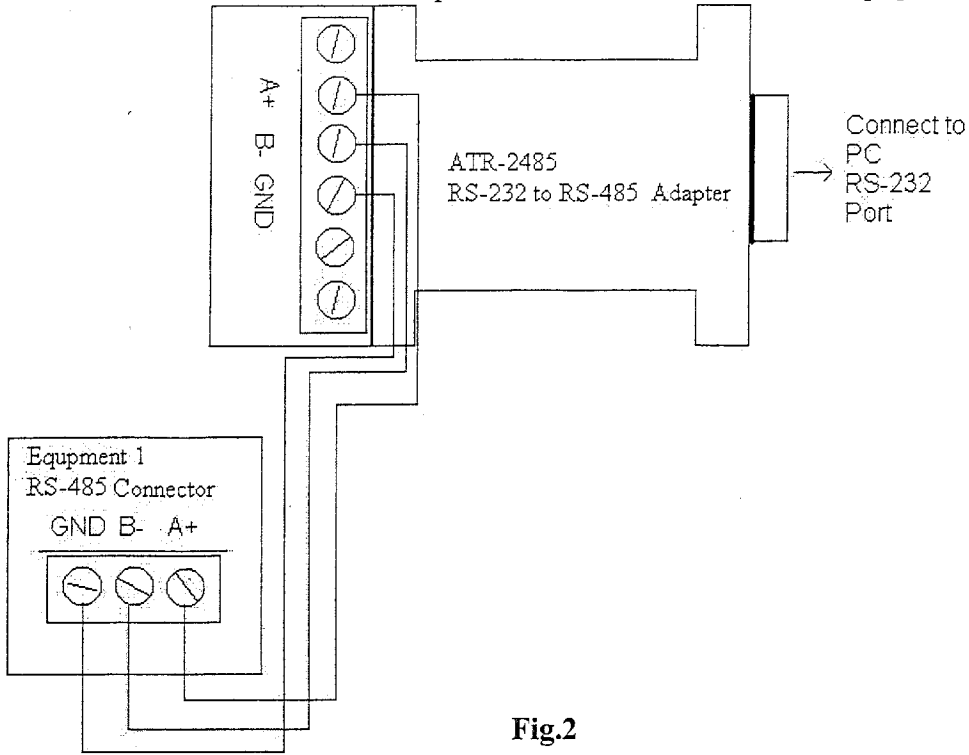


Fig.2

- (3) If you want to connect two or more equipment, connect the RS-485 connector of the equipment 1 to the equipment 2.
- (4) Connect the RS-485 connector of the equipment 2 to the equipment 3, and so on.....(see Fig.3)

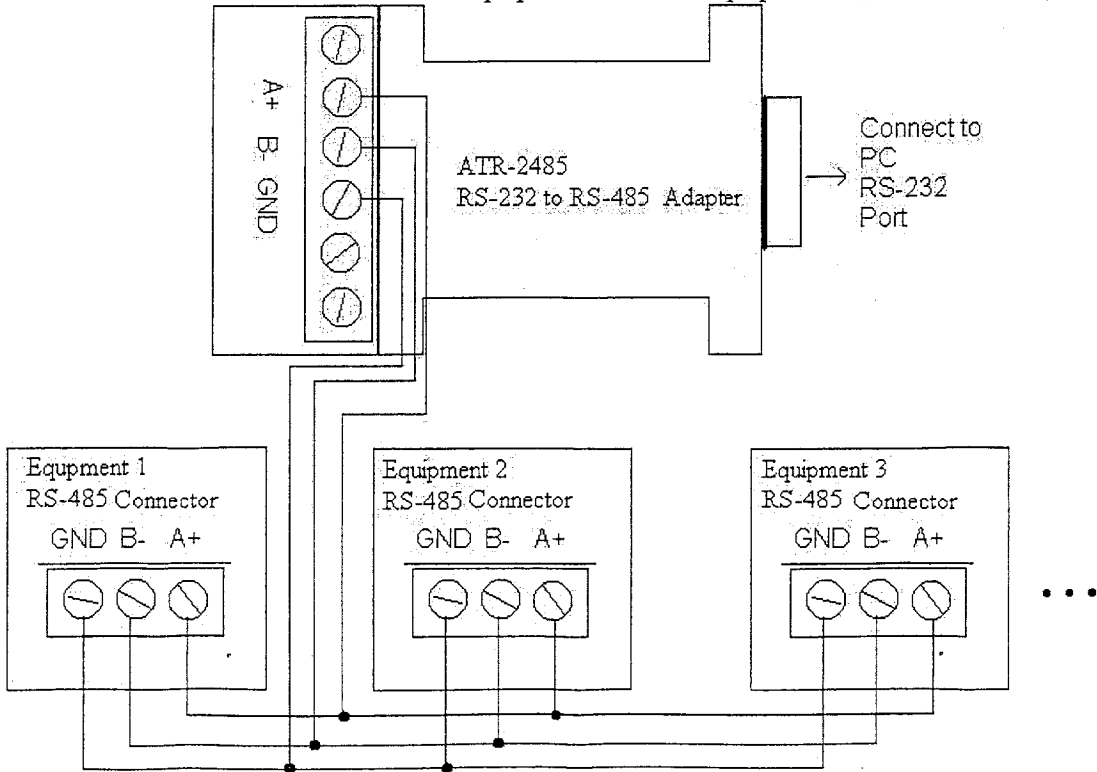


Fig.3