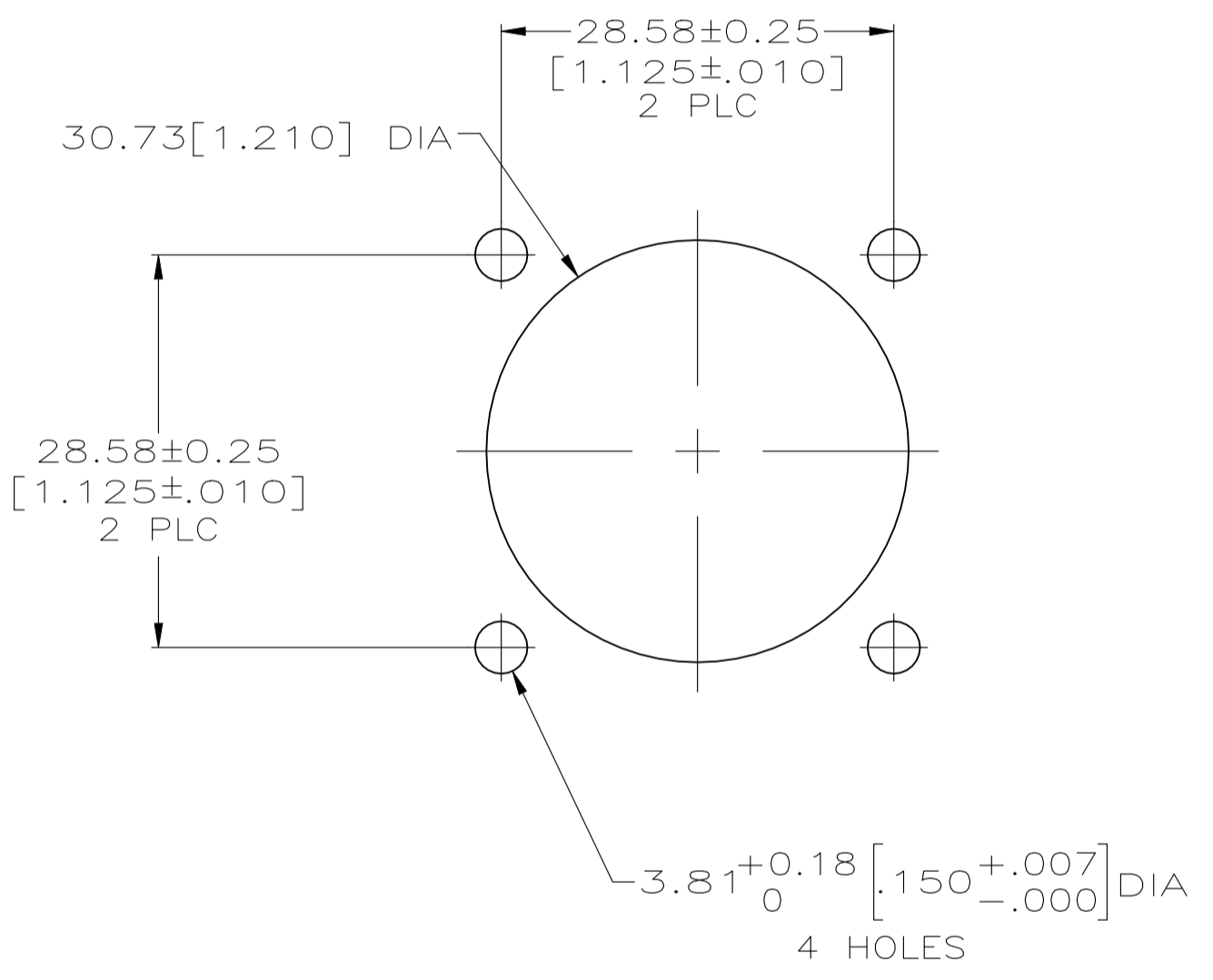
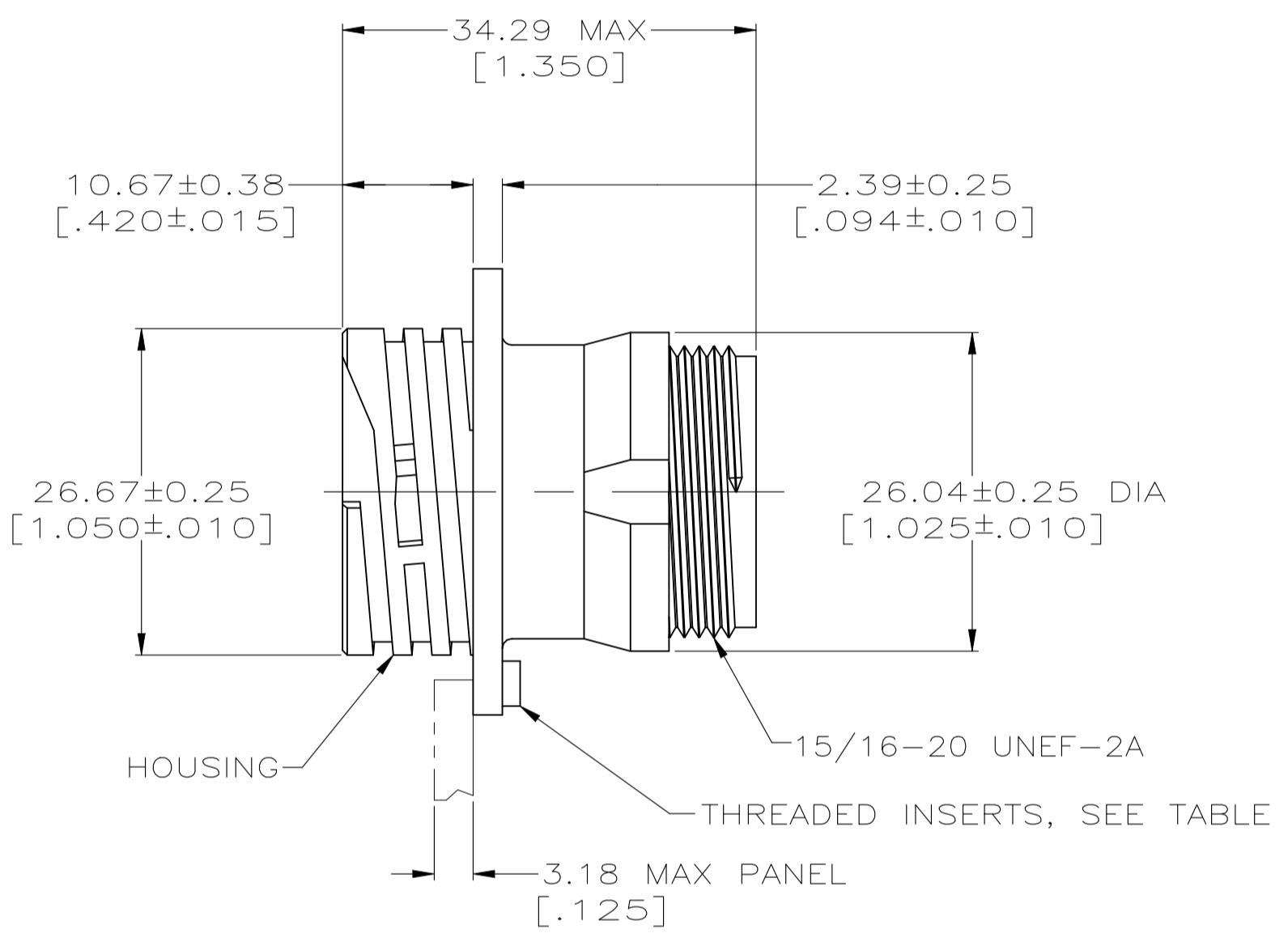
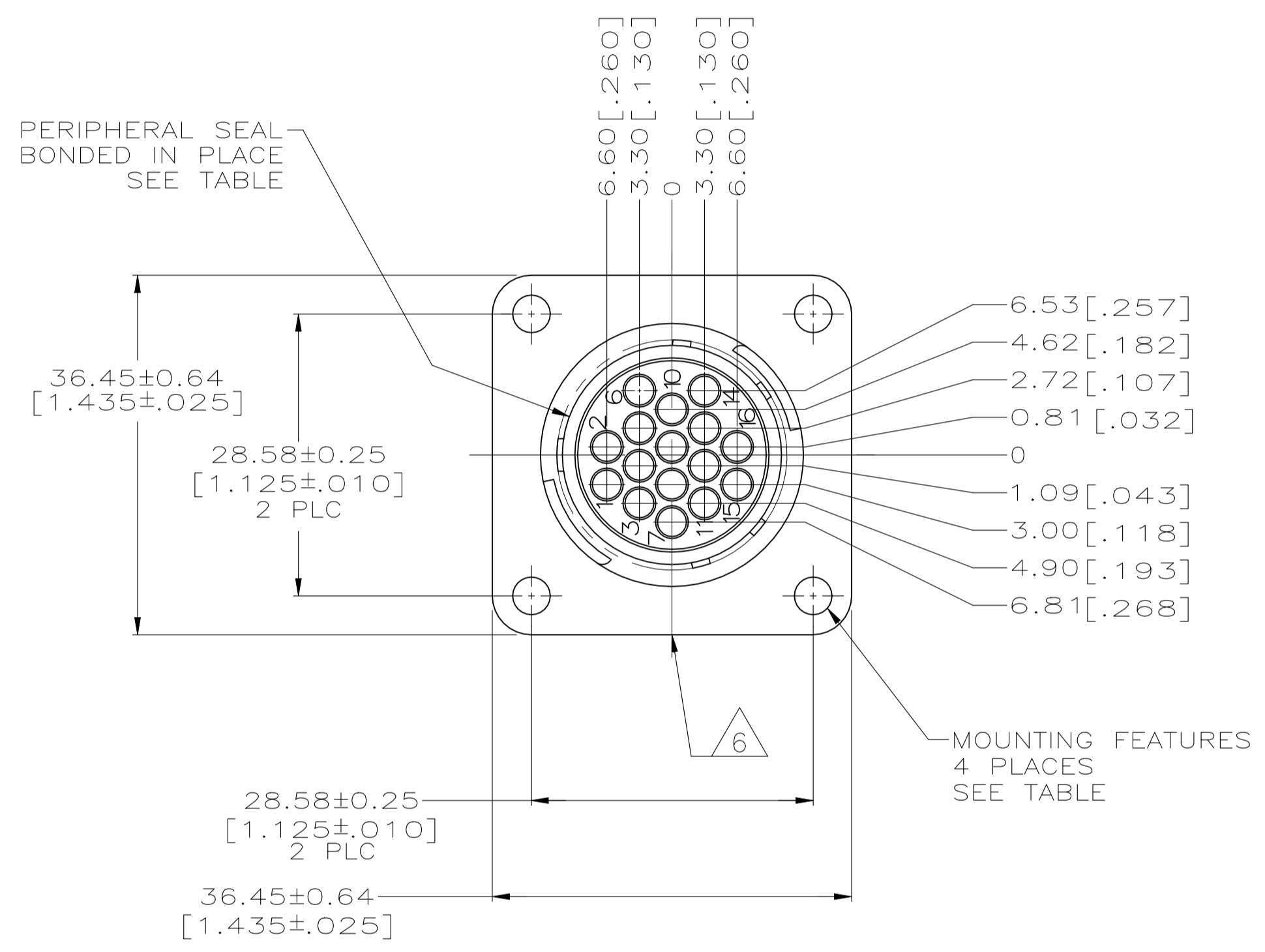


REVISIONS				
REV	DATE	DESCRIPTION	BY	APP'D
W1	22JUL2022	REVISED PER ECN-22-165832	RK	MZ

- 1 HOUSING: NYLON, BLACK.
PERIPHERAL SEAL: ELASTOMER, BLACK.
THREADED INSERTS: BRASS.
- 2 CAVITY IDENTIFICATION ON FRONT AND REAR FACE.
- 3 WILL ACCEPT (16) MULTIMATE PIN CONTACTS.
- 4 HOUSING: NYLON, BLUE.
PERIPHERAL SEAL: ELASTOMER, BLACK.
THREADED INSERTS: BRASS.
- 5 OBSOLETE PARTS: OBSOLETE CIS STREAMLINING PER D.RENAUD/D.SINISI
- 6 TE LOGO AND PART NUMBER LOCATED ON ANY FLANGE EDGE



RECOMMENDED PANEL CUTOUT

5 OBSOLETE	4	STANDARD	ø3.81(.125) HOLES	YES	206036-9
	4	STANDARD	#4-40 THREADED INSERTS	NO	206036-8
	4	SMALL PACK	ø3.81(.125) HOLES	NO	206036-7
	4	STANDARD	ø3.81(.125) HOLES	YES	206036-4
	4	STANDARD	ø3.81(.125) HOLES	NO	206036-1
MATERIAL	PACKAGING	MOUNTING FEATURES	PERIPHERAL SEAL	PART NUMBER	

THIS DRAWING IS A CONTROLLED DOCUMENT.

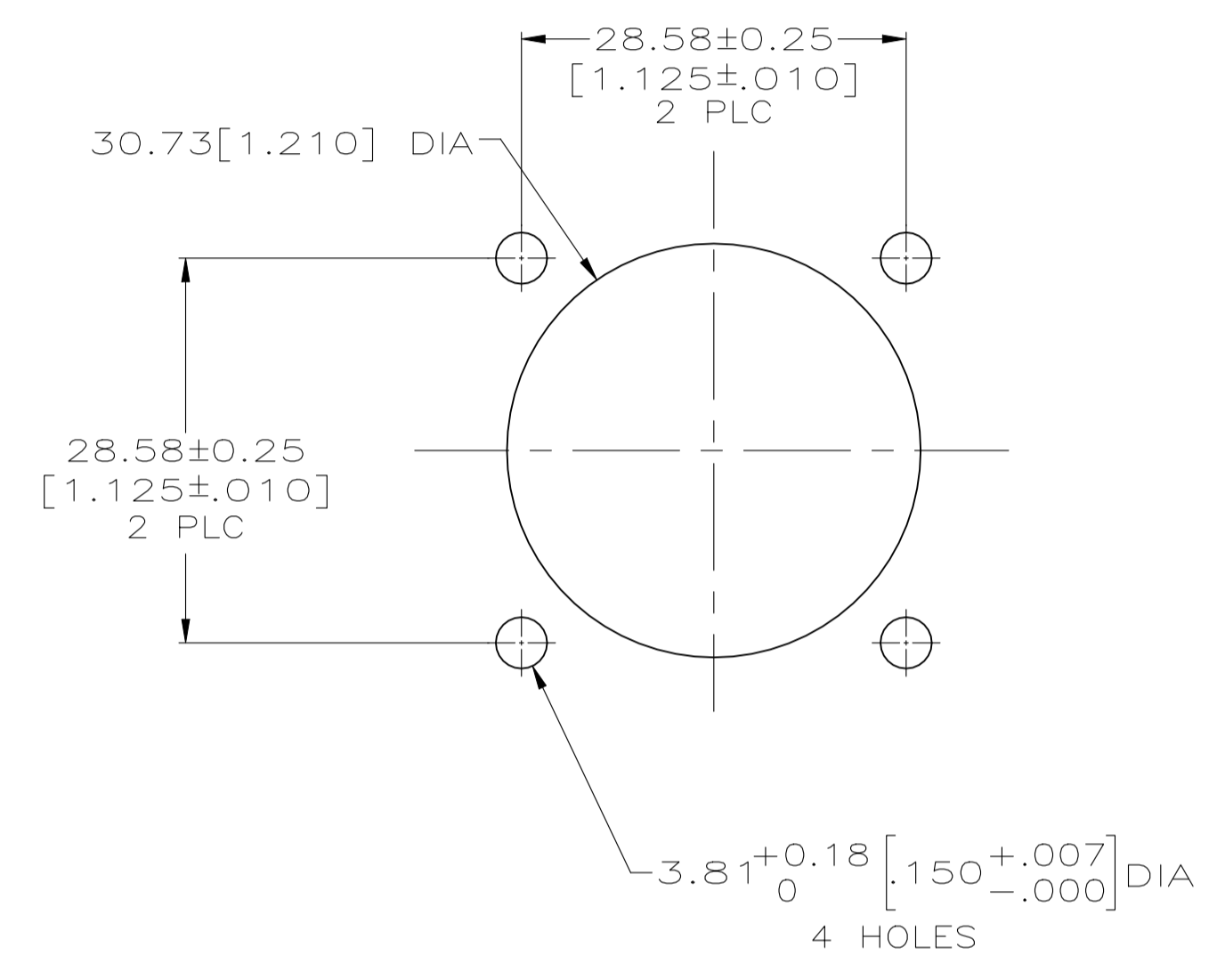
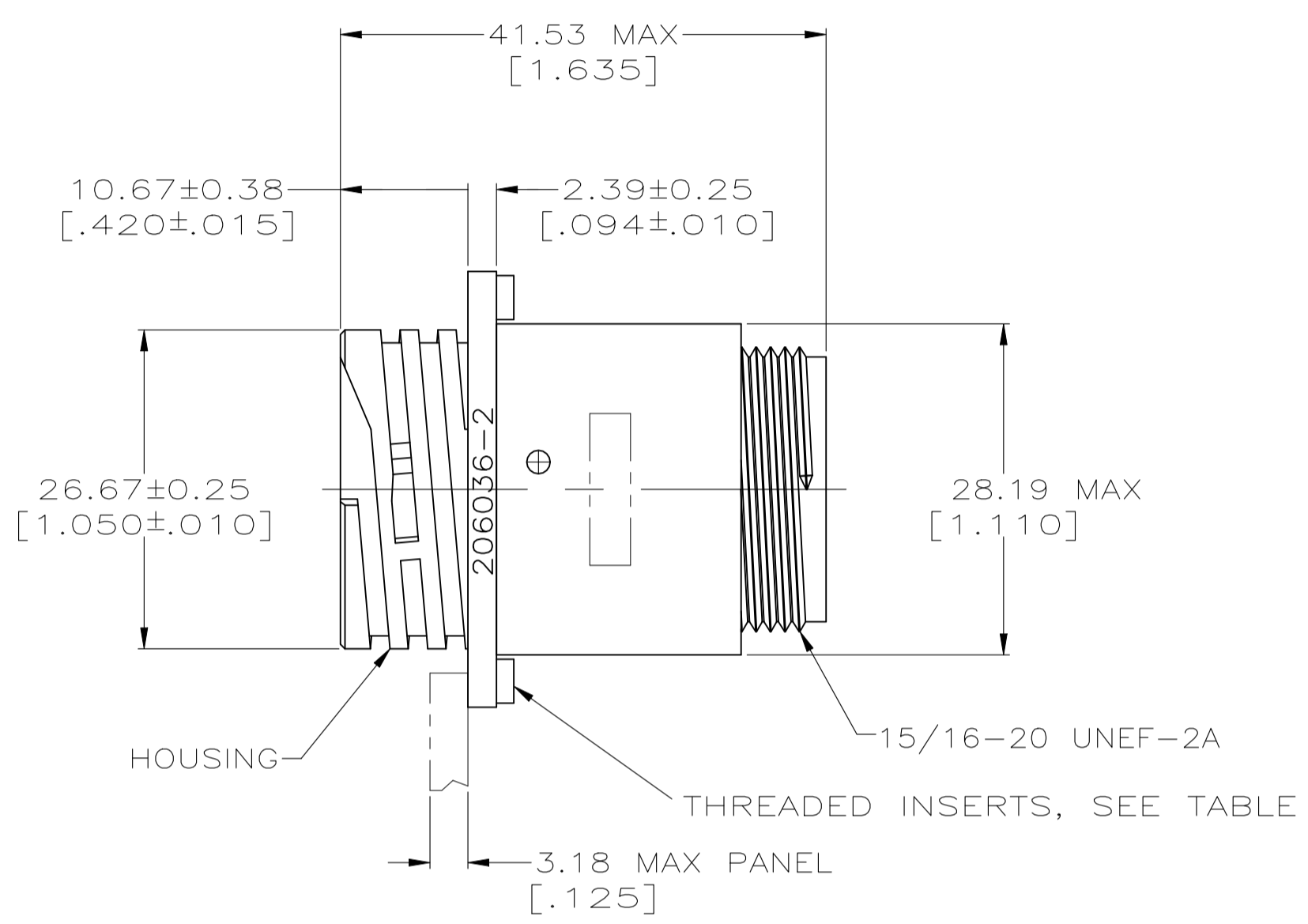
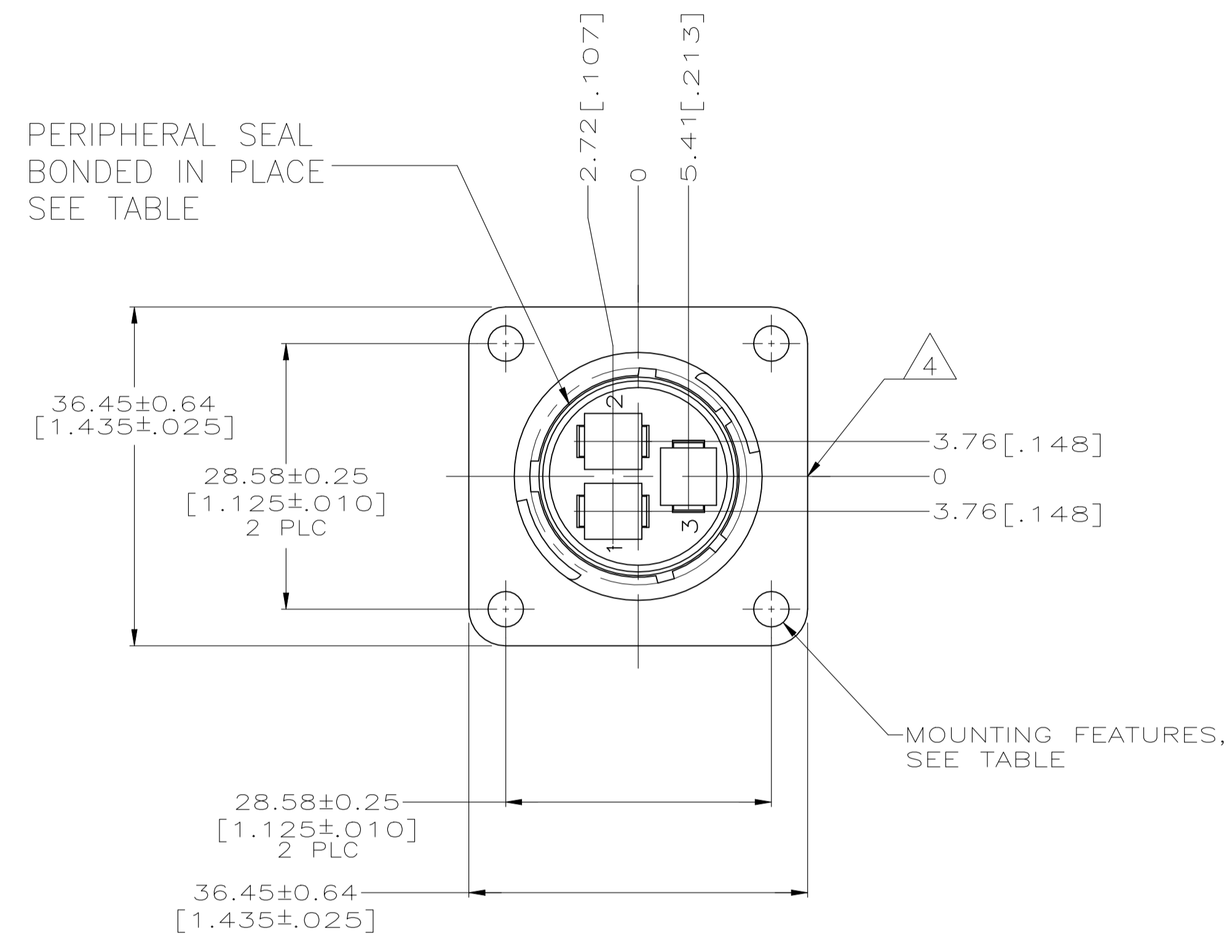
DIMENSIONS: MM [INCH]	TOLERANCES UNLESS OTHERWISE SPECIFIED:	DIN D. GELTZ 07/27/93	APPROVED R. STONE 7-22-93	DATE 8-12-93	NAME
0 PLC ± -	1 PLC ± -	2 PLC ± 0.13 [.005]	3 PLC ± -	4 PLC ± -	ANGLES ± -
MATERIAL	FINISH	WEIGHT	SIZE A1	CAGE CODE 00779	DRAWING NO. 206036
CUSTOMER DRAWING			SCALE 2:1	SHEET 1 of 3	REV W1

STE TE Connectivity Ltd.

RECEPTACLE HOUSING, STD SEX, SHELL SIZE 17, CPC

REVISIONS				
REV	DATE	DESCRIPTION	BY	APP'D
-	-	SEE SHEET 1	-	-

- 1 CAVITY IDENTIFICATION ON FRONT AND REAR FACE.
- 2 WILL ACCEPT (3) TYPE XII PIN CONTACTS.
- 3 HOUSING: NYLON, BLACK.
PERIPHERAL SEAL: ELASTOMER, BLACK.
- 4 TE LOGO AND PART NUMBER LOCATED ON ANY FLANGE EDGE

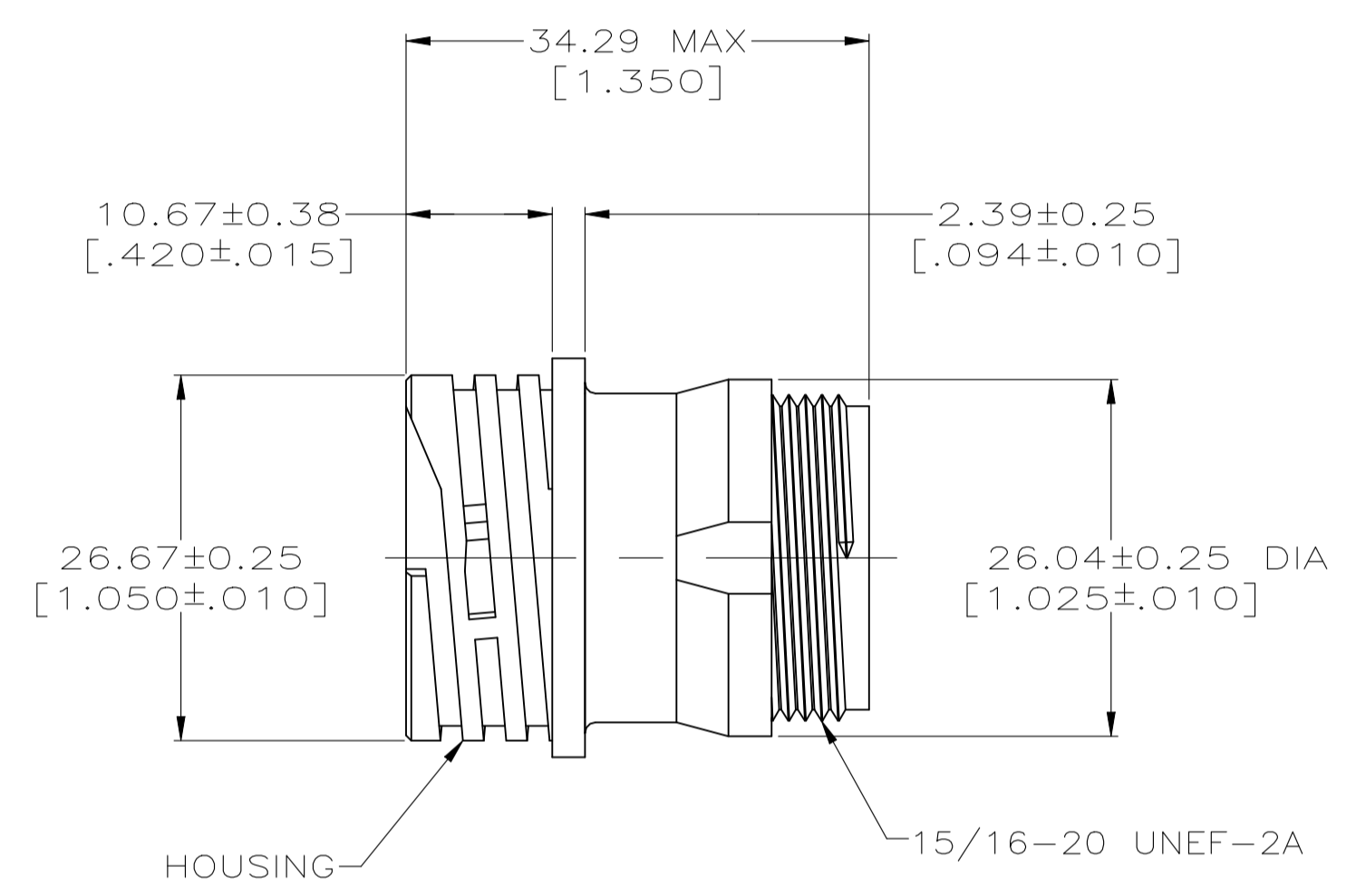
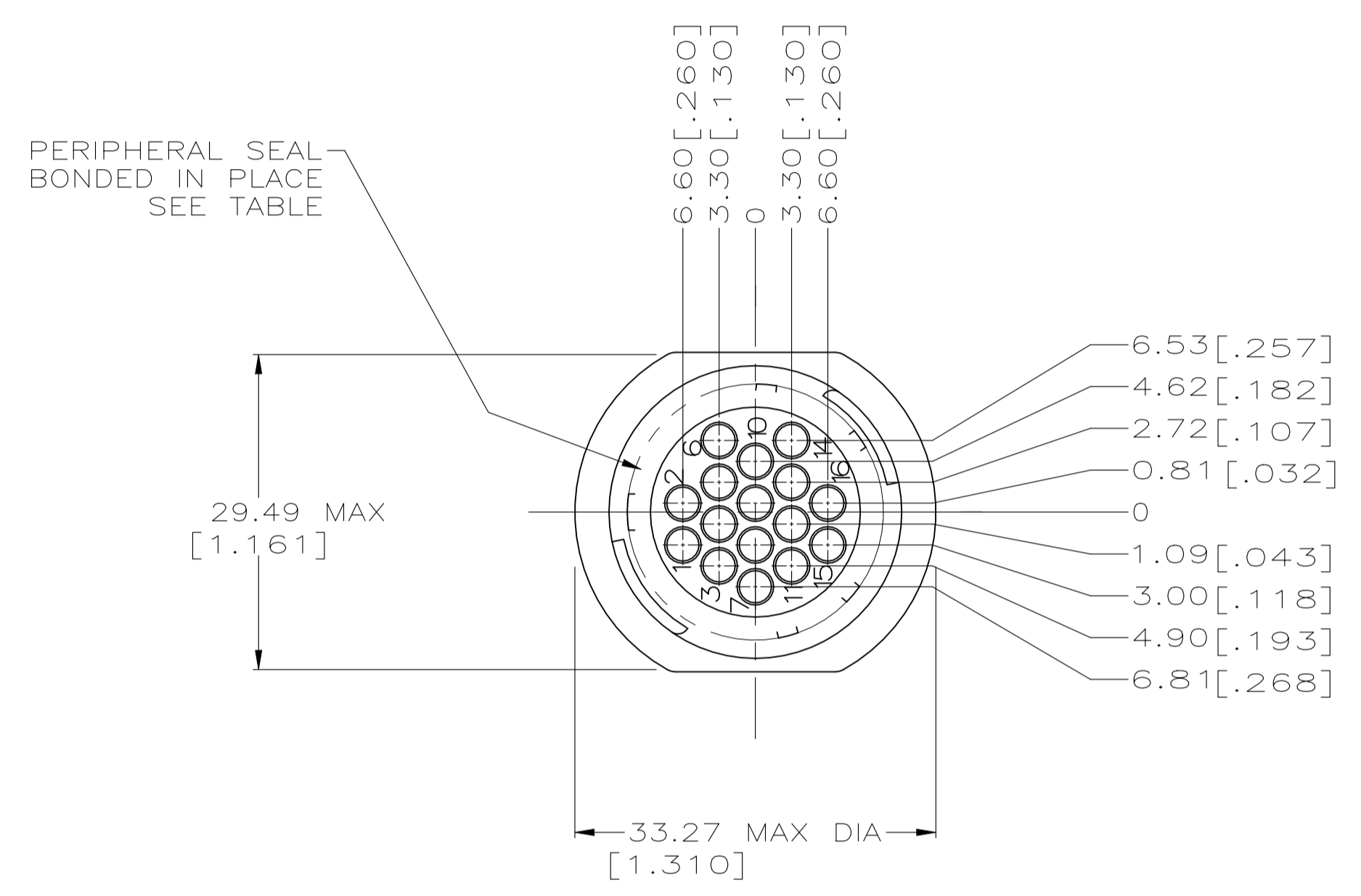


RECOMMENDED PANEL CUTOUT

PRELIMINARY	3	Ø3.18(.125) HOLES	YES	1-206036-6
OBSOLETE	3	#4-40 THREADED INSERTS	NO	1-206036-4
	3	Ø3.18(.125) HOLES	NO	206036-2
MATERIAL		MOUNTING FEATURES	PERIPHERAL SEAL	PART NUMBER
THIS DRAWING IS A CONTROLLED DOCUMENT.		DIN D. GELTZ 07/27/93	TE Connectivity Ltd.	
DIMENSIONS: MM[INCH]		TOLERANCES UNLESS OTHERWISE SPECIFIED:		
0 PLC ± - 1 PLC ± - 2 PLC ± 0.13 [.005] 3 PLC ± - 4 PLC ± - ANGLES ± -		CJK 7-22-93 R. STONE A. FRANTUM 8-12-93 PRODUCT SPEC 108-10024 APPLICATION SPEC	RECEPTACLE HOUSING, STD SEX, SHELL SIZE 17, CPC	
MATERIAL	FINISH	WEIGHT	SIZE	RESTRICTED TO
-	-	-	A1 00779 C=206036	-
CUSTOMER DRAWING		SCALE 2:1	SHEET 2 OF 3	REV W1

REVISIONS				
REV	DATE	DESCRIPTION	BY	APP'D
1		SEE SHEET 1		

- 1 CAVITY IDENTIFICATION ON FRONT AND REAR FACE.
- 2 WILL ACCEPT (16) MULTIMATE PIN CONTACTS.
- 3 HOUSING: NYLON, BLACK.
PERIPHERAL SEAL: ELASTOMER, BLACK.
- 4 HOUSING: POLYESTER, PBT, BLACK.
PERIPHERAL SEAL: ELASTOMER, BLACK.
THREADED INSERTS: BRASS



OBSOLETE	4	NO	1-206036-3
	3	YES	206036-5
	3	NO	206036-3
		MATERIAL	PERIPHERAL SEAL
			PART NUMBER

THIS DRAWING IS A CONTROLLED DOCUMENT.

DIMENSIONS: MM [INCH]	TOLERANCES UNLESS OTHERWISE SPECIFIED:	DIN D. GELTZ 07/27/93	7-22-93	STE	TE Connectivity Ltd.
0. PLC ± -	1. PLC ± -	FRANTUM	8-12-93	NAME	RECEPTACLE HOUSING, STD SEX, SHELL SIZE 17, CPC
2. PLC ± -	3. PLC ± 0.13 [.005]	APPLICATION SPEC		SIZE	A1
4. PLC ± -	ANGLES ± -	WEIGHT		CAGE CODE	00779
MATERIAL	FINISH	CUSTOMER DRAWING	SCALE	DRAWING NO	206036
			2:1	SHEET	3 of 3
				REV	W1