



LP-0701S

Reed Switch Chain



Electrical Characteristics (of unmodified Reed Switch)

@ 25°C

Contact form		A
Contact material		Ru
Contact rating max.	W / VA	10
Switching voltage max.	VDC	150
	VAC	120
Switching current max.	A	0.5
Carry current max.	A	0.7
Breakdown voltage min.	VDC	200

Magnetical Characteristics (of unmodified Reed Switch)

@ 25°C

Pull in range available	AT	10-15
Drop out min.	AT	4
Test coil	TC	010
Test equipment tolerance	± AT	2

Environmental Characteristics

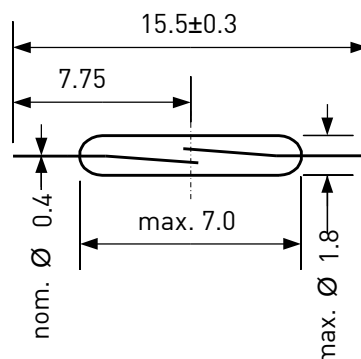
Operating temperature max.	°C	+125
Vibration (50-2000 Hz)	g	10
Shock (1/2 sin 11 ms)	g	50
Soldering temperature max. (max. 10 sec.)	°C	+300

Life Expectancy (of single Reed Switch)

Resistive load	Voltage	Current	Operations
	0.02 VDC	0.01 A	5 x 10 ⁸
	20 VDC	0.5 A	5 x 10 ⁷

Material information

PCB	FR4, 1pc, 264.2x10.2x2mm, double sided
Resistors	SMD_R0805_1 KOhm 1%, 50 pcs (1 pce reverse side)
Reed Switches	PMC-0701 10-15 AT, modified, 50 pcs





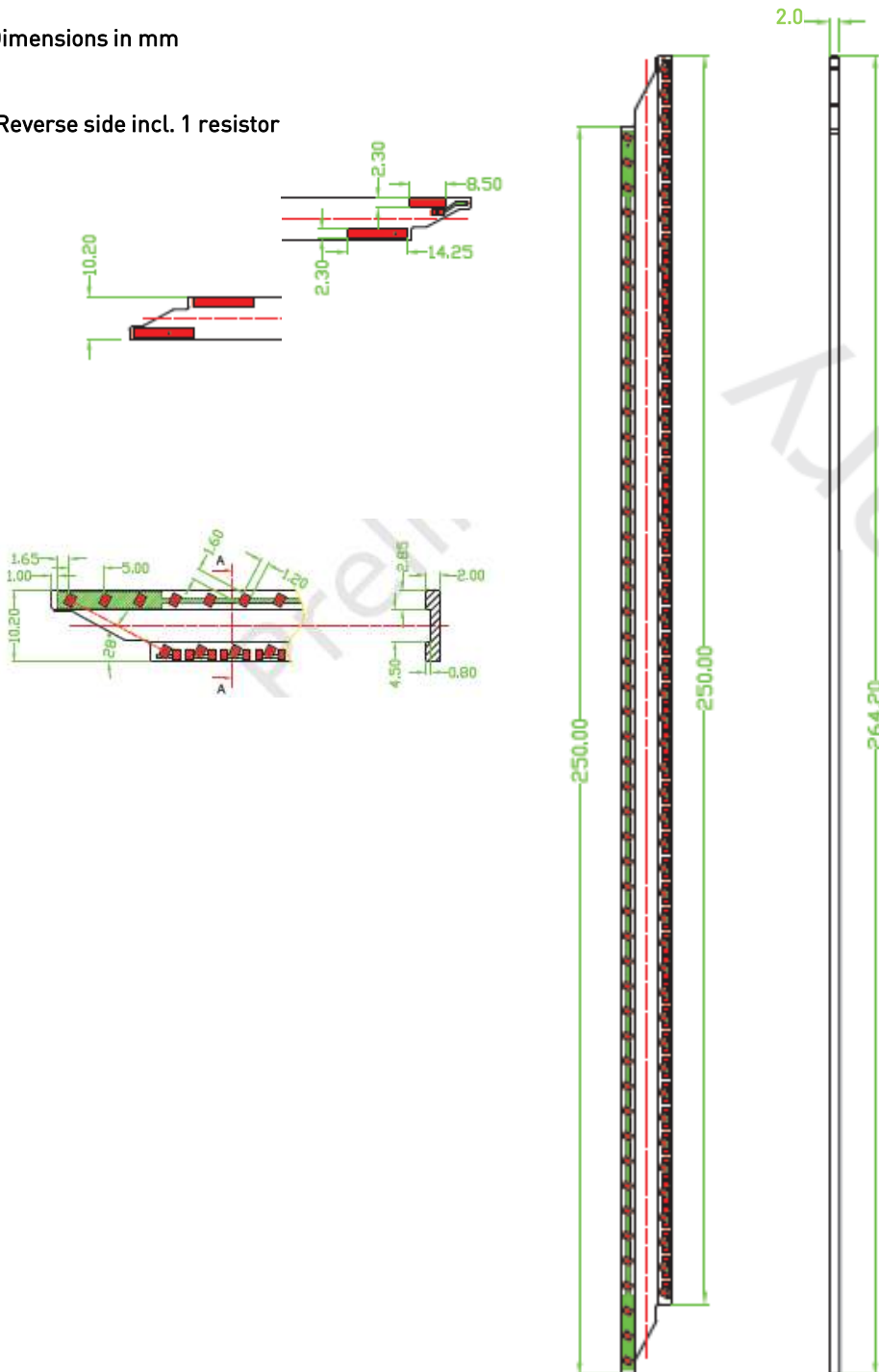
LP-0701S

Reed Switch Chain



Dimensions in mm

Reverse side incl. 1 resistor



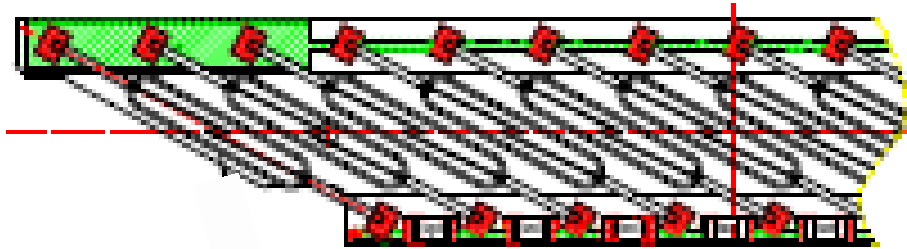


LP-0701S

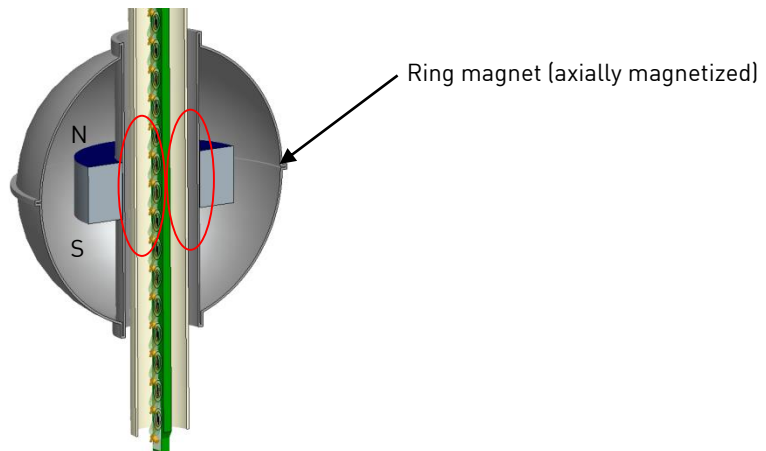
Reed Switch Chain




Schematic diagram



Example of activation



Example of contact and combination of PCBs



Recommended inside diameter of tube: 10.5 mm