



MATE-N-LOK | Universal MATE-N-LOK

TE Internal #: 926899-3

Power Contacts, Contact, 600 VAC, Tin, 16 – 13 AWG Wire Size, 1.31 – 2.63 mm<sup>2</sup> Wire Size, Wire & Cable, Crimp, Power, Pin, Universal MATE-N-LOK

[View on TE.com >](#)

Connectors > Power Connectors > Power Contacts



Power Contact Type: **Contact**

Operating Voltage: **600 VAC**

Contact Mating Area Plating Material: **Tin**

Wire Size: **1.31 – 2.63 mm<sup>2</sup>**

**Features**

**Product Type Features**

|                                    |              |
|------------------------------------|--------------|
| Compatible With Discrete Wire Type | Stranded     |
| Power Contact Type                 | Contact      |
| Connector & Contact Terminates To  | Wire & Cable |

**Electrical Characteristics**

|                   |         |
|-------------------|---------|
| Operating Voltage | 600 VAC |
|-------------------|---------|

**Contact Features**

|   |                  |
|---|------------------|
| Contact Shape & Form                                  | Split            |
| Contact Mating Area Plating Material                  | Tin              |
| Contact Current Rating (Max)                          | 19 A             |
| Contact Type  | Pin              |
| Contact Retention Within Housing                      | With             |
| Mating Pin Diameter                                   | 1.91 mm[.075 in] |
| Contact Base Material                                 | Phosphor Bronze  |
| Wire Contact Termination Area Plating Material        | Tin              |
| Wire Contact Termination Area Plating Material Finish | Matte            |



|                     |          |
|---------------------|----------|
| Contact Orientation | Straight |
|---------------------|----------|

### Termination Features

|                                    |       |
|------------------------------------|-------|
| Termination Method to Wire & Cable | Crimp |
|------------------------------------|-------|

### Mechanical Attachment

|                                       |               |
|---------------------------------------|---------------|
| Contact Retention Type Within Housing | Locking Lance |
|---------------------------------------|---------------|

|                         |         |
|-------------------------|---------|
| Wire Insulation Support | Without |
|-------------------------|---------|

### Dimensions

|           |                             |
|-----------|-----------------------------|
| Wire Size | 1.31 – 2.63 mm <sup>2</sup> |
|-----------|-----------------------------|

|                                      |                             |
|--------------------------------------|-----------------------------|
| Compatible Insulation Diameter Range | 3.3 – 5.08 mm [.13 – .2 in] |
|--------------------------------------|-----------------------------|

### Usage Conditions

|                             |                             |
|-----------------------------|-----------------------------|
| Operating Temperature Range | -55 – 105 °C [-67 – 221 °F] |
|-----------------------------|-----------------------------|

### Operation/Application

|                     |       |
|---------------------|-------|
| Circuit Application | Power |
|---------------------|-------|

### Industry Standards

|            |                    |
|------------|--------------------|
| CSA Rating | Certified, LR 7189 |
|------------|--------------------|

|           |            |
|-----------|------------|
| UL Rating | Recognized |
|-----------|------------|

|                 |              |
|-----------------|--------------|
| Agency/Standard | CSA, UL, VDE |
|-----------------|--------------|

### Packaging Features

|                    |      |
|--------------------|------|
| Packaging Quantity | 2500 |
|--------------------|------|

|                  |      |
|------------------|------|
| Packaging Method | Reel |
|------------------|------|

### Product Compliance

[For compliance documentation, visit the product page on TE.com>](#)

|                              |           |
|------------------------------|-----------|
| EU RoHS Directive 2011/65/EU | Compliant |
|------------------------------|-----------|

|                             |           |
|-----------------------------|-----------|
| EU ELV Directive 2000/53/EC | Compliant |
|-----------------------------|-----------|

|   |   |
|---|---|
| China RoHS 2 Directive MIIT Order No 32, 2016 | No Restricted Materials Above Threshold |
|---|---|

|  |  |
|--|--|
| EU REACH Regulation (EC) No. 1907/2006 | Current ECHA Candidate List: JUNE 2023 (235)<br>Candidate List Declared Against: JAN 2023 (233)<br>Does not contain REACH SVHC |
|--|--|

|                 |   |
|-----------------|---|
| Halogen Content | Low Halogen - Br, Cl, F, I < 900 ppm per homogenous material. Also BFR/CFR/PVC Free |
|-----------------|---|

Solder Process Capability

Not applicable for solder process capability

Product Compliance Disclaimer

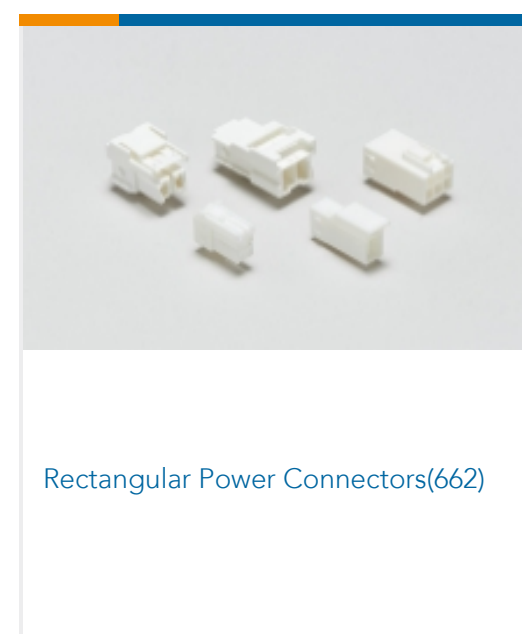




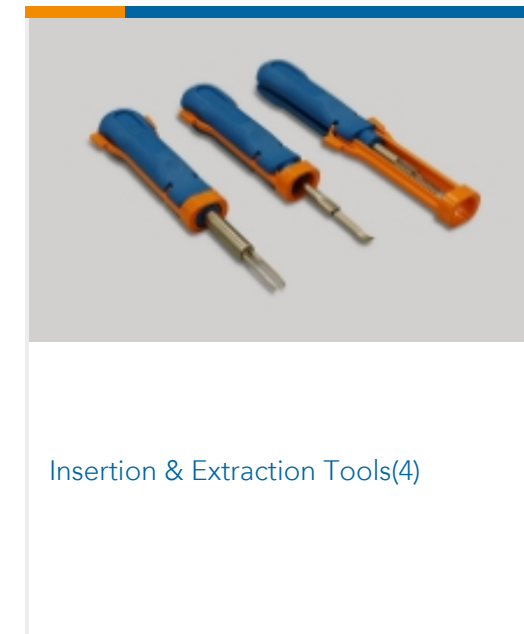

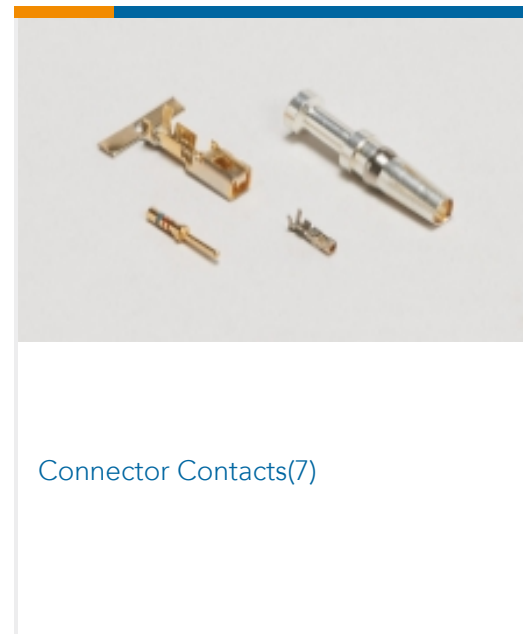

This information is provided based on reasonable inquiry of our suppliers and represents our current actual knowledge based on the information they provided. This information is subject to change. The part numbers that TE has identified as EU RoHS compliant have a maximum concentration of 0.1% by weight in homogenous materials for lead, hexavalent chromium, mercury, PBB, PBDE, DBP, BBP, DEHP, DIBP, and 0.01% for cadmium, or qualify for an exemption to these limits as defined in the Annexes of Directive 2011/65/EU (RoHS2). Finished electrical and electronic equipment products will be CE marked as required by Directive 2011/65/EU. Components may not be CE marked. Additionally, the part numbers that TE has identified as EU ELV compliant have a maximum concentration of 0.1% by weight in homogenous materials for lead, hexavalent chromium, and mercury, and 0.01% for cadmium, or qualify for an exemption to these limits as defined in the Annexes of Directive 2000/53/EC (ELV). Regarding the REACH Regulation, the information TE provides on SVHC in articles for this part number is based on the latest European Chemicals Agency (ECHA) 'Guidance on requirements for substances in articles' posted at this URL: <https://echa.europa.eu/guidance-documents/guidance-on-reach>

## Compatible Parts

|   |   |  |   |
|---|---|--|---|
|  <p>TE Part # 1-480705-2<br/>06P UNML CAP HSG RED</p>  |  <p>TE Part # 1-480708-9<br/>12P UMNL PLUG HSG BLK</p> |  <p>TE Part # 350784-1<br/>15P UMNL CAP HSG</p>           |  <p>TE Part # 926307-3<br/>6P UN-MNL AUFN-GEH</p>          |
|  <p>TE Part # 1-480704-2<br/>06P UMNL PLUG HSG RED</p> |  <p>TE Part # 926302-1<br/>10&amp; UNIV.M-N-L.PLUG</p> |  <p>TE Part # 1-350777-2<br/>02P UMNL V0 PLUG HSG RED</p> |  <p>TE Part # 1-350778-9<br/>02P UMNL V0 CAP HSG BLACK</p> |
|  <p>TE Part # 350735-1<br/>12P UMNL PLUG HSG</p>       |  <p>TE Part # 926302-3<br/>10P UN-MNL STECKGEH</p>     |  <p>TE Part # 926308-3<br/>8P UN-MNL AUFN-GEH</p>         |  <p>TE Part # 350736-1<br/>15P UMNL PLUG HSG</p>           |



Also in the Series | **Universal MATE-N-LOK**



Customers Also Bought

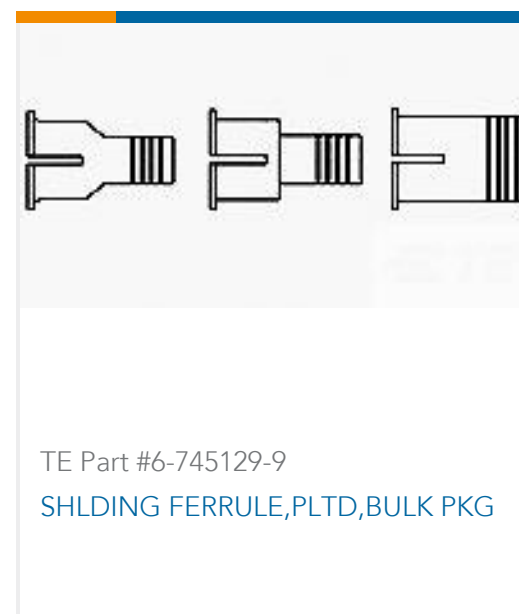




TE Part #776494-1  
AS 16, 8P PLUG ASSY, KEY 1



TE Part #953697-3  
3POS MQS REC



TE Part #6-745129-9  
SHLDING FERRULE,PLTD,BULK PKG



TE Part #770584-1  
18P MINI UMNL PLUG HSG



TE Part #180916-5  
FF 250 TAB HSG 1P NYLON BLACK



TE Part #926882-3  
UNIV.M-N-L.SOCKET



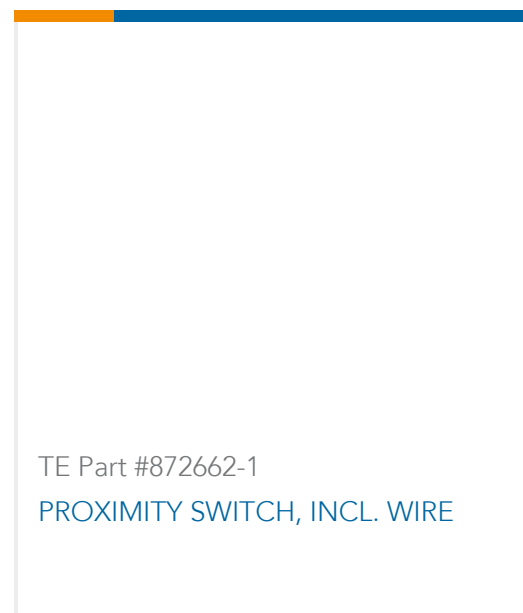
TE Part #927837-2  
SPT REC 6.3 Contact SRC Sn



TE Part #1544332-1  
LANGUETTE 8MM NG1



TE Part #282093-000  
44A0211-20-0



TE Part #872662-1  
PROXIMITY SWITCH, INCL. WIRE

## Documents

### Product Drawings

#### UNIV-MNL SPLIT ST

English

### CAD Files

#### 3D PDF

English

#### Customer View Model

[ENG\\_CVM\\_926899-3\\_K1.2d\\_dxf.zip](#)

English

#### Customer View Model

[ENG\\_CVM\\_926899-3\\_K1.3d\\_igs.zip](#)

English

#### Customer View Model

[ENG\\_CVM\\_926899-3\\_K1.3d\\_stp.zip](#)

English

#### 3D PDF

3D



**Customer View Model**

[ENG\\_CVM\\_CVM\\_926899-3\\_K.2d\\_dxf.zip](#)

English

**Customer View Model**

[ENG\\_CVM\\_CVM\\_926899-3\\_K.3d\\_igs.zip](#)

English

**Customer View Model**

[ENG\\_CVM\\_CVM\\_926899-3\\_K.3d\\_stp.zip](#)

English

By downloading the CAD file I accept and agree to the [Terms and Conditions](#) of use.

---

**Product Specifications**

[Application Specification](#)

English

---

**Product Environmental Compliance**

[Product Compliance](#)

English

[Product Compliance](#)

English

---

**Agency Approvals**

[VDE Certificate](#)

English