

(0.635 mm) .025"

**QMS-PC, QMS-RF SERIES**

# HIGH-SPEED COMBO RF & POWER

## SPECIFICATIONS

For complete specifications and recommended PCB layouts see [www.samtec.com?QMS](http://www.samtec.com?QMS)

**Insulator Material:**  
Liquid Crystal Polymer  
Terminal & Ground

**Plane Material:**  
Phosphor Bronze

**Plating:**  
Au over 50 μ" (1.27 μm) Ni  
(Tin on Ground Plane Tail)

**Current Rating:**  
Signal Contact:  
2.6 A per pin  
(2 pins powered)  
Power Contact:  
4.0 A per pin  
(4 pins powered per end)

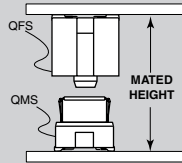
**Voltage Rating:**  
300 VAC mated with QFS  
**Operating Temp:**  
-55 °C to +125 °C

**RoHS Compliant:**  
Yes

**Board Mates:**  
QFS-PC, QFS-RA-PC,  
QFS-RF

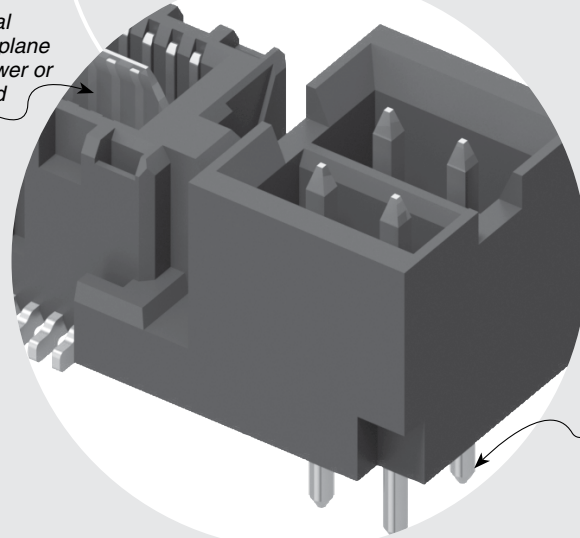
Integral metal plane for power or ground

## APPLICATION



QMS LEADSTYLE	MATED HEIGHT*
-05.75	(10.00) .394
-06.75	(11.00) .433

\*Processing conditions will affect mated height. See SO Series for board space tolerances.



Choice of Power and RF options

## PROCESSING

**Lead-Free Solderable:**  
Yes  
**SMT Lead Coplanarity:**  
(0.10 mm) .004" max (026-078)  
**Board Stacking:**  
For applications requiring more than two connectors per board, contact [ipg@samtec.com](mailto:ipg@samtec.com)

## RECOGNITIONS

For complete scope of recognitions see [www.samtec.com/quality](http://www.samtec.com/quality)



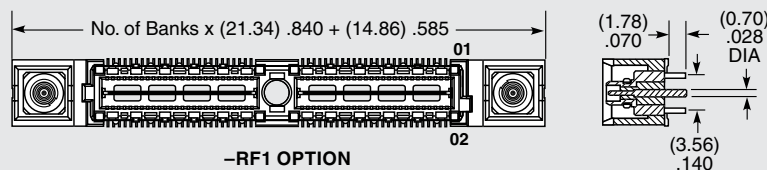
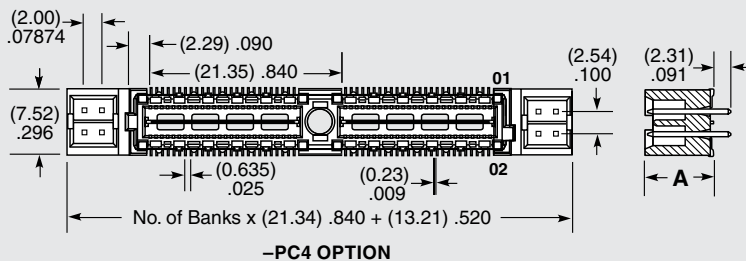
## ALSO AVAILABLE (MOQ Required)

- Other platings
- Differential Pairs
- Retention Pins
- 8 Power Pins/End for (1.60 mm) 0.62" thick board
- 4 or 8 Power Pins/End for (2.36 mm) .093" thick board
- 2 RF Connectors/End
- Hot Pluggable

**Note:**  
Some lengths, styles and options are non-standard, non-returnable.

QMS	NO. OF PINS PER ROW	LEAD STYLE	PLATING OPTION	D	END OPTION	"X"R
-026, -052, -078	(52 total pins per bank)	Specify LEAD STYLE from chart	-L = 10 μ" (0.25 μm) Gold on Signal Pins and Ground Plane (Tin on Signal Pin tails, and Ground Plane tails)		-PC4 = 4 Power Pins per End for (1.60 mm) .062" thick Board (not available with -RF1)  -RF1 = One RF Plug per End (-05.75 only, not available with -PC4)	-TR =Tape & Reel  -FR = Full Reel Tape & Reel (must order max. quantity per reel; contact Samtec for quantity breaks)

LEAD STYLE	A
-05.75	(5.38) .212
-06.75	(6.35) .250



## OTHER SOLUTIONS

