

Plug - SP-H 2,5/11 - 3210716

Please be informed that the data shown in this PDF Document is generated from our Online Catalog. Please find the complete data in the user's documentation. Our General Terms of Use for Downloads are valid (<http://download.phoenixcontact.com>)



Plug, Connection method: Spring-cage connection, Number of positions: 11, Cross section: 0.08 mm² - 4 mm², AWG: 28 - 12, Width: 57.2 mm, Height: 39 mm, Color: gray

The figure shows the 6-pos. version

Product Features

- Large-surface labeling option
- Tested for railway applications
- Practical coding option



Key commercial data

Packing unit	1 1
Minimum order quantity	10 1
Weight per Piece (excluding packing)	34.0 GRM
Custom tariff number	85366990
Country of origin	Poland

Technical data

General

Number of levels	1
Number of connections	1
Color	gray
Insulating material	PA
Inflammability class according to UL 94	V0
Area of application	Railway industry
	Mechanical engineering
	Plant engineering
Maximum load current	24 A (with 2.5 mm ² conductor cross section)
Rated surge voltage	6 kV

Plug - SP-H 2,5/11 - 3210716

Technical data

General

Pollution degree	3
Surge voltage category	III
Insulating material group	I
Connection in acc. with standard	IEC 61984
Nominal current I_N	24 A
Nominal voltage U_N	500 V
Open side panel	nein
Number of positions	11

Dimensions

Width	57.2 mm
Length	15.8 mm
Height	39 mm

Connection data

Conductor cross section solid min.	0.08 mm ²
Conductor cross section solid max.	4 mm ²
Conductor cross section AWG/kcmil min.	28
Conductor cross section AWG/kcmil max.	12
Conductor cross section stranded min.	0.08 mm ²
Conductor cross section stranded max.	2.5 mm ²
Min. AWG conductor cross section, stranded	28
Max. AWG conductor cross section, stranded	14
Conductor cross section stranded, with ferrule without plastic sleeve min.	0.14 mm ²
Conductor cross section stranded, with ferrule without plastic sleeve max.	2.5 mm ²
Conductor cross section stranded, with ferrule with plastic sleeve min.	0.14 mm ²
Conductor cross section stranded, with ferrule with plastic sleeve max.	2.5 mm ²
2 conductors with same cross section, stranded, TWIN ferrules with plastic sleeve, max.	0.5 mm ²
Connection method	Spring-cage connection
Stripping length	10 mm
Internal cylindrical gage	A3

Classifications

eCl@ss

eCl@ss 4.0	272607xx
eCl@ss 4.1	27260701

Plug - SP-H 2,5/11 - 3210716

Classifications

eCl@ss

eCl@ss 5.0	27260701
eCl@ss 5.1	27260701
eCl@ss 6.0	27141151
eCl@ss 7.0	27141151
eCl@ss 8.0	27141151

ETIM

ETIM 2.0	EC000897
ETIM 3.0	EC000897
ETIM 4.0	EC002021
ETIM 5.0	EC002021

UNSPSC

UNSPSC 6.01	30211802
UNSPSC 7.0901	39121402
UNSPSC 11	39121402
UNSPSC 12.01	39121402
UNSPSC 13.2	39121402

Approvals

Approvals

Approvals

CSA / UL Recognized / cUL Recognized / GOST / GOST / cULus Recognized


Ex Approvals

Approvals submitted


Approval details

Plug - SP-H 2,5/11 - 3210716


Approvals

CSA 

	B	C
mm ² /AWG/kcmil	26-12	26-12
Nominal current I _N	20 A	20 A
Nominal voltage U _N	300 V	300 V


UL Recognized 


	B	C
mm ² /AWG/kcmil	26-12	26-12
Nominal current I _N	20 A	20 A
Nominal voltage U _N	300 V	300 V

cUL Recognized 

	B	C
mm ² /AWG/kcmil	26-12	26-12
Nominal current I _N	20 A	20 A
Nominal voltage U _N	300 V	300 V

GOST 

GOST 

cULus Recognized 

Accessories

Accessories

Plug - SP-H 2,5/11 - 3210716

Accessories

Cable housing

Cable housing - PH 2,5/11 - 3209772



Cable housing, Length: 19.9 mm, Width: 57.2 mm, Height: 36.8 mm, Number of positions: 11, Color: gray

Cable housing - PH 2,5/12 - 3209785



Cable housing, Length: 19.9 mm, Width: 62.4 mm, Height: 36.8 mm, Number of positions: 12, Color: gray

Cable housing - PH 2,5/13 - 3209798



Cable housing, Length: 19.9 mm, Width: 67.6 mm, Height: 36.8 mm, Number of positions: 13, Color: gray

Cable housing - PH 2,5/14 - 3209808



Cable housing, Length: 19.9 mm, Width: 72.8 mm, Height: 36.8 mm, Number of positions: 14, Color: gray

Cable housing - PH 2,5/15 - 3209811



Cable housing, Length: 19.9 mm, Width: 78 mm, Height: 36.8 mm, Number of positions: 15, Color: gray

Plug - SP-H 2,5/11 - 3210716

Accessories

End cover

Flange cover - DF-SP-H 2,5 - 3209824



Flange cover, Length: 35.8 mm, Width: 4.5 mm, Height: 24.7 mm, Color: gray

Flange

Flange cover - DFS-SP-H 2,5 - 3061431



Flange cover, Length: 35.8 mm, Width: 4.5 mm, Height: 24.7 mm, Color: gray

Insulating sleeve

Insulating sleeve - MPS-IH WH - 0201663



Insulating sleeve, Color: white

Insulating sleeve - MPS-IH RD - 0201676



Insulating sleeve, Color: red

Plug - SP-H 2,5/11 - 3210716

Accessories

Insulating sleeve - MPS-IH BU - 0201689



Insulating sleeve, Color: blue

Insulating sleeve - MPS-IH YE - 0201692



Insulating sleeve, Color: yellow

Insulating sleeve - MPS-IH GN - 0201702



Insulating sleeve, Color: green

Insulating sleeve - MPS-IH GY - 0201728



Insulating sleeve, Color: gray

Insulating sleeve - MPS-IH BK - 0201731



Insulating sleeve, Color: black

Plug - SP-H 2,5/11 - 3210716

Accessories

Insulation stop sleeve - ISH 2,5/0,2 - 3002843



Insulation stop sleeve, Color: white

Insulation stop sleeve - ISH 2,5/0,5 - 3002856



Insulation stop sleeve, Color: gray

Insulation stop sleeve - ISH 2,5/1,0 - 3002869



Insulation stop sleeve, Color: black

Mounting material

Latching - PR - 3040559



Latching, Number of positions: 1, Color: orange

Latching - PR/2 - 3040630



Latching, Number of positions: 2, Color: orange

Plug - SP-H 2,5/11 - 3210716

Accessories

Latching - PRZ - 3040614



Latching, Length: 3 mm, Width: 5.2 mm, Number of positions: 2, Color: orange

Shield connection

Shield connection clamp - PSH 3- 6 - 3040591



Shield connection clamp, Color: black

Shield connection clamp - PSH 5-10 - 3040601



Shield connection clamp, Color: black

Strain relief

Strain relief - PZ/4 - 3040643



Strain relief, Number of positions: 4, Color: black

Test plug terminal block

Plug - SP-H 2,5/11 - 3210716

Accessories

Test plugs - MPS-MT - 0201744



Test plugs, Color: silver

Drawings

Circuit diagram

