

HDP26-24-35PN-L017 ✓ ACTIVE

DEUTSCH | DEUTSCH HD, DEUTSCH HDP

TE Internal #: HDP26-24-35PN-L017

Housing for Male Terminals, Wire-to-Wire, 35 Position, Sealable, Black, Wire & Cable, Power & Signal, Cable Mount (Free-Hanging)

[View on TE.com >](#)



Connectors > Automotive Connectors > Automotive Housings > DEUTSCH HDP20 Housings



Connector & Housing Type: **Housing for Male Terminals**

Mating Pin Diameter: 1.02 mm, 1.59 mm [.04 in, .063 in]

Connector System: **Wire-to-Wire**

Number of Positions: **35**

Sealable: **Yes**

[All DEUTSCH HDP20 Housings \(324\)](#)

Features

Product Type Features

Connector Shape	Circular
Connector & Housing Type	Housing for Male Terminals
Connector System	Wire-to-Wire
Sealable	Yes
Hybrid Connector	Yes
Primary Locking Feature	Contact Retainer
Connector & Contact Terminates To	Wire & Cable

Configuration Features

Blank Cavity Position	0
Connector Modification	Ring Adapter
Connector Seal Code	N Seal
Number of Positions	35

Electrical Characteristics



Operating Voltage	250 VAC
-------------------	---------

Nominal Voltage Architecture	12 V, 24 V, 48 V
------------------------------	------------------

Body Features

Cable Exit Angle	180°
------------------	------

Primary Product Color	Black
-----------------------	-------

Contact Features

Contact Size	Size 16, Size 20
--------------	------------------

Contact Type	Pin
--------------	-----

Mating Pin Diameter	1.02 mm, 1.59 mm [.04 in][.063 in]
---------------------	------------------------------------

Contact Current Rating (Max)	7.5 A, 13 A
------------------------------	-------------

Mechanical Attachment

Terminal Position Assurance	No
-----------------------------	----

Strain Relief	Add By Accessory
---------------	------------------

Mating Alignment Type	Guide Slot
-----------------------	------------

Mating Alignment	With
------------------	------

Connector Mounting Type	Cable Mount (Free-Hanging)
-------------------------	----------------------------

Housing Features

Housing Material	PA GF
------------------	-------

Dimensions

Connector Height	49.53 mm [1.95 in]
------------------	--------------------

Product Width	49.53 mm [1.95 in]
---------------	--------------------

Product Length	42.55 mm [1.675 in]
----------------	---------------------

Compatible Insulation Diameter Range	1.02 – 2.41 mm, 2.54 – 3.4 mm [.04 – .095 in][.1 – .134 in]
--------------------------------------	---

Usage Conditions

Operating Temperature (Max)	125 °C [257 °F]
-----------------------------	-----------------

Operating Temperature Range	-55 – 125 °C [-67 – 257 °F]
-----------------------------	-----------------------------

Operation/Application

Circuit Application	Power & Signal
---------------------	----------------

Industry Standards

Degree of Protection	IP67
----------------------	------

UL Flammability Rating	20mm Flame Test per Standard UL-94
------------------------	------------------------------------



Packaging Features

Packaging Method	Box
------------------	-----

Other

Serviceable	Yes
-------------	-----

Connector Position Assurance Capable	No
--------------------------------------	----

Product Compliance

[For compliance documentation, visit the product page on TE.com>](#)

EU RoHS Directive 2011/65/EU	Compliant
------------------------------	-----------

EU ELV Directive 2000/53/EC	Compliant
-----------------------------	-----------

China RoHS 2 Directive MIIT Order No 32, 2016	No Restricted Materials Above Threshold
---	---

EU REACH Regulation (EC) No. 1907/2006	<p>Current ECHA Candidate List: JUNE 2023 (235) Candidate List Declared Against: JAN 2023 (233) SVHC > Threshold: Octamethylcyclotetrasiloxane (D4) (.4% in Component Part)</p> <p>Article Safe Usage Statements: Wash thoroughly after handling. Recycle if possible and dispose of the article by following all applicable governmental regulations relevant to your geographic location.</p>
--	---

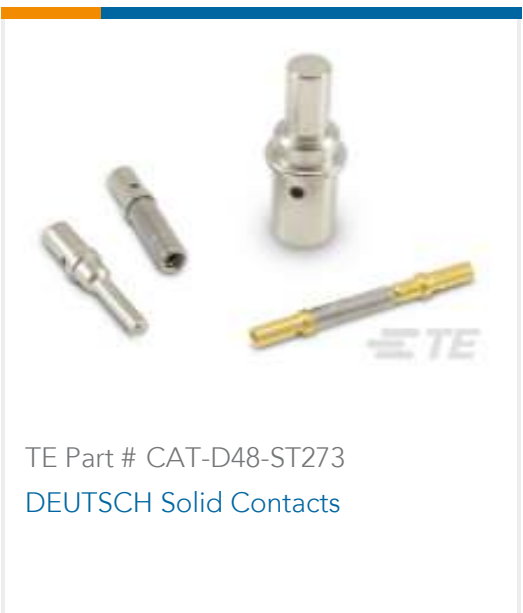
Halogen Content	Not Low Halogen - contains Br or Cl > 900 ppm.
-----------------	--

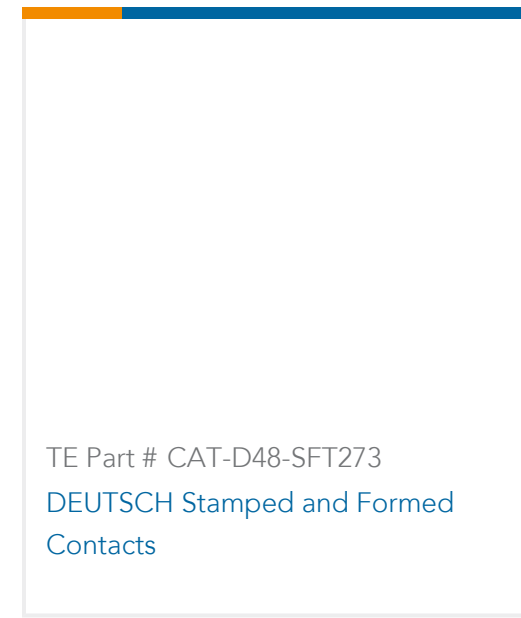

Solder Process Capability	Not reviewed for solder process capability
---------------------------	--

Product Compliance Disclaimer


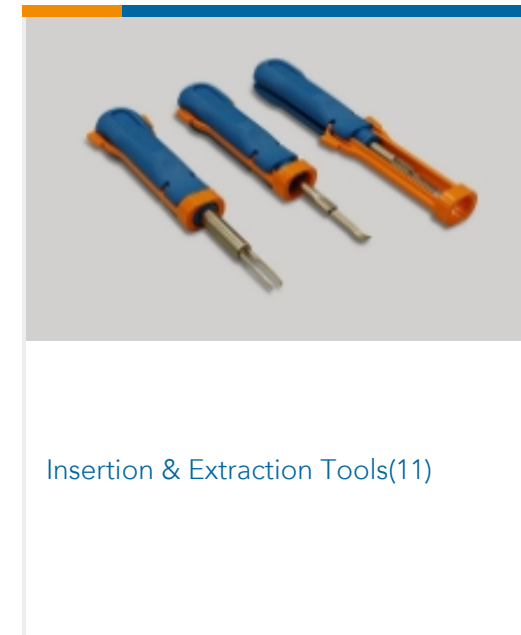

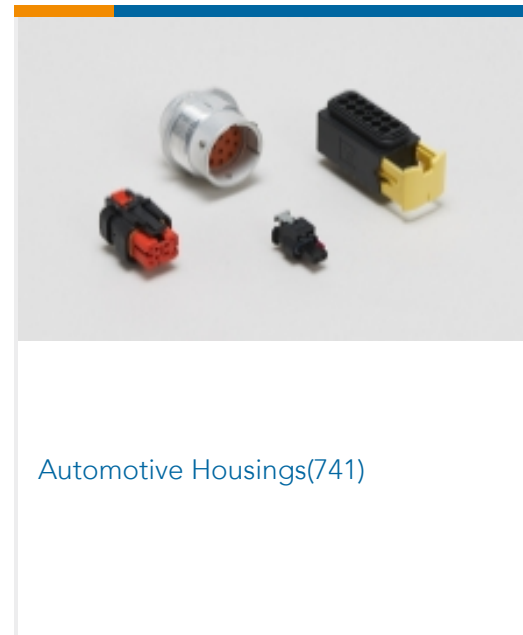
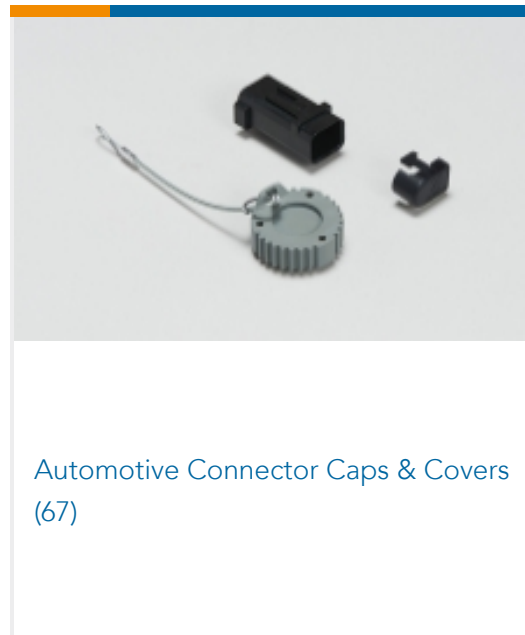
This information is provided based on reasonable inquiry of our suppliers and represents our current actual knowledge based on the information they provided. This information is subject to change. The part numbers that TE has identified as EU RoHS compliant have a maximum concentration of 0.1% by weight in homogenous materials for lead, hexavalent chromium, mercury, PBB, PBDE, DBP, BBP, DEHP, DIBP, and 0.01% for cadmium, or qualify for an exemption to these limits as defined in the Annexes of Directive 2011/65/EU (RoHS2). Finished electrical and electronic equipment products will be CE marked as required by Directive 2011/65/EU. Components may not be CE marked. Additionally, the part numbers that TE has identified as EU ELV compliant have a maximum concentration of 0.1% by weight in homogenous materials for lead, hexavalent chromium, and mercury, and 0.01% for cadmium, or qualify for an exemption to these limits as defined in the Annexes of Directive 2000/53/EC (ELV). Regarding the REACH Regulation, the information TE provides on SVHC in articles for this part number is based on the latest European Chemicals Agency (ECHA) 'Guidance on requirements for substances in articles' posted at this URL: <https://echa.europa.eu/guidance-documents/guidance-on-reach>

Compatible Parts

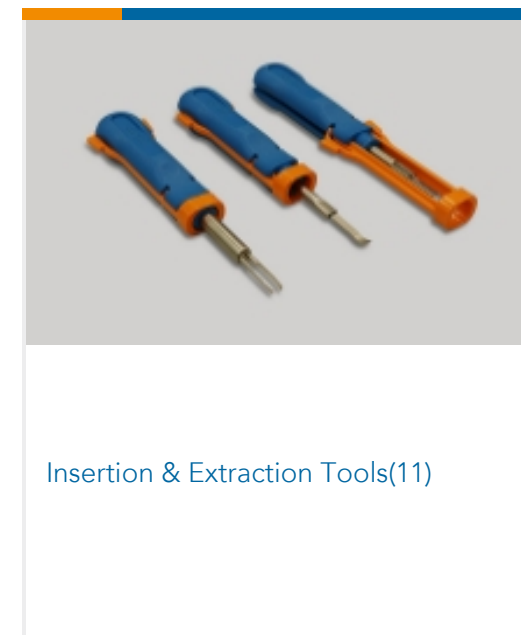

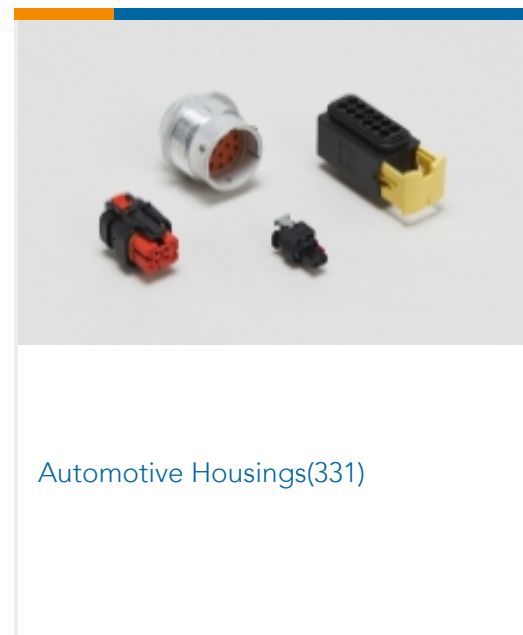
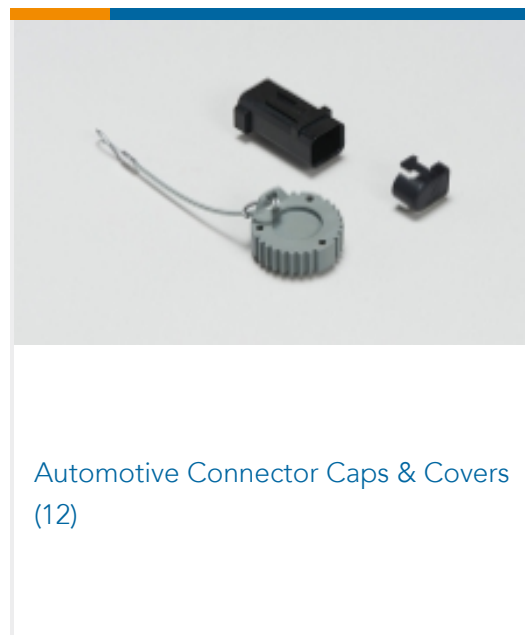




Also in the Series | **DEUTSCH HD**



Also in the Series | **DEUTSCH HDP**





Other Automotive Connector Accessories(5)

Customers Also Bought



TE Part #HDP24-24-47SE
DEUTSCH HDP20 Housings



TE Part #DT06-2S-CE06
PLG, 2P, BLK, E, SEAL RET



TE Part #DT04-2P-P049
REC, 2P, GRY, 4700 OHM RESISTOR, AU

Documents

Product Drawings

[PLG, 35P, BLK, N, RNG, 16/20, P](#)

English

CAD Files

[3D PDF](#)

3D

Customer View Model

[ENG_CVM_CVM_HDP26-24-35PN-L017_D.2d_dxf.zip](#)

English

Customer View Model

[ENG_CVM_CVM_HDP26-24-35PN-L017_D.3d_igs.zip](#)

English

Customer View Model

[ENG_CVM_CVM_HDP26-24-35PN-L017_D.3d_stp.zip](#)

English

By downloading the CAD file I accept and agree to the [Terms and Conditions](#) of use.

Product Specifications

[Application Specification](#)

English

Agency Approvals

[UL Report](#)

English

HDP26-24-35PN-L017

Housing for Male Terminals, Wire-to-Wire, 35 Position, Sealable, Black, Wire & Cable,
Power & Signal, Cable Mount (Free-Hanging)

