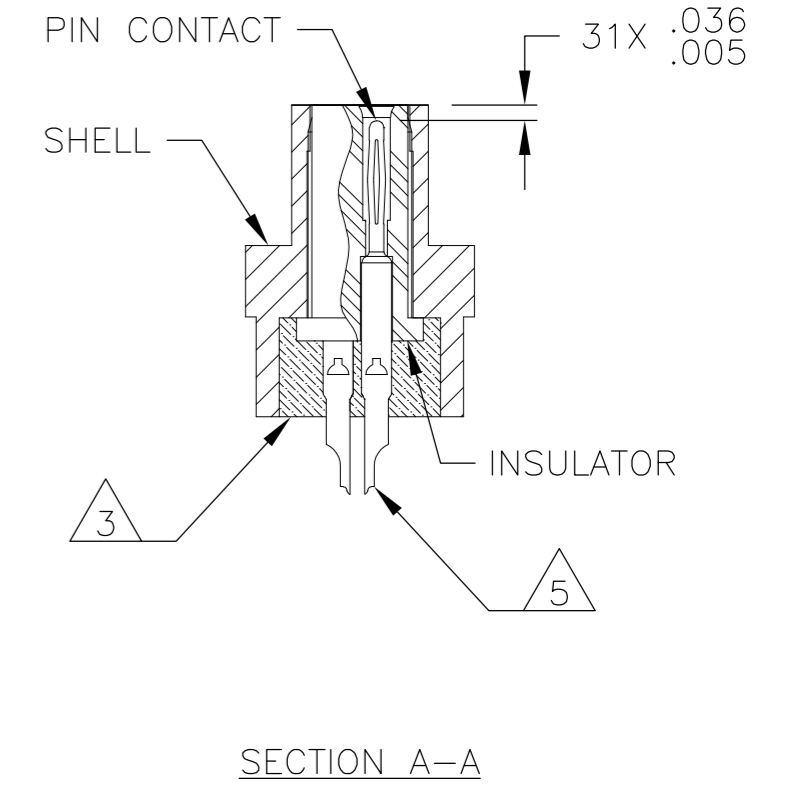
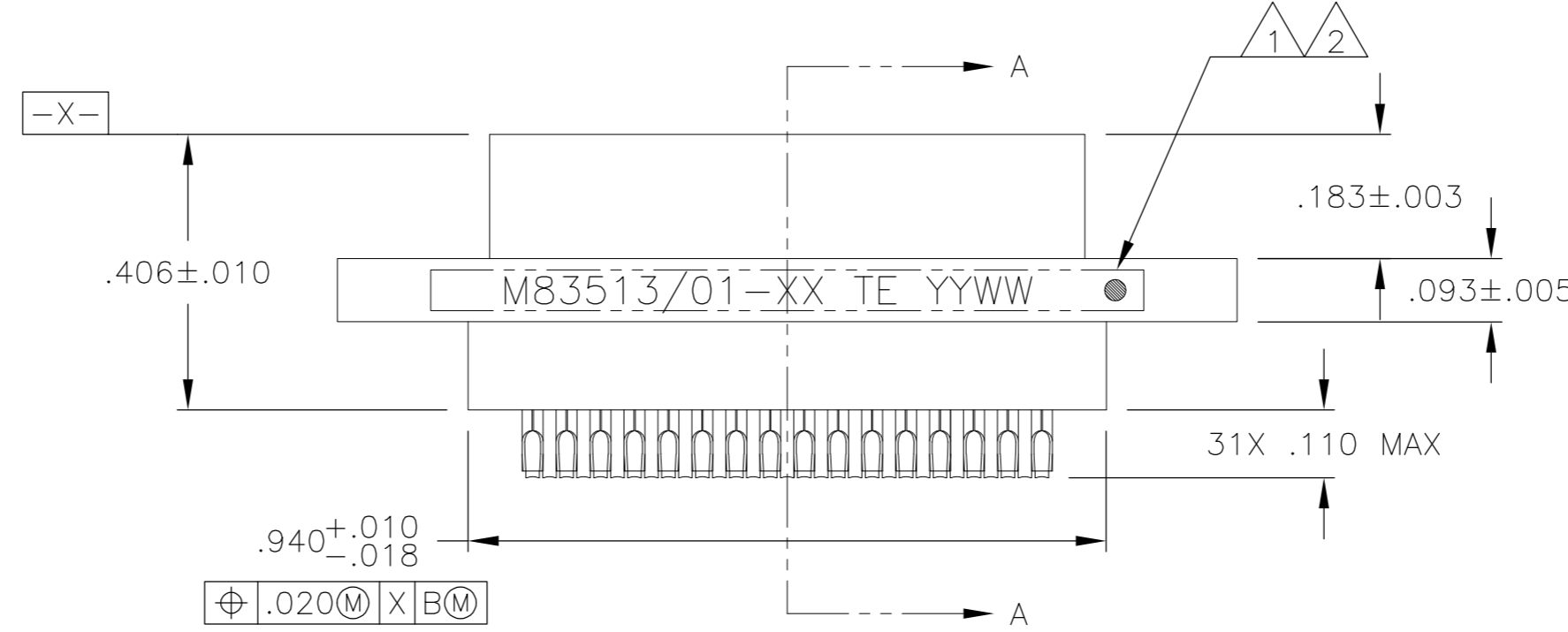
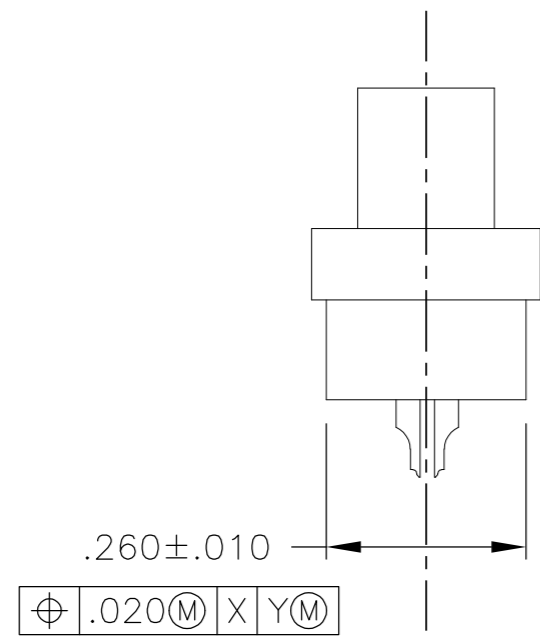
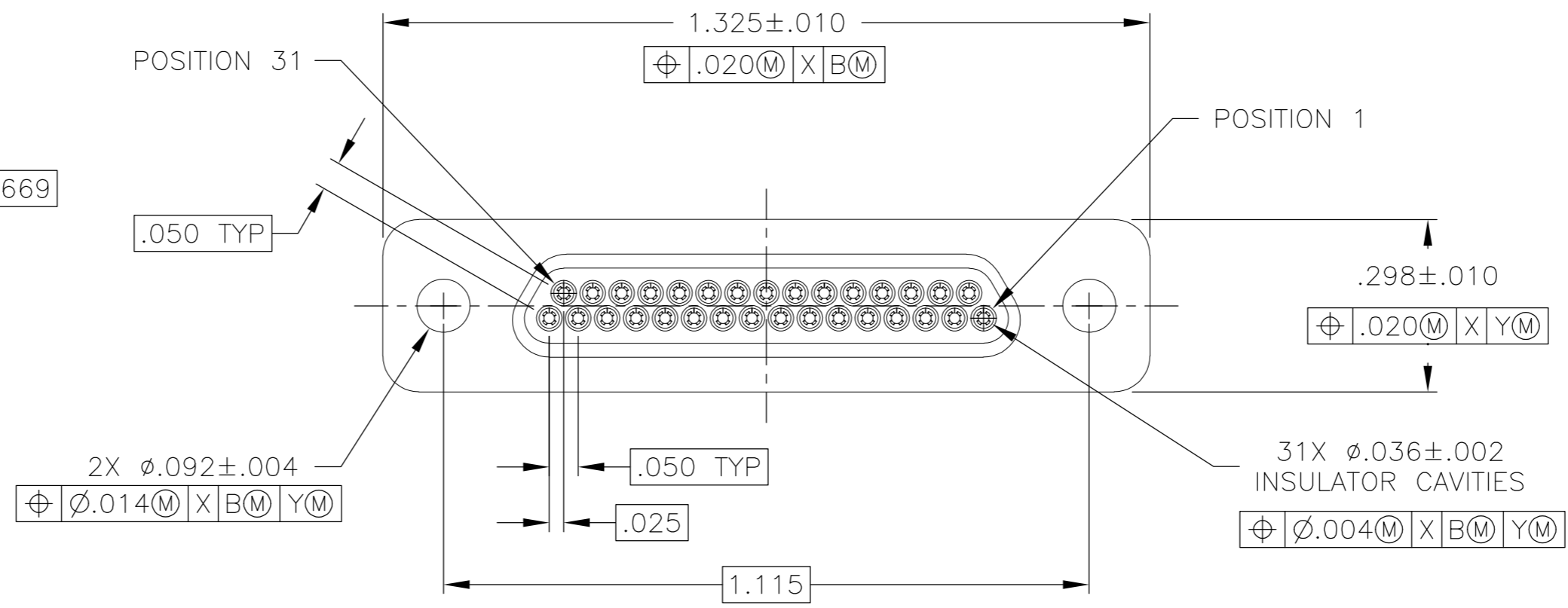
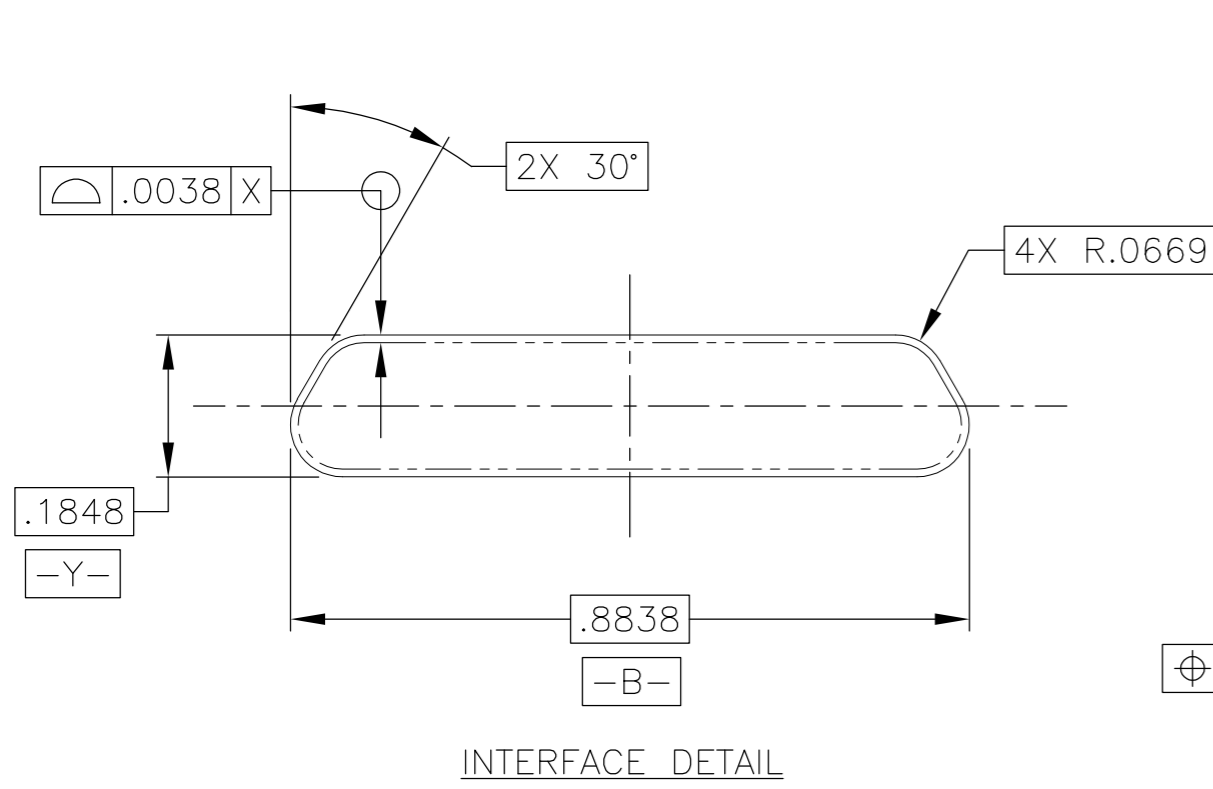


THIS DRAWING IS UNPUBLISHED. RELEASED FOR PUBLICATION
 © COPYRIGHT - By - ALL RIGHTS RESERVED.

REVISIONS				
P	LTR	DESCRIPTION	DATE	APVD
B		UPDATE PER ECO-16-002588	24 FEB 16	CAS CAS



- 1 CONNECTOR SHALL BE MARKED IN ACCORDANCE WITH METHOD I OF MIL-STD-1285. MARKING SHALL CONTAIN THE MILITARY PIN, CAGE CODE (OR TE), AND DATE CODE. EXAMPLE: M83513/01-XX TE YYWW (WHERE XX IS PART OF THE PIN SHOWN IN THE "MIL-DTL-83513" COLUMN OF THE PART NUMBER TABLE, AND YYWW IS THE DATE CODE). TEXT HEIGHT SHALL BE .035 INCH MINIMUM.
- 2 POSITION 1 SHALL BE INDICATED BY AN IDENTIFIABLE MARK, LOCATED APPROXIMATELY AS SHOWN ON THE POSITION 1 SIDE OF THE CONNECTOR FLANGE. THIS MARK SHALL BE INCLUDED AS PART OF THE PART MARKING INFORMATION.
- 3 EPOXY ENCAPSULATION. EPOXY MAY WICK .050 INCH MAX FOR SOLDER CUPS.
- 4 ALL DIMENSIONS AND REQUIREMENTS ARE PER MIL-DTL-83513/1
- 5 CHAMFER ON SOLDER POTS ARE PARALLEL WITH THE SIDE OF CONNECTOR WITHIN 10°

THIS DRAWING IS A CONTROLLED DOCUMENT.		DWN B. ROMANCHUK 03 SEP 08	TE Connectivity	
DIMENSIONS: INCHES		CHK -	NAME M. STORRY 03 SEP 08	
TOLERANCES UNLESS OTHERWISE SPECIFIED:		PRODUCT SPEC		
0 PLC ± -		APPLICATION SPEC		
1 PLC ± -		WEIGHT -		
2 PLC ± .010		SIZE A2		
3 PLC ± .005		CAGE CODE 98278		
4 PLC ± -		DRAWING NO. 1532213		
ANGLES ± 1°		RESTRICTED TO -		
FINISH -		SCALE 4:1		
MATERIAL SEE NOTES		SHEET 1 of 2		
		REV B		

4

3

2

1

THIS DRAWING IS UNPUBLISHED. RELEASED FOR PUBLICATION
© COPYRIGHT - By - ALL RIGHTS RESERVED.

REVISIONS				
P	LTR	DESCRIPTION	DATE	APVD
-	-	SEE SHEET 1	-	-

TE			
PART NUMBER	MIL-DTL-83513 PIN	MICRODOT P/N	MCKS DESCRIPTION
1532213-1	M83513/01-EN	094-6525-0000	MCKS-N1-B-31PS
1532213-2	M83513/01-EC	094-6535-0000	MCKS-C2-B-31PS

THIS DRAWING IS A CONTROLLED DOCUMENT.

DWN B. ROMANCHUK 03 SEP 08
CHK -

APVD M. STORRY 03 SEP 08

TE Connectivity

NAME: PLUG ASSEMBLY, MICRO-D PER MIL-DTL-83513/01, MCKS SERIES, 31 POSITION

PRODUCT SPEC: -
APPLICATION SPEC: -

SIZE: A2 CAGE CODE: 98278 DRAWING NO: 1532213 RESTRICTED TO: -

MATERIAL: - FINISH: - WEIGHT: -

CUSTOMER DRAWING SCALE: 4:1 SHEET: 2 OF 2 REV: B

TOLERANCES UNLESS OTHERWISE SPECIFIED:
0 PLC ± -
1 PLC ± -
2 PLC ± -
3 PLC ± -
4 PLC ± -
ANGLES ± -

D

D

C

C

B

B

A

A

1532213