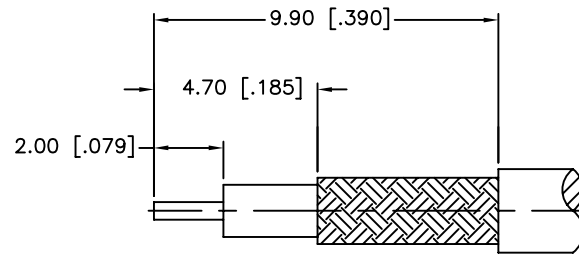
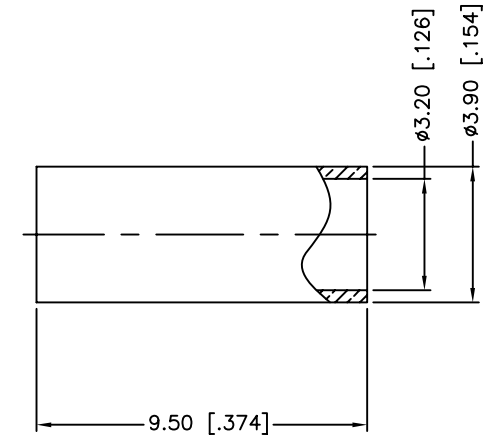
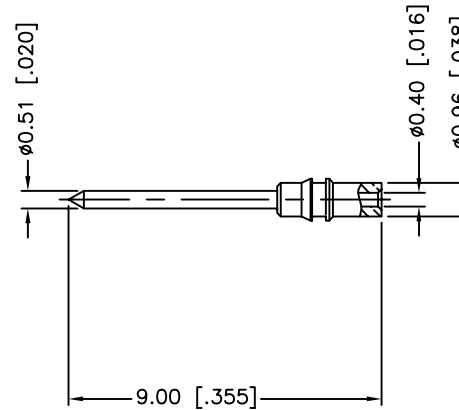
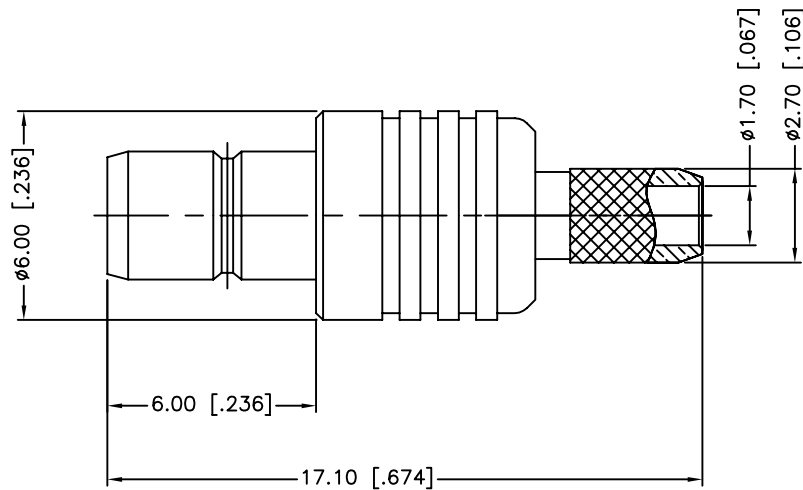
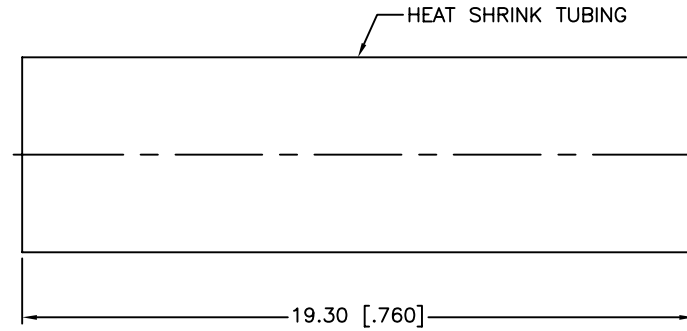


REV.	DATE	ECR NO.	DESCRIPTION
NC	10/20/09	XXXXXX	INITIAL RELEASE



RECOMMENDED
CABLE STRIPPING DIM'S



1. CRIMPED FERRULE
HEX CRIMP SIZE .128"
2. CRIMPED CONTACT PIN
SQ. CRIMP SIZE 0.7mm

DESCRIPTION	MATERIAL	FINISH	QTY
7	HEAT SHRINK TUBING	BLACK	1
6	FERRULE	BRASS	GOLD
5	CONTACT PIN	BRASS	GOLD
4	BARREL	BRASS	GOLD
3	INSULATOR	PTFE	NATURAL
2	INSULATOR	PTFE	NATURAL
1	BODY	BRASS	GOLD

UNLESS OTHERWISE SPECIFIED DIMENSIONS ARE IN MILLIMETERS. DIMENSIONS IN [] ARE IN INCHES AND FOR CUSTOMER REFERENCE ONLY.

UNLESS OTHERWISE SPECIFIED TOLERANCES FOR MILLIMETERS ARE:
0.5 - 8mm ± 0.20mm
8 - 30mm ± 0.40mm
30 - 120mm ± 0.50mm

UNLESS OTHERWISE SPECIFIED TOLERANCES FOR INCHES ARE:
.020 - .315 = ± 0.007"
.315 - 1.180 = ± 0.015"
1.180 - 4.724 = ± 0.020"

DO NOT SCALE DRAWING

APPROVALS	DATE
DRAWN M.ZHANG	10/20/09
CHECKED	
ISSUED	
SHEET 1 OF 1	
CAD FILE C:/CONNEX/142189-75.DWG	

Amphenol Connex

PART DESCRIPTION
**SMB CRIMP JACK
(FOR RG-179/U CABLE)**

PART NO. **142189-75**

DWG. NO. 142189-75.DWG	REV. NC	SIZE A	SCALE NA
------------------------	---------	--------	----------