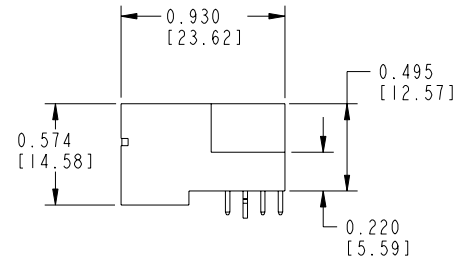
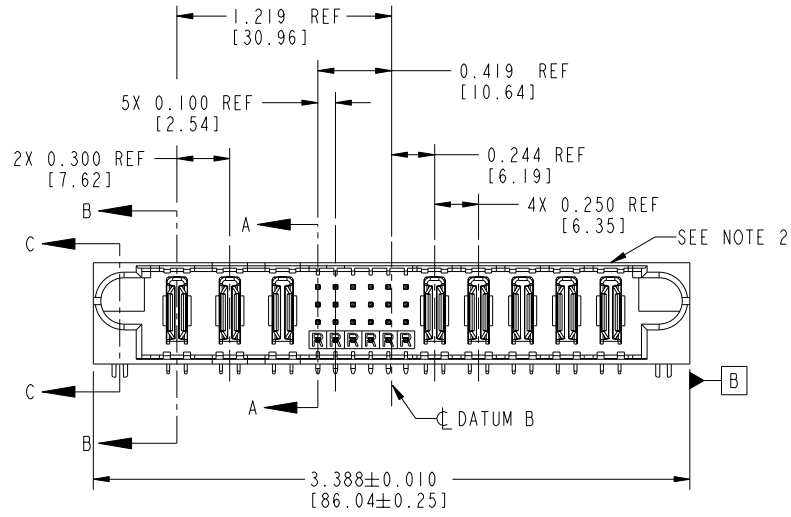


Tous droits strictement réservés. Reproduction ou communication à des tiers interdite sous quelque forme que ce soit sans autorisation écrite du propriétaire. Propriété de c FCI. Droits de reproduction FCI.

All rights strictly reserved. Reproduction or issue to third parties in any form whatever is not permitted without written authority from the proprietor. Property of FCI. Copyright FCI.

PRODUCT NUMBER
51694-00X_
SEE SHEET 3



CONFIDENTIAL

| mat'l code | | | | SEE NOTES | | tolerances unless otherwise specified | | CUSTOMER COPY | | FCI www.fciconnect.com | |
|-------------|----------------|-------|----------|-----------|----------------------|---------------------------------------|-----------|---------------|---|------------------------|--|
| ltr | ecn no. | dr | date | linear | .XX±.01/.X±.3 | projection | | | title 3ACP + 24S + 5P RIGHT ANGLE SOLDER HEADER | | |
| A | V02393 | JRW | 10-27-00 | | .XXX±.005/.X±.13 | | INCH/MM | | product family PwrBlade code 213 | | |
| B | V20649 | DAI | 04-12-02 | | .XXX±.0020/.XXX±.051 | | scale 1:1 | | size dwg no 51694 sheet 1 of 4 | | |
| C | DG05-0212 | SJ | 07/07/05 | angles | 0°±2° | chr | J. BROWN | 04-24-00 | | | |
| D | DG05-0415 | GudJM | 10/25/05 | dr | | appr | J. BROWN | 04-24-00 | | | |
| E | DG06-0011 | CS | 01/09/06 | chr | | | J. BROWN | 04-24-00 | | | |
| sheet index | revision sheet | E | E | E | | | | | | | |
| | | 1 | 2 | 3 | | | | | | | |

THIS FILE WAS ORIGINALLY CREATED IN THE PRO ENGINEER ENVIRONMENT AND ANY FUTURE REVISIONS TO THIS FILE MUST BE MADE IN THE PRO ENGINEER ENVIRONMENT

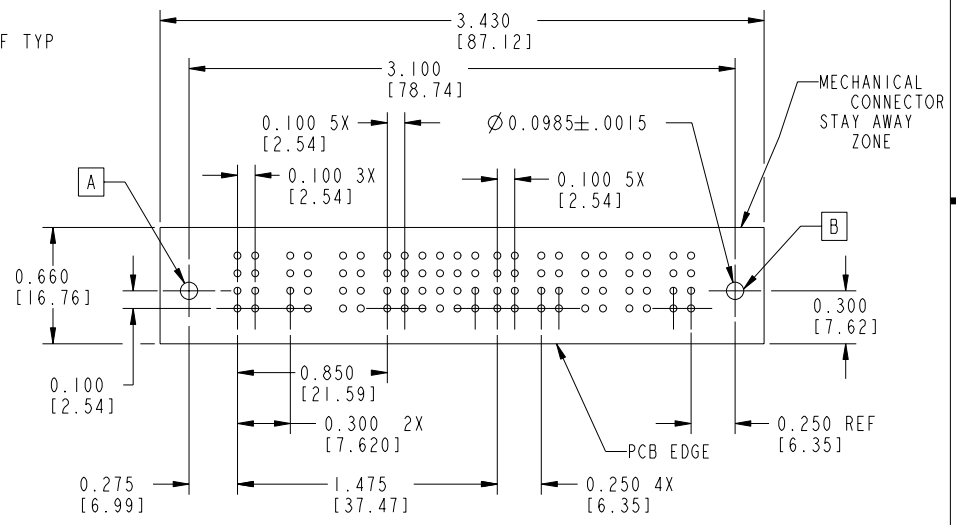
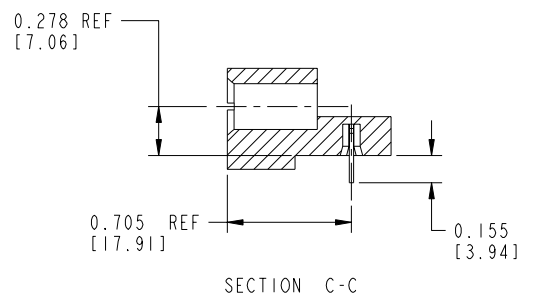
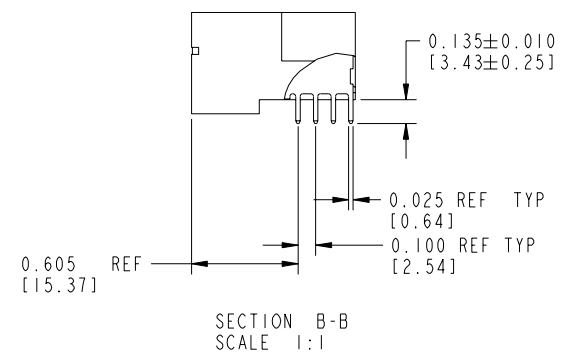
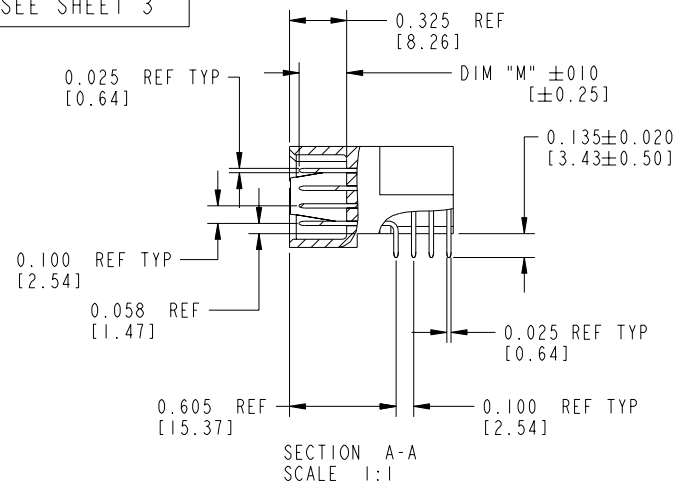
cage code 22526 4

Pro/E

Tous droits strictement réservés. Reproduction ou communication a des tiers interdite sous quelque forme que ce soit sans autorisation écrite du propriétaire. Propriété de c FCI. Droits de reproduction FCI.

All rights strictly reserved. Reproduction or issue to third parties in any form whatever is not permitted without written authority from the proprietor. Property of FCI. Copyright FCI.

PRODUCT NUMBER
51694-00X_
SEE SHEET 3



RECOMMENDED PCB LAYOUT

CONFIDENTIAL

| | | | | | | | | | |
|-------------|----------------|-----------|------|---------------------------------------|-----------------------|------------|----------------|--|--------|
| mat'l code | | SEE NOTES | | tolerances unless otherwise specified | | CUSTOMER | | www.fciconnect.com | |
| ltr | ecn no. | dr | date | linear | .XX±.01/.X±.3 | projection | title | 3ACP + 24S + 5P RIGHT ANGLE SOLDER HEADER | |
| E | | | | angles | .XXX±.005/.X±.13 | | | | |
| | | | | dr | .XXXX±.0020/.XXX±.051 | INCH/MM | product family | PwrBlade | code |
| | | | | enr | 0°±2° | scale | size | dwg no | 213 |
| | | | | chr | | 1:1 | A | 51694 | sheet |
| | | | | appd | | | | | 2 of 4 |
| sheet index | revision sheet | | | | | | | | |

cage code 22526 4

Pro/E

PDM: Rev:E

STATUS:Released

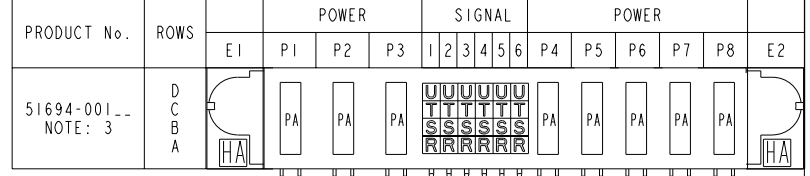
Printed: Dec 20, 2010

Tous droits strictement réservés. Reproduction ou communication a des tiers interdite sous quelque forme que ce soit sans autorisation écrite du propriétaire. Propriété de c FCI. Droits de reproduction FCI.

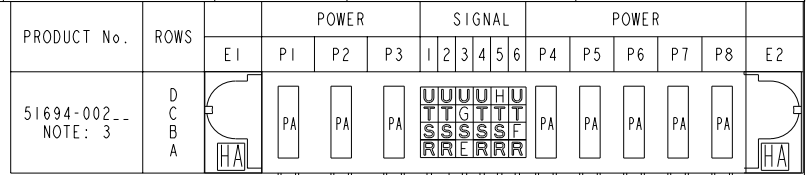
All rights strictly reserved. Reproduction or issue to third parties in any form whatever is not permitted without written authority from the proprietor. Property of FCI. Copyright FCI.

PRODUCT NUMBER
51694-00X--
NOTE: 3

| ITEM NO. | QTY | DIM "M" MATING LENGTH ±.010 | | CONTACT TYPE | PLATING FOR MATING | PLATING FOR TAIL |
|----------|-----|-----------------------------|--------|--------------|--------------------|------------------|
| PA | 8 | N/A | [N/A] | POWER | 30u'' [.76um]Au | SnPb |
| R | 6 | 0.270 | [6.86] | SIGNAL | 30u'' [.76um]Au | 30u'' [.76um]Au |
| S | 6 | 0.270 | [6.86] | SIGNAL | 30u'' [.76um]Au | 30u'' [.76um]Au |
| T | 6 | 0.270 | [6.86] | SIGNAL | 30u'' [.76um]Au | 30u'' [.76um]Au |
| U | 6 | 0.270 | [6.86] | SIGNAL | 30u'' [.76um]Au | 30u'' [.76um]Au |
| HA | 2 | N/A | [N/A] | HOLD-DOWN | N/A [N/A] | SnPb |



| ITEM NO. | QTY | DIM "M" MATING LENGTH ±.010 | | CONTACT TYPE | PLATING FOR MATING | PLATING FOR TAIL |
|----------|-----|-----------------------------|--------|--------------|--------------------|------------------|
| PA | 8 | N/A | [N/A] | POWER | 30u'' [.76um]Au | SnPb |
| R | 5 | 0.270 | [6.86] | SIGNAL | 30u'' [.76um]Au | 30u'' [.76um]Au |
| S | 5 | 0.270 | [6.86] | SIGNAL | 30u'' [.76um]Au | 30u'' [.76um]Au |
| T | 5 | 0.270 | [6.86] | SIGNAL | 30u'' [.76um]Au | 30u'' [.76um]Au |
| U | 5 | 0.270 | [6.86] | SIGNAL | 30u'' [.76um]Au | 30u'' [.76um]Au |
| H | 1 | 0.220 | [5.59] | SIGNAL | 30u'' [.76um]Au | 30u'' [.76um]Au |
| G | 1 | 0.220 | [5.59] | SIGNAL | 30u'' [.76um]Au | 30u'' [.76um]Au |
| E | 1 | 0.220 | [5.59] | SIGNAL | 30u'' [.76um]Au | 30u'' [.76um]Au |
| F | 1 | 0.220 | [5.59] | SIGNAL | 30u'' [.76um]Au | 30u'' [.76um]Au |
| HA | 2 | N/A | [N/A] | HOLD-DOWN | N/A [N/A] | SnPb |



| | | | | | | | | | | | | | | | | |
|-------------|----------------|----|------|-----------|----------------------|------------|----------|---------------------------------------|------------|-------------------------|--|----------|--|----------|--|--|
| mat'l code | | | | SEE NOTES | | | | tolerances unless otherwise specified | | | | CUSTOMER | | | | |
| ltr | ecn no. | dr | date | linear | .XX±.01/.X±.3 | | | | COPY | | | | www.fciconnect.com title 3ACP + 24S + 5P RIGHT ANGLE SOLDER HEADER | | | |
| E | | | | | .XXX±.005/.X±.13 | | | | projection | | | | | | | |
| | | | | | .XXX±.0020/.XXX±.051 | | | | | | | | | | | |
| | | | | | angles | 0°±2° | | | | | | | | | | |
| | | | | | dr | M. GALLUPS | 04-24-00 | | | product family PwrBlade | | | | code 213 | | |
| | | | | enr | J. BROWN | 04-24-00 | | | size | | | | sheet 3 of 4 | | | |
| | | | | chr | J. BROWN | 04-24-00 | | | scale 1:1 | | | | dwg no 51694 | | | |
| | | | | appd | J. BROWN | 04-24-00 | | | | | | | | | | |
| sheet index | revision sheet | | | | | | | | | | | | | | | |

cage code 22526 4

Pro/E

PDM: Rev:E

STATUS:Released

Printed: Dec 20, 2010

Tous droits strictement réservés. Reproduction ou communication a des tiers interdite sous quelque forme que ce soit sans autorisation écrite du propriétaire. Propriété de c FCI. Droits de reproduction FCI.



All rights strictly reserved. Reproduction or issue to third parties in any form whatever is not permitted without written authority from the proprietor. Property of FCI. Copyright FCI.

PRODUCT NUMBER
51694-00X_
NOTE: 3

- CONNECTOR- NOTES:
- HOUSING MATERIAL: UL 94 V-0 GLASS FILLED HIGH-TEMP THERMOPLASTIC, FLAME RETARDANT PER UL94 V-0
SIGNAL PIN MATERIAL: COPPER ALLOY BRONZE
POWER CONTACT MATERIAL: COPPER ALLOY
 - MANUFACTURER'S NAME, P/N, AND DATE CODE TO APPEAR ON THIS SURFACE
 - PLATING:

51694-00X,51694-00XLF,PLATING SPEC SEE PRINT:100064183.
 - PRODUCT SPECIFICATION GS-12-149 PER GS-01-001
- PCB NOTES
- ALL DIMENSIONS ARE BASIC UNLESS OTHERWISE SPECIFIED.
 - ALL THROUGH HOLES ARE LOCATED WITH A TRUE POSITION OF .004
 - ALL HOLE DIAMETERS ARE FINISHED HOLE SIZE
 - Ø0.098 THROUGH HOLES ARE UNPLATED
 - Ø.0453/1.151 DRILLED HOLES
PLATED WITH .0003/.007 MIN SnPb
OVER .001/1.03 to .003/.08 Cu PLATING TO ACHIEVE
A .040±.003/1.02±.08 HOLE

CONFIDENTIAL

| | | | | | | | | | |
|-------------|----------------|-----------|------|---------------------------------------|----------------------|----------|--|---|--|
| mat'l code | | SEE NOTES | | tolerances unless otherwise specified | | CUSTOMER | |  www.fciconnect.com | |
| ltr | ecn no. | dr | date | linear | .XX±.01/.X±.3 | COPY | | projection | title |
| E | | | | | .XXX±.005/.X±.13 | INCH/MM | |  | 3ACP + 24S + 5P RIGHT ANGLE SOLDER HEADER |
| | | | | angles | .XXX±.0020/.XXX±.051 | scale | | product family | code |
| | | | | dr | 0°±2° | 1:1 | | PwrBlade | 213 |
| | | | | enr | M. GALLUPS 04-24-00 | A | | size | sheet |
| | | | | chr | J. BROWN 04-24-00 | | | 51694 | 4 of 4 |
| | | | | appd | J. BROWN 04-24-00 | | | | |
| sheet index | revision sheet | | | | | | | | |

cage code 22526 4