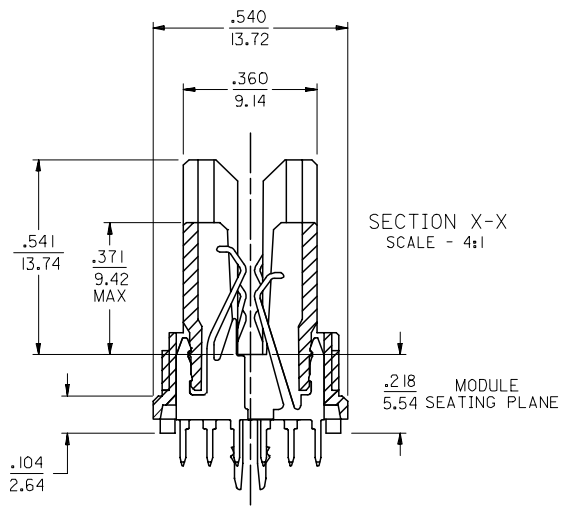
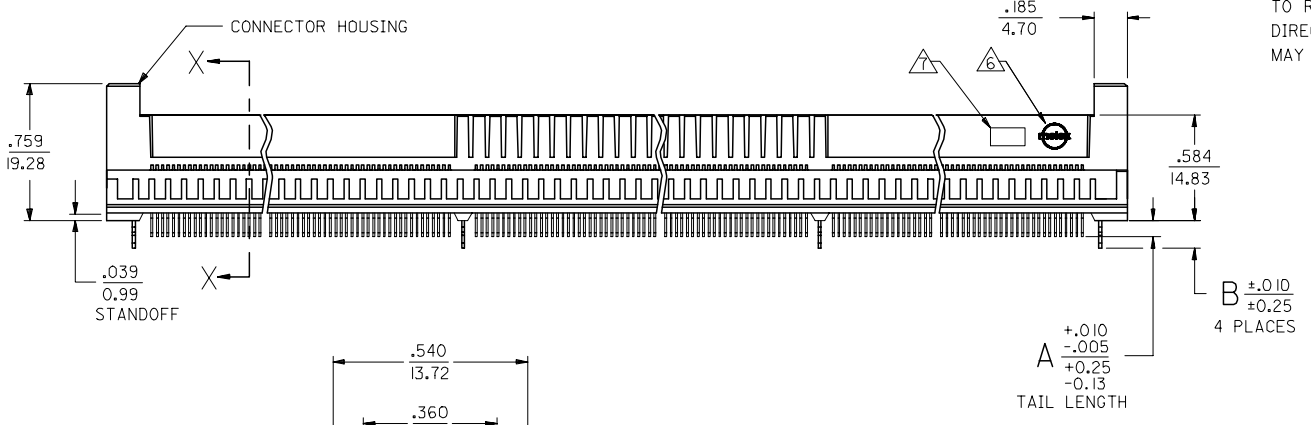
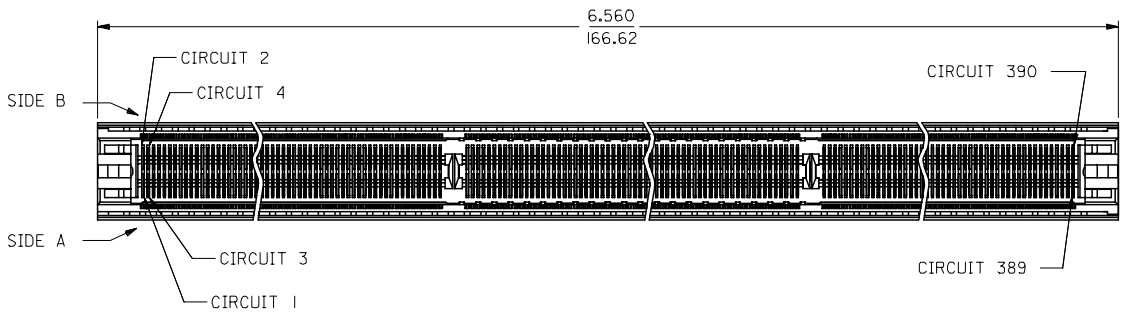


13 12 11 10 9 8 7 6 5 4 3 2 1

J
I
H
G
F
E
D
C
B
A

NOTES:

1. MATERIALS:
HOUSING - LCP, GLASS FILLED, 94-VO, BLACK.
TERMINALS - PHOSPHOR BRONZE.
METAL FORKLLOCKS - PHOSPHOR BRONZE.
2. FINISH:
TERMINALS - .000030/0.00076 MINIMUM GOLD IN THE CONTACT AREA AND .000075/0.0019 MINIMUM TIN IN SOLDER TAIL AREA OVER .000050/0.0013 MINIMUM NICKEL OVERALL.
METAL FORKLLOCKS - .00008/0.002 MINIMUM TIN OVERALL.
3. PRODUCT SPECIFICATION PS-71109-9999 APPLIES.
4. CARD SLOT ACCEPTS .062 +.007/-.005 P.C. BOARD.
5. THE RECOMMENDED PLATING SPECIFICATION FOR THE MATING PC BOARD IS .000030/0.0076 MINIMUM GOLD OVER .000075/0.0019 MINIMUM NICKEL.
6. MOLEX LOGO SHALL APPEAR ON BOTH SIDES OF HOUSING AND LOCATED APPROXIMATELY AS SHOWN.
7. FOUR DIGIT DATE CODE (YR/WK) SHALL BE LOCATED APPROXIMATELY AS SHOWN.
8. THE PRIMARY SHIPPING CARTON WILL BE LABELED *COMPLIANT TO ROHS DIRECTIVE 2002/95/EC AND ELV ANNEX II OF DIRECTIVE 2000/53/EC*. CARTONS WITHOUT THIS LABEL MAY CONTAIN PRODUCT WITH LEAD.

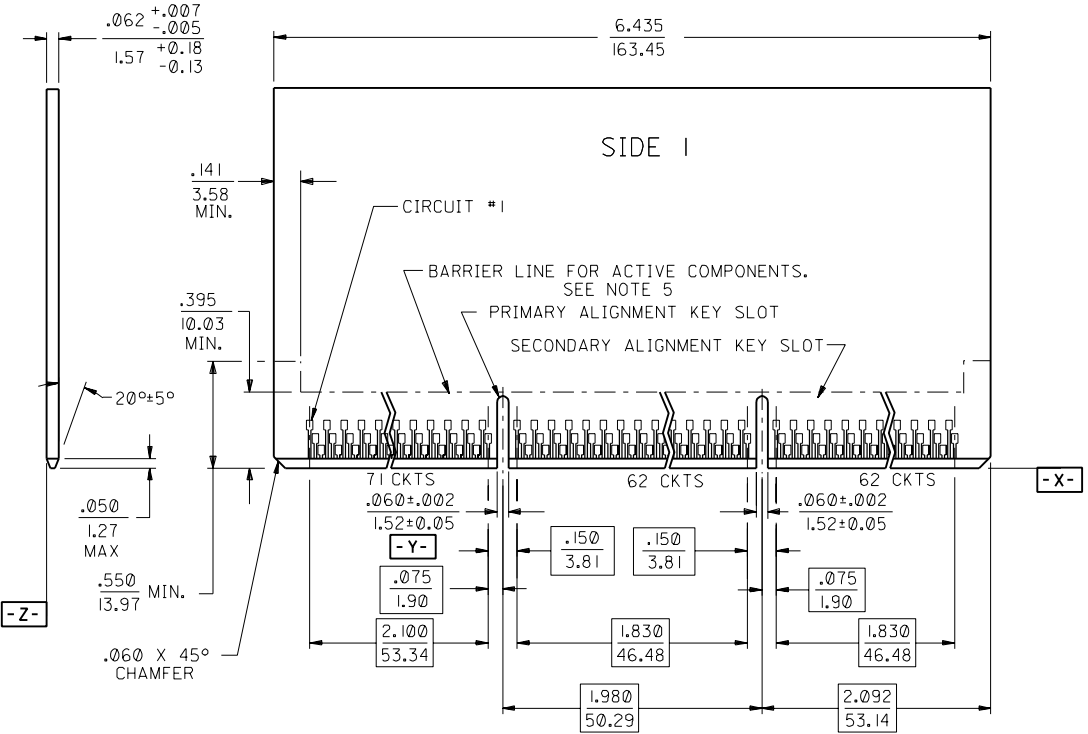
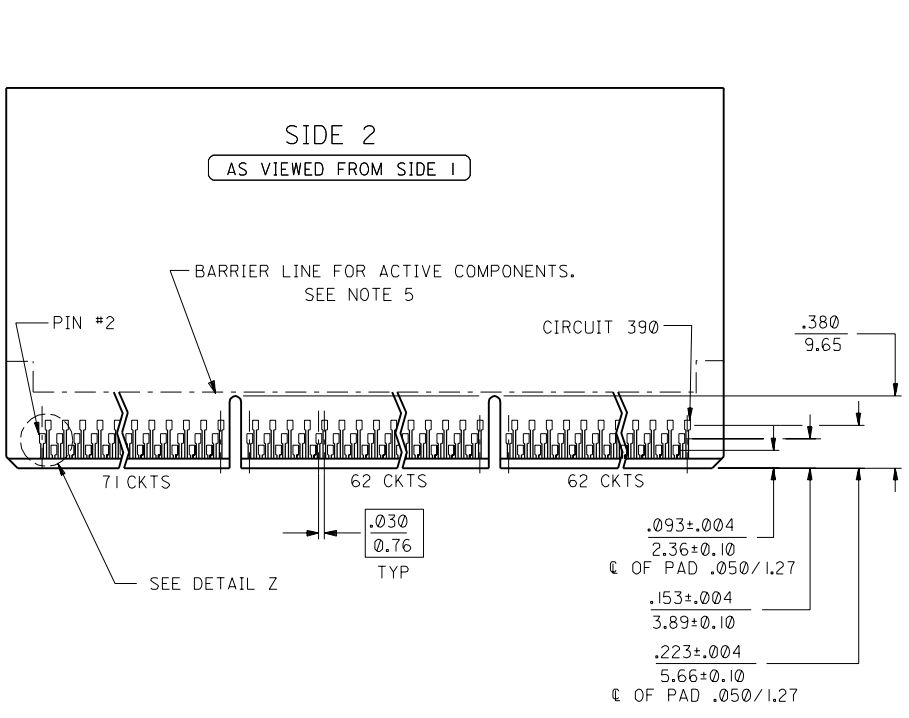


71109-5034	.140/3.56	.155/3.94
71109-5026	.115/2.92	.155/3.94
71109-5025	.090/2.29	.155/3.94
MAT'L NUMBER	A	B

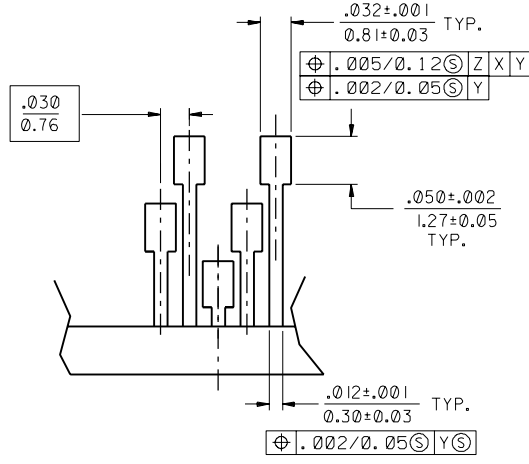
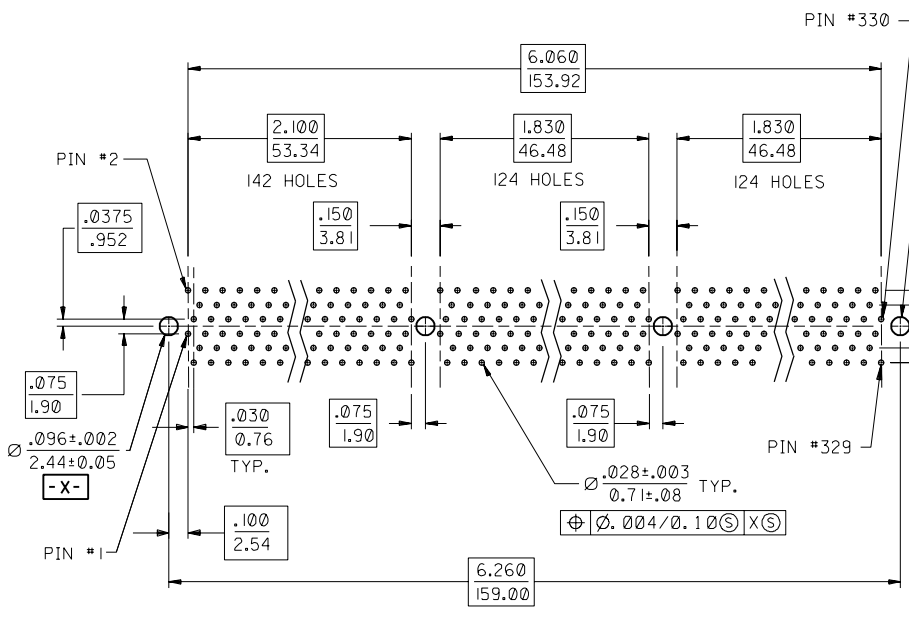
2	H
1	L
SHT	REV

MODIFY 71109-5034 EC NO: UCP2006-1372 DRAWN BY: BARRA 2005/12/19 CHKD: BORGAN 2006/01/05 APPR: MILLER 2006/01/06	QUALITY SYMBOLS ▽=0 ▽=0	GENERAL TOLERANCES (UNLESS SPECIFIED)		DIMENSION STYLE IN/MM		SCALE 2:1	DESIGN UNITS INCH	THIRD ANGLE PROJECTION	
		4 PLACES ± --- ± --- 3 PLACES ± --- ± .005 2 PLACES ± 0.13 ± --- 1 PLACE ± --- ± ---		DRAWN BY: RESENDEZ DATE: 1997/09/10 CHECKED BY: NELSON DATE: 1997/09/10 APPROVED BY: NELSON DATE: 1997/09/10		TITLE: SALES ASSY 390 CKT HISPEC CONNECTOR W/METAL FORKLLOCKS			
		ANGULAR ±1/2°		MATERIAL NO. SEE TABLE		DOCUMENT NO. SD-71109-507		SHEET NO. 1 OF 2	
		DRAFT WHERE APPLICABLE MUST REMAIN WITHIN DIMENSIONS		SIZE C		THIS DRAWING CONTAINS INFORMATION THAT IS PROPRIETARY TO MOLEX INCORPORATED AND SHOULD NOT BE USED WITHOUT WRITTEN PERMISSION			

12 11 10 9 8 7 6 5 4 3 2 1



RECOMMENDED MODULE BOARD LAYOUT



DETAIL Z

SCALE 10:1

SEE SHEET 1	QUALITY SYMBOLS MAJOR $\nabla = 0$ CRITICAL $\nabla = 0$	GENERAL TOLERANCES: (UNLESS SPECIFIED)	SCALE 2:1	DESIGN UNITS <input type="checkbox"/> mm <input checked="" type="checkbox"/> INCH	THIRD ANGLE PROJECTION <input type="checkbox"/> mm <input checked="" type="checkbox"/> INCH <input type="checkbox"/> ONLY	SHT	REV
		4 PLACES ±0. ±.	DRAWN BY & DATE NELSON 97/09/10	TITLE: SALES ASSEMBLY 390 CKT "HiSpec" CONNECTOR W/METAL FORKLOCKS	REVISE ON CAD ONLY		
H	REV	3 PLACES ±0. ±.005	CHECKED BY & DATE NELSON 97/09/10	APPROVED BY & DATE NELSON 97/09/10	MATERIAL NO. SEE TABLE		
		2 PLACES ±0.13 ±.	DRAWING NO. SD-71109-507		SHEET NO. 2	SIZE C	
		1 PLACE ±0. ±.	CAD FILENAME S7110972.S02		THIS DRAWING CONTAINS INFORMATION THAT IS PROPRIETARY TO MOLEX INCORPORATED AND SHOULD NOT BE USED WITHOUT WRITTEN PERMISSION.		
		ANGULAR: ± 1°					

RECOMMENDED PCB HOLE LAYOUT