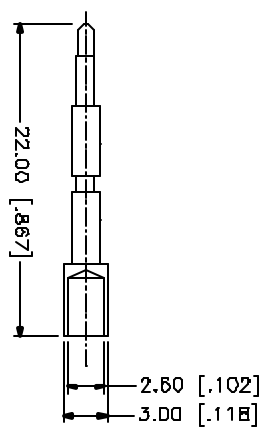
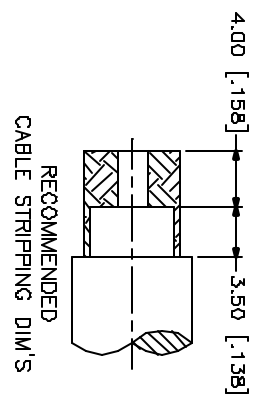
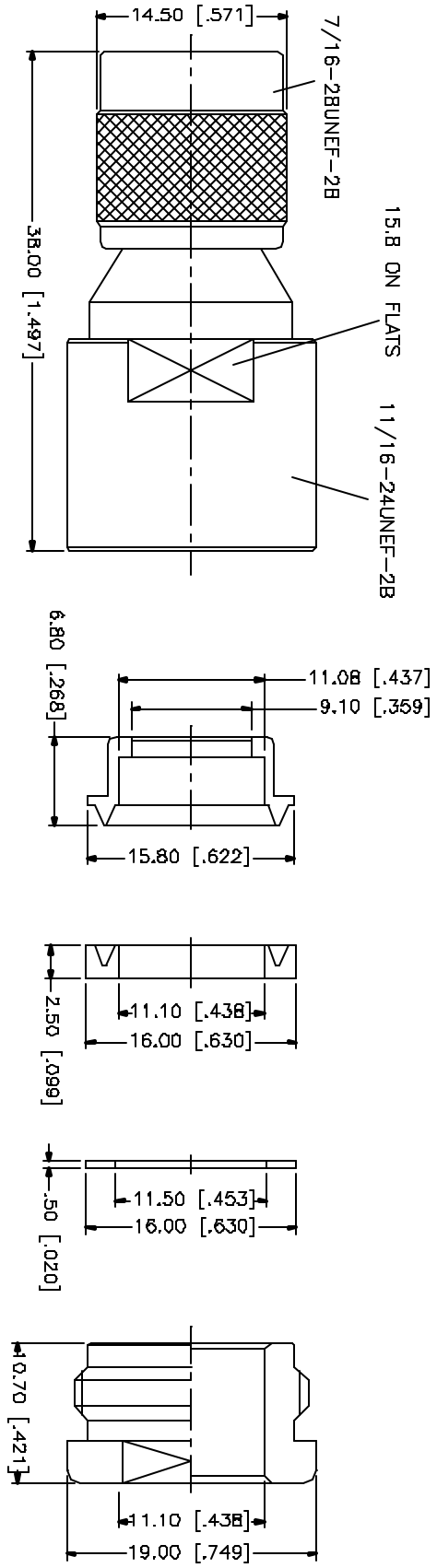


REV.	DATE	DESCRIPTION
A	03/20/05	MODIFY DESCRIPTION - UPDATE DRAWING FORMAT



QTY	FINISH	MATERIAL	DESCRIPTION
1	NICKEL	BRASS	NUT
1	NICKEL	BRASS	WASHER
1	RED	SILICONE	GASKET
1	NICKEL	BRASS	BRAID CLAMP
1	GOLD	BRASS	CONTACT PIN
1	NATURAL	TEFLON	INSULATOR
1	NICKEL	BRASS	BODY

APPROVALS	DATE
DRAWN G.R.S.	03/20/05
CHECKED	
ISSUED	
SHEET 1 OF 1	

USE THE FOLLOWING SPECIFIED DIMENSIONS UNLESS OTHERWISE SPECIFIED. ALL DIMENSIONS ARE IN MILLIMETERS UNLESS OTHERWISE SPECIFIED.
UNLESS OTHERWISE SPECIFIED, DIMENSIONS FOR MILLIMETERS ARE: 0.5 - 8mm ± 0.20mm 8 - 30mm ± 0.40mm 30 - 120mm ± 0.50mm
UNLESS OTHERWISE SPECIFIED, DIMENSIONS FOR INCHES ARE: .020 - .315 ± 0.007" .315 - 1.180 ± 0.015" 1.180 - 4.724 ± 0.020"

DESCRIPTION	MATERIAL	FINISH	QTY	DO NOT SCALE DRAWING
TNC CLAMP PLUG (FOR RG-8/U, 213/U, 214/U CABLE)				
PART NO.	122381			
DWG. NO.	122381.DWG			
REV.	A	SIZE	A	SCALE
C:/122/122381.DWG				