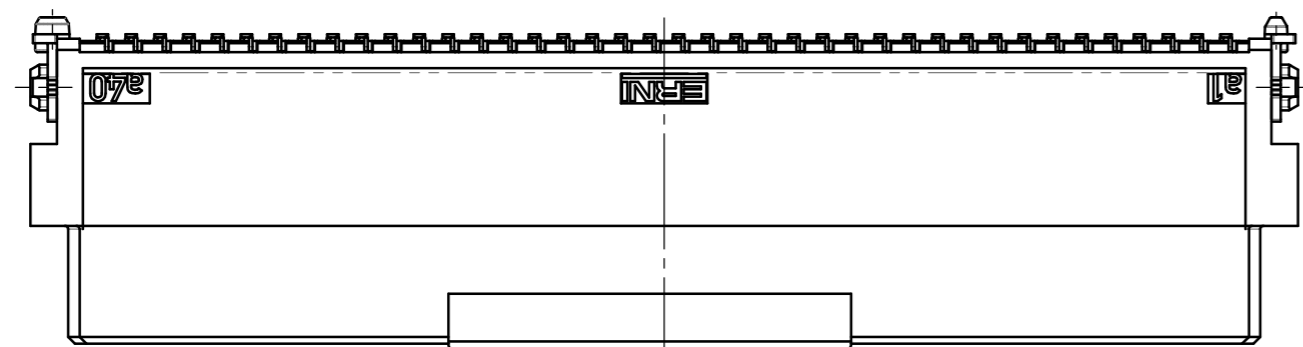
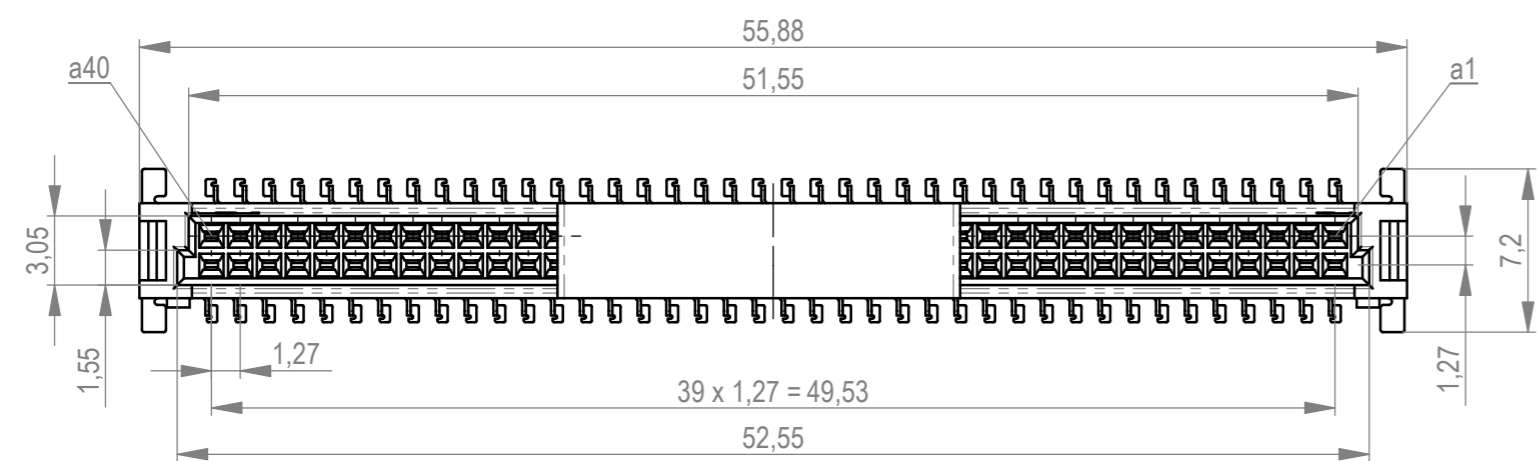
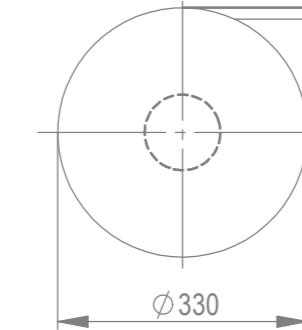
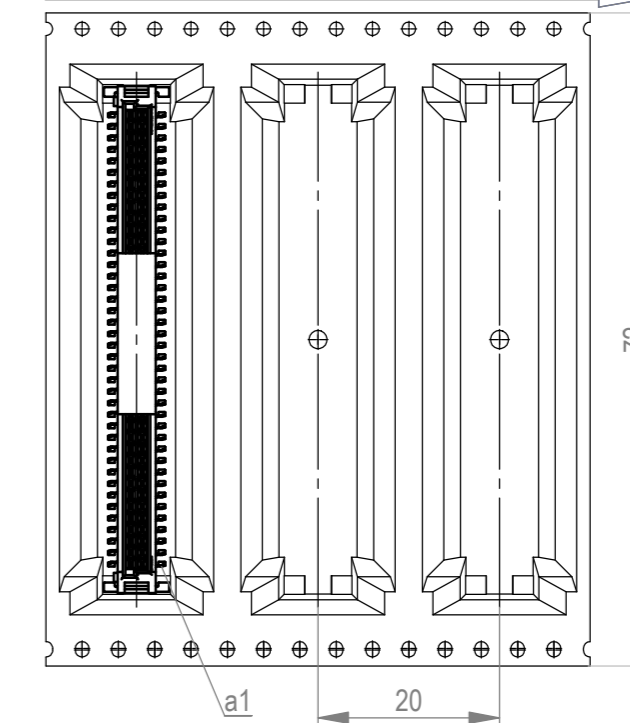


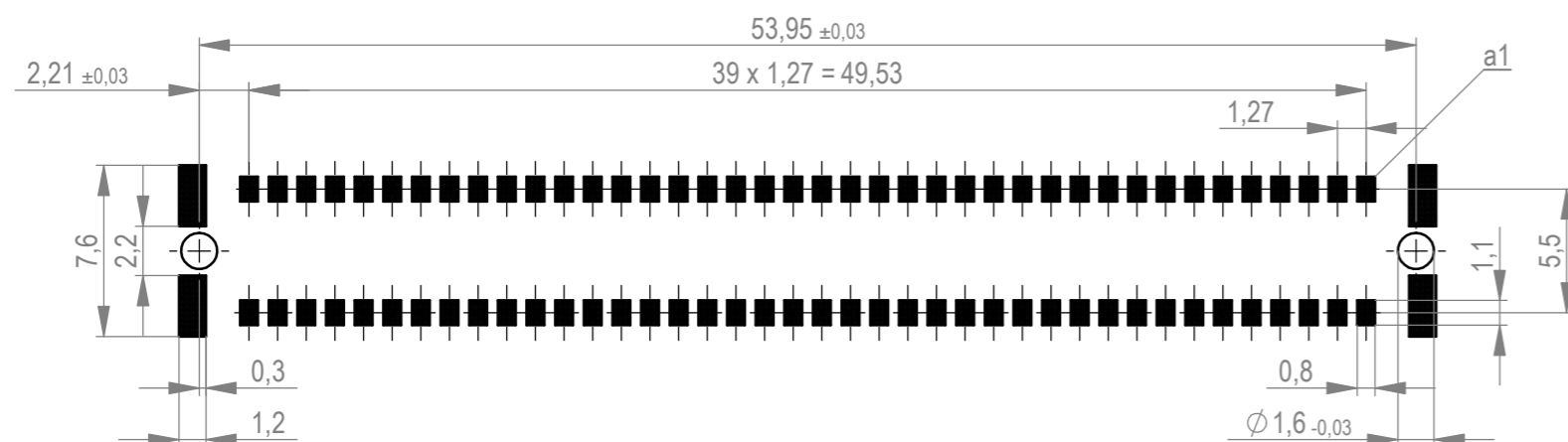
Verpackt im Gurt in Anlehnung an DIN IEC 60286-3  
 tape on reel packaging according to DIN IEC 60286-3  
 Verpackungseinheit: 160 Stück  
 packaging unit: 160 pcs



Abspulrichtung - reel off direction



Leiterplatten-Layout Vorschlag für SMT  
 PCB-Layout Proposal for SMT



Anforderungsstufe 1  
 performance level 1

Kontaktbereich vergoldet  
 mating area gold plating

Anschlussbereich verzinkt 4-6 µm  
 terminal area 4-6 µm tin plating

Koplanarität der Anschlüsse ≤ 0,1 mm  
 coplanarity area of termination ≤ 0,1 mm

BA 7-23 - hohe Bauhöhe  
 type 7-23 - high profile

Dimension no.	Tolerances ISO 8015	Scale 5:1	Material
Customer drawing: All rights reserved. Only for information. To ensure that this is the latest version of this drawing, please contact one of the ERNI companies before using.	Subject to modification without prior notice. Drawing will not be updated.	<b>Federl. SMC-B 80-SMD-BA7-23</b> <b>Female SMC-B 80-SMT-type7-23</b> <b>234201</b>	
d Index	07.02.2020 Date	 ERNI International AG Zürichstrasse 72 8306 Brüttisellen - Zürich Switzerland	Class SMCB

Die deutsche Version dieser Zeichnung dient nur zur Erleichterung der Handhabung. Bei Abweichungen vom englischen Original gilt das englische Original. All dimensions and tolerances in this drawing are given in millimeters and any deviation from the original drawing has been defined for convenience only. In case of any deviation the English version shall prevail.  
 We reserve the right to change the drawing without notice. All dimensions and tolerances in this drawing are given in millimeters and any deviation from the original drawing has been defined for convenience only. In case of any deviation the English version shall prevail.