

This document is the property of Amphenol Corporation and is delivered on the express condition that it is not to be disclosed, reproduced or used, in whole or in part, for manufacture or sale by anyone other than Amphenol Corporation without its prior consent, & that no right is granted to disclose or to use any information in this document.

Customer drawing

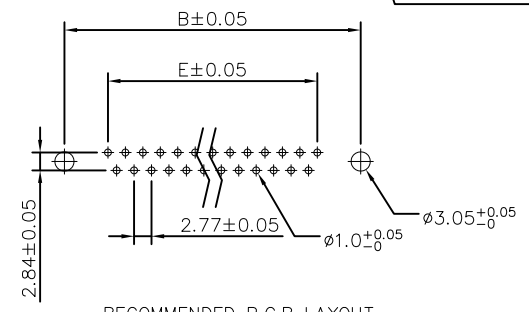
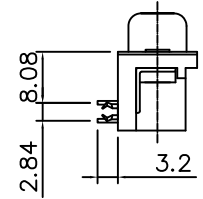
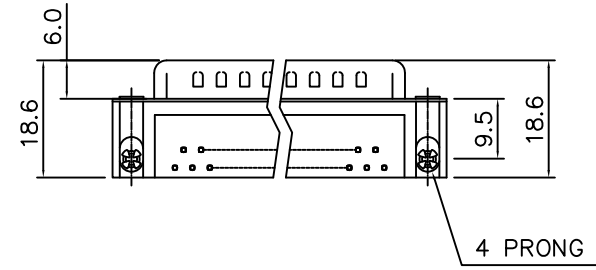
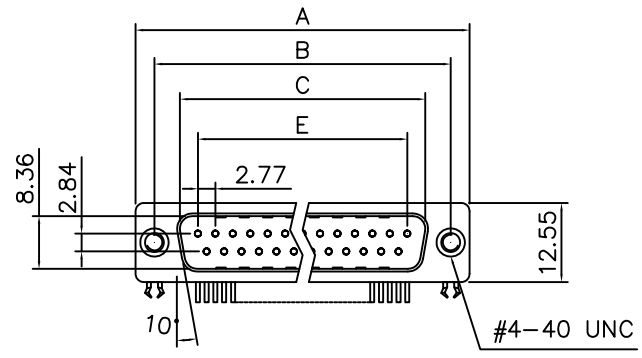
| REVISIONS | | | | |
|-----------|------|-----------------------|----------|----------|
| SYM | ECN | DESCRIPTION | DATE | APPROVED |
| 1 | HK-- | First Release Drawing | 12/20/07 | IP |
| 2 | HK-- | Update the Drawing | 09/09/11 | IP |
| 3 | HK-- | Update the Drawing | 10/21/14 | IP |

D-SUB TECHNICAL DATA

SHELL : Steel, 100u" Tin Over 50u" min nickel over 50u" min Copper
 BODY : Glass-Filled Thermoplastic PBT, UL94V-0, Black
 CONTACTS : Copper alloy
 15u" Gold over 50u" min nickel on contact area
 100u" min Tin over 50u" min nickel on solder area

BOARDLOCK: Brass, Tin Plated.
 Clinch Nut : Copper alloy, Nickel Plated.
 ELECTRICAL : Voltage rating 250 V Rms
 Current Rating :3 AMP
 Withstanding Voltage : 1000 VAC/rms 60Hz for 1 minute
 Insulation resistance : 1000 Megohms at 500 VDC
 Contact resistance 20 mOhms

MARKING : Amphenol...(Series No.)
 Commercial reference
 Manufacturing date



RECOMMENDED P.C.B LAYOUT
 TOLERANCE: ±0.05mm



PRODUCT CODE

L 777 SD X XX P A4 CH 4R

| | |
|--|--|
| L: RoHS Compliance | Mounting options: 4R=Rear insert 4-40 |
| 777: tinned shell+ dimples for plug | PCB Locking Type: Grounding tabs+ boardlocks |
| Shell Size :E,A,B,C | Footprint: A4 (MIL) |
| Configuration: 09,15,25,37 | Contact type: P: Pin |

Dimensions

| Positions | A | B | C | E |
|-----------|-------|-------|-------|-------|
| 9 | 30.81 | 24.99 | 16.92 | 11.08 |
| 15 | 39.20 | 33.30 | 25.25 | 19.39 |
| 25 | 53.05 | 47.04 | 38.96 | 33.24 |
| 37 | 69.40 | 63.50 | 55.42 | 49.86 |

| | | | |
|---|--|-------------------------|---|
| UNLESS OTHERWISE SPECIFIED TOLERANCES U.S. METRIC .X +/- 0.50 .XX +/- 0.30 .XXX +/- 0.20 FRACTIONS +/- 5' ANGLES +/- FOR MATERIALS AND FINISHES SEE NOTES REMOVE SHARP EDGES | APPROVAL DRAWN <i>Felix Liu</i> 10/21/14 CHECKED <i>Tony Tang</i> 10/21/14 CHECKED | DATE 10/21/14 | Amphenol Amphenol East Asia Limited TITLE Stamped and formed contact,SD series SIZE DRAWING NO. A4 L777SDXXXPA4CH4R SCALE NONE SHEET 1 OF 1 |
| | DRAWING FILE : | | |
| | ANGLE OF PROJECTION | | |
| | DIMENSIONS U.S. INCHES METRIC MM | | |