

DO NOT
SCALE FROM
THIS PRINT

TABLE 1			
ITEM	COMPONENT	-HN	-GN
1	SUB ASSEMBLY	SUB-TNC-P-C-N-ST-CA2	
2	PIN	BNC5-P-C-H-ST-CA2-PIN	BNC5-P-C-G-ST-CA2-PIN
3	INSULATOR	BNC5-INS-002	
4	INNER FERRULE	MCX-FER-011-N	
5	OUTER FERRULE	MCX-FER-004-N	

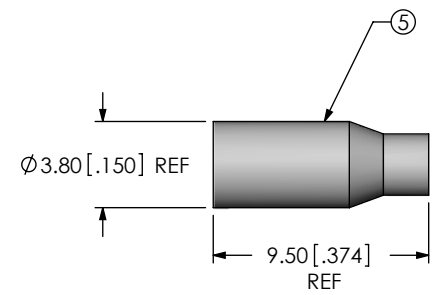
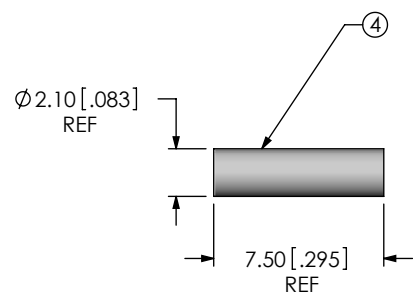
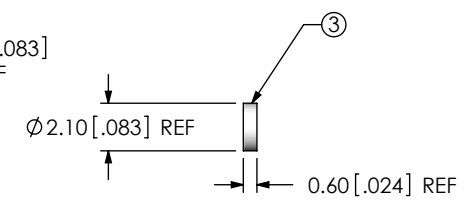
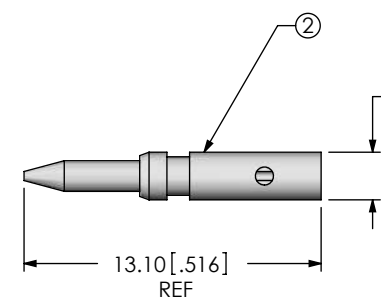
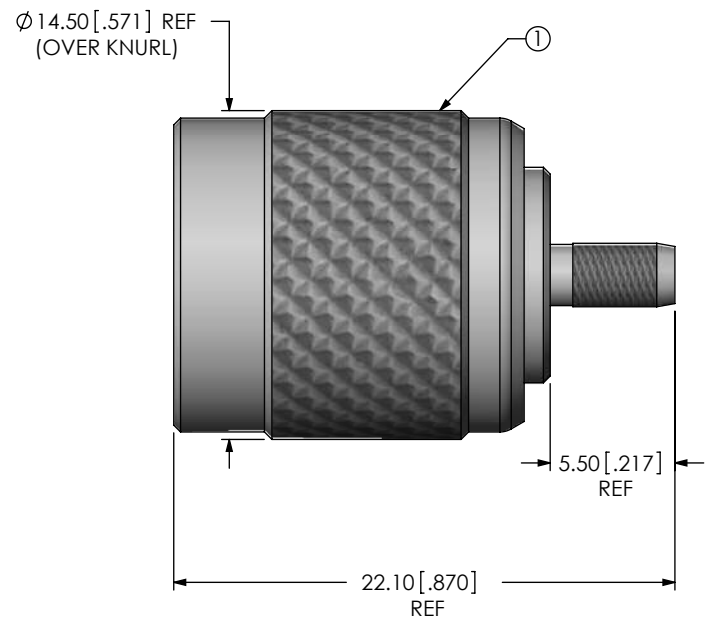
GENDER
-P: PLUG

TERMINATION
-CA2: CCA-178 CABLE

TYPE
-C: CABLE

ORIENTATION
-ST: STRAIGHT

PLATING SPECIFICATION
-HN: HEAVY GOLD / NICKEL
30µ" Au / 50µ" Ni MIN ON PIN
100µ" Ni MIN ON OUTER CONTACT
-GN: GOLD / NICKEL
10µ" Au / 50µ" Ni MIN ON PIN
100µ" Ni MIN ON OUTER CONTACT
(SEE TABLE 1)



NOTES:
1. NOTE DELETED.
2. PRODUCT TO BE BULK PACKAGED PER PACKAGING STANDARD CO-RF-WI-3040-M.

UNLESS OTHERWISE SPECIFIED, DIMENSIONS ARE IN MILLIMETERS [INCHES]. TOLERANCES ARE:
DECIMALS ANGLES
X.X: ±0.3 [.01] 5°
X.XX: ±0.13 [.005]
X.XXX: ±0.051 [.0020]

PROPRIETARY NOTE
THIS DOCUMENT CONTAINS CONFIDENTIAL AND PROPRIETARY INFORMATION AND ALL DESIGN, MANUFACTURING, REPRODUCTION, USE, PATENT RIGHTS AND SALES RIGHTS ARE EXPRESSLY RESERVED BY SAMTEC, INC. THIS DOCUMENT SHALL NOT BE DISCLOSED, IN WHOLE OR PART, TO ANY UNAUTHORIZED PERSON OR ENTITY NOR REPRODUCED, TRANSFERRED OR INCORPORATED IN ANY OTHER PROJECT IN ANY MANNER WITHOUT THE EXPRESS WRITTEN CONSENT OF SAMTEC, INC.

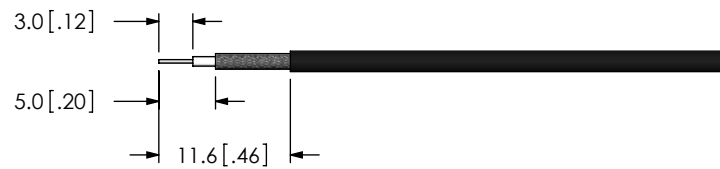
MATERIAL: DO NOT SCALE DRAWING SHEET SCALE: 3:1
COUPLING NUT, CABLE BODY, PIN, FERRULES: BRASS
DIELECTRIC: PTFE
GASKET: SILICONE
O-RING: PTFE
C-RING, FLAT WASHER: FE

samtec
520 PARK EAST BLVD, NEW ALBANY, IN 47150
PHONE: 812-944-6733 FAX: 812-948-5047
e-Mail info@SAMTEC.com code 55322

DESCRIPTION:
50 OHM, TNC STRAIGHT PLUG FOR RG178

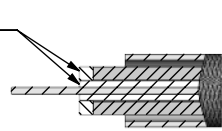
DWG. NO.
TNC-P-C-XX-ST-CA2

BY: ALVIN W 03/18/2011 SHEET 1 OF 2

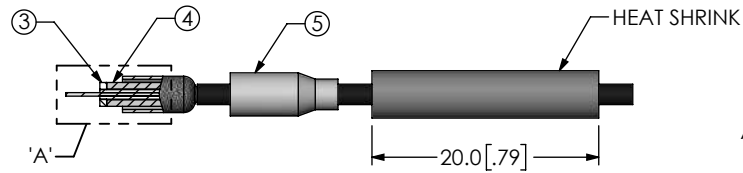


IN PROCESS 1
STRIP CABLE AND TIN INNER CONDUCTOR

INSULATOR SHOULD BE FLUSH TO CABLE INSULATOR



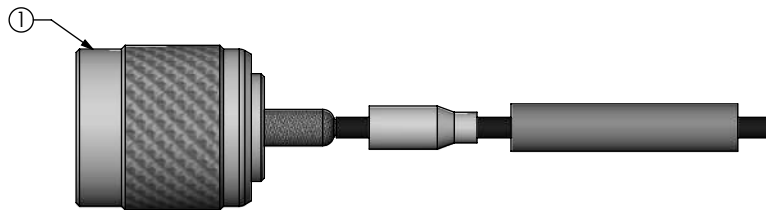
DETAIL 'A'
SCALE 3 : 1



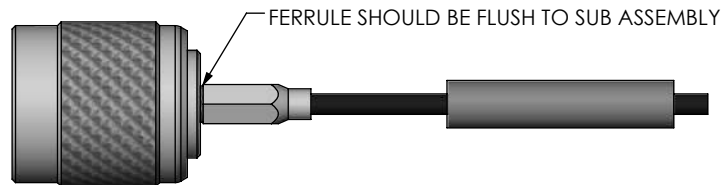
IN PROCESS 2
ADD HEAT SHRINK TUBING, OUTER FERRULE, FLARE SHIELD,
ADD INSULATOR & INNER FERRULE



IN PROCESS 3
SOLDER SIGNAL PIN



IN PROCESS 4
ADD SUB ASSEMBLY



IN-PROCESS 5
CRIMP FERRULE
(USE RF CRIMP HAND TOOL #CAT-RF-FERRULE AND .136" DIE SIZE)



IN-PROCESS 6
ACTIVATE HEAT SHRINK TUBING

F:\DWG\MISC\MKTG\TNC-P-C-XX-ST-CA2-MKT.SLDDRW

PROPRIETARY NOTE
THIS DOCUMENT CONTAINS CONFIDENTIAL AND PROPRIETARY INFORMATION AND ALL DESIGN, MANUFACTURING, REPRODUCTION, USE, PATENT RIGHTS AND SALES RIGHTS ARE EXPRESSLY RESERVED BY SAMTEC, INC. THIS DOCUMENT SHALL NOT BE DISCLOSED, IN WHOLE OR PART, TO ANY UNAUTHORIZED PERSON OR ENTITY NOR REPRODUCED, TRANSFERRED OR INCORPORATED IN ANY OTHER PROJECT IN ANY MANNER WITHOUT THE EXPRESS WRITTEN CONSENT OF SAMTEC, INC.



520 PARK EAST BLVD. NEW ALBANY, IN 47150
PHONE: 812-944-6733 FAX: 812-948-5047
e-Mail: info@SAMTEC.com code 55322

DO NOT SCALE DRAWING

SHEET SCALE: 3:2

DESCRIPTION:
50 OHM, TNC STRAIGHT PLUG FOR RG178

DWG. NO.
TNC-P-C-XX-ST-CA2

BY: ALVIN W 03/18/2011 SHEET 2 OF 2