

2-746610-1 ✓ ACTIVE

AMP-LATCH

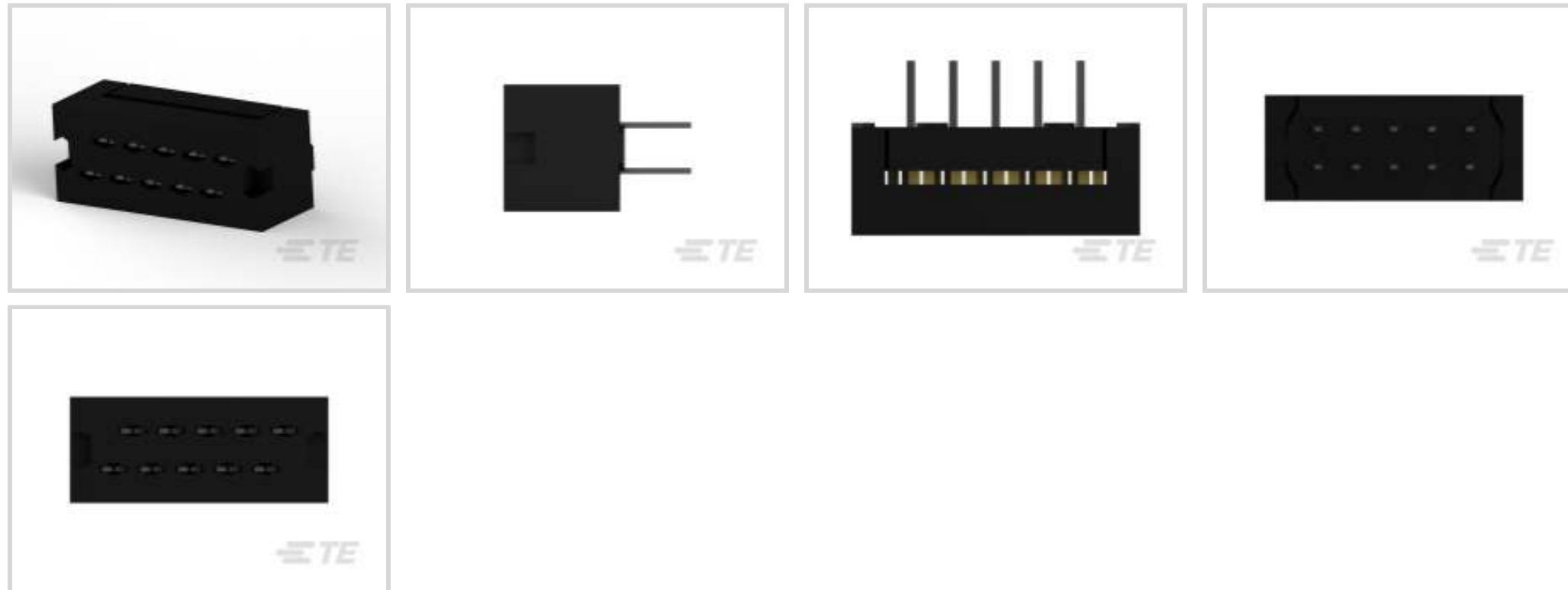
TE Internal #: 2-746610-1

Ribbon Cable Connectors, Wire-to-Board, 10 Position, 2.54 mm [.1 in] Centerline, Vertical, Through Hole - Solder, 2 Row, Plug, Standard Profile

[View on TE.com >](#)



Connectors > PCB Connectors > Wire-to-Board Connectors > FFC, FPC & Ribbon Connectors > Ribbon Cable Connectors



Connector System: **Wire-to-Board**

Number of Positions: **10**

Centerline (Pitch): **2.54 mm [.1 in]**

PCB Mount Retention: **Without**

PCB Mount Orientation: **Vertical**

Features

Product Type Features

Ribbon Cable Connector Header Type	Pin Header
Connector Product Type	Connector Assembly
Connector System	Wire-to-Board
Connector & Housing Type	Plug
Connector & Contact Terminates To	Printed Circuit Board, Wire & Cable

Configuration Features

Number of Positions	10
PCB Mount Orientation	Vertical
Number of Rows	2

Electrical Characteristics

Insulation Resistance	5000 MΩ
Operating Voltage	250 VAC

Body Features

Daisy Chain	Without
-------------	---------



Primary Product Color	Black
Connector Profile	Standard

Contact Features

PCB Contact Termination Area Plating Material Thickness	2.54 – 5.08 μm [100 – 200 μin]
Contact Layout	Inline
Contact Type	Pin
Wire Contact Termination Area Plating Thickness	.127 μm [5 μin]
Wire Contact Termination Area Plating Material	Gold
Contact Mating Area Plating Material Thickness	2.54 μm [100 μin]
PCB Contact Termination Area Plating Material	Tin
Contact Base Material	Phosphor Bronze
Contact Current Rating (Max)	1 A

Termination Features

Rectangular Termination Post & Tail Thickness	.32 mm[.013 in]
Rectangular Termination Post & Tail Width	.5 mm[.02 in]
Termination Post & Tail Length	3.96 mm[.156 in]
Termination Method to Wire & Cable	Insulation Displacement (IDC)
Termination Method to Printed Circuit Board	Through Hole - Solder

Mechanical Attachment

Mating Alignment	With
PCB Mount Alignment	Without
Panel Mount Feature	Without
PCB Mount Retention	Without
Mating Alignment Type	Polarization
Mating Retention	Without
Connector Mounting Type	Board Mount

Housing Features

Housing Material	Thermoplastic
Centerline (Pitch)	2.54 mm[.1 in]

Dimensions

Connector Length	17.27 mm[.68 in]
Connector Height	6.43 mm[.253 in]



Connector Width	7.06 mm[.278 in]
Wire Size	.051 – .15 mm ²
PCB Thickness (Recommended)	3.18 mm[.125 in]
Compatible Insulation Diameter Range	.81 – 1.07 mm[.032 – .042 in]
Row-to-Row Spacing	2 mm[.1 in]

Usage Conditions

Operating Temperature Range	-65 – 105 °C[-85 – 221 °F]
-----------------------------	----------------------------

Operation/Application

Solder Process Feature	Solder Dipped
Circuit Application	Signal

Industry Standards

UL Rating	Recognized
Agency/Standard	CSA, UL
Approved Standards	CSA LR7189, UL E28476
UL Flammability Rating	UL 94V-0

Packaging Features

Packaging Quantity	50
Packaging Method	Box & Tube, Tube

Product Compliance

[For compliance documentation, visit the product page on TE.com>](#)

EU RoHS Directive 2011/65/EU	Compliant
EU ELV Directive 2000/53/EC	Compliant
China RoHS 2 Directive MIIT Order No 32, 2016	No Restricted Materials Above Threshold
EU REACH Regulation (EC) No. 1907/2006	Current ECHA Candidate List: JUNE 2023 (235) Candidate List Declared Against: JUNE 2023 (235) Does not contain REACH SVHC
Halogen Content	Not Low Halogen - contains Br or Cl > 900 ppm.
Solder Process Capability	Wave solder capable to 265°C

Product Compliance Disclaimer

This information is provided based on reasonable inquiry of our suppliers and represents our current actual knowledge based on the information they provided. This information is subject to change. The part numbers that TE has identified as EU RoHS compliant have a maximum concentration of 0.1% by weight in homogenous materials for lead, hexavalent chromium, mercury, PBB, PBDE, DBP, BBP, DEHP, DIBP, and 0.01% for cadmium, or qualify for an exemption to these limits as defined in the Annexes of Directive 2011/65/EU (RoHS2). Finished electrical and electronic equipment products will be CE marked as required by Directive 2011/65/EU. Components may not be CE marked. Additionally, the part numbers that TE has identified as EU ELV compliant have a maximum concentration of 0.1% by weight in homogenous materials for lead, hexavalent chromium, and mercury, and 0.01% for cadmium, or qualify for an exemption to these limits as defined in the Annexes of Directive 2000/53/EC (ELV). Regarding the REACH Regulation, the information TE provides on SVHC in articles for this part number is based on the latest European Chemicals Agency (ECHA) 'Guidance on requirements for substances in articles' posted at this URL: <https://echa.europa.eu/guidance-documents/guidance-on-reach>

Compatible Parts



TE Part # 1658525-6
622-1053LF, PCB IDC, LEAD FREE



TE Part # 768340-1
UNIV HAND TOOL KIT AMPLATCH

Customers Also Bought



TE Part #3-1734592-6
FPC CONN. 0.5MM PITCH B/C, 36P



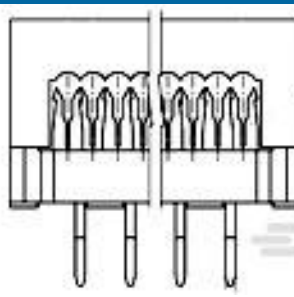
TE Part #5747193-2
50 RCPT RA/MS STD (SL)



TE Part #640388-7
07P MTA156 HDR ASSY RN STR F/L



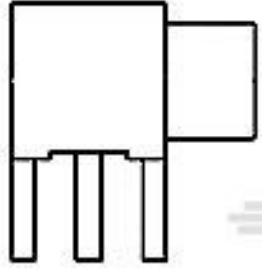
TE Part #5-534998-6
12 MODIV VRT DR CE 100/125



TE Part #5746613-2
14 DIP PLUG CONN-W/COVER



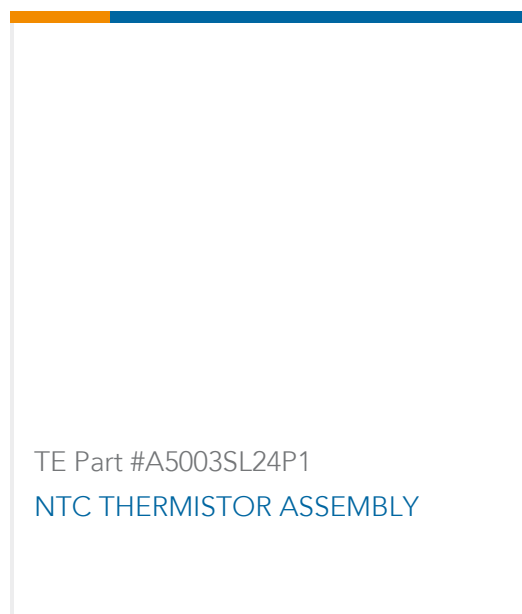
TE Part #1-1473193-0
025/040 70POS CAP ASSY H RND



TE Part #1061023-1
5864 5001 10, OSX RA PCB JACK



TE Part #NB14354001
VERSAFIT-3/4-0-FSP



Documents

Product Drawings

010 DIP PLUG 100CL TIN

English

CAD Files

3D PDF

3D

Customer View Model

[ENG_CVM_CVM_2-746610-1_F.2d_dxf.zip](#)

English

Customer View Model

[ENG_CVM_CVM_2-746610-1_F.3d_igs.zip](#)

English

Customer View Model

[ENG_CVM_CVM_2-746610-1_F.3d_stp.zip](#)

English

By downloading the CAD file I accept and agree to the [Terms and Conditions](#) of use.

Datasheets & Catalog Pages

Ribbon Cable Interconnect Solutions

English

Product Specifications

Application Specification

English

Product Environmental Compliance

010 DIP PLUG 100CL TIN

English

010 DIP PLUG 100CL TIN

English

Instruction Sheets

Instruction Sheet (U.S.)

English

Agency Approvals

2-746610-1

Ribbon Cable Connectors, Wire-to-Board, 10 Position, 2.54 mm [.1 in] Centerline,
Vertical, Through Hole - Solder, 2 Row, Plug, Standard Profile



Agency Approval Document

English