

85969-6 ✓ ACTIVE

AMPMODU | AMPMODU IV/V

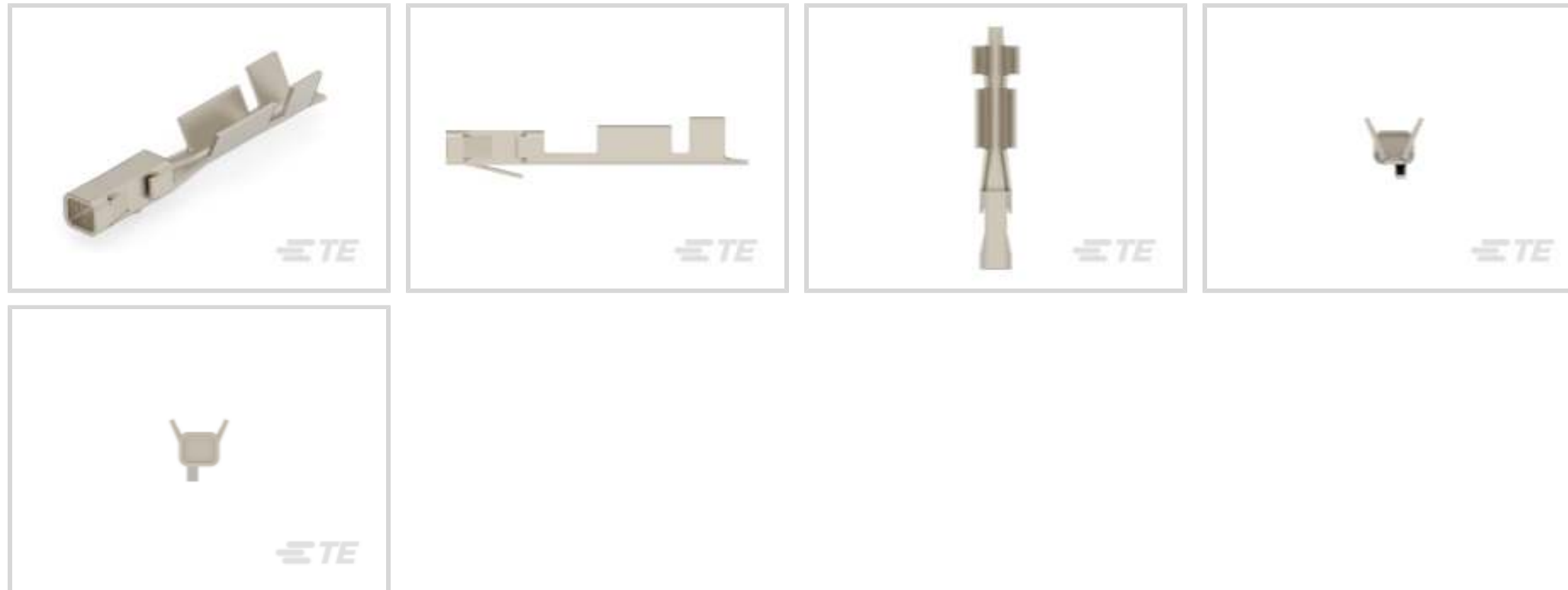
TE Internal #: 85969-6

Connector Contact, Socket, Wire-to-Board, 24 – 20 AWG Wire Size,
394.71 – 1184.12 CMA Wire Size, .2 – .6 mm² Wire Size, Gold, Reel,
AMPMODU IV/V

[View on TE.com >](#)



Connectors > PCB Connectors > Wire-to-Board Connectors > Wire-to-Board Connector Contacts



Contact Type: **Socket**

Connector System: **Wire-to-Board**

Wire Size: **.2 – .6 mm²**

Features

Product Type Features

Applied Pressure	Standard
Connector System	Wire-to-Board
Connector & Contact Terminates To	Wire & Cable

Configuration Features

Compatible With Wire & Cable Type	Discrete Wire
-----------------------------------	---------------

Electrical Characteristics

Termination Resistance	12 mΩ
Insulation Resistance	5000 MΩ
Dielectric Withstanding Voltage (Max)	750 V
Operating Voltage	250 VAC

Contact Features

Mating Square Post Dimension	.64 mm[.025 in]
	15 μin
Wire Contact Termination Area Plating Material	Gold Flash
Contact Base Material	Beryllium Copper



Contact Type	Socket
Contact Mating Area Plating Material	Gold
Contact Current Rating (Max)	3 A

Termination Features

Termination Method to Wire & Cable	Crimp
------------------------------------	-------

Mechanical Attachment

Wire Insulation Support	With
-------------------------	------

Dimensions

Compatible Insulation Diameter Range	1.75 mm[.069 in]
Wire Size	.2 – .6 mm ²

Usage Conditions

Operating Temperature Range	-65 – 105 °C[-85 – 221 °F]
-----------------------------	----------------------------

Operation/Application

Circuit Application	Power & Signal
---------------------	----------------

Industry Standards

Approved Standards	CSA LR7189, UL E28476
--------------------	-----------------------

Packaging Features

Packaging Quantity	12500
Packaging Method	Reel

Product Compliance

[For compliance documentation, visit the product page on TE.com>](#)

EU RoHS Directive 2011/65/EU	Compliant
EU ELV Directive 2000/53/EC	Compliant
China RoHS 2 Directive MIIT Order No 32, 2016	No Restricted Materials Above Threshold
EU REACH Regulation (EC) No. 1907/2006	Current ECHA Candidate List: JUNE 2023 (235) Candidate List Declared Against: JUNE 2023 (235) Does not contain REACH SVHC
Halogen Content	Low Halogen - Br, Cl, F, I < 900 ppm per homogenous material. Also BFR/CFR/PVC Free
Solder Process Capability	Not applicable for solder process capability

Product Compliance Disclaimer

This information is provided based on reasonable inquiry of our suppliers and represents our current actual knowledge based on the information they provided. This information is subject to change. The part numbers that TE has identified as EU RoHS compliant have a maximum concentration of 0.1% by weight in homogenous materials for lead, hexavalent chromium, mercury, PBB, PBDE, DBP, BBP, DEHP, DIBP, and 0.01% for cadmium, or qualify for an exemption to these limits as defined in the Annexes of Directive 2011/65/EU (RoHS2). Finished electrical and electronic equipment products will be CE marked as required by Directive 2011/65/EU. Components may not be CE marked. Additionally, the part numbers that TE has identified as EU ELV compliant have a maximum concentration of 0.1% by weight in homogenous materials for lead, hexavalent chromium, and mercury, and 0.01% for cadmium, or qualify for an exemption to these limits as defined in the Annexes of Directive 2000/53/EC (ELV). Regarding the REACH Regulation, the information TE provides on SVHC in articles for this part number is based on the latest European Chemicals Agency (ECHA) 'Guidance on requirements for substances in articles' posted at this URL: <https://echa.europa.eu/guidance-documents/guidance-on-reach>

Compatible Parts



TE Part # 91516-1
CCII MOD IV REC 30-20 ASSY



TE Part # 843996-3
TOOL, EXTRACTION RESET



TE Part # 2-2151020-1
OCEAN_2.0_APPLICATOR-S-055F062O



TE Part # 2-2151020-2
OCEAN_2.0_APPLICATOR-S-055F062O



TE Part # 2-2266308-1
OCEAN_2.0_Applicator-S-055F062O



TE Part # 2-2266308-2
OCEAN_2.0_Applicator-S-055F062O



TE Part # 2151020-1
OCEAN_2.0_APPLICATOR-S-055F062O



TE Part # 2151020-2
OCEAN_2.0_APPLICATOR-S-055F062O



TE Part # 2266308-1
OCEAN_2.0_Applicator-S-055F062O



TE Part # 2266308-2
OCEAN_2.0_Applicator-S-055F062O



TE Part # 7-2151020-1
OCEAN_2.0_APPLICATOR-S-055F062O



TE Part # 7-2151020-2
OCEAN_2.0_APPLICATOR-S-055F062O




KIT REPRESENTATION ONLY

TE Part # 7-2151020-7
OCEAN_2.0_SPARE_PART_KIT-055F062O



TE Part # 7-2266308-1
OCEAN_2.0_Applicator-S-055F062O

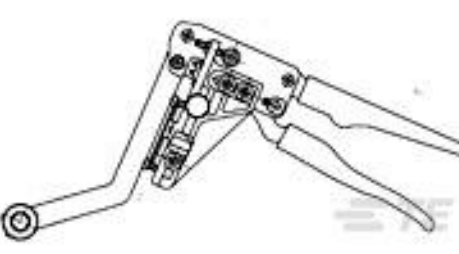


TE Part # 7-2266308-2
OCEAN_2.0_Applicator-S-055F062O



KIT REPRESENTATION ONLY

TE Part # 7-2266308-7
OCEAN_2.0_SPARE_PART_KIT-055F062O




TE Part # 734204-1
MOD-4 R.F. HANDTOOL




TE Part # 2844540-1
CCII MOD IV REC 30-20 ASSY


Also in the Series | **AMPMODU IV/V**




Automotive Housings(2)




Backplane Connector Housings(1)



Board-to-Board Connector Contacts(6)




Connector Strain Relief(3)



Insertion & Extraction Tools(4)



PCB Connector Covers(18)




PCB Connector Keying(6)




PCB Connector Mounting(1)




PCB Headers & Receptacles(934)



PCB Latches, Locks & Retainers(7)



Rectangular Connector Housings(5)



Standard Rectangular Connectors(8)

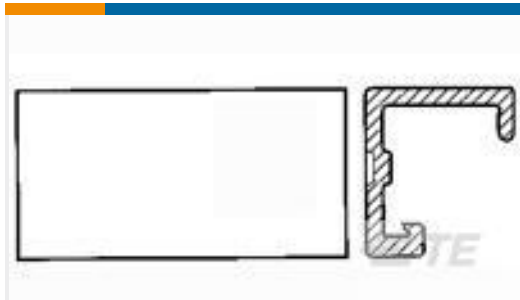


Wire-to-Board Connector Assemblies & Housings(447)




Wire-to-Board Connector Contacts (322)

Customers Also Bought



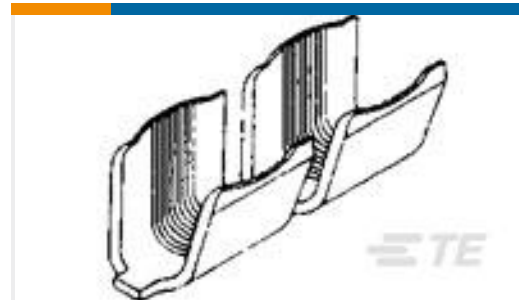
TE Part #640550-5
05P MTA100 COVER



TE Part #103653-5
06 MTE SHRD PIN HSG SR LATCH



TE Part #770827-1
04P CMNL PLUG HSG 94-VO



TE Part #41900
SPLC AMVAR 3000-7000 020TPBR



TE Part #3-640432-3
03P MTA156 CONN ASSY 20AWG YEL



TE Part #3-2176326-2
CRGP 0603 3K9 1%



TE Part #2-31880-1
PIDG R 22-16 COMM 22-18 MIL 4



TE Part #2-1393766-5
R10-E1X6-115V=R10



TE Part #2071507-1
OJT-SS-112HM,00000



TE Part #828545-1
RV100 INTERCONNECTION

Documents

Product Drawings

[MOD IV RECP PLTD 15 SEL](#)

English

CAD Files

[3D PDF](#)

3D

[Customer View Model](#)

[ENG_CVM_CVM_85969-6_BR.2d_dxf.zip](#)



English

Customer View Model

[ENG_CVM_CVM_85969-6_BR.3d_igs.zip](#)

English

Customer View Model

[ENG_CVM_CVM_85969-6_BR.3d_stp.zip](#)

English

By downloading the CAD file I accept and agree to the [Terms and Conditions](#) of use.

Datasheets & Catalog Pages

[AMPMODU_INTERCONNECTION_SYSTEM_SECTION5_CONT](#)

English

Product Specifications

[Application Specification](#)

English

Product Environmental Compliance

[TE Material Declaration](#)

English