

## Device connector, front mounting - SL-5EPWN8AWA00 - 1615686

Please be informed that the data shown in this PDF Document is generated from our Online Catalog. Please find the complete data in the user's documentation. Our General Terms of Use for Downloads are valid (<http://phoenixcontact.com/download>)



Device connector, front mounting, straight, Screw locking, M58, Number of positions: 2+3+PE, Type of contact: Male connector, Crimp connection, Axial O-ring, 4x Ø 5,4, shielded: yes, Flange dimensions: 60 mm x 60 mm

The figure shows the 8-pos. (4+3+PE) product version

### Product Features

- Consistent EMC protection for reliable connection solutions in the industrial environment
- Crimping connection: vibration- and temperature-resistant assembly
- Reliable transmission of high electrical power



### Key Commercial Data

Packing unit	1 pc
Custom tariff number	85366990
Country of origin	Germany

### Technical data

#### General

Note	Order information: Order crimp contacts 2 x Ø 1.6 mm, 4 x Ø 10 mm separately
Type of locking	Screw locking
Coding	N
Contact connection method	Crimp connection
Type of contacts	Male connector
Number of positions	6
Contact diameter of power contacts	10 mm
Nominal current per power contact at 25°C	150 A
Contact diameter of signal contacts	1.6 mm
Nominal current per signal contact at 25°C	12 A

## Device connector, front mounting - SL-5EPWN8AWA00 - 1615686

### Technical data

#### General

Pg housing screw connection	none
Mounting type	4x Ø 5,4

#### Ambient conditions

Ambient temperature	-40 °C ... 120 °C
Degree of protection	IP67

#### Material

Housing material	Aluminum
------------------	----------

#### Specifications according to DIN EN 61984:2001

Installation height max.	2000 m
Nominal / operating voltage of power contacts	630 V
Rated surge voltage of power contacts	6 kV
Overvoltage category of power contacts	III
Degree of pollution of power contacts	3
Nominal / operating voltage of signal contacts	250 V
Rated surge voltage of signal contacts	4 kV
Overvoltage category of signal contacts	III
Degree of pollution of signal contacts	3

### Classifications

#### eCl@ss

eCl@ss 4.0	272607xx
eCl@ss 4.1	27260701
eCl@ss 5.0	27143424
eCl@ss 5.1	27143424
eCl@ss 6.0	27143424
eCl@ss 7.0	27440209
eCl@ss 8.0	27440103
eCl@ss 9.0	27440102

#### ETIM

ETIM 3.0	EC001121
ETIM 4.0	EC001121
ETIM 5.0	EC002061

# Device connector, front mounting - SL-5EPWN8AWA00 - 1615686

## Classifications

### UNSPSC

UNSPSC 6.01	43172015
UNSPSC 7.0901	43201404
UNSPSC 11	43172015
UNSPSC 12.01	43201404
UNSPSC 13.2	43201404

## Approvals

### Approvals

---

Approvals

EAC

---

Ex Approvals

---

Approvals submitted

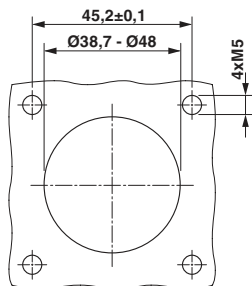
---

### Approval details

EAC
-----

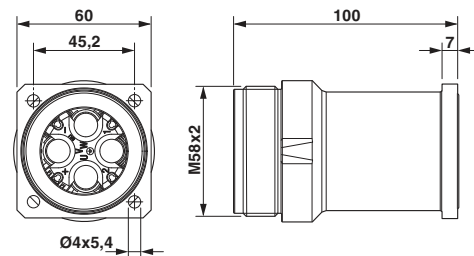
## Drawings

Drilling diagram



Installation dimensions

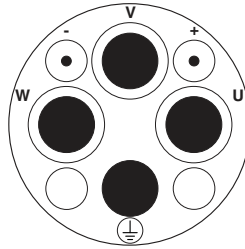
Dimensional drawing



Dimensional drawing

## Device connector, front mounting - SL-5EPWN8AWA00 - 1615686

Schematic diagram



Connector pin assignment

---

Phoenix Contact 2016 © - all rights reserved  
<http://www.phoenixcontact.com>