

1

2

3

4

A

B

C

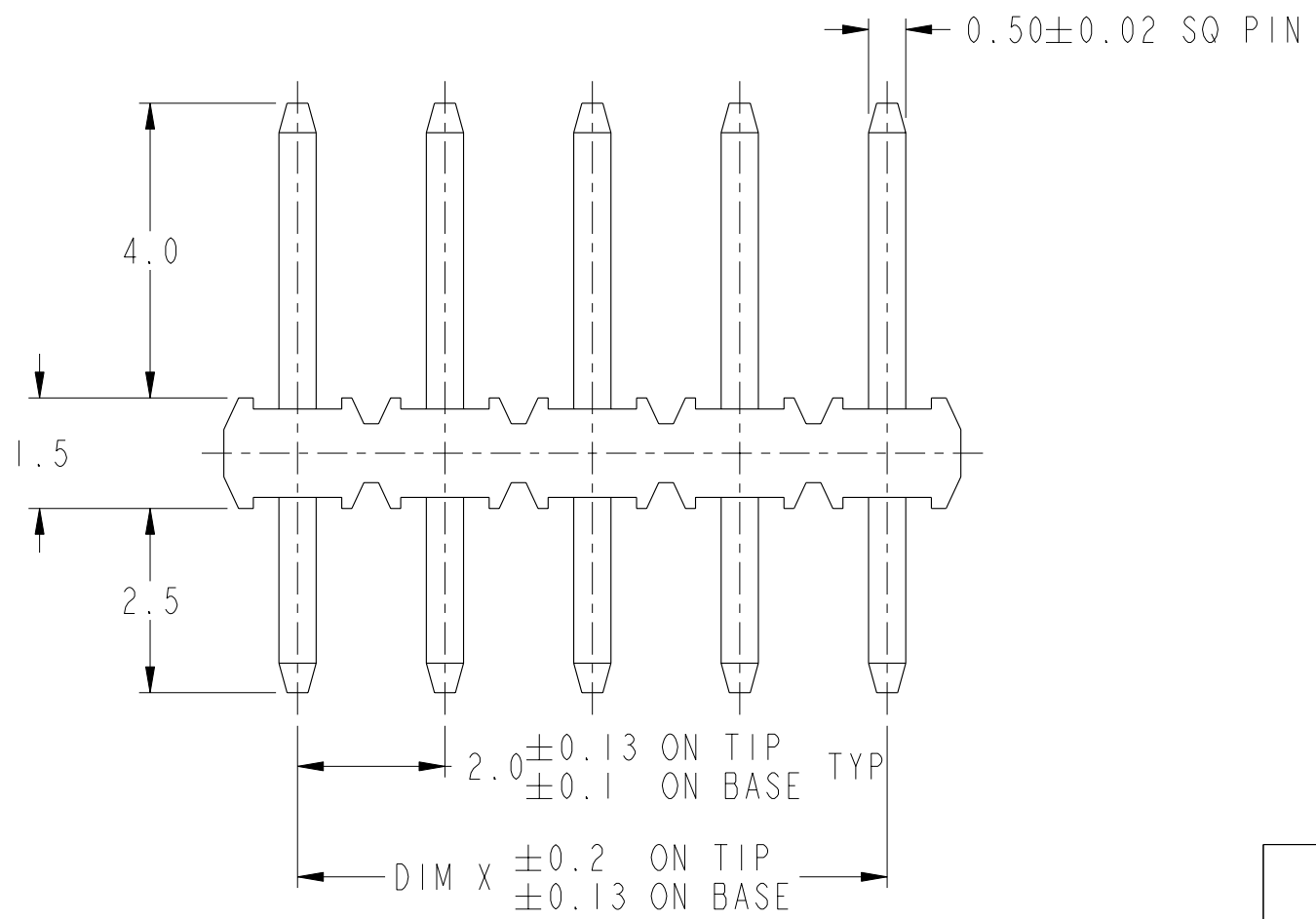
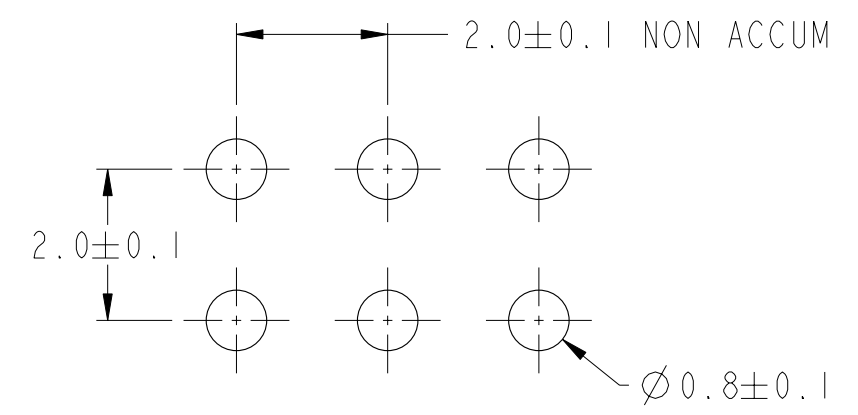
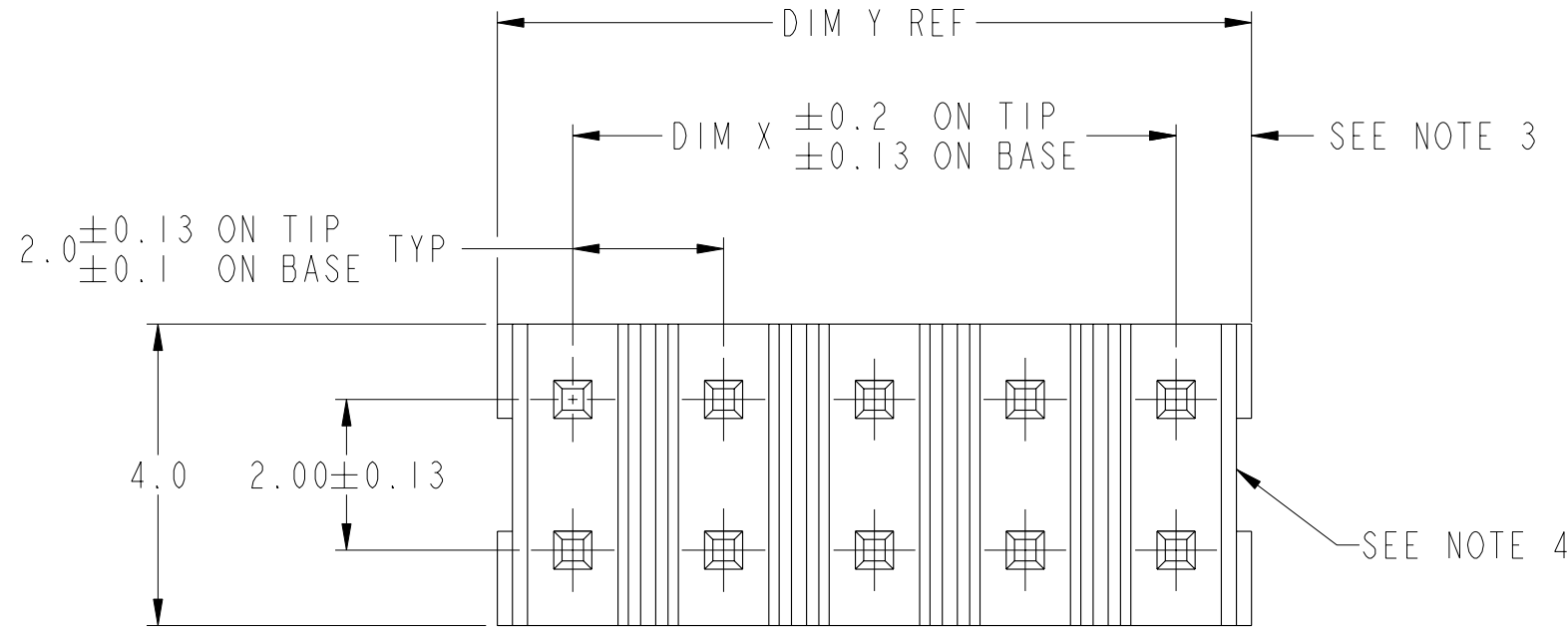
D

A

B

C

D



RECOMMENDED MOUNTING HOLE LAYOUT



Copyright FCI.

CONFIDENTIAL

rev	ecn no	dr	date
A	S40256	BSL	1994-10-24
B	S04-0116	JPEH	2004-06-07
C	S05-0002	KBM	2005-01-05
D	S10-0205	NBR	2010-01-07
-	-	-	-
-	-	-	-
-	-	-	-

www.fciconnect.com		surface ISO 1302	tolerance std ISO 406 ISO 1101	projection A3	MM
TOLERANCES UNLESS OTHERWISE SPECIFIED					
Dr	ML CHWA	1994-10-24	ANGULAR	0.X	±-
Eng	JPEH	2004-06-07	LINEAR	0.XX	±0.25
Chr	KH LEE	2010-01-07	0° ±°	0.XXX	±-
Appr	JOEY NG	2010-01-07	Product family	MINITEK	Spec ref
FCI			title MINITEK II STR HDR		Rev. D
			dwg no	94269	
			catalog no	CUSTOMER	sheet 1 of 2

1

2

3

PRODUCT NO.	POS	DIM X	DIM Y
94269-X04	2X2	2	4
X06	2X3	4	6
X08	2X4	6	8
X10	2X5	8	10
X12	2X6	10	12
X14	2X7	12	14
X16	2X8	14	16
X18	2X9	16	18
X20	2X10	18	20
X22	2X11	20	22
X24	2X12	22	24
X26	2X13	24	26
X28	2X14	26	28
X30	2X15	28	30
X32	2X16	30	32
X34	2X17	32	34
X36	2X18	34	36
X38	2X19	36	38
X40	2X20	38	40
X42	2X21	40	42
X44	2X22	42	44
X46	2X23	44	46
X48	2X24	46	48
X50	2X25	48	50

PART NUMBER INFORMATION:

XXXXX-XXXLF
 BASE P/N _____ LEAD FREE (SEE NOTE 6)
 _____ TERMINAL PLATING

NOTES:

- MATERIAL
 BODY : HIGH TEMPERATURE PLASTIC UL 94V-0 BLACK
 PIN : COPPER ALLOY
- TOLERANCE UNLESS OTHERWISE NOTED ± 0.25
- DIM 1.0 ± 0.15 FOR MOLDED SIDE(S) ONLY.
 IF SIDE(S) ARE BROKEN DIM 1.5 MAX APPLIES.
- RECESS APPLIES TO MOLDED SIDE(S) ONLY.
- FOR 94269-XI6TR ONLY
 PART TO BE PACKED IN TAPE AND REEL PACKAGING
 A PICK-UP CAP IS PROVIDED IN THE CENTRE OF THE PRODUCT
 (SEE FIG.1) FOR PICK AND PLACE APPLICATION.
 PLEASE CHECK WITH FACTORY ON AVAILABILITY OF TAPE & REEL PACKAGING.
- 94269-XXXLF IS SAME AS 94269-XXX. THE SUFFIX 'LF'
 IS ADDED JUST FOR EASY LEAD FREE IDENTIFICATION
- THE HOUSING WILL WITHSTAND EXPOSURE TO 255°C PEAK
 TEMPERATURE FOR 10 SECONDS IN A CONVECTION, INFRA-RED
 OR VAPOR PHASE REFLOW OVEN.
- THE HOUSING WILL WITHSTAND EXPOSURE TO 260°C PEAK
 TEMPERATURE FOR 10 SECONDS IN A WAVE SOLDER
 APPLICATION WITH A 1.57MM MINIMUM THICK CIRCUIT BOARD.
- THIS PRODUCT MEETS EUROPEAN UNION DIRECTIVES AND
 OTHER COUNTRY REGULATIONS AS DESCRIBED IN GS-22-008.

PLATING	DESCRIPTION
0	0.2 μ m Au OVER Ni
1	0.76 μ m Au OVER Ni
3	0.38 μ m Au OVER Ni
5	0.38 μ m PdNi W Au FLASH OVER Ni
6	0.76 μ m PdNi W Au FLASH OVER Ni

10. A \triangle SYMBOL WILL BE NEXT TO ANY DIMENSION, VIEW OR NOTE WHICH HAS BEEN MODIFIED WITH THE CURRENT DRAWING REVISION.

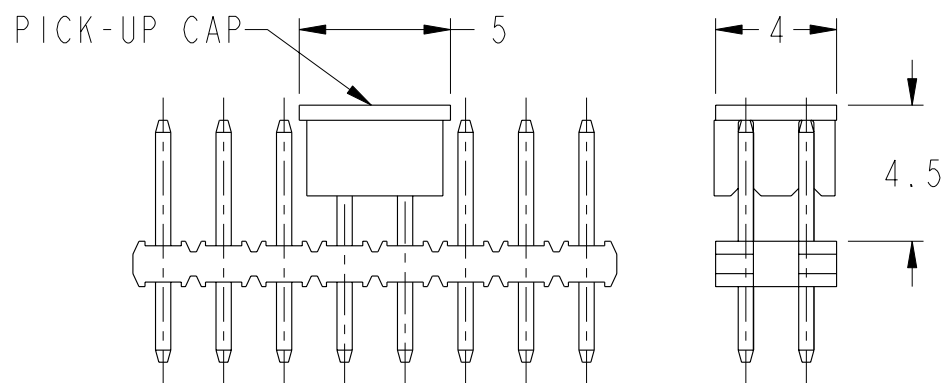


FIG. 1
 FOR 94269-XI6TR ONLY

CONFIDENTIAL

www.fciconnect.com		surface \checkmark ISO 1302	tolerance std ISO 406 ISO 1101	projection 	MM
		TOLERANCES UNLESS OTHERWISE SPECIFIED			Scale 10:1
Dr	ML CHWA	1994-10-24	ANGULAR	0.X	\pm
Eng	JPEH	2004-06-07	LINEAR	0.XX	± 0.25
Chr	KH LEE	2010-01-07	0° \pm °	0.XXX	\pm
Appr	JOEY NG	2010-01-07	Product family	MINITEK	Spec ref -
		MINITEK II STR HDR		dwg no	94269
-		-		CUSTOMER	sheet 2 of 2