

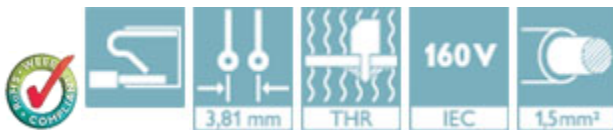
PCB connection terminal block - SPT-THR 1,5/ 5-V-3,81 P26 - 1822451

Please be informed that the data shown in this PDF Document is generated from our Online Catalog. Please find the complete data in the user's documentation. Our General Terms of Use for Downloads are valid (<http://phoenixcontact.com/download>)



PCB terminal block, Nominal current: 13.5 A, Nom. voltage: 160 V, Pitch: 3.81 mm, Number of positions: 5, Connection method: Push-in spring connection, Mounting: THR soldering, Conductor/PCB connection direction: 90 °, Color: black

The illustration shows the 10-position version



Key Commercial Data

| | |
|----------------------|----------|
| Packing unit | 1 pc |
| Custom tariff number | 85369010 |
| Country of origin | Germany |

Technical data

Dimensions

| | |
|--------------------------|--------------|
| Length | 7.7 mm |
| Pitch | 3.81 mm |
| Dimension a | 15.24 mm |
| Width | 19.24 mm |
| Height | 13.6 mm |
| Length of the solder pin | 2.6 mm |
| Pin dimensions | 0,7 x 0,3 mm |
| Pin spacing | 5.5 mm |
| Hole diameter | 1.1 mm |

General

| | |
|-----------------------------|-------------------|
| Range of articles | SPT 1,5/...-V-THR |
| Insulating material group | IIIa |
| Rated surge voltage (III/3) | 2.5 kV |
| Rated surge voltage (III/2) | 2.5 kV |

PCB connection terminal block - SPT-THR 1,5/ 5-V-3,81 P26 - 1822451

Technical data

General

| | |
|--|---------------------|
| Rated surge voltage (II/2) | 2.5 kV |
| Rated voltage (III/3) | 160 V |
| Rated voltage (III/2) | 160 V |
| Rated voltage (II/2) | 320 V |
| Connection in acc. with standard | EN-VDE |
| Nominal current I _N | 13.5 A |
| Nominal cross section | 1.5 mm ² |
| Insulating material | LCP |
| Solder pin surface | Sn |
| Flammability rating according to UL 94 | V0 |
| Stripping length | 8 mm |
| Number of positions | 5 |

Connection data

| | |
|--|----------------------|
| Conductor cross section solid min. | 0.2 mm ² |
| Conductor cross section solid max. | 1.5 mm ² |
| Conductor cross section flexible min. | 0.2 mm ² |
| Conductor cross section flexible max. | 1.5 mm ² |
| Conductor cross section flexible, with ferrule without plastic sleeve min. | 0.2 mm ² |
| Conductor cross section flexible, with ferrule without plastic sleeve max. | 1.5 mm ² |
| Conductor cross section flexible, with ferrule with plastic sleeve min. | 0.2 mm ² |
| Conductor cross section flexible, with ferrule with plastic sleeve max. | 0.75 mm ² |
| Conductor cross section AWG min. | 24 |
| Conductor cross section AWG max. | 16 |

Standards and Regulations

| | |
|--|--------|
| Connection in acc. with standard | EN-VDE |
| Flammability rating according to UL 94 | V0 |

Classifications

eCl@ss

| | |
|------------|----------|
| eCl@ss 4.0 | 27141111 |
| eCl@ss 4.1 | 27141109 |
| eCl@ss 5.0 | 27141190 |
| eCl@ss 5.1 | 27141190 |
| eCl@ss 6.0 | 27261101 |
| eCl@ss 7.0 | 27440401 |

PCB connection terminal block - SPT-THR 1,5/ 5-V-3,81 P26 - 1822451

Classifications

eCl@ss

| | |
|------------|----------|
| eCl@ss 8.0 | 27440401 |
| eCl@ss 9.0 | 27440401 |

ETIM

| | |
|----------|----------|
| ETIM 3.0 | EC001121 |
| ETIM 4.0 | EC002643 |
| ETIM 5.0 | EC002643 |

UNSPSC

| | |
|---------------|----------|
| UNSPSC 6.01 | 30211801 |
| UNSPSC 7.0901 | 39121432 |
| UNSPSC 11 | 39121432 |
| UNSPSC 12.01 | 39121432 |
| UNSPSC 13.2 | 39121432 |

Approvals

Approvals

Approvals

UL Recognized / cUL Recognized / EAC / EAC / cULus Recognized

Ex Approvals

Approvals submitted

Approval details

| | | |
|--------------------------------|-------|-------|
| UL Recognized | | |
| | B | D |
| mm ² /AWG/kcmil | 24-16 | 24-16 |
| Nominal current I _N | 10 A | 10 A |
| Nominal voltage U _N | 300 V | 300 V |

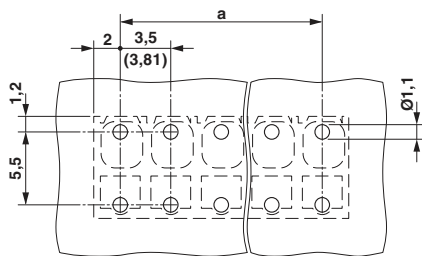
PCB connection terminal block - SPT-THR 1,5/ 5-V-3,81 P26 - 1822451

Approvals

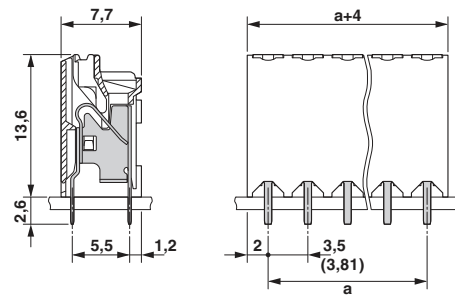
| | | |
|--------------------------------|-------|-------|
| cUL Recognized | | |
| | B | D |
| mm ² /AWG/kcmil | 24-16 | 24-16 |
| Nominal current I _N | 10 A | 10 A |
| Nominal voltage U _N | 300 V | 300 V |
| EAC | | |
| EAC | | |
| cULus Recognized | | |

Drawings

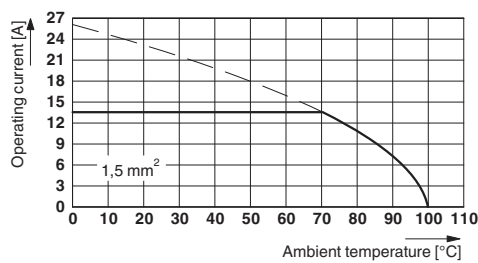
Drilling diagram



Dimensional drawing



Diagram



Type: SPT-THR 1,5/ 5-V-3,5(3,81) P26
 Tested according to DIN EN 60512-5-2:2003-01
 Reduction factor = 1

PCB connection terminal block - SPT-THR 1,5/ 5-V-3,81 P26 - 1822451

Number of positions: 5

Phoenix Contact 2016 © - all rights reserved
<http://www.phoenixcontact.com>