

Bus system cable - SAC-8P-M12MS/ 2,0-940/M12FS - 1554018

Please be informed that the data shown in this PDF Document is generated from our Online Catalog. Please find the complete data in the user's documentation. Our General Terms of Use for Downloads are valid (<http://download.phoenixcontact.com>)



Bus system cable, 8-position, PUR halogen-free, water blue RAL 5021, shielded, Plug straight M12, A-coded, on Socket straight M12, A-coded, Cable length: 2 m



Ethernet

Key commercial data

Packing unit	1 1
Weight per Piece (excluding packing)	139.2 GRM
Custom tariff number	85444290
Country of origin	Germany

Technical data

Dimensions

Length of cable	2 m
-----------------	-----

Ambient conditions

Ambient temperature (operation)	-25 °C ... 90 °C (Plug / socket)
Degree of protection	IP65
	IP67

General

Rated current at 40°C	2 A
Rated voltage	30 V
Number of positions	8
Contact resistance	≤ 5 mΩ
Insulation resistance	≥ 100 MΩ
Coding	A - standard
Status display	No
Surge voltage category	II
Pollution degree	3

Bus system cable - SAC-8P-M12MS/ 2,0-940/M12FS - 1554018

Technical data

General

Insertion/withdrawal cycles	≥ 100
-----------------------------	-------

Material

Inflammability class according to UL 94	HB
Contact material	CuZn
Contact surface material	Ni/Au
Contact carrier material	TPU GF
Material of grip body	TPU, hardly inflammable, self-extinguishing
Material, knurls	Zinc die-cast, nickel-plated
Sealing material	NBR

Cable

Cable type	Ethernet
Cable type (abbreviation)	94F
Cable structure	4x2xAWG26/7; S/FTP
Conductor cross section	4x 2x 0.14 mm ²
AWG signal line	26
Conductor structure signal line	7x 0.16 mm
Core diameter including insulation	1.04 mm
Thickness, insulation	0.28 mm (signal line)
	0.65 mm (Outer cable sheath)
Wire colors	white/blue-blue, white/orange-orange, white/green-green, white/brown-brown
Twisted pairs	2 cores to the pair
Type of pair shielding	Aluminum-lined polyester foil
Overall twist	4 pairs
Shielding	Tinned copper braided shield
Optical shield covering	70 %
External sheath, color	water blue RAL 5021
External cable diameter D	6.4 mm ± 0.2 mm
Smallest bending radius, fixed installation	25.6 mm
Smallest bending radius, movable installation	51.2 mm
Cable weight	43 kg/km
Outer sheath, material	PUR
Material conductor insulation	PE
Conductor material	Bare Cu litz wires
Insulation resistance	≥ 500 MΩ*km (at 20 °C)
Conductor resistance	≤ 290 Ω/km (at 20 °C)
Transmission characteristics (category)	CAT6 _A

Bus system cable - SAC-8P-M12MS/ 2,0-940/M12FS - 1554018

Technical data

Cable

Wave impedance	100 Ω \pm 5 Ω (At 100 MHz)
Signal runtime	5.3 ns/m
Shield attenuation	\geq 80 dB (at 30 ... 100 MHz)
Nominal voltage, cable	\leq 100 V (at 20 °C)
Test voltage Core/Core	700 V (50 Hz, 1 min.)
Test voltage Core/Shield	700 V (50 Hz, 1 min.)
Flame resistance	IEC 60332-1-2
Halogen-free	According to IEC 60754-1
Resistance to oil	in accordance with DIN EN 60811-2-1
Ambient temperature (operation)	-40 °C ... 70 °C (cable, fixed installation)
	-10 °C ... 50 °C (cable, flexible installation)

Classifications

eCl@ss

eCl@ss 4.0	27060306
eCl@ss 4.1	27060306
eCl@ss 5.0	27061801
eCl@ss 5.1	27061801
eCl@ss 6.0	27061801
eCl@ss 7.0	27061801
eCl@ss 8.0	27061801

ETIM

ETIM 3.0	EC001855
ETIM 4.0	EC001855
ETIM 5.0	EC001855

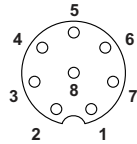
UNSPSC

UNSPSC 6.01	31251501
UNSPSC 7.0901	31251501
UNSPSC 11	31251501
UNSPSC 12.01	31251501
UNSPSC 13.2	31251501

Drawings

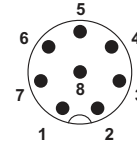
Bus system cable - SAC-8P-M12MS/ 2,0-940/M12FS - 1554018

Schematic diagram



Pin assignment M12 socket, 8-pos., A-coded, view female side

Schematic diagram



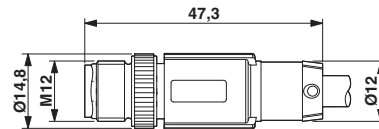
Pin assignment M12 plug, 8-pos., view plug side

Cable cross section



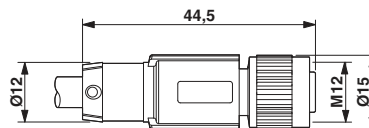
Ethernet [94F]

Dimensioned drawing



Plug, M12 x 1, straight, shielded

Dimensioned drawing



M12 x 1 socket, straight, shielded