



Miniature circuit breaker 400 V 10kA, 3-pole, C, 1A, D=70 mm

| Model | |
|---|---------------------------------|
| product brand name | SENTRON |
| product designation | Miniature circuit breaker |
| General technical data | |
| number of poles | 3 |
| design of pole | 3P |
| tripping characteristic class | C |
| mechanical service life (switching cycles) / typical | 10 000 |
| overvoltage category | III |
| degree of pollution | 3 |
| Voltage | |
| type of voltage / of the operating voltage | AC |
| insulation voltage (U _i) | |
| • with single-phase operation / at AC / rated value | 440 V |
| • with multi-phase operation / at AC / rated value | 440 V |
| supply voltage / with single-phase operation / at AC / rated value | 230 V |
| Supply voltage | |
| supply voltage | |
| • at AC / rated value | 400 V |
| value range / of the supply voltage frequency | 50/60 Hz |
| operating voltage / at DC / rated value / maximum | 72 V |
| Protection class | |
| protection class IP | IP20, with connected conductors |
| Switching capacity | |
| switching capacity current | |
| • at DC / according to IEC 60947-2 / rated value | 15 kA |
| • according to EN 60898 / rated value | 10 kA |
| • according to IEC 60947-2 / rated value | 35 kA |
| energy limitation class | 3 |
| Dissipation | |
| power loss [W] / for rated value of the current / at AC / in hot operating state / per pole | 1.2 W |
| Current | |
| operational current | |
| • at 35 °C / rated value | 1 A |
| • at 40 °C / rated value | 0.95 A |
| • at 45 °C / rated value | 0.93 A |
| • at 50 °C / rated value | 0.9 A |

| | |
|--|--|
| <ul style="list-style-type: none"> • at 55 °C / rated value • at 60 °C / rated value • at AC / rated value | <p>0.88 A</p> <p>0.85 A</p> <p>1 A</p> |
| suitability for operation | Mechanical engineering / industry |
| Product details | |
| product component | |
| <ul style="list-style-type: none"> • combined terminal top • combined terminal bottom • neutral conductor switching | <p>Yes</p> <p>Yes</p> <p>No</p> |
| product feature | |
| <ul style="list-style-type: none"> • properties for main switches in accordance with EN 60204-1 • halogen-free • sealable • silicon-free | <p>Yes</p> <p>Yes</p> <p>Yes</p> <p>Yes</p> |
| product extension / installable / supplementary devices | Yes |
| Short circuit | |
| breaking capacity short-circuit current (I _{cn}) | |
| <ul style="list-style-type: none"> • at AC / according to UL 1077 and CSA C22.2 No.235 | 5 kA |
| Connections | |
| connectable conductor cross-section / solid | |
| <ul style="list-style-type: none"> • minimum • maximum | <p>0.75 mm²</p> <p>35 mm²</p> |
| connectable conductor cross-section / stranded | |
| <ul style="list-style-type: none"> • minimum • maximum | <p>0.75 mm²</p> <p>35 mm²</p> |
| connectable conductor cross-section / finely stranded / with core end processing | |
| <ul style="list-style-type: none"> • minimum • maximum | <p>0.75 mm²</p> <p>25 mm²</p> |
| AWG number / as coded connectable conductor cross section | |
| <ul style="list-style-type: none"> • minimum • maximum | <p>18</p> <p>4</p> |
| tightening torque [lbf-in] / with screw-type terminals | |
| <ul style="list-style-type: none"> • minimum • maximum | <p>22 lbf-in</p> <p>31 lbf-in</p> |
| tightening torque / with screw-type terminals | |
| <ul style="list-style-type: none"> • minimum • maximum | <p>2.5 N·m</p> <p>3.5 N·m</p> |
| position / of power supply cord | Any |
| Mechanical Design | |
| height | 90 mm |
| width | 54 mm |
| depth | 76 mm |
| installation depth | 70 mm |
| number of modular width units | 3 |
| fastening method | Quick assembly system |
| mounting position | any |
| net weight | 482 g |
| Environmental conditions | |
| influence of the surrounding temperature | max. 95% to 55°C, max. 55% to 70°C, max. 35% to 75°C |
| standard | IEC / EN 60898-1, IEC / EN 60947-2 / UL1077 |
| vibration resistance / according to IEC 60068-2-6 | ±1mm at 5 to 25Hz; 50m/s ² at 25 to 150Hz |
| ambient temperature / during operation | |
| <ul style="list-style-type: none"> • minimum • maximum | <p>-40 °C</p> <p>70 °C</p> |
| ambient temperature / during storage | |
| <ul style="list-style-type: none"> • minimum | -40 °C |

| | |
|---|-------|
| • maximum | 75 °C |
| number of test cycles / for environmental testing / according to IEC 60068-2-30 | 6 |

Certificates

| | |
|----------------------------|---|
| reference code | |
| • according to EN 61346-2 | F |
| • according to IEC 81346-2 | F |

General Product Approval

[Confirmation](#)



[Miscellaneous](#)

General Product Approval EMC Declaration of Conformity

[KC](#)



[Miscellaneous](#)



Test Certificates Marine / Shipping

[Miscellaneous](#)

[Special Test Certificate](#)



Marine / Shipping other Railway



[Environmental Confirmations](#)

[Miscellaneous](#)

[Confirmation](#)

[Vibration and Shock](#)

Further information

Information- and Downloadcenter (Catalogs, Brochures,...)

<http://www.siemens.com/lowvoltage/catalogs>

Industry Mall (Online ordering system)

<https://mall.industry.siemens.com/mall/en/en/Catalog/product?mlfb=5SY4301-7>

Service&Support (Manuals, Certificates, Characteristics, FAQs,...)

<https://support.industry.siemens.com/cs/ww/en/ps/5SY4301-7>

Image database (product images, 2D dimension drawings, 3D models, device circuit diagrams, ...)

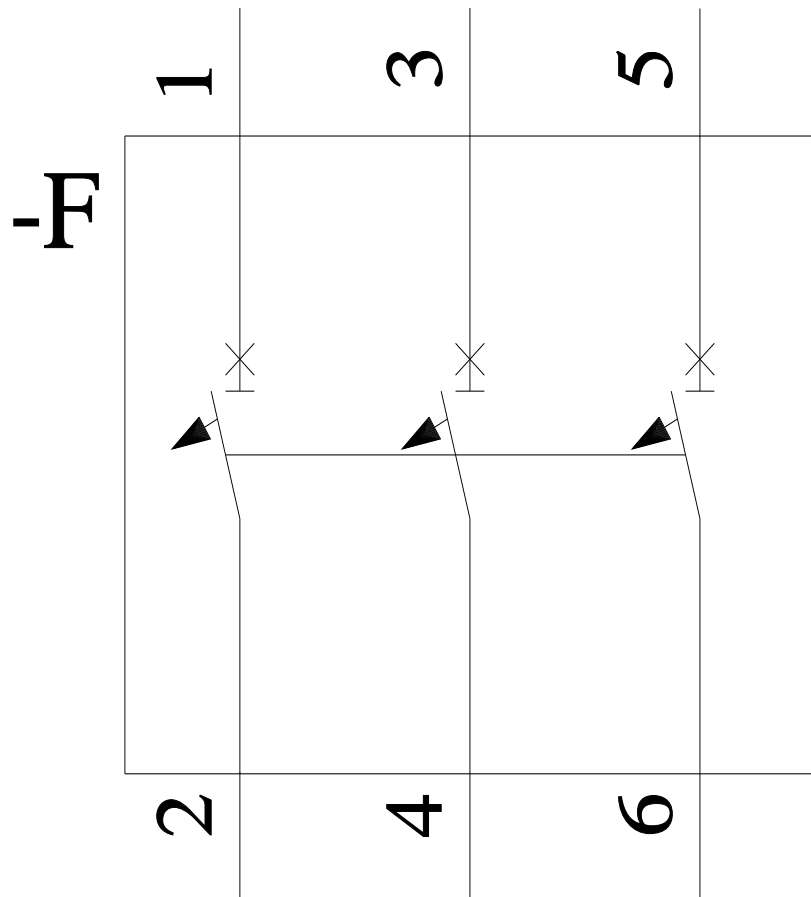
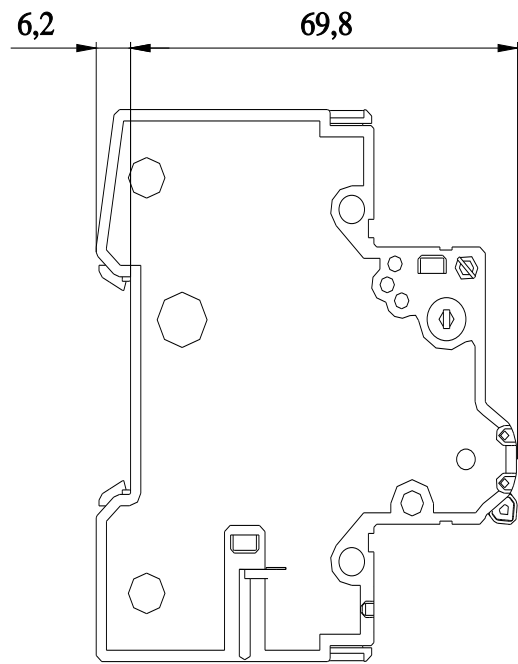
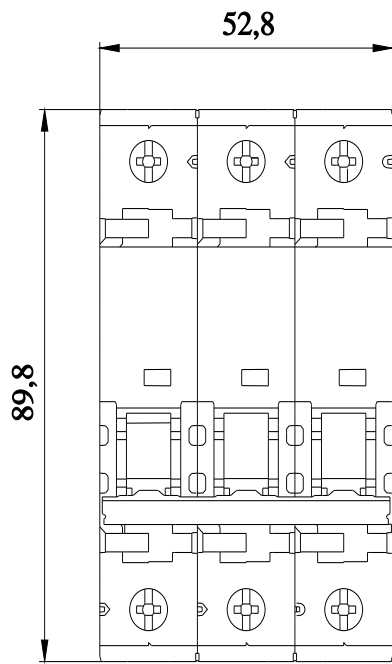
http://www.automation.siemens.com/bilddb/cax_en.aspx?mlfb=5SY4301-7

CAX-Online-Generator

<http://www.siemens.com/cax>

Tender specifications

<http://www.siemens.com/specifications>



CB

