

4

3

2

1

THIS DRAWING IS UNPUBLISHED. RELEASED FOR PUBLICATION
 © COPYRIGHT - TE Connectivity Ltd. ALL RIGHTS RESERVED.

REVISIONS					
P	LTR	DESCRIPTION	DATE	DWN	APVD
	L	REVISED PER ECO-20-001558	06FEB2020	SG	MZ

D

D

C

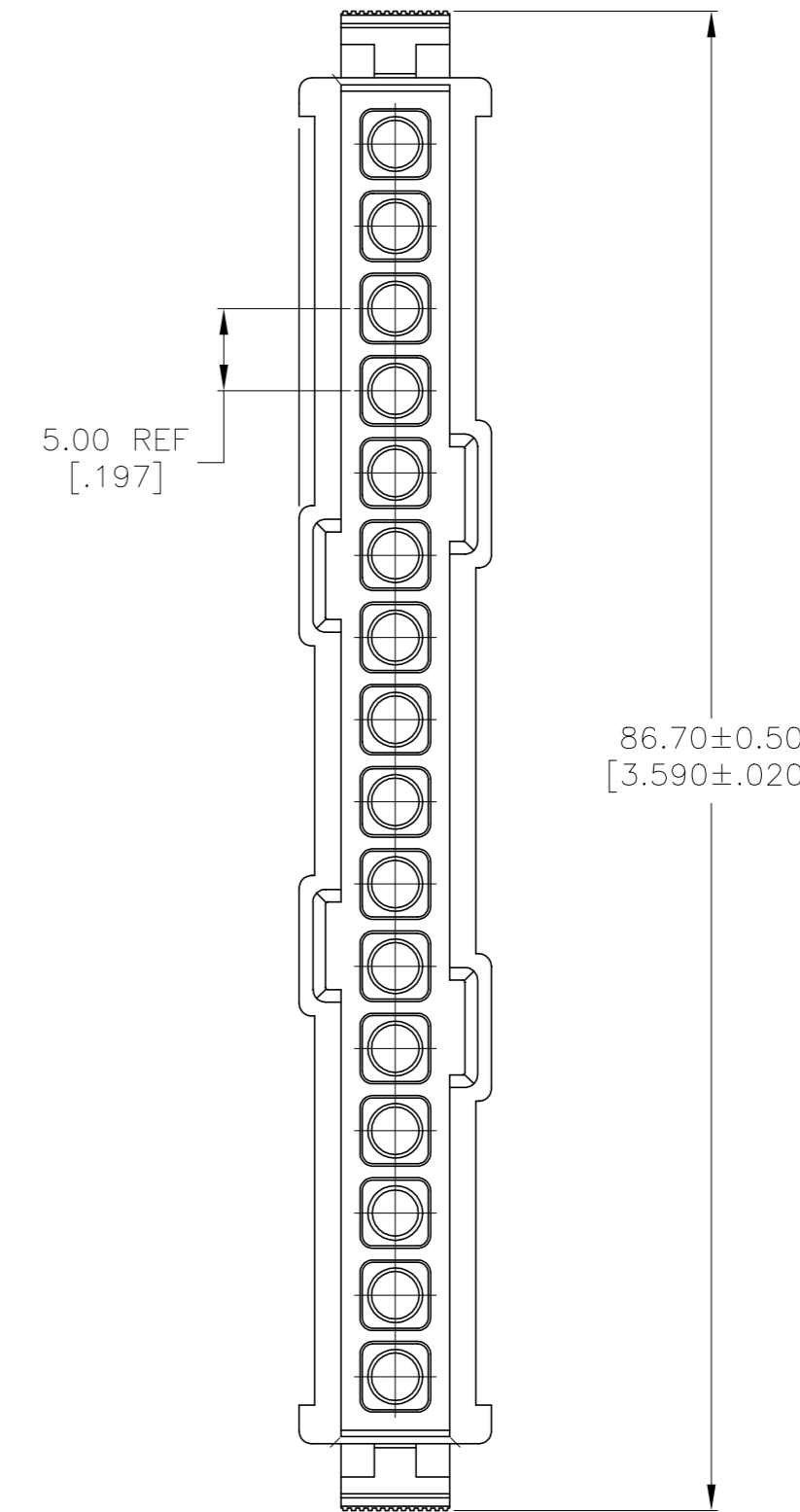
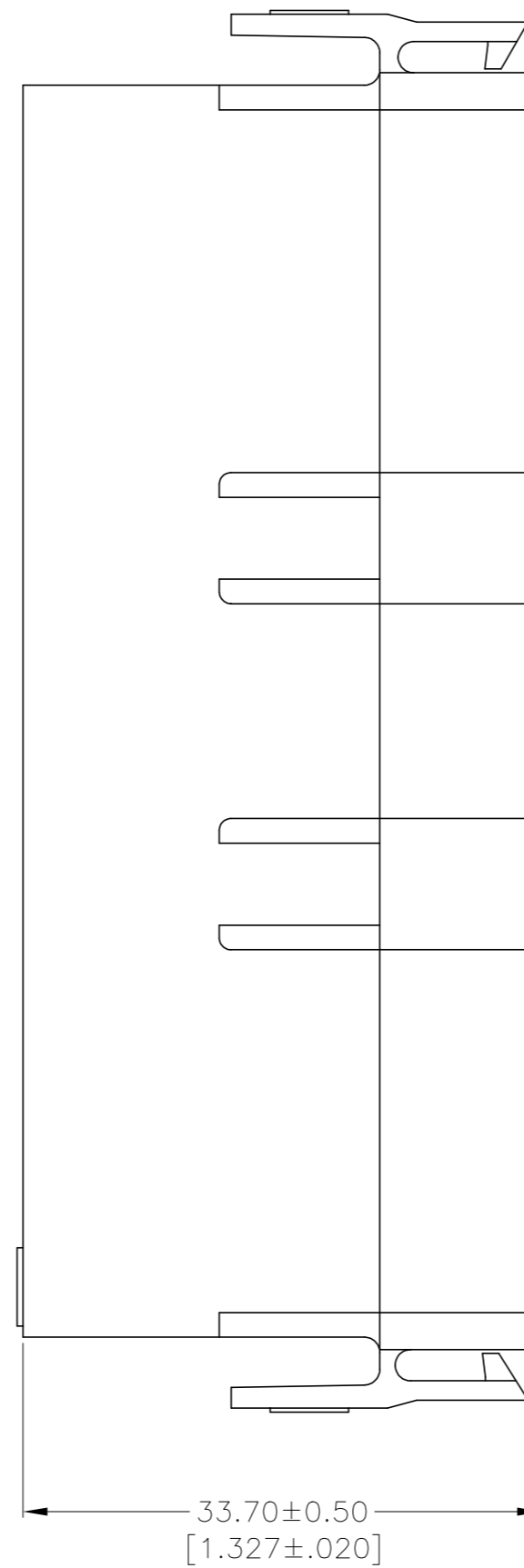
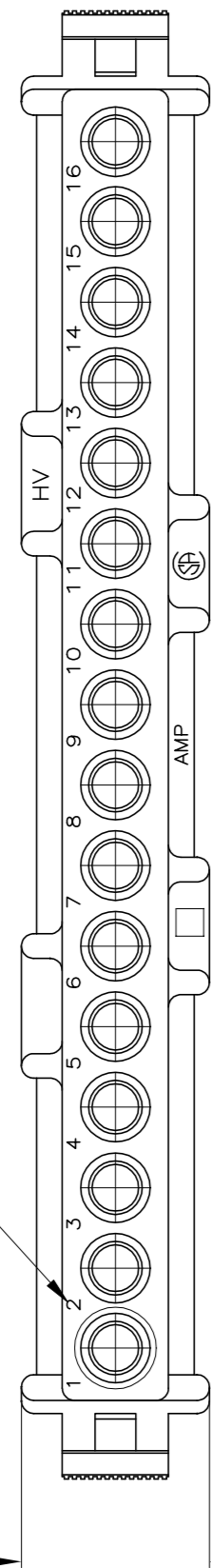
C

B

B

A

A



RAISED CAVITY IDENTIFICATION
ON REAR FACE ONLY

11.65 MAX
[.460]

33.70±0.50
[1.327±.020]

207543-1
PART NUMBER

NOTES:
1. INCH DIMENSIONS ARE IN PARENTHESIS AND SHOWN FOR REFERENCE ONLY

△ HOUSING MATERIAL: PA66, BLACK, UL 94 V-0 RATED

THIS DRAWING IS A CONTROLLED DOCUMENT.		DWN	22 NOV 77		
DIMENSIONS: mm [INCHES]		CHK	02 DEC 77 ALEXANDER HUNT III		
TOLERANCES UNLESS OTHERWISE SPECIFIED:		APVD	22 DEC 77	NAME	
0 PLC	± -	PRODUCT SPEC		HOUSING, RECEPTACLE, 16 POS, IN-LINE, FREE HANGING -SMALL METRIC CONNECTOR-	
1 PLC	± -	APPLICATION SPEC		SIZE	RESTRICTED TO
2 PLC	± -	MATERIAL		A2	-
3 PLC	± 0.25[.010]	FINISH		CAGE CODE	DRAWING NO
4 PLC	± -	MATERIAL		00779	C=207543
ANGLES	± -	WEIGHT		SCALE	SHEET
		CUSTOMER DRAWING		1:1	1 OF 1
				REV	L

207543