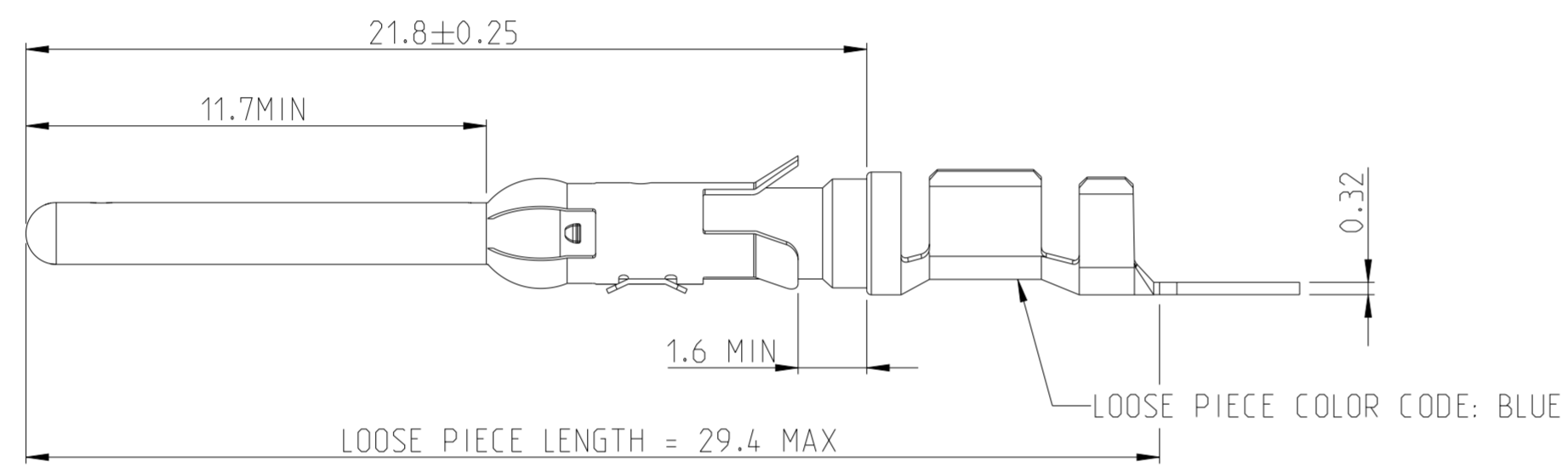
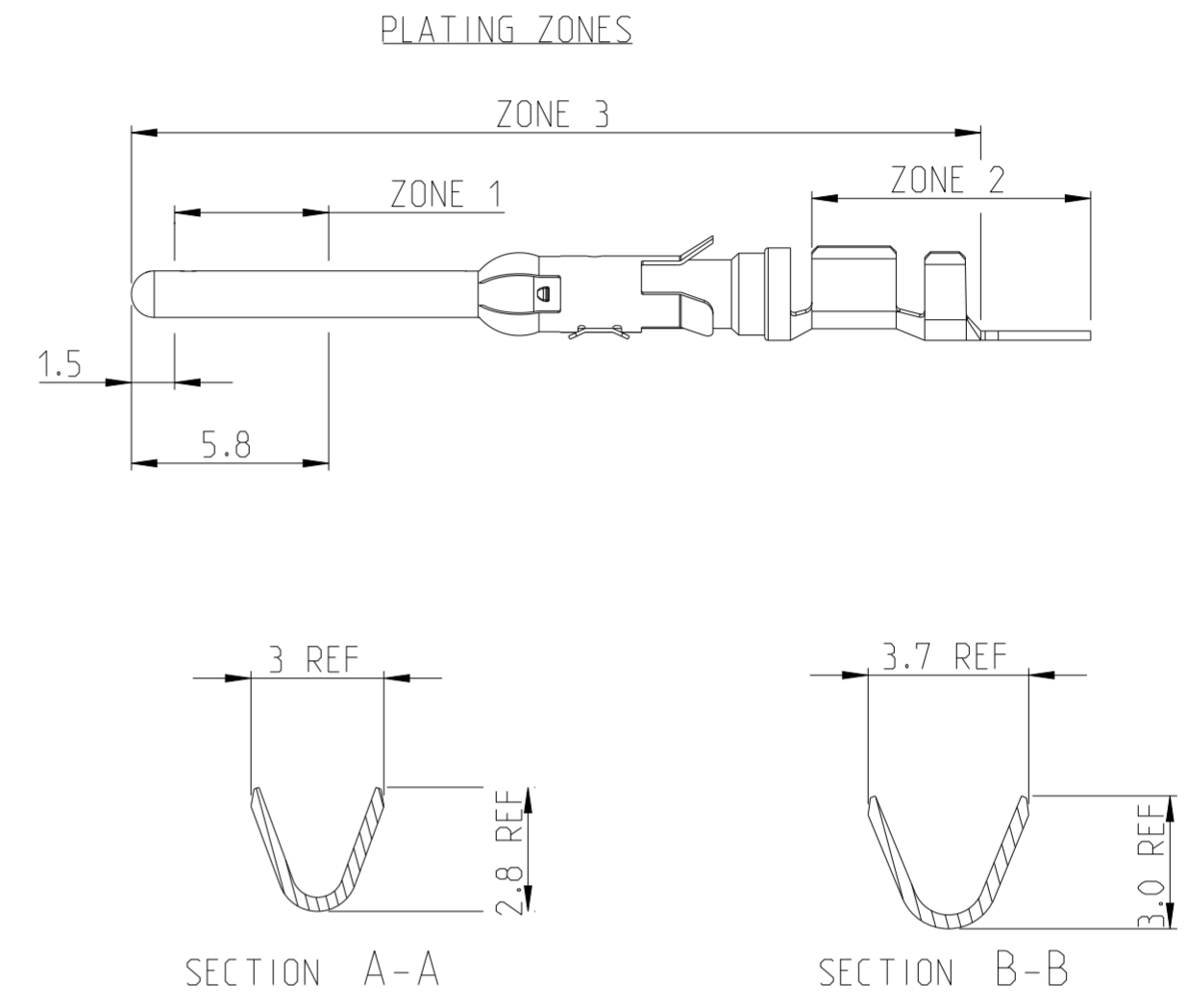
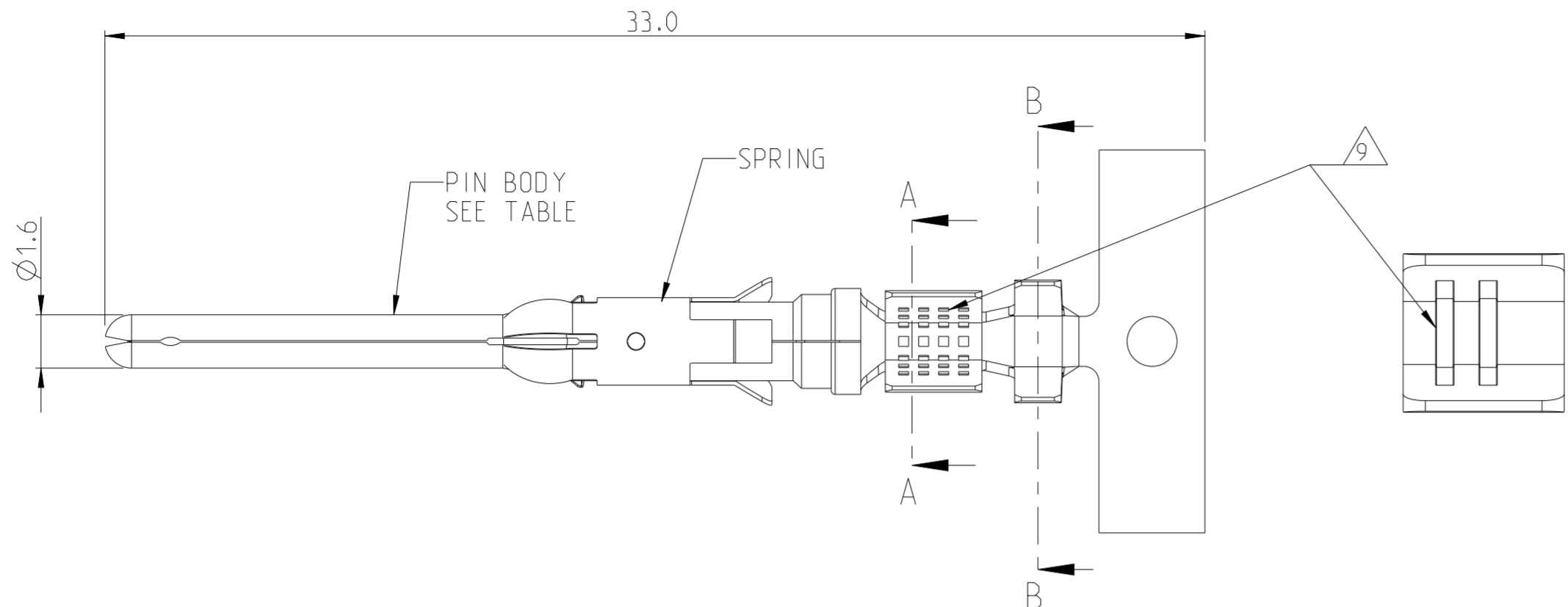


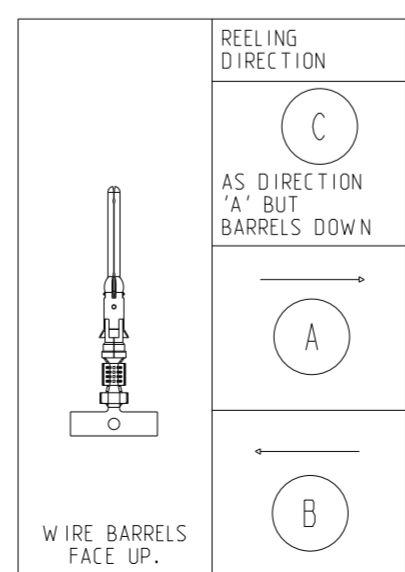
P	LTR	DESCRIPTION	DATE	DWN	APVD
N		ECO-21-006957	25JUN2021	RK	MZ
P		PLATING THICKNESS CHANGED REFER NOTE 7	29JUN2022	DM	SM



NOTES

- 1. 1.27 MICRON MIN NICKEL PLATE OVER ZONE 3.
0.76 MICRON MIN PRECIOUS METAL PLATE OVER ZONE 1.
1 MICRON MIN TIN PLATE OVER ZONE 2.
CONFORMS TO THE REQUIREMENTS OF TE CONNECTIVITY PRODUCT SPEC 108-10042
BASED ON EIA/ECA-364-1000.01A (CONTROLLED ENVIRONMENT APPLICATIONS)
- 2. 1.27 MICRONS MIN NICKEL PLATE OVER ZONE 3.
0.76 MICRON MIN PRECIOUS METAL ELECTROPLATE OVER ZONE 1.
0.076 MICRON MIN GOLD FLASH PLATE OVER THE REMAINDER OF ZONE 3.
CONFORMS TO THE REQUIREMENTS OF TE CONNECTIVITY PRODUCT SPEC 108-10042
BASED ON EIA/ECA-364-1000.01A (CONTROLLED ENVIRONMENT APPLICATIONS)
- 3. 1.54 - 2.54 MICRON SILVER PLATE OVER ZONE 3.
- 4. 1.27 MICRON MIN NICKEL PLATE OVER ZONE 3.
0.76 MICRON MIN GOLD PLATE OVER ZONE 1.
0.076 MICRON MIN GOLDFLASH PLATE OVER THE REMAINDER OF ZONE 3.
- 5. 1.27 MICRON MIN NICKEL PLATE OVER ZONE 3.
0.76 MICRON MIN GOLD PLATE OVER ZONE 1.
1 MICRON MIN TIN PLATE OVER ZONE 2.
- 6. HOT-DIPPED PRETIN
- 7. 1.27 MICRONS MIN NICKEL PLATE OVER ZONE 3.
2.5 - 5.1 MICRON ELECTRO-TIN PLATE OVER ZONE 3
- 8. 0.76 MICRON MIN NICKEL PLATE OVER ZONE 3 PER QQ-N-290
1.5 - 2.54 MICRON SILVER PLATE OVER ZONE 3.
- 9. SERRATIONS CAN BE MULTI LOCK OR TWO SLOTS.
- 10. WIRE RANGE: 0.75 - 1.50 mm² (18-16 AWG)
- 11. INSULATION RANGE: 2.0 - 2.5 mm (.080-.100) DIA
- 12. OMISSION OF 6 CONTACTS MAX PER REEL OF 5000PCS

REELING	FINISH	SPRING MATERIAL	PIN BODY	LOOSE PIECE	PART NUMBER
A	2	STAINLESS STEEL	PHBR	164164-8	1-164161-5
A	3	STAINLESS STEEL	PHBR	164164-7	1-164161-3
B	3	STAINLESS STEEL	PHBR		1-164161-2
A	6	STAINLESS STEEL	BRASS	164164-6	1-164161-1
A	6	STAINLESS STEEL	BRASS	164164-5	164161-9
A	1	STAINLESS STEEL	BRASS	164164-4	164161-7
B	1	STAINLESS STEEL	BRASS		164161-6
A	1	STAINLESS STEEL	BRASS	164164-2	164161-4
A	7	STAINLESS STEEL	BRASS	164164-1	164161-3
B	2	STAINLESS STEEL	BRASS		164161-2



THIS DRAWING IS A CONTROLLED DOCUMENT.	
DIMENSIONS: mm	TOLERANCES UNLESS OTHERWISE SPECIFIED:
0 PLC ±0.5	1 PLC ±0.25
2 PLC ±0.15	3 PLC ±0.15
4 PLC ±	ANGLES ±2°
MATERIAL SEE TABLE	FINISH SEE TABLE

DWN J. BRIGHT 01JUN2012	TE Connectivity
CHK J. AMBROSE 01JUN2012	
APVD M. GREENER 01JUN2012	
PRODUCT SPEC 108-10042	NAME TYPE III+, SIZE 16, PIN ASS'Y LONG SERIES, 18-16 AWG, 2.0-2.5mm DIA INSULATION
APPLICATION SPEC 114-19000	SIZE A2 CAGE CODE 00779 DRAWING NO. C-164161
WEIGHT -	RESTRICTED TO -
CUSTOMER DRAWING	SCALE NTS SHEET 1 OF 1 REV P