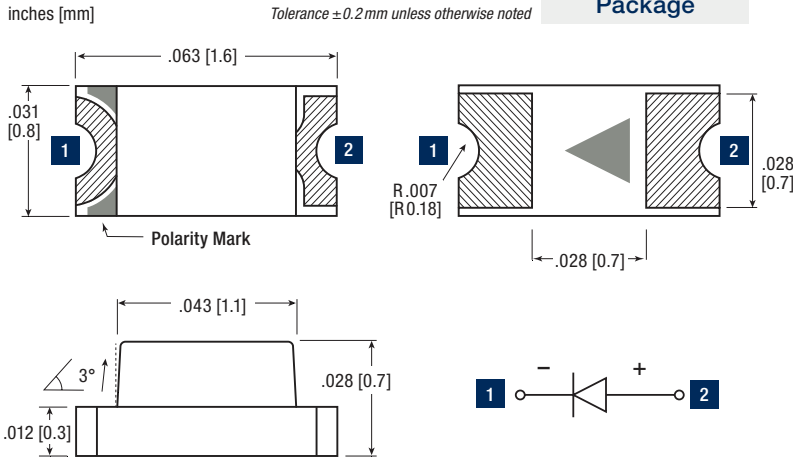




Dimensions



Certifications & Ratings

- RoHS compliant

Features & Benefits

- Compatible with automatic placement equipment
- Packaged in 8 mm tape, 7" reel (4000 pcs/reel) and 20 per strip
- Meets EIA-481-1 pkg. std.

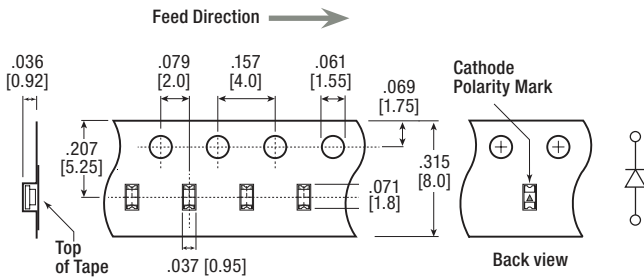
Part Number Guide

| Color | | Packaging Option | |
|-------|---|------------------|--------------------------|
| 5 | 9 | 2 | 20 piece tape |
| 9 | 0 | 7 | 7" reel 4000 pcs/reel |
| 0 | 0 | | |
| X | X | | |
| | | | |
| | | | |
| | | | |
| | | | |
| | | | |
| | | | |
| | | | |
| | | | |
| | | | |

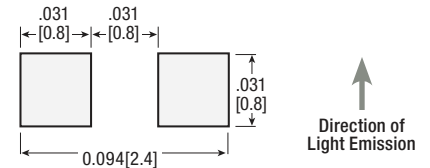
RoHS Compliant

Tape

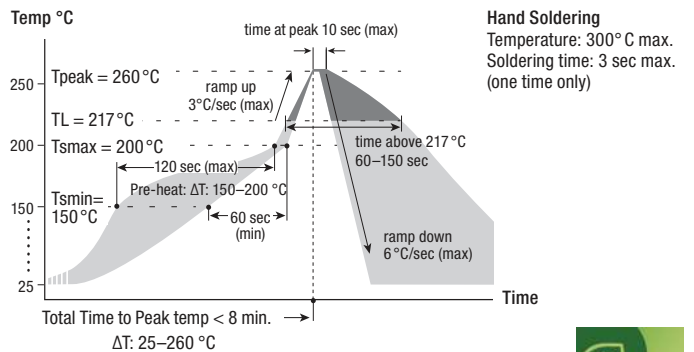
Tolerance ±0.1mm unless otherwise noted



Soldering

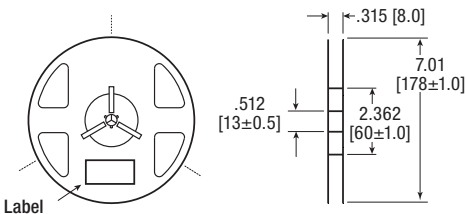


Reflow Profile



Reel

Tolerance ±0.1mm unless otherwise noted



Electrical/Optical Characteristics

| Dialight P/N | | Emitted Color | Material | Lens Color | Luminous Intensity | | | Dominant Wavelength | | | Forward Voltage | | | Viewing Angle (°deg.) | Thermal Resistance (°C/W) R _{th(j-s)} I _f =20 ma | Reverse Current Intensity (μA) (I _r) VR=5V |
|---------------|-------------------|---------------|----------|--------------|------------------------|-----|-----|---------------------|-----|-----|-----------------|-----|-----|-----------------------|--|---|
| 20-Piece Tape | 7" Reel, 4000 pcs | | | | I _f = 20 ma | | | | | | | | | | | |
| | | | | | Min | Typ | Max | Min | Typ | Max | Min | Typ | Max | | | |
| 599-0010-002F | 599-0010-007F | Red | AlInGaP | Non Diffused | 23 | 45 | - | 625 | 633 | 640 | - | 2.1 | 2.5 | 140 | 450 | 10 |
| 599-0020-002F | 599-0020-007F | Red-Orange | | | 90 | 169 | - | 620 | 625 | 630 | - | 2.1 | 2.5 | | | |
| 599-0030-002F | 599-0030-007F | Orange | | | 53 | 90 | - | 600 | 605 | 610 | - | 2.1 | 2.5 | | | |
| 599-0040-002F | 599-0040-007F | Yellow | | | 68 | 105 | - | 585 | 590 | 595 | - | 2.1 | 2.5 | | | |
| 599-0060-002F | 599-0060-007F | Yellow-Green | | | 9 | 43 | - | 562 | 569 | 575 | - | 2.1 | 2.5 | | | |
| 599-0081-002F | 599-0081-007F | Green | InGaN | | 195 | 340 | - | 517 | 525 | 530 | - | 3.1 | 3.5 | | | |
| 599-0091-002F | 599-0091-007F | Blue | | | 70 | 150 | 260 | 465 | 470 | 475 | 2.8 | 3.2 | 3.5 | | | |

Absolute Maximum Ratings @ Ts=25 °C

| | | |
|-----------------------------------|-------------|-------------------------|
| Power Dissipation (mW) | 72 | 102 ● G - InGaN |
| | | 70 ● B |
| Forward Current (mA) | 30 | 20 ● B |
| Reverse Voltage (V) | 5 | |
| Operating Temp (°C) | -40 to +100 | |
| Storage Temp (°C) | -40 to +100 | |
| Peak Pulse Fw Current (mA) | 60 | |
| Electrostatic Discharge (HBM) (V) | 2000 | 1000 ● G - InGaN ● B |
| Junction Temp (°C) | 105 | |

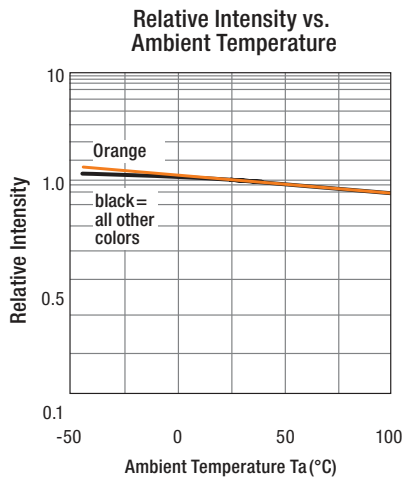
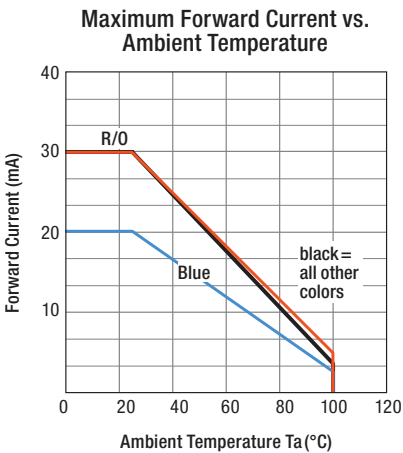
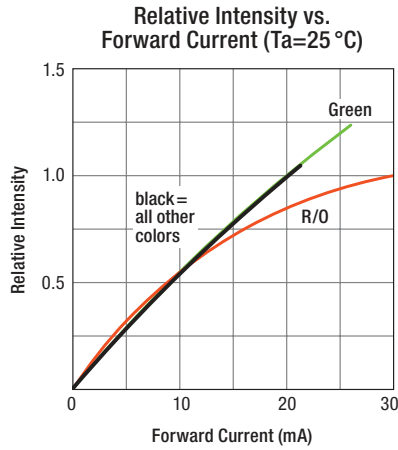
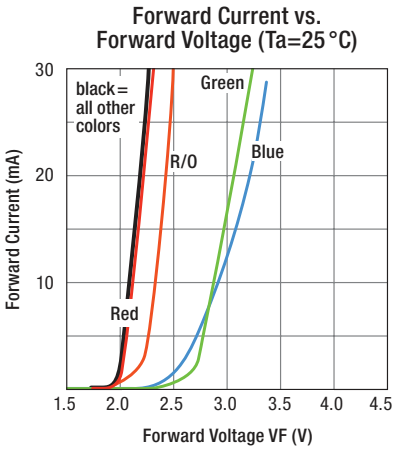
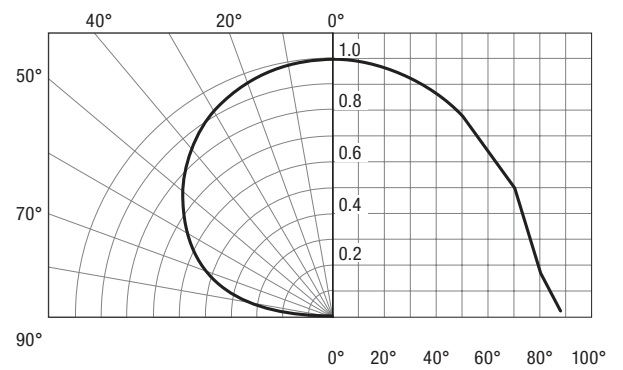


Diagram Characteristics of Radiation



Dialight reserves the right to make changes at any time in order to supply the best product possible. The most current version of this document will always be available at: www.dialightsignalsandcomponents.com

Warranty Statement: Except for the warranty expressly provided for at: www.dialight.com/resources/warranties/, Dialight disclaims any and all other warranties, express or implied, including, without limitation, any warranties of merchantability, fitness for a particular purpose, title, and noninfringement.