

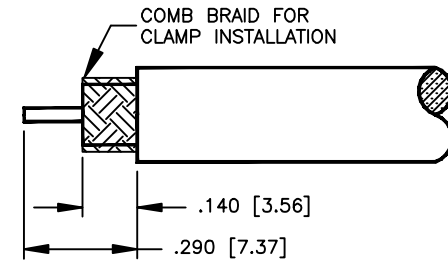
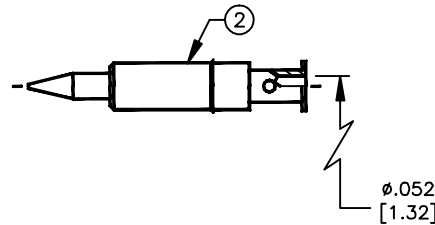
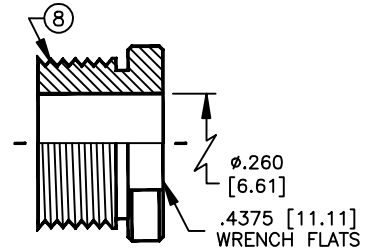
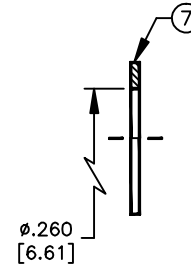
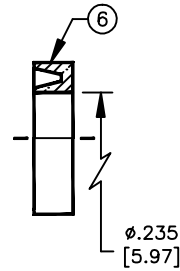
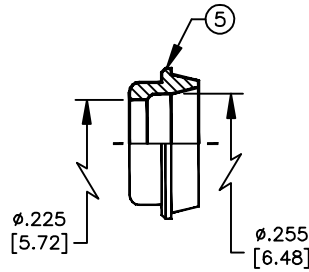
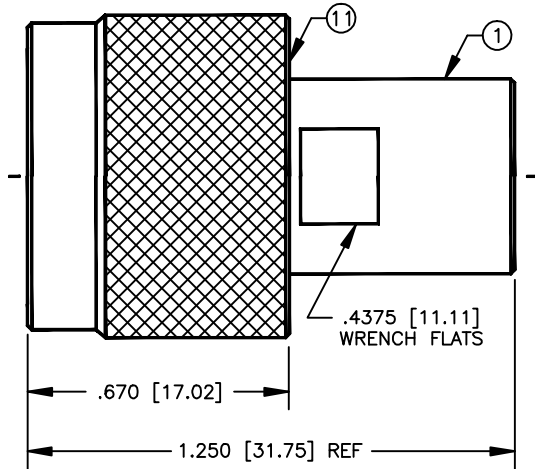
# SPECIFICATION CONTROL DRAWING

THIS DRAWING CONTAINS INFORMATION PROPRIETARY TO RF INDUSTRIES, LTD. ANY UNAUTHORIZED USE OF THIS DRAWING IS EXPRESSLY PROHIBITED. ANY VIOLATION IS PUNISHABLE UNDER U.S. COPYRIGHT LAWS.

REV	DESCRIPTION	DWN	DATE	APPROVED
B	ADD CLAMP HARDWARE AND DIMENSIONS	KMM	9/14/94	R. RICE
C	CHG BODY & DIE DIM /CHG BACK NUT TO FLATS / UPDATE DWG	CZS	4/30/98	R. RICE
D	CHANGE SHELL & BODY DIMS	CZS	12/22/98	R. RICE
E	CHANGEWASHER AND CLAMP NUT ID TO .260 (WAS .255)	JDM	2/20/01	JDM

ALL DIMENSIONS ARE REFERENCE ONLY

000000



## SPECIFICATIONS:

IMPEDANCE: 50 OHMS  
 WORKING VOLTAGE: 1000 VRMS @ SEA LEVEL  
 FREQUENCY RANGE: 0-11 GHz  
 INSERTION LOSS:  $\leq -0.2$ dB @ 10 GHz  
 VSWR MAX: 1.3:1 @ 9 GHz  
 FOR ANTENNA SPECIALIST K214 & PRO-FLEX 800, TIMES AA3096 & COMM/SCOPE 2278 & 2279 CABLE  
 INTERFACE PER MIL-STD-348A, SECTION 304.1

SUGGESTED STRIPPING INSTRUCTIONS  
 SUGGESTED DIE: .068

DIMENSIONS ARE IN INCHES AND [MILLIMETERS]

UNLESS OTHERWISE NOTED TOLERANCES ARE:  
 DECIMALS DIAMETER

DRAWN	C. ZUNIGA	12/22/98
CHECKED		
ORJ DRAWN	C. JONES	12/31/91

APPROVALS DATE

**RF connectors**  
 DIVISION OF RF INDUSTRIES, LTD.

7610 MIRAMAR RD  
 SAN DIEGO, CA 92126  
 (619)549-6340  
 (619)549-6345 FAX

## RFN-1004-1SP

N MALE CLAMP

SIZE	CABLE GROUP	DWG NO.	REV
A	P	7509	E

SCALE: 2:1 CAD FILE 13ARC B SHEET 1 OF 1

ITEM	DESCRIPTION	QTY	MATERIAL	FINISH
11	SHELL	1	BRASS	SILVER
10	GASKET	1	S.I. RUBBER	RED
9	RETAINING RING	1	BRASS	NONE
8	BACK NUT	1	BRASS	SILVER
7	WASHER	1	BRASS	SILVER
6	GASKET	1	S.I. RUBBER	RED
5	CLAMP	1	BRASS	SILVER
4	PRESS-FIT GROUND RING	1	BRASS	SILVER
3	DIELECTRIC	1	PTFE	NONE
2	PIN [PIN-310-10]	1	BRASS	GOLD
1	BODY	1	BRASS	SILVER