

SPECIFICATION

1.General Characteristics
 T-Flash Connector 08 Pin SMT 90°
 Standoff=0 Normal Push Push Type
 Selective Gold Flash Tape & Reel 1K/Reel

2.Material&Finish
 Insulator:LCP(UL94V-0),Black
 Contact:Phosphor Bronze,
 Gold Flash On Contact Area,Tin
 Plated On Solder Tails,Over Nickel
 Shell:Stainless,Gold Flash On Solder Area,
 Over Nickel Plated

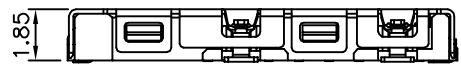
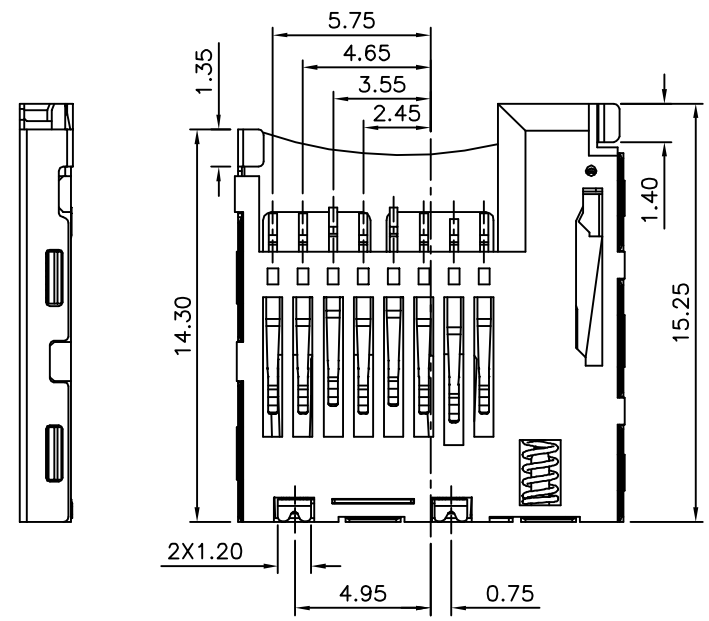
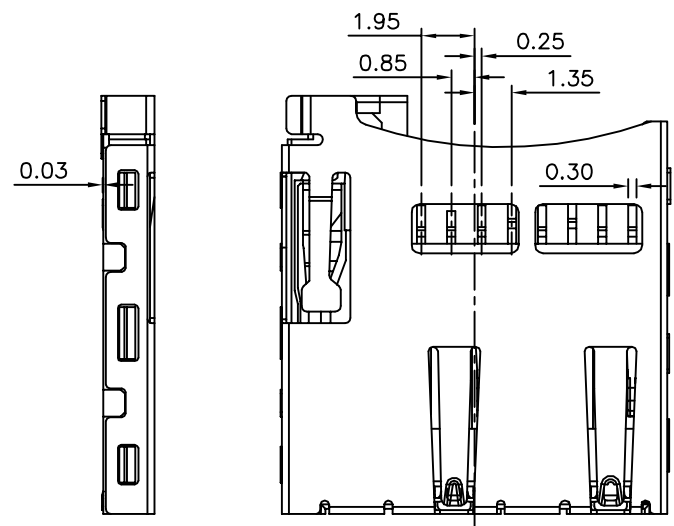
Spring:SWP-B
 Hook:Stainless

3.Electrical Characteristics
 Current Rating:0.5A Max.
 Contact Resistance:100 Milliohms Max.
 Insulation Resistance:250V DC Or 300V AC
 For No Less Than 1 Minute,
 1000 Megaohms Min.
 Withstanding Voltage:500V AC For 1 Minute

4.Mechanical Characteristics
 Mating Cycles:10000 Cycles
 Insertion Force:2.0 Kgf Max.
 Extraction Force:0.5 Kgf Min.

5.Environmental Characteristics
 Operating Temperature:-25°C~+85°C

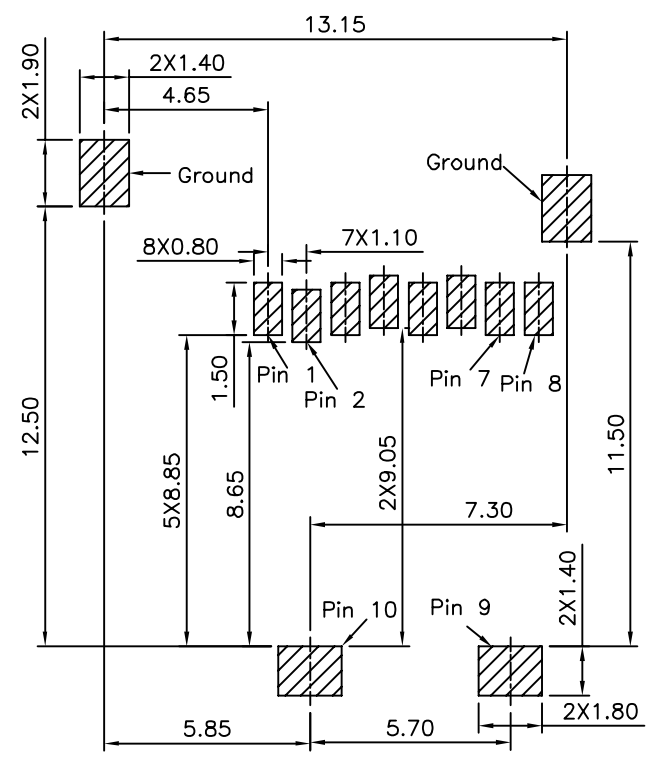
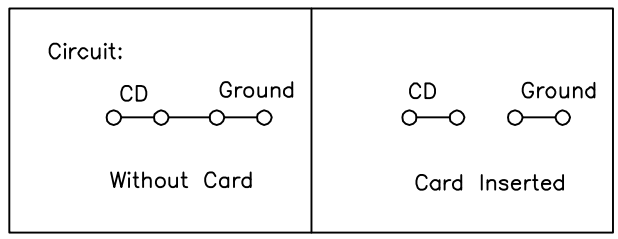
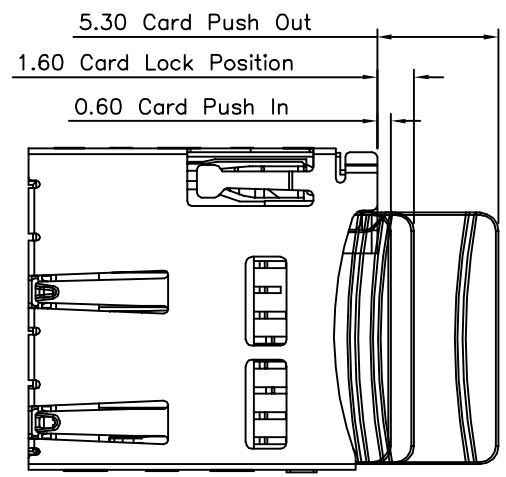
6.RoHS Compliant



4UCON 元化興業股份有限公司
 4UCON TECHNOLOGY INC.

DRAWING No.		APPROVED BY		UNLESS OTHERWISE SPECIFIED TOLERANCES ARE
15882		MEI		
		HZF		
		DRAWING BY		X. ±0.50 X.* ±5*
		SONG		.X ±0.25 .X.* ±2*
		A1		.XX ±0.15 .XX.* ±1*
SCALE	NONE	REV.	A1	UNIT mm

NO.	REV.	REVISIONS	CHK	DATE
△A1		Modify Data	HZF	08/22/2012
△A0		NEW RELEASE	HZF	01/19/2012



Recommended P.C.B. Layout (PCB Board Tolerance±0.05)

Pin No.	Micro SD
Pin 1	DAT2 1P
Pin 2	CD/DAT3 2P
Pin 3	CMD 3P
Pin 4	VDD 4P
Pin 5	CLK 5P
Pin 6	VSS 6P
Pin 7	DAT0 7P
Pin 8	DAT1 8P
Pin 9	Card Detect
Pin 10	

4UCON 元化興業股份有限公司
4UCON TECHNOLOGY INC.

DRAWING No.		APPROVED BY		UNLESS OTHERWISE SPECIFIED TOLERANCES ARE X. ±0.50 X.* ±5* .X ±0.25 .X* ±2* .XX ±0.15 .XX* ±1*
15882		MEI		
		CHECKED BY		
		HZF		
		DRAWING BY		UNIT mm
		SONG		
SCALE	NONE	REV.	A1	NO. REV.

△ A1	Modify Data	HZF	08/22/2012
△ A0	NEW RELEASE	HZF	01/19/2012
NO. REV.	REVISIONS	CHK	DATE

