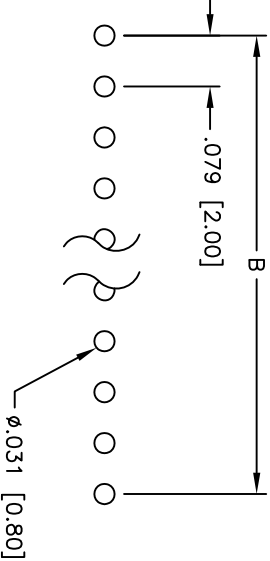
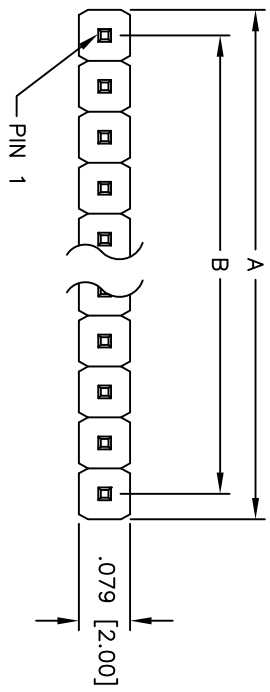
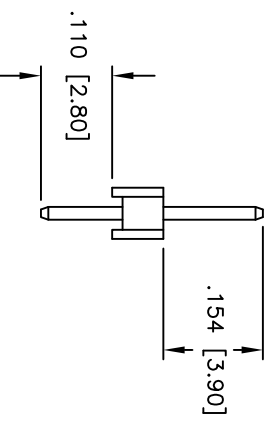
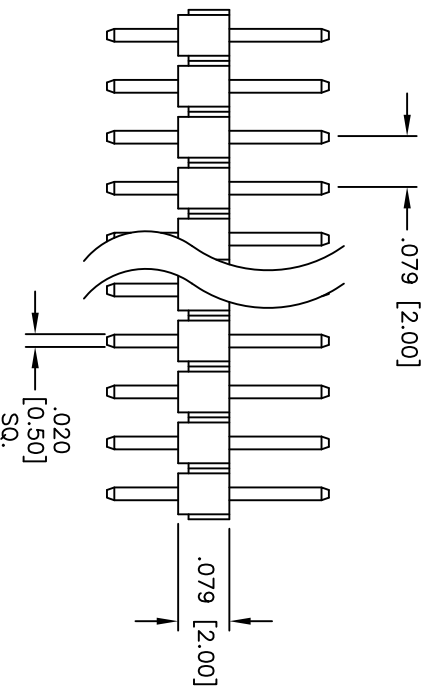


Rev	AWO #	Description	Date	Appr
-		RELEASED	3/31/05	

APPROVED: _____
 DATE: _____ TITLE: _____



RECOMMENDED
PCB LAYOUT



Positions: 2 thru 40
 A = .079 [2.00] x No. of Positions
 B = .079 [2.00] x No. of Spaces

ADAM TECH
 909 Rahway Avenue, Union, NJ 07083
 Phone: 908-687-5000 Fax: 908-687-5710

TITLE: .079 [2.00] SINGLE ROW PIN HEADER
 GOLD PLATED

SPECIFICATIONS:
 Material: Insulator: PBT, rated UL 94V-0
 Insulator color: Black
 Contacts: Brass
 Plating: Gold flash over Nickel underplate overall
 Electrical: Current rating: 1 Amp max
 Contact resistance: 20 mohms max
 Insulation resistance: 5,000 Mohms min @ 500 VDC
 Dielectric withstanding voltage: 500 VAC for 1 minute
 Temperature Rating: Operating temperature: -55°C to +105°C
 Environmental: Lead free, RoHS compliant



UNLESS OTHERWISE SPECIFIED ALL DIMENSIONS ARE INCHES [MM] TOLERANCES: EXCEPT AS NOTED		INCHES		HOLE SIZE	
.X	± .10	Ø.X	± .10		
.XX	± .020	Ø.XXX	± .015		
.XXX	± .015	Ø.XXX	± .010		
APPROVALS		DATE		TITLE	
DRAWN	SS	3/31/05		.079 [2.00] SINGLE ROW PIN HEADER	
CHECKED				GOLD PLATED	
APPROVED				PART NO. 2PH1-XX-UA	
SIZE X		SCALE: NTS		REV. -	
REF:		SHEET 1 OF 1			