ESSENTRA COMPONENTS

THOUSANDS OF NEW PRODUCTS

Essential Solutions

FULL RANGE CATALOG

www.essentracomponents.com

MAKING IT EASIER

800 847 0486

ESSENTRA
COMPONENTS

WELCOME TO ESSENTRA

We are global manufacturers and distributors of vital component parts for hundreds of markets and thousands of products. We're proud of what we do and believe that even the smallest products have a big part to play.

OUR KEY MARKETS

- HEALTH & PERSONAL CARE
- FOOD & DRINK
- ELECTRONICS
- EQUIPMENT MANUFACTURING
- HOUSEHOLD
- LOGISTICS
- POS & RETAIL
- VEHICLES

50+ YEARS of GLOBAL MANUFACTURING EXCELLENCE

GLOBAL REACH WITH A LOCAL TOUCH

We bring together the best products, ideas and distribution.

WHO IS ESSENTRA COMPONENTS?

WHETHER YOU HAVE A GLOBAL OR LOCAL PERSPECTIVE, OUR COMBINED REACH AND COLLECTIVE INSIGHT CREATES SOLUTIONS DESIGNED FOR YOU

40,000+ products available

over **80** million parts produced weekly

>1 BILLION parts in stock

1950's Formation of Filtrona Corporation

1968 Alliance Plastics Formed

2011 Acquisition of Richco

2013 Acquisition of Ulinco

2013 Rebrand to Essentra

2013 Acquisition of Mesan

2014 Acquisition of Abric

2018 Acquisition of Micro Plastics

2019 Acquisition of Innovative Components

NEW
PINS & LANYARDS

View
our entire
new line of
Pin & Lanyard
products on pages
732 - 745.

EXPANDED
Snap Rivets
PAGE 120

NEW
Cinch Rivets
PAGE 122

EXPANDED
Unscrewing Rivets
PAGE 123

NEW
Push Rivets
PAGES 125 - 127

NEW
Two-Piece Rivets
PAGE 125

NEW
Snap Fastener
PAGE 128

EXPANDED
Mounting Buttons
PAGE 129

NEW
Key Hole Clips
PAGE 130

NEW
Push In Fasteners
PAGE 132 - 133

NEW
Screw Anchors
PAGE 133

NEW
Anchor Rivets
PAGE 134

EXPANDED
Fir Tree Rivets
PAGES 136 - 138

NEW
Fir Tree Rivets
PAGES 138, 140 - 141

EXPANDED
Ratchet Fasteners
PAGE 141

NEW
Adjustable Mini Rivets
PAGE 141

EXPANDED
Mini Barbed Rivets
PAGE 142

NEW
Snap Tacks
PAGE 142 - 143

NEW
Male / Female Rivets
PAGE 143

NEW
Post and Screws
PAGE 144

NEW
Post and Pins
PAGE 144

NEW
Sign Fastener System
PAGE 145

NEW
Grommet Nuts
PAGE 145 - 146, 148 - 149

EXPANDED
Grommet Nuts
PAGE 146 - 147

NEW
Molded Acetal Rivets
PAGE 149

NEW
License Plate Fasteners
PAGE XX

EXPANDED
Phillips Pan Head Screws
PAGE 153

NEW
Pan Head Screws
PAGE 154 - 157

NEW
Spin Clips
PAGE 157, 164

NEW
Fillister Head Screws
PAGE 157 - 160

NEW
Binder Head Screws
PAGE 161 - 162

NEW
Slotted Round Head Screws
PAGE 163

NEW
Metal Core Screws
PAGE 164 - 165

NEW
Cheese Head Slotted Screws
PAGE 165

NEW
Flat Head Screws
PAGE 166 - 168

NEW
Oval Head Screws
PAGE 169 - 170

NEW PRODUCTS & EXPANDED LINES

NEW
Hex Slotted Screws
PAGES 171 - 173

NEW
Hex Slotted Spin Clips
PAGES 173, 177

NEW
Hex Unslotted Screws
PAGES 174 - 176, 178 - 179

NEW
Washer Cap Screws
PAGE 177

NEW
Hex Socket Cap Screws
PAGES 180 - 181

NEW
Metric Button Head Socket Cap Screws
PAGE 181

NEW
Shoulder Screws
PAGE 182

NEW
Thumb Screws
PAGES 182 - 184

NEW
Flat Head Wing Screws
PAGE 184

NEW
Knurled Spin Clips
PAGE 185

NEW
Eye Bolts
PAGE 185

NEW
Threaded Studs
PAGE 186, 189

NEW
Set Screws
PAGES 186 - 188

NEW
Nylon Threaded Rods
PAGE 189

NEW
Hex Nuts
PAGES 190 - 191

NEW
Lock Nuts
PAGE 191

NEW
Hex Jam Nuts
PAGE 192

NEW
Hex Flange Nuts
PAGE 193

NEW
Dress Nuts
PAGE 193

NEW
Knurled Thumb Nuts
PAGES 193, 195

NEW
Cap Nuts
PAGE 194

NEW
Quick Nuts
PAGE 193

NEW
Wing Nuts
PAGES 195 - 196

EXPANDED
Nylon Flat Washers
PAGES 197 - 202, 205

NEW
Nylon Flat Washers
PAGES 203 - 205

NEW
Retaining Washers
PAGE 208

NEW
Locking and Sealing Washers
PAGE 209

NEW
Spring Washers
PAGE 209

NEW
Finishing Washers
PAGE 210

NEW
Coved Spacers
PAGE 210

NEW
Screw Insulators
PAGE 211

NEW
Shoulder Washers
PAGES 212 - 218, 219

NEW
Cup Washers
PAGE 219

EXPANDED
Knobs
PAGE 220

NEW
Thumb Screw Knobs
PAGE 221

NEW PRODUCTS & EXPANDED LINES

Snap Rings
PAGE 225



EXPANDED
PCB Supports
PAGES 228 - 229

PCB Supports
PAGES 230 - 231

EXPANDED
Dual Locking
PCB Supports
PAGE 232

Locking Support Posts
PAGE 235

Cupped Support Posts
PAGES 236 - 237

Mini Support Posts
PAGE 238

EXPANDED
Key Slot Locking
Support Posts
PAGE 243

EXPANDED
Reverse Mount Locking
PCB Supports
PAGE 244

Cupped Reverse Mount
Locking Support Posts
PAGE 246



EXPANDED
Adhesive Mount Locking
PCB Supports
PAGES 247, 248

EXPANDED
Push Spacers
PAGE 250

Female Threaded
Locking PCB Supports
PAGE 253



EXPANDED
Male Threaded Locking
PCB Supports
PAGES 255, 256

Male Threaded
Non-Locking PCB
Supports
PAGES 256

EXPANDED
Male Female Threaded
Standoffs
PAGES 259 - 260

Hex Standoffs
PAGE 263

Threaded Round
Standoffs
PAGE 263

Hex Self Tapping
Standoffs
PAGES 264

EXPANDED
Round Nylon
Through Spacers
PAGES 268 - 276

EXPANDED
Self Retaining Spacers
PAGE 280

Retaining Spacers
PAGE 281

EXPANDED
Snap In Narrow
Card Guides
PAGE 287

Capacitator Mounts
PAGE 298

Transistor
Insulator Bases
PAGES 299 - 300



Power Transistor
Covers
PAGE 301

LED Spacers
PAGE 303

Square LED Mounts
PAGE 304



EXPANDED
Panel Mount
LED Holders
PAGE 305

Releasable Clamps
PAGES 311, 317, 318

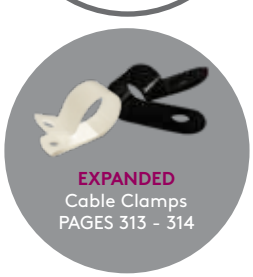

EXPANDED
Cable Clamps
PAGES 313 - 314

Heavy Duty
Cable Clips
PAGE 315

EXPANDED
Adhesive Mount
Adjustable Clamps
PAGE 316

Stock Adhesive Mount
Adjustable Clamps
PAGE 316

EXPANDED
Plug In
Locking Clamps
PAGE 317

Double Screw Clips
PAGE 321

NEW

Adhesive Mount U Clips
PAGE 321

NEW

Adhesive Mount Contour Clips
PAGE 320

NEW

Releasable Adhesive Backed Wire Clips
PAGE 322

NEW

Double Adhesive Backed Cable Clips
PAGE 321

NEW



EXPANDED
Adhesive Mount Clips
PAGE 322 - 323



Split Routing Clamp
PAGE 324

NEW



Nail In Cable Clips
PAGE 325

NEW

EXPANDED
Snap In Cable Hanger
PAGE 326

Quick Cable Clamp
PAGE 326

EXPANDED
Adhesive Mount Standoff Curly Locks
PAGE 332

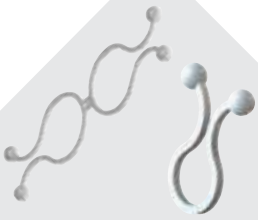

EXPANDED
Twist Locks
PAGE 334, 335

Twist Locks
PAGES 331, 333, 335, 336

Standoff Clamp
PAGE 337

NEW

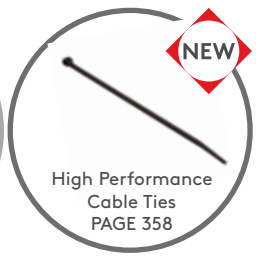

NEW PRODUCTS & EXPANDED LINES

3-Prong Knobs
PAGE 486

Royal 3-Prong Knobs
PAGE 487

4-Prong Knobs
PAGE 488

4-Star Knobs
PAGE 489

5-Star Knobs
PAGE 491

Ergo Star Knobs
PAGE 492

Fluted Knobs
PAGES 493 - 494

T-Knobs &
Rounded T-Knobs
PAGES 495 - 496

Mini & Hurricane
T-Knobs
PAGES 496 - 497

T-Wing Knobs
PAGE 497

Ball Knobs
PAGES 498 - 499

Long Tapered Knobs
PAGE 500

Shift Knobs
PAGES 500 - 501

Knurled / Round
Thumbscrew Knobs
PAGE 502



Pull Knobs
PAGE 503

Knurled Thumbscrew
Knobs
PAGE 503

Self-Assembly Knobs
PAGE 504

Snap Lock Knobs
PAGE 505

EXPANDED
Cover Pull Handles
PAGE 512

Snap-In Handles
PAGE 512

Access Control Unit
PAGES 707 - 708

Access Interface
Keypads & Proximities
PAGES 709 - 710

AC-DC Power Supplies
PAGE 710

All Metal Electronic
Swinghandles
PAGES 711 - 712

Electronic Swinghandles
with LED Indicators
PAGES 713 - 714

Electronic Swinghandles
with RFID Readers
PAGES 715 - 716

Std/Electromechanical
Electronic Swinghandles
PAGES 717 - 718

Electronic Keepers
PAGE 719

Solenoid Locks
PAGE 720



Keypad Electronic
Cabinet Locks
PAGES 721 - 722

Touch Panel Electronic
Cabinet Locks
PAGES 723 - 724

Touch Panel Electronic
Cabinet Locks
PAGES 725 - 726

Keypad Electronic
Cabinet Locks
PAGES 727 - 728

Keypad Electronic
Cabinet Locks
PAGE 729

Remote Control Electronic
Cabinet Lock
PAGE 730

NEW PRODUCTS & EXPANDED LINES

AREAS OF EXPERTISE

AUTOMOTIVE

Thousands of standard products are complemented by additional capabilities for custom solutions.

OIL & GAS

Protect against pipe contamination and damage to machined threads and flange faces.

FLUID POWER

A comprehensive line of protection products to protect fittings and hoses.

CONSTRUCTION & AGICULTURAL MACHINERY

Heavy duty components provide numerous benefits including noise isolation and reducing vibration

ELECTRONICS

Components made from engineered resins provide excellent insulation while being lightweight and cost effective.

INDUSTRIAL MACHINERY

Cost effective machine safety products that provide real value.

ELECTRICAL ENCLOSURES

A wide range of locks, hinges and accessories for indoor and outdoor cabinets, all with excellent security

METAL FABRICATION

Thousands of components support your in-plant operations while our extensive range of hardware adds the perfect finishing touch.

R&D AND PRODUCTION



Essentra Components develops high-performance, innovative, ergonomic customer-oriented products, sensitive to the environment and human health, and which comply with national and international standards.

Our products are developed with the current and future needs of our customers in mind. Our main objective is to be a solutions partner for our customers, by delivering a full range of products with different styling, colors, materials and functionality.

We're committed to continually improving our products and helping our customers realize their full potential. As Essentra, we will continue to use our innovative technology and global distribution network to deliver the highest value to our customers.

QUALITY

We understand that continuous improvement in all of our processes drives customer satisfaction. We ensure our products meet customer expectations, and technical and legal requirements.

Our quality system is ISO 9001-2008 certified and our products are manufactured to comply with RoHS standards. We meet our obligations concerning the Registration, Evaluation, Authorisation, and Restriction of Chemicals (REACH).

We commit to:

- Products with superior quality
- A lean manufacturing approach to identify and eliminate waste
- Providing a modern, safe and peaceful working environment for our employees
- Continuous development of our processes
- Leading the industry with innovative concepts
- Designing and manufacturing high value-added products, delivering them on time at reasonable prices
- Ethical values and being sensitive to the environment

CONTENTS

22 - 65	CAPS, PLUGS & NETTING
66 - 87	HIGH TEMPERATURE MASKING
88 - 105	PIPE & FLANGE PROTECTION
106 - 117	HOSE PROTECTION, BUNDLING & SECURING
118 - 223	FASTENERS
224 - 307	PCB & ELECTRONICS HARDWARE
308 - 433	FIBER, WIRE & CABLE MANAGEMENT
434 - 471	TUBE GLIDES, FEET, BUMPERS & CASTERS
472 - 483	WORKHOLDING
484 - 515	KNOBS, HANDLES & GRIPS
516 - 730	ACCESS HARDWARE
732 - 745	PINS & LANYARDS

FAST-FIND INDEX

CAPS, PLUGS & NETTING

Pages 24 - 26

Page 27

Page 28

Pages 29 - 30

Page 31

Page 32

Page 33

Page 34

Page 35

Page 36

Page 38

Page 38

Page 39

Page 40

Page 41

Page 42

Page 43

Page 44

Page 45

Page 47

Page 48

Page 49

Page 50

Page 51

Page 52

Page 53

Page 54

Page 56

Page 57

Page 58

Page 58

Page 62

Page 62

Page 62

Page 63

Pages 64 - 65

HIGH TEMPERATURE MASKING

Pages 68 - 69

Page 70

Page 71

Page 71

Page 73

Page 74

Page 75

Page 76

Page 76

Page 77

Page 78

FAST-FIND INDEX

Page 78

Page 79

Page 80

Page 80

Page 81

Page 82

Page 82

Page 84

Page 84

Page 85

Pages 86 - 87

PIPE & FLANGE PROTECTION

Page 90

Page 90

Page 91

Page 91

Page 92

Page 93

Page 93

Page 94

Page 95

Page 95

Page 96

Page 96

Pages 97 - 99

Page 100

Page 101

Page 101

Page 102

Page 102

Page 103

Page 104

Page 104

Page 105

HOSE PROTECTION, BUNDLING & SECURING

Page 108

Page 109

Page 110

Page 111

Page 113

Page 113

Page 114

Page 115

Page 115

Page 116

Page 116

FAST-FIND INDEX

FASTENERS

Page 120

Page 121

Page 122

Page 122

Page 125

Page 126

Page 128

Page 129

Page 130

Page 131

Page 132

Page 134

Page 135

Page 136

Page 141

Page 142

Page 143

Page 143

Page 145

Page 146

Page 148

Pages 149 - 150

Pages 151 - 178

Pages 179 - 182

Page 182

Page 183

Pages 188 - 192

Page 193

Pages 195 - 206

Pages 206 - 208

Pages 209 - 217

Pages 218 - 219

Page 220

Page 221

Page 222

Page 223

PCB & ELECTRONICS HARDWARE

Page 227

Page 228

Page 230

Page 233

Page 234

Page 235

Page 239

Page 241

Page 242

Page 244

Page 245

Page 248

Page 251

Page 253

Page 254

Page 257

Pages 261 - 263

Page 264

Pages 265 - 278

Page 279

FAST-FIND INDEX

Page 281

Page 282

Pages 283 - 285

Pages 286 - 291

Page 293

Pages 294 - 297

Page 298

Pages 299 - 300

Page 301

Page 302

Page 303

Page 305

Page 306

Page 307

FIBER, WIRE & CABLE MANAGEMENT

Page 310

Page 311

Pages 313 - 314

Page 315

Page 318

Page 320

Page 321

Page 322

Page 324

Page 325

Page 326

Page 329

Page 331

Page 332

Page 333

Page 335

Page 337

Page 340

Page 340


Page 342

Page 344

Page 346

Page 348

Page 350

Page 351

Page 353

Page 354

Page 355

Page 356

Page 359

Page 360

Page 362

Page 363

Page 364

Page 367

Page 368

Page 370

Page 373

Page 373

FAST-FIND INDEX

Page 375

Page 376

Page 377

Page 379

Page 380

Page 381

Page 383

Page 384

Page 385

Page 386

Page 391

Page 392

Page 395

Page 397

Page 399

Page 401


Page 403

Page 404

Page 405

Page 406

Page 413

Page 417

Pages 419 - 420

Page 422

Page 428

Page 430

Page 431

Page 432

TUBE GLIDES, FEET, BUMPERS & CASTERS


Page 437

Page 440

Page 441

Page 442

Page 443

Page 444

Page 446

Page 447

Page 448

Page 449

Page 451

Page 451

Page 452

Page 453

Page 456

Page 457

Page 458

Page 461

Page 462

Page 464

Pages 465 - 466

Page 467

Page 469

Page 470

Page 471

WORKHOLDING

Page 474

Page 476

Page 474

Page 480

Page 481

Page 482

KNOBS, HANDLES & GRIPS

Page 487

Page 488

Page 489

Page 491

Page 492

Page 493

Page 495

Page 496

Page 497

Page 499

Page 500

Page 502

Page 504

Page 505

Page 506

Page 507

Page 509

Page 510

Page 510

Page 511

Page 512

Page 512

Page 513

Page 514

Page 515

ACCESS HARDWARE

Page 524

Page 528

Page 531

Page 533

Page 535

Page 536

Page 538

Page 540

Page 543

Page 545

Page 546

Page 548

Page 549

Page 550

Page 551

Page 552

Page 555

Page 556

Page 557

FAST-FIND INDEX

Page 558

Page 559

Page 560

Page 562

Page 563

Page 565

Page 565 - 566

Page 567

Page 568

Page 570

Page 573

Page 576

Page 578

Page 579

Page 580

Page 582

Page 583

Page 584

Page 586

Pages 590 - 595

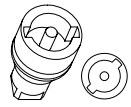
Page 596

Pages 590 - 595

Page 598

Page 598

Page 600

Page 604

Page 606

Page 608

Page 609

Page 610

Page 611

Page 612

Page 615

Page 616

Page 617

Page 618

Page 619

Page 620

Page 621

Page 621

Page 623

Page 624

Page 626

Page 627

Page 628

Page 629


Page 632

Page 634

Page 638

Page 641

Page 642

Pages 643 - 644

Pages 645

Page 646

Page 649

Page 650

Page 651

FAST-FIND INDEX

Page 652

Page 654

Page 655

Page 658

Page 659

Page 662

Page 663

Page 665

Page 669

Page 672

Page 674

Page 675

Page 675

Page 677

Page 678

Page 679

Page 682

Page 684

Page 687

Page 688

Page 689

Page 690

Page 692

Page 693

Page 695

Page 699

Page 699

Page 701

Page 704

Pages 707 - 708

Page 709

Page 710

Page 711

Page 715

Page 717

Page 718

Page 719

Page 720

Page 721

Page 725

Page 727

Page 729

Page 730

PINS & LANYARDS

Pages 734 - 736

Page 737

Page 737

Page 738 - 739

Page 740

Page 741

Page 741

Page 742

Page 743

Page 744

Page 745

CAPS, PLUGS & NETTING


TAPERED CAPS & PLUGS 24-27

PUSH-FIT CAPS 28-32

PUSH-FIT CAPS FOR THREADS 33-38

THREADED CAPS 39-40

PUSH-FIT PLUGS 41-44

SHEET METAL PLUGS 45-46

CONNECTOR PLUGS 47

PACKAGING TUBE PLUGS 48

PUSH-FIT PLUGS FOR THREADS 49-52

FLUID ABSORPTION PLUGS 53

THREADED PLUGS 54-61

PROPANE VALVE PRODUCT CAPS & PLUGS 62

NETTING 63

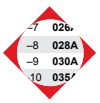

APPLICATION WIZARDS 64-65

CAPS, PLUGS & NETTING

TAPERED CAPS & PLUGS

Numbered/GP Series
Tapered Caps or Plugs

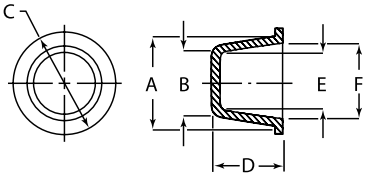

Specifications:

- Material: Low-Density Polyethylene
- Color: See Table

Features:

- The tapered design allows the part to plug multiple inner diameters or cap multiple outside diameters
- Protects against damage, dirt, moisture and corrosion during storage and shipping
- GP series parts have a heavy duty design which includes a rugged wall and seal rings for maximum protection

To Assure Proper Fit:

Plugs	Caps
Plug dimension "A" should be approx. 1% larger than the inner diameter of the part. Minimum of .020"	Cap dimension "E" should be approx. 1% smaller than the outside diameter of the part. Minimum of .020"

See pages 64 and 65 for Application Wizards

Item No.		Use as a Plug								Use as a Cap				Bulk Pack Qty
		A		B		C		D		E		F		
Blue	Red	in	mm	in	mm	in	mm	in	mm	in	mm	in	mm	
001A	—	0.180	4.57	0.115	2.92	0.313	7.94	0.406	10.32	0.051	1.30	0.118	3.00	5000
001-SA	—	0.180	4.57	0.138	3.51	0.310	7.87	0.250	6.35	0.051	1.30	0.118	3.00	5000
1000A	1000B	0.205	5.21	0.145	3.68	0.410	10.41	0.410	10.41	0.079	2.01	0.150	3.81	5000
002A	002C	0.240	6.10	0.175	4.45	0.375	9.53	0.375	9.53	0.109	2.77	0.175	4.45	5000
003A	—	0.268	6.81	0.209	5.31	0.375	9.53	0.375	9.53	0.127	3.23	0.193	4.90	5000
003WA	—	0.274	6.95	0.200	5.08	0.594	15.08	0.375	9.53	0.150	3.81	0.220	5.58	5000
004A	004B	0.275	6.99	0.209	5.31	0.438	11.11	0.375	9.53	0.150	3.81	0.209	5.31	5000
005A	005B	0.302	7.67	0.240	6.10	0.469	11.91	0.375	9.53	0.175	4.45	0.240	6.10	5000
—	GP607A	0.325	8.26	0.292	7.42	0.531	13.49	0.375	9.53	0.215	5.46	0.250	6.35	5000
—	50222	0.335	8.50	0.185	4.70	0.461	11.70	0.886	22.50	0.098	2.50	0.224	5.70	10000
006A	006B	0.335	8.51	0.265	6.73	0.469	11.91	0.375	9.53	0.204	5.18	0.275	6.99	5000
007A	007B	0.365	9.27	0.300	7.62	0.531	13.49	0.375	9.53	0.234	5.94	0.301	7.65	5000
007WA	—	0.365	9.27	0.300	7.62	0.680	17.27	0.375	9.53	0.234	5.94	0.301	7.65	5000
007SA	—	0.365	9.27	0.330	8.38	0.500	12.70	0.219	5.56	0.266	6.76	0.301	7.65	5000
—	GP610A	0.389	9.88	0.320	8.12	0.563	14.29	0.438	11.11	0.212	5.38	0.285	7.23	5000
008A	008C	0.398	10.11	0.330	8.38	0.563	14.29	0.375	9.53	0.275	6.99	0.330	8.38	5000
009A	009C	0.428	10.87	0.360	9.14	0.594	15.08	0.375	9.53	0.299	7.59	0.365	9.27	5000
010A	010B	0.460	11.68	0.390	9.91	0.625	15.88	0.393	10.0	0.325	8.26	0.396	10.06	5000
—	10750	0.465	11.80	0.394	10.00	0.591	15.00	0.374	9.50	0.335	8.50	0.394	10.00	10000
011A	011B	0.485	12.32	0.420	10.67	0.594	15.08	0.375	9.53	0.356	9.04	0.421	10.69	5000
—	GP617A	0.501	12.72	0.437	11.09	0.647	16.43	0.438	11.11	0.352	8.94	0.420	10.66	4000
012A	012E	0.512	13.00	0.447	11.35	0.625	15.88	0.406	10.32	0.385	9.78	0.448	11.38	5000
—	10421	0.520	13.20	0.445	11.30	0.669	17.00	0.433	11.00	0.386	9.80	0.457	11.60	10000
013A	013C	0.547	13.89	0.490	12.45	0.719	18.26	0.500	12.70	0.409	10.39	0.485	12.32	5000
—	12421	0.551	14.00	0.441	11.20	0.689	17.50	0.728	18.50	0.362	9.20	0.476	12.10	5000
013SPA	—	0.545	13.84	0.478	12.14	0.719	18.26	0.313	7.94	0.410	10.41	0.480	12.19	5000
013WA	—	0.547	13.89	0.478	12.14	0.875	22.23	0.500	12.70	0.409	10.39	0.485	12.32	7000
014A	014C	0.568	14.43	0.500	12.70	0.750	19.05	0.438	11.11	0.435	11.05	0.503	12.78	5000
1015A		0.576	14.63	0.500	12.70	0.720	18.29	0.470	11.94	0.440	11.18	0.516	13.11	5000
—	12901	0.583	14.80	0.472	12.00	0.689	17.50	0.433	11.00	0.413	10.50	0.472	12.00	5000
—	015A	0.594	15.09	0.504	12.80	0.728	18.49	0.949	24.10	0.421	10.69	0.520	13.21	4000
—	10438	0.602	15.30	0.535	13.60	0.748	19.00	0.441	11.20	0.476	12.10	0.539	13.70	5000
1020A	—	0.612	15.54	0.554	14.07	0.750	19.05	0.340	8.64	0.490	12.45	0.551	14.00	5000
016A	016D	0.620	15.75	0.531	13.49	0.750	19.05	0.500	12.70	0.468	11.89	0.555	14.10	7500
—	10342	0.630	16.00	0.559	14.20	0.748	19.00	0.476	12.10	0.500	12.70	0.567	14.40	5000
017A	017D	0.634	16.10	0.550	13.97	0.781	19.84	0.500	12.70	0.485	12.32	0.568	14.43	7500
—	10424	0.669	17.00	0.579	14.70	0.811	20.60	0.500	12.70	0.520	13.20	0.606	15.40	5000
018A	018E	0.675	17.15	0.580	14.99	0.875	22.23	0.531	13.49	0.520	13.21	0.605	15.37	5000
1025A	—	0.694	17.63	0.669	16.99	0.750	19.05	0.220	5.59	0.613	15.57	0.638	16.21	5000
020A	020D	0.695	17.65	0.610	15.49	0.844	21.43	0.500	12.70	0.549	13.94	0.634	16.10	6000
021A	021B	0.728	18.49	0.641	16.28	0.875	22.23	0.500	12.70	0.575	14.61	0.665	16.89	5000
022A	022C	0.754	19.15	0.675	17.15	0.875	22.23	0.625	15.88	0.615	15.62	0.690	17.53	4000
—	GP628A	0.757	19.22	0.658	16.71	0.921	23.39	0.648	16.45	0.538	13.66	0.662	16.81	5700
—	110197	0.764	19.40	0.673	17.10	0.866	22.00	0.512	13.00	0.610	15.50	0.701	17.80	6500
—	11088	0.772	19.60	0.697	17.70	0.874	22.20	0.500	12.70	0.598	15.20	0.681	17.30	5000
023A	023C	0.785	19.94	0.690	17.53	0.938	23.81	0.625	15.88	0.625	15.88	0.724	18.39	4000
—	12197	0.795	20.20	0.677	17.20	0.953	24.20	0.709	18.00	0.610	15.50	0.709	18.00	4000
024A	—	0.805	20.45	0.750	19.05	0.860	21.84	0.190	4.83	0.688	17.48	0.743	18.87	7500
026A	026C	0.825	20.96	0.725	18.42	1.000	25.40	0.500	12.70	0.662	16.81	0.760	19.30	4000
026-LA	—	0.825	20.96	0.725	18.42	0.970	24.64	0.590	14.99	0.662	16.81	0.760	19.30	8000
027A	027E	0.848	21.54	0.750	19.05	1.031	26.19	0.625	15.88	0.686	17.42	0.777	19.74	7000
—	GP632A	0.851	21.61	0.766	19.45	1.045	26.54	0.625	15.88	0.609	15.46	0.740	18.79	4200
—	027AA	0.882	22.40	0.768	19.50	1.039	26.40	0.787	20.00	0.701	17.80	0.823	20.90	3000
028A	028D	0.910	23.11	0.802	20.37	1.094	27.78	0.750	19.05	0.725	18.42	0.846	21.49	5000
029A	029D	0.931	23.65	0.820	20.83	1.125	28.58	0.625	15.88	0.754	19.15	0.868	22.05	5500
030A	030C	0.973	24.71	0.856	21.74	1.125	28.58	0.750	19.05	0.768	19.51	0.906	23.01	4500

(Continued on next page >)

tel | 800 847 0486 fax | 866 561 6617

Numbered/GP Series
Tapered Caps or Plugs (continued)

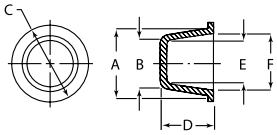

To Assure Proper Fit:

Plugs	Caps
Plug dimension "A" should be approx. 1% larger than the inner diameter of the part. Minimum of .020"	Cap dimension "E" should be approx. 1% smaller than the outside diameter of the part. Minimum of .020"

See pages 64 and 65 for Application Wizards

Item No.		Use as a Plug								Use as a Cap				Bulk Pack Qty
		A		B		C		D		E		F		
Blue	Red	in	mm	in	mm	in	mm	in	mm	in	mm	in	mm	
031A	031D	0.975	24.77	0.870	22.10	1.125	28.58	0.625	15.88	0.804	20.42	0.920	23.37	5000
—	10376	0.984	25.00	0.866	22.00	1.122	28.50	0.626	15.90	0.807	20.50	0.906	23.00	3000
—	12565	1.004	25.50	0.886	22.50	1.138	28.90	0.701	17.80	0.795	20.20	0.917	23.30	3000
035A	035D	1.040	26.42	0.895	22.73	1.140	29.37	0.750	19.05	0.832	21.13	0.975	24.77	4500
038A	—	1.045	26.54	0.980	24.89	1.250	31.75	0.500	12.70	0.916	23.27	0.984	24.99	2500
—	039A	1.059	26.90	0.945	24.00	1.220	31.00	0.748	19.00	0.862	21.90	0.984	24.99	2000
040A	040B	1.096	27.83	0.966	24.54	1.250	31.75	0.750	19.05	0.902	22.91	1.038	23.36	3500
—	GP642A	1.140	28.95	1.094	27.78	1.360	34.54	0.628	15.95	0.920	23.36	1.046	26.56	2200
041A	041C	1.145	29.08	1.002	25.45	1.313	33.34	0.750	19.05	0.938	23.83	1.079	27.41	3500
—	041AA	1.161	29.50	0.969	24.60	1.339	34.00	1.134	28.80	0.886	22.50	1.083	27.50	1500
—	GPT643A	1.215	30.86	1.094	27.79	1.375	34.93	0.750	19.05	1.031	26.19	1.152	29.26	2000
042A	042D	1.225	31.12	1.110	28.19	1.516	38.50	0.750	19.05	1.038	26.37	1.180	29.97	2500
1040A	—	1.284	32.61	1.175	29.85	1.670	42.42	0.750	19.10	1.113	28.27	1.222	31.04	2000
044A	044D	1.292	32.81	1.165	29.59	1.420	36.10	0.750	19.05	1.090	27.69	1.205	30.61	2500
1035A	—	1.310	33.27	0.840	21.34	1.430	36.32	1.090	27.69	0.777	19.74	1.247	31.67	2500
1050A	—	1.312	33.32	1.276	32.41	1.380	35.05	0.560	14.22	1.155	29.34	1.190	30.23	2000
—	GP648A	1.354	34.39	1.206	30.63	1.531	38.88	0.750	19.05	1.150	29.21	1.203	30.55	1500
045A	045D	1.355	34.42	1.225	31.12	1.500	38.10	0.750	19.05	1.160	29.46	1.295	32.89	2500
046A	046B	1.350	34.29	1.235	31.37	1.500	38.10	0.750	19.05	1.140	28.96	1.295	32.89	2500
047A	—	1.362	34.59	1.291	32.79	1.500	38.10	0.750	19.05	1.227	31.17	1.300	33.02	2000
—	GP650A	1.385	35.18	1.305	33.15	1.625	41.28	0.750	19.05	1.205	30.60	1.285	32.64	1400
1055A	—	1.420	36.07	1.140	28.96	1.560	39.62	0.840	21.34	1.085	27.56	1.358	34.49	2500
—	GP652A	1.441	36.60	1.376	34.95	1.694	43.02	0.750	19.05	1.238	31.44	1.344	34.13	1300
048A	048D	1.455	36.96	1.291	32.79	1.625	41.28	1.000	25.40	1.227	31.17	1.391	35.33	1500
049A	049B	1.470	37.34	1.311	33.30	1.625	41.28	0.750	19.05	1.249	31.72	1.400	35.56	2000
—	12480	1.508	38.30	1.335	33.90	1.665	42.30	0.965	24.50	1.256	31.90	1.437	36.50	1000
051A	051E	1.517	38.53	1.344	34.14	1.750	44.45	0.938	23.81	1.282	32.56	1.460	36.83	1500
—	GP654A	1.522	38.65	1.449	36.80	1.733	44.01	0.750	19.05	1.343	34.11	1.420	36.06	1200
K5A	—	1.525	38.74	1.525	38.74	1.713	43.51	0.500	12.70	1.445	36.70	1.445	36.70	2500
—	GP656A	1.577	40.06	1.506	38.25	1.820	46.22	0.750	19.05	1.346	34.19	1.466	37.23	1000
—	052A	1.583	40.21	1.413	35.89	1.736	44.09	1.004	25.50	1.307	33.20	1.476	37.49	1000
053A	053C	1.600	40.64	1.450	36.83	1.750	44.45	0.750	19.05	1.385	35.18	1.535	38.99	2000
054A	054D	1.602	40.69	1.520	38.61	1.780	45.21	0.750	19.05	1.456	36.98	1.537	39.04	1700
—	GP658A	1.636	41.55	1.560	39.62	1.875	47.63	0.750	19.05	1.440	36.58	1.545	39.24	1000
055A	055E	1.673	42.49	1.560	39.62	1.875	47.63	0.750	19.05	1.497	38.02	1.620	41.15	1500
—	GP660A	1.686	42.82	1.613	40.97	1.905	48.38	0.750	19.05	1.475	37.46	1.598	40.58	1000
056A	056C	1.750	44.45	1.606	40.79	1.938	49.21	0.750	19.05	1.568	39.83	1.685	42.80	1500
—	GP662A	1.753	44.52	1.682	42.72	2.000	50.80	0.750	19.05	1.543	39.19	1.642	41.71	800
—	GP664A	1.815	46.10	1.730	43.94	2.125	53.98	0.750	19.05	1.640	41.66	1.720	43.69	800
059A	059B	1.825	46.36	1.800	45.72	2.031	51.59	0.500	12.70	1.736	44.09	1.760	44.70	2000
1065A	—	1.850	46.99	1.720	43.69	2.030	51.56	0.750	19.05	1.664	42.27	1.794	45.57	3500
057A	057C	1.870	47.50	1.735	44.07	2.031	51.60	0.750	19.05	1.675	42.55	1.820	46.23	1200
—	GP666A	1.877	47.67	1.808	45.92	2.235	56.76	0.750	19.05	1.668	42.36	1.770	44.95	700
1070A	—	1.900	48.26	1.440	36.58	2.060	52.32	1.310	33.27	1.378	35.00	1.833	46.56	1000
—	057AB	1.913	48.60	1.709	43.41	2.102	53.40	1.004	25.50	1.622	41.20	1.850	46.99	600
—	GP668A	1.921	48.79	1.865	47.37	2.266	57.55	0.750	19.05	1.713	43.51	1.820	46.22	700
058A	058B	1.958	49.73	1.806	45.87	2.125	53.98	1.000	25.40	1.745	44.32	1.893	48.08	900
1075A	—	1.975	50.17	1.865	47.37	2.380	60.45	0.670	17.02	1.785	45.34	1.895	48.13	2500
—	GP670A	2.007	50.97	1.928	48.97	2.352	59.74	0.750	19.05	1.813	46.05	1.892	48.05	600
060A	060B	2.020	51.31	1.846	46.89	2.125	53.98	1.000	25.40	1.785	45.34	1.938	49.23	1000
—	GP672A	2.037	51.73	1.970	50.03	2.399	60.93	0.750	19.05	1.810	45.97	1.947	49.45	600
—	12430	2.043	51.90	1.858	47.20	2.197	55.80	0.945	24.00	1.752	44.50	1.917	48.70	500
1080A	—	2.065	52.45	1.950	49.53	2.200	55.88	0.750	19.05	1.885	47.88	2.000	50.80	2500
062A	062B	2.085	52.96	1.902	48.31	2.250	57.15	1.000	25.40	1.839	46.71	2.015	51.18	850
1085A	—	2.100	53.34	2.020	51.31	2.590	65.79	0.380	9.65	2.060	52.32	2.140	54.36	1000
—	12746	2.126	54.00	1.961	49.80	2.283	58.00	0.957	24.30	1.870	47.50	2.047	52.00	500
—	GP674A	2.130	54.10	2.040	51.82	2.469	62.71	0.750	19.05	1.945	49.41	2.045	51.94	600
065A	065B	2.146	54.51	2.016	51.21	2.313	58.74	0.750	19.05	1.955	49.66	2.083	52.91	1000
061A	—	2.160	54.86	1.740	44.20	2.310	58.67	1.210	30.73	1.668	42.37	2.093	53.16	1000
063A	063C	2.168	55.07	1.980	50.29	2.250	57.15	1.000	25.40	1.915	48.64	2.110	53.59	800
—	GP676A	2.181	55.39	2.110	53.59	2.500	63.50	0.750	19.05	2.010	51.05	2.110	53.59	500
066A	—	2.253	57.23	2.062	52.37	2.438	61.91	1.031	26.20	2.000	50.80	2.175	55.25	700
068A	068C	2.279	57.90	2.224	56.50	2.500	63.50	0.500	12.70	2.150	54.60	2.221	56.41	1200
064A	—	2.310	58.67	1.940	49.28	2.470	62.74	0.880	22.35	1.875	47.63	2.255	57.28	1000
067A	067B	2.355	59.82	2.156	54.76	2.625	66.68	1.000	25.40	2.084	52.93	2.288	58.12	600
069A	—	2.400	60.96	2.280	57.91	2.800	71.12	0.750	19.05	2.216	56.29	2.336	59.33	1500
070A	070B	2.425	61.60	2.128	54.05	2.500	63.50	1.000	25.40	2.045	51.94	2.370	60.20	700
072A	—	2.464	62.59	2.300	58.42	2.660	67.56	0.750	19.05	2.220	56.39	2.383	60.53	2000
071A	071C	2.485	63.12	2.300	58.42	2.625	66.68	1.000	25.40	2.235	56.77	2.400	60.96	600

(Continued on next page >)

TAPERED CAPS & PLUGS

Numbered/GP Series
Tapered Caps or Plugs (continued)

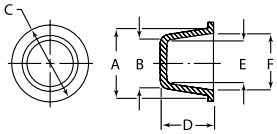

To Assure Proper Fit:

Plugs	Caps
Plug dimension "A" should be approx. 1% larger than the inner diameter of the part. Minimum of .020"	Cap dimension "E" should be approx. 1% smaller than the outside diameter of the part. Minimum of .020"

See pages 64 and 65 for Application Wizards

Item No.		Use as a Plug								Use as a Cap				Bulk Pack Qty
		A		B		C		D		E		F		
Blue	Red	in	mm	in	mm	in	mm	in	mm	in	mm	in	mm	
073A	073E	2.605	66.17	2.395	60.83	2.625	66.68	1.000	25.40	2.331	59.21	2.541	64.54	600
074A	—	2.645	67.18	2.428	61.67	2.750	69.85	0.750	19.05	2.420	61.47	2.580	65.53	700
075A	—	2.650	67.31	2.311	58.70	2.750	69.85	1.000	25.40	2.245	57.02	2.585	65.66	750
077A	077B	2.690	68.33	2.560	65.02	2.875	73.03	0.750	19.05	2.500	63.50	2.625	66.68	700
076A	076C	2.750	69.85	2.457	62.41	2.875	73.03	1.000	25.40	2.392	60.76	2.685	68.20	600
—	11064	2.791	70.90	2.681	68.10	2.937	74.60	0.748	19.00	2.610	66.30	2.728	69.30	400
078A	078C	2.805	71.25	2.645	67.18	3.000	76.20	0.500	12.70	2.580	65.53	2.725	69.22	1000
080A	—	2.870	72.90	2.706	68.73	3.060	77.72	0.720	18.29	2.625	66.68	2.789	70.84	500
082A	082C	2.980	75.69	2.850	72.39	3.250	82.55	0.750	19.05	2.785	70.74	2.920	74.17	500
081A	081B	3.000	76.20	2.720	69.09	3.125	79.38	1.000	25.40	2.626	66.70	2.950	74.93	500
1087B	1087A	3.103	78.80	2.975	75.50	3.340	84.80	0.750	19.00	2.915	74.00	3.041	77.20	500
083A	083B	3.158	80.21	2.995	76.07	3.375	85.73	0.500	12.70	2.915	74.04	3.098	78.69	750
—	GPT684A	3.200	81.28	3.030	76.96	3.594	91.28	0.810	20.57	2.880	73.15	3.070	77.98	300
085A	085C	3.245	82.42	2.980	75.69	3.375	85.73	1.000	25.40	2.900	73.66	3.165	80.39	400
086A	086D	3.365	85.47	3.090	78.49	3.500	88.90	1.000	25.40	3.005	76.33	3.285	83.44	400
—	11037	3.390	86.10	3.150	80.00	3.535	89.80	0.988	25.10	3.051	77.50	3.228	82.00	500
087A	087B	3.450	87.63	3.319	84.30	3.625	92.08	0.500	12.70	3.239	82.27	3.371	85.62	500
—	11171	3.465	88.00	3.358	85.30	3.622	92.00	0.748	19.00	3.264	82.90	3.366	85.50	250
088A	088B	3.575	90.81	3.236	82.19	3.938	100.01	1.000	25.40	3.156	80.16	3.494	88.75	300
—	GPT689A	3.585	91.06	3.455	87.76	3.938	100.01	0.750	19.05	3.365	85.47	3.520	89.41	250
089A	089C	3.600	91.44	3.465	88.01	3.875	98.43	0.812	20.62	3.405	86.49	3.540	89.22	350
—	12572	3.685	93.60	3.445	87.50	3.807	96.70	1.350	34.30	3.319	84.30	3.563	90.50	250
K851A	—	3.750	95.25	3.552	90.22	4.000	101.60	1.000	25.40	3.478	88.34	3.676	93.37	250
090A	090C	3.800	96.52	3.675	93.35	4.000	101.60	0.750	19.05	3.605	91.57	3.730	94.74	300
—	10253	3.819	97.00	3.626	92.10	3.937	100.00	1.260	32.00	3.476	88.30	3.701	94.00	300
—	GPT691A	3.900	99.06	3.800	96.52	4.500	114.30	0.438	11.11	3.600	91.44	3.700	93.98	250
091A	—	3.925	99.70	3.800	96.52	4.125	104.78	0.688	17.46	3.715	94.36	3.845	97.66	300
—	10697	3.949	100.30	3.681	93.50	4.232	107.50	1.043	26.50	3.539	89.90	3.850	97.80	400
—	12573	3.961	100.60	3.720	94.50	4.079	103.60	1.358	34.50	3.583	91.00	3.819	97.00	100
—	462569	4.016	102.00	3.799	96.50	4.331	110.00	1.220	31.00	3.701	94.00	3.976	101.00	200
092A	092C	4.070	103.38	3.915	99.45	4.375	111.13	0.781	19.84	3.810	96.77	3.980	101.09	250
093A	093B	4.190	106.43	4.030	102.36	4.500	114.30	0.750	19.05	3.950	100.33	4.110	104.39	250
—	110785	4.213	107.00	3.976	101.00	4.291	109.00	1.126	28.60	3.858	98.00	4.055	103.00	300
—	GPT690A	4.331	110.01	4.050	102.87	4.625	117.48	1.250	31.75	3.970	100.84	4.230	107.44	150
—	10771	4.398	111.70	4.201	106.70	4.461	113.30	1.126	28.60	4.228	107.40	4.228	107.40	250
—	GPT692A	4.430	112.52	4.270	108.46	4.875	123.83	0.875	22.23	4.180	106.17	4.340	110.24	150
094A	094B	4.445	112.90	4.215	107.06	4.875	123.83	1.000	25.40	4.135	105.03	4.380	111.25	200
—	10133	4.500	114.30	4.413	112.10	4.598	116.80	1.126	28.60	4.232	107.50	4.323	109.80	250
—	10837	4.528	115.00	4.331	110.00	4.665	118.50	1.102	28.00	4.134	105.00	4.291	109.00	250
095A	095C	4.605	116.97	4.365	110.87	5.000	127.00	1.000	25.40	4.289	108.95	4.500	114.30	200
—	12574	4.630	117.60	4.390	111.50	4.803	122.00	1.378	35.00	4.232	107.50	4.528	115.00	250
096A	096B	4.850	123.19	4.640	117.86	5.250	133.35	0.910	23.11	4.570	116.08	4.780	121.41	250
1090A	—	4.970	126.24	4.790	121.67	5.380	136.65	1.030	26.16	4.710	119.63	4.890	124.21	250
—	097A	5.039	128.00	4.882	124.00	5.276	134.00	0.965	24.50	4.764	121.00	4.921	125.00	150
—	GPT694A	5.071	128.80	4.986	126.64	5.188	131.76	0.500	12.70	4.854	123.29	4.978	126.44	150
1100A	1100B	5.090	129.29	4.910	124.71	5.500	139.70	1.030	26.16	4.830	122.68	5.010	127.25	250
1110A	—	5.200	132.08	4.990	126.75	5.630	143.00	1.030	26.16	4.920	124.97	5.100	129.54	250
—	098A	5.319	135.00	5.071	128.80	5.492	139.50	1.496	38.00	4.882	124.00	5.197	132.00	150
099A	—	5.360	136.14	5.180	131.57	5.880	149.35	1.030	26.16	5.110	129.79	5.290	134.37	250
—	462571	5.394	137.00	5.236	133.00	5.630	143.00	0.866	22.00	5.126	130.20	5.283	134.20	150
100A	100B	5.490	139.45	5.330	135.38	5.880	149.35	0.910	23.11	5.210	132.33	5.370	136.40	250
101A	101B	5.620	142.75	5.470	138.94	6.130	155.70	1.000	25.40	5.390	136.91	5.540	140.72	100
—	12576	5.732	145.60	5.492	139.50	5.906	150.00	1.437	36.50	5.315	135.00	5.512	140.00	150
102A	102B	5.750	146.05	5.570	141.48	6.190	157.23	1.030	26.16	5.490	139.45	5.670	144.02	250
103A	103B	5.874	149.20	5.640	143.26	6.250	158.80	1.000	25.40	5.540	140.72	5.794	147.17	100
K1249A	—	5.906	150.01	5.551	141.00	6.460	164.08	1.000	25.40	5.433	138.00	5.827	148.01	140
—	103AA	6.008	152.60	5.779	146.80	6.280	159.50	1.378	35.00	5.622	142.80	5.850	148.60	100
104A	104C	6.180	156.97	6.010	152.65	6.620	168.15	1.000	25.40	5.920	150.37	6.100	154.94	90
—	K1274A	6.357	161.47	6.050	153.67	7.043	178.89	1.165	29.69	5.984	152.00	6.299	160.00	135
—	12577	6.390	162.30	6.142	156.00	6.587	167.30	1.445	36.70	5.976	151.80	6.252	158.80	100
106A	106B	6.560	166.62	6.400	162.56	6.940	176.28	0.900	22.86	6.330	160.78	6.480	164.59	100
108A	108B	6.710	170.43	6.610	167.89	7.190	182.63	1.530	38.86	6.530	165.86	6.630	168.40	100
K436A	—	7.030	178.56	6.880	174.75	7.670	194.82	0.530	13.46	6.800	172.72	6.950	176.53	300
110A	110B	7.120	180.85	7.050	179.07	7.630	193.80	1.030	26.16	6.970	177.04	7.040	178.82	100
112A	—	7.650	194.31	7.340	186.44	7.940	201.68	1.030	26.16	7.260	184.40	7.560	192.02	100
114A	—	7.840	199.14	7.660	194.56	8.120	206.25	1.031	26.19	7.580	192.53	7.760	197.10	100
116A	116B	8.140	206.76	7.970	202.44	8.380	212.85	1.031	26.19	7.880	200.15	8.050	204.47	100
—	462572	8.209	208.50	8.012	203.50	8.504	216.00	0.945	24.00	7.909	200.90	8.106	205.90	60
118A	—	8.350	212.09	8.150	207.01	8.750	222.25	1.406	35.71	8.050	204.47	8.250	209.55	50
120A	120B	8.600	218.44	8.400	213.36	9.000	228.60	1.406	35.71	8.300	210.82	8.500	215.90	50
124A	—	8.730	221.74	8.670	220.22	9.130	231.90	1.531	38.89	8.550	217.17	8.625	219.08	50
—	K1275A	8.803	223.60	8.505	216.03	9.508	241.50	1.145	29.08	8.386	213.00	8.780	223.01	100
126A	—	9.360	237.74	9.060	230.12	9.860	250.44	1.781	45.24	8.890	225.81	9.240	234.70	50
128A	128B	10.130	257.30	9.950	252.73	10.500	266.70	1.031	26.19	9.730	247.14	9.910	251.71	75
130A	130B	11.100	281.94	10.790	274.07	11.600	294.64	1.781	45.24	10.550	267.97	10.910	277.11	40
132A	—	11.460	291.08	11.110	282.19	11.960	303.78	2.031	51.59	10.780	273.81	11.270	286.26	40
133A	—	12.560	319.02	11.930	303.02	13.050	331.47	2.031	51.59	11.700	297.18	12.350	313.69	30
134A	—	13.140	333.76	12.790	324.87	13.640	346.46	2.031	51.59	12.530	318.26	12.920	328.17	30
136A	—	13.600	345.44	13.250	336.55	14.100	358.14	2.031	51.59	13.000	330.20	13.400	340.36	30

tel | 800 847 0486 fax | 866 561 6617

LF Series
Wide Flange Caps or Plugs

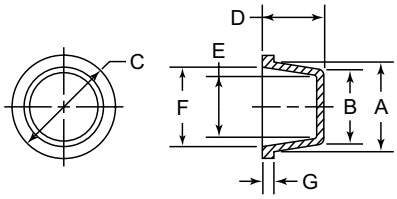

Specifications:
- Material: Low-Density Polyethylene
- Color: See Table

Features:
- Wider flange assures added protection on bearing surfaces
- Wider flange keeps plug from being accidently pushed down through the mating part
- The tapered design allows the part to plug multiple inner diameters or cap multiple outside diameters

To Assure Proper Fit:

Plugs	Caps
Plug dimension "A" should be approx. 1% larger than the inner diameter of the part. Minimum of .020"	Cap dimension "E" should be approx. 1% smaller than the outside diameter of the part. Minimum of .020"

Item No.	Use as a Plug A in	A mm	B in	B mm	C in	C mm	D in	D mm	Use as a Cap E in	E mm	F in	F mm	G in	G mm	Color	Bulk Pack Qty
LF2A	0.240	6.10	0.173	4.39	0.562	14.27	0.465	11.81	0.111	2.82	0.177	4.50	0.090	2.29	Blue	5500
LF3A	0.290	7.37	0.236	5.99	0.485	12.32	0.402	10.21	0.146	3.71	0.245	6.22	0.090	2.29	Blue	5000
LF5A	0.374	9.50	0.307	7.80	0.724	18.39	0.404	10.26	0.248	6.30	0.303	7.70	0.030	0.76	Red	5000
LF6A	0.418	10.62	0.367	9.32	0.740	18.80	0.402	10.21	0.298	7.57	0.354	8.99	0.090	2.29	Blue	5000
LF7A	0.447	11.35	0.397	10.08	0.795	20.19	0.402	10.21	0.328	8.33	0.383	9.73	0.090	2.29	Blue	5000
LF8A	0.475	12.07	0.427	10.85	0.812	20.62	0.402	10.21	0.356	9.04	0.422	10.72	0.090	2.29	Blue	4750
12433	0.484	12.30	0.421	10.70	0.866	22.00	0.404	10.26	0.358	9.10	0.421	10.70	0.030	0.76	Red	10000
LF9A	0.509	12.93	0.440	11.18	0.820	20.83	0.465	11.81	0.375	9.53	0.450	11.43	0.090	2.29	Blue	7500
10420	0.520	13.20	0.445	11.30	1.142	29.00	0.463	11.76	0.386	9.80	0.457	11.60	0.030	0.76	Red	10000
LF10A	0.547	13.89	0.481	12.22	0.870	22.10	0.460	11.68	0.409	10.39	0.493	12.52	0.090	2.29	Blue	7000
12434	0.610	15.50	0.531	13.50	1.181	30.00	0.404	10.26	0.449	11.40	0.520	13.20	0.030	0.76	Red	5000
LF11A	0.616	15.65	0.530	13.46	0.940	23.88	0.470	11.94	0.470	11.94	0.570	14.48	0.090	2.29	Blue	5000
LF11XA	0.631	16.03	0.565	14.35	0.950	24.13	0.491	12.47	0.500	12.70	0.580	14.73	0.090	2.29	Blue	5000
LF12A	0.659	16.74	0.580	14.99	0.983	24.97	0.527	13.39	0.518	13.16	0.605	15.37	0.090	2.29	Blue	4500
18351	0.665	16.90	0.579	14.70	1.000	25.40	0.545	13.84	0.520	13.20	0.606	15.40	0.045	1.14	Red	6000
LF12XA	0.687	17.45	0.610	15.49	1.031	26.19	0.527	13.39	0.548	13.92	0.635	16.13	0.090	2.29	Blue	4500
LF13XA	0.710	18.03	0.655	16.64	1.062	26.97	0.528	13.41	0.585	14.86	0.647	16.43	0.090	2.29	Yellow	4000
LF13A	0.725	18.42	0.628	15.95	1.062	26.97	0.528	13.41	0.558	14.17	0.667	16.94	0.090	2.29	Yellow	5000
LF15A	0.775	19.69	0.690	17.53	1.125	28.58	0.559	14.20	0.620	15.75	0.721	18.31	0.090	2.29	Blue	3500
12435	0.787	20.00	0.689	17.50	1.374	34.90	0.608	15.44	0.634	16.10	0.728	18.50	0.045	1.14	Red	3000
LF15XA	0.812	20.62	0.725	18.42	1.140	28.96	0.580	14.99	0.662	16.81	0.765	19.43	0.090	2.29	Blue	3000
18356	0.846	21.50	0.752	19.10	1.500	38.10	0.608	15.44	0.693	17.60	0.783	19.90	0.045	1.14	Red	2500
LF16A	0.870	22.10	0.755	19.18	1.185	30.10	0.580	14.99	0.693	17.60	0.808	20.52	0.090	2.29	Blue	3000
LF17A	0.920	23.37	0.820	20.83	1.250	31.75	0.621	15.77	0.741	18.82	0.865	21.97	0.090	2.29	Blue	2300
LF18A	0.975	24.77	0.867	22.02	1.281	32.54	0.650	16.51	0.805	20.45	0.913	23.19	0.090	2.29	Blue	4000
12436	0.984	25.00	0.862	21.90	1.890	48.00	0.734	18.64	0.744	18.90	0.866	22.00	0.045	1.14	Red	1500
LF19A	1.020	25.90	0.950	24.13	1.344	34.13	0.715	18.16	0.875	22.22	0.957	24.30	0.090	2.29	Blue	1500
18357	1.091	27.70	0.972	24.70	1.500	38.10	0.797	20.24	0.913	23.20	1.028	26.10	0.045	1.14	Red	1500
LF20A	1.105	28.07	0.984	24.99	1.437	36.50	0.746	18.95	0.920	23.37	1.040	26.42	0.090	2.29	Blue	3000
LF21A	1.323	33.60	1.197	30.40	1.862	47.29	0.643	16.33	1.094	27.79	1.209	30.71	0.045	1.14	Red	1400
18360	1.354	34.40	1.224	31.10	1.874	47.60	0.797	20.24	1.173	29.80	1.291	32.80	0.045	1.14	Red	1000
LF22A	1.382	35.10	1.237	31.42	1.687	42.85	0.746	18.95	1.167	29.64	1.312	33.32	0.090	2.29	Blue	2000
LF23XA	1.466	37.24	1.312	33.32	1.845	46.86	0.775	19.69	1.250	31.75	1.425	36.20	0.120	3.05	Blue	1700
LF24A	1.604	40.74	1.450	36.83	1.938	49.23	0.745	18.92	1.380	35.05	1.550	39.37	0.120	3.05	Blue	1500
LF26A	1.764	44.81	1.630	41.40	2.252	57.20	0.784	19.91	1.563	39.70	1.693	43.00	0.035	0.90	Red	700
LF28A	1.890	48.01	1.730	43.94	2.312	58.72	0.745	18.92	1.650	41.91	1.825	46.36	0.120	3.05	Blue	1100
LF30A	2.043	51.89	1.858	47.19	2.835	72.01	1.004	25.50	1.752	44.50	1.917	48.69	0.059	1.50	Red	400
LF32A	2.075	52.71	1.902	48.31	2.500	63.50	1.059	26.90	1.823	46.30	1.996	50.70	0.059	1.50	Red	1000
LF34A	2.130	54.10	2.028	51.51	2.626	66.70	0.768	19.50	1.953	49.61	2.047	51.99	0.039	1.00	Red	500
LF36A	2.402	61.01	2.146	54.51	3.012	76.50	1.024	26.00	2.055	52.20	2.323	59.00	0.039	1.00	Red	300
LF38A	2.614	66.40	2.441	62.00	3.267	83.00	1.152	29.26	2.323	59.00	2.531	64.30	0.050	1.27	Red	250

PUSH-FIT CAPS

A & AR Series
Round End Caps

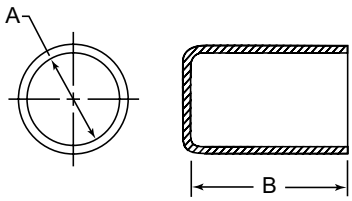

Specifications:
- Material: Low-Density Polyethylene
- Color: See Table

Features:
- Designed to protect outside diameters
- Parts with a W/R have an internal molded ring for extra gripping power
- Parts with AR prefix have internal ribs for superior retention

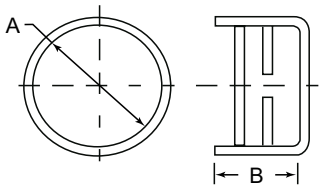

AR Prefix

See pages 64 and 65 for Application Wizards

Item No.	A in	A mm	B in	B mm	Color	Bulk Pack Qty
A3/32W/RA	0.094	2.38	0.625	15.88	Blue	5000
A1/8W/RA	0.125	3.18	0.625	15.88	Blue	5000
A5/32W/RA	0.156	3.97	0.625	15.88	Blue	5000
A3/16W/RA	0.187	4.76	0.625	15.88	Blue	5000
A1/4W/RA	0.250	6.35	0.875	22.23	Blue	5000
L1/4A	0.250	6.35	1.750	44.45	Blue	7500
AS9/32A	0.281	7.14	0.500	12.70	Blue	6500
A9/32A	0.281	7.14	0.875	22.23	Blue	6500
AC5/16W/RA	0.295	7.49	0.875	22.23	Blue	6000
A5/16W/RA	0.313	7.94	0.875	22.23	Blue	5000
L5/16A	0.313	7.94	1.750	44.45	Blue	4500
A3/8W/RA	0.375	9.53	0.875	22.23	Blue	4250
L3/8A	0.375	9.53	1.750	44.45	Blue	3800
AR100A	0.390	9.91	0.630	16.00	Red	10000
AS7/16A	0.437	11.11	0.500	12.70	Blue	6000
A7/16W/RA	0.437	11.11	0.875	22.23	Blue	7000
AR105A	0.450	11.43	0.630	16.00	Red	10000
A1/2BA	0.470	11.94	0.875	22.23	Blue	5000
A1/2A	0.495	12.57	0.875	22.23	Blue	5000
AS1/2A	0.500	12.70	0.500	12.70	Blue	5000
A1/2W/RA	0.500	12.70	0.875	22.23	Blue	5000
AS9/16A	0.563	14.29	0.563	14.29	Blue	6500
A9/16A	0.563	14.29	0.875	22.23	Blue	4000
A9/16W/RA	0.563	14.29	0.875	22.23	Blue	4000
AR110A	0.580	14.73	0.787	20.00	Red	5000
AS5/8A	0.625	15.88	0.375	9.53	Blue	4250
A5/8W/RA	0.625	15.88	0.875	22.23	Blue	3500
AR115A	0.630	16.00	0.787	20.00	Red	5000
AS11/16W/RA	0.687	17.46	0.750	19.05	Blue	4000
A11/16A	0.687	17.46	0.875	22.23	Blue	3000
A11/16W/RA	0.687	17.46	0.875	22.23	Blue	3000
A23/32A	0.720	18.29	1.310	33.27	Blue	1700
K505A	0.720	18.29	1.500	38.10	Blue	2800
K505W/RA	0.720	18.29	1.500	38.10	Natural	2800
AR120A	0.727	18.47	0.787	20.00	Red	2500
AS3/4A	0.750	19.05	0.375	9.53	Blue	6000
A3/4A	0.750	19.05	0.875	22.23	Blue	5000
A3/4W/RA	0.750	19.05	0.875	22.23	Blue	5000
AR125A	0.787	20.00	0.787	20.00	Red	2000
AS13/16W/RA	0.813	20.64	0.344	8.73	Blue	6000
A13/16A	0.813	20.64	0.875	22.23	Blue	4500
A13/16W/RA	0.813	20.64	0.875	22.23	Blue	4500
AR130A	0.866	22.00	0.787	20.00	Red	2500
AS7/8W/RA	0.875	22.23	0.500	12.70	Blue	3500
A7/8W/RA	0.875	22.23	0.875	22.23	Blue	4000
L7/8A	0.875	22.23	1.750	44.45	Blue	2000

Item No.	A in	A mm	B in	B mm	Color	Bulk Pack Qty
A15/16A	0.937	23.81	0.813	20.64	Blue	3500
AR135A	0.961	24.41	0.827	21.01	Red	2000
A63/64A	0.980	24.89	1.310	33.27	Blue	2000
AS1A	1.000	25.40	0.375	9.53	Blue	4000
A1A	1.000	25.40	0.750	19.05	Blue	3500
A1W/RA	1.000	25.40	0.750	19.05	Blue	3500
AL1A	1.000	25.40	1.000	25.40	Blue	2500
L1B	1.000	25.40	1.750	45.72	Blue	1400
A1-1/16A	1.063	26.99	0.875	22.23	Blue	3000
A1-1/16W/RA	1.063	26.99	0.875	22.23	Blue	3000
AR140A	1.102	28.00	1.043	26.50	Red	1000
A1-1/8A	1.125	28.58	0.875	22.23	Blue	2500
A1-3/16W/RA	1.187	30.16	1.000	25.40	Blue	2000
AR145A	1.200	30.48	1.043	26.50	Red	800
AS1-1/4A	1.250	31.75	0.625	15.88	Blue	3000
A1-1/4A	1.250	31.75	0.875	22.23	Blue	2000
A1-5/16A	1.313	33.34	0.875	22.23	Blue	2000
A1-5/16W/RA	1.313	33.34	0.875	22.23	Blue	2000
A1-3/8A	1.375	34.93	0.875	22.23	Blue	1800
AR150A	1.378	35.00	1.043	26.50	Red	800
A1-7/16A	1.437	36.51	0.875	22.23	Blue	1600
AR155A	1.444	36.68	1.031	26.19	Red	500
A1-1/2A	1.500	38.10	0.875	22.23	Blue	1500
A1-9/16A	1.563	39.69	1.000	25.40	Blue	1200
A1-5/8A	1.625	41.28	1.000	25.40	Blue	1900
A1-11/16A	1.688	42.87	0.875	22.23	Blue	1200
A1-3/4A	1.750	44.45	0.875	22.23	Blue	1200
A1-7/8A	1.875	47.63	0.875	22.23	Blue	1000
A2A	2.000	50.80	0.875	22.23	Blue	1000
A2-1/8A	2.125	53.98	0.875	22.23	Blue	900
AR160A	2.125	54.00	1.094	27.80	Red	300
A2-1/4A	2.250	57.15	1.250	31.75	Blue	450
A2-3/8A	2.375	60.33	0.875	22.23	Blue	700
A2-1/2A	2.500	63.50	0.875	22.23	Blue	600
AS2-9/16A	2.563	65.09	0.375	9.53	Blue	1200
A2-19/32W/RA	2.575	65.40	1.000	25.40	Blue	500
A2-5/8A	2.615	66.42	1.000	25.40	Blue	425
A2-3/4A	2.725	69.22	1.090	27.68	Blue	450
A3A	2.980	75.69	1.000	25.40	Blue	400
A3-1/8A	3.125	79.38	1.375	34.93	Blue	250
A3-1/4A	3.250	82.55	1.875	47.63	Blue	150
A3-1/2A	3.500	88.90	1.000	25.40	Blue	300
A3-3/4A	3.740	94.99	1.000	25.40	Blue	225
A4A	3.990	101.34	1.000	25.40	Blue	200
A4-1/8A	4.115	104.52	1.000	25.40	Blue	200
AR165A	4.331	110.00	1.362	34.60	Yellow	150

tel | 800 847 0486 fax | 866 561 6617

DM & DMS Series
Round Vinyl End Caps

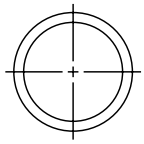

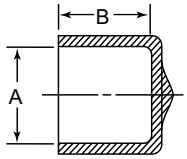

Specifications:
- Material: Vinyl (PVC)
- Color: DM – Black – 75 Durometer
  DMS – Red – 63 Durometer
- Temperature Range: Up to 350°F (177°C)
- For high temperature up to 425°F (218°C) see page 71

See pages 64 and 65 for Application Wizards

Features:
- Flexible material can stretch onto larger dimensions for a snug fit without tearing, splitting or shredding
- Typically used to protect threaded or non-threaded tubing, rods, pipe or paper tubes
- Glossy and attractive finish makes this part ideal for use as a decorative end cap
- Red colored parts are highly visible

A = To Fit		Item No. B Length				Bulk Pack Qty		
in	mm	1/2 in (12.70 mm)	1 in (25.40 mm)	1 - 1/2 in (38.10 mm)	Color	1/2 in	1 in	1 - 1/2 in
0.078	1.98	DM0080-1/2A	DM0080-1A	—	Black	5000	5000	—
0.094	2.38	DM0093-1/2A	DM0093-1A	—	Black	5000	10000	—
0.109	2.78	DM0110-1/2A	DM0110-1A	—	Black	5000	5000	—
0.125	3.18	DM0125-1/2A	DM0125-1A	—	Black	5000	5000	—
0.125	3.18	—	DMS0125-1A	—	Red	—	5000	—
0.141	3.57	DM0140-1/2A	DM0140-1A	DM0140-1-1/2A	Black	5000	5000	5000
0.141	3.57	—	DMS0140-1A	—	Red	—	5000	—
0.148	3.76	DM0148-1/2A	DM0148-1A	DM0148-1-1/2A	Black	5000	5000	5000
0.156	3.97	DM0156-1/2A	DM0156-1A	DM0156-1-1/2A	Black	5000	5000	5000
0.172	4.37	DM0172-1/2A	DM0172-1A	DM0172-1-1/2A	Black	5000	5000	5000
0.172	4.37	—	DMS0172-1A	—	Red	—	5000	—
0.180	4.57	DM0180-1/2A	DM0180-1A	DM0180-1-1/2A	Black	5000	5000	5000
0.187	4.75	DM0187-1/2A	DM0187-1A	DM0187-1-1/2A	Black	5000	5000	5000
0.187	4.75	—	DMS0187-1A	—	Red	—	5000	—
0.203	5.16	DM0203-1/2A	DM0203-1A	DM0203-1-1/2A	Black	5000	5000	5000
0.203	5.16	—	DMS0203-1A	—	Red	—	5000	—
0.207	5.26	DM0207-1/2A	DM0207-1A	DM0207-1-1/2A	Black	5000	5000	5000
0.218	5.54	DM0218-1/2A	DM0218-1A	DM0218-1-1/2A	Black	5000	5000	5000
0.224	5.69	DM0224-1/2A	DM0224-1A	DM0224-1-1/2A	Black	5000	5000	5000
0.230	5.84	DM0230-1/2A	DM0230-1A	DM0230-1-1/2A	Black	5000	7500	5000
0.234	5.95	DM0234-1/2A	DM0234-1A	DM0234-1-1/2A	Black	5000	5000	3000
0.234	5.95	—	DMS0234-1A	—	Red	—	5000	—
0.240	6.10	DM0240-1/2A	DM0240-1A	DM0240-1-1/2A	Black	5000	5000	5000
0.250	6.35	DM0250-1/2A	DM0250-1A	DM0250-1-1/2A	Black	5000	5000	5000
0.250	6.35	DMS0250-1/2A	DMS0250-1A	—	Red	5000	5000	—
0.281	7.14	DM0281-1/2A	DM0281-1A	DM0281-1-1/2A	Black	5000	5000	5000
0.281	7.14	DMS0281-1/2A	DMS0281-1A	—	Red	5000	5000	—
0.290	7.37	DM0290-1/2A	DM0290-1A	DM0290-1-1/2A	Black	5000	5000	5000
0.304	7.72	DM0304-1/2A	DM0304-1A	DM0304-1-1/2A	Black	5000	5000	2500
0.313	7.94	DM0313-1/2A	DM0313-1A	DM0313-1-1/2A	Black	5000	5000	4000
0.313	7.94	DMS0313-1/2A	DMS0313-1A	—	Red	5000	5000	—
0.343	8.71	DM0343-1/2A	DM0343-1A	DM0343-1-1/2A	Black	5000	5000	4000
0.343	8.71	—	DMS0343-1A	—	Red	—	5000	—
0.360	9.14	DM0360-1/2A	DM0360-1A	DM0360-1-1/2A	Black	5000	5000	2500
0.375	9.53	DM0375-1/2A	DM0375-1A	DM0375-1-1/2A	Black	5000	5000	2500
0.375	9.53	DMS0375-1/2A	DMS0375-1A	—	Red	5000	5000	—
0.406	10.32	DM0406-1/2A	DM0406-1A	DM0406-1-1/2A	Black	5000	5000	5000
0.420	10.66	DM0420-1/2A	DM0420-1A	DM0420-1-1/2A	Black	5000	5000	5000
0.437	11.10	DM0437-1/2A	DM0437-1A	DM0437-1-1/2A	Black	5000	5000	4000
0.437	11.10	DMS0437-1/2A	DMS0437-1A	DMS0437-1-1/2A	Red	5000	5000	4000
0.460	11.68	DM0460-1/2A	DM0460-1A	DM0460-1-1/2A	Black	5000	3000	1500
0.470	11.94	DM0470-1/2A	DM0470-1A	DM0470-1-1/2A	Black	5000	5000	3000
0.470	11.94	—	DMS0470-1A	—	Red	—	5000	—
0.490	12.45	DM0490-1/2A	DM0490-1A	DM0490-1-1/2A	Black	5000	3000	1500
0.500	12.70	DM0500-1/2A	DM0500-1A	DM0500-1-1/2A	Black	5000	5000	2500
0.500	12.70	DMS0500-1/2A	DMS0500-1A	DMS0500-1-1/2A	Red	5000	5000	2500
0.523	13.28	DM0523-1/2A	DM0523-1A	DM0523-1-1/2A	Black	5000	2500	2500
0.531	13.49	DM0531-1/2A	DM0531-1A	DM0531-1-1/2A	Black	5000	5000	2500
0.531	13.49	—	DMS0531-1A	—	Red	—	5000	—
0.544	13.82	DM0544-1/2A	DM0544-1A	DM0544-1-1/2A	Black	5000	5000	2500
0.544	13.82	—	DMS0544-1A	—	Red	—	5000	—
0.562	14.27	DM0562-1/2A	DM0562-1A	DM0562-1-1/2A	Black	5000	2500	3000
0.562	14.27	DMS0562-1/2A	DMS0562-1A	DMS0562-1-1/2A	Red	5000	2500	3000
0.587	14.90	DM0587-1/2A	DM0587-1A	DM0587-1-1/2A	Black	5000	2500	1200
0.600	15.24	DM0600-1/2A	DM0600-1A	DM0600-1-1/2A	Black	5000	2000	1200
0.625	15.88	DM0625-1/2A	DM0625-1A	DM0625-1-1/2A	Black	5000	2500	1250
0.625	15.88	DMS0625-1/2A	DMS0625-1A	DMS0625-1-1/2A	Red	5000	2500	1250
0.640	16.26	DM0640-1/2A	DM0640-1A	DM0640-1-1/2A	Black	5000	5000	2500
0.665	16.89	DM0665-1/2A	DM0665-1A	DM0665-1-1/2A	Black	5000	2500	2500
0.687	17.45	DM0687-1/2A	DM0687-1A	DM0687-1-1/2A	Black	5000	2500	1500
0.687	17.45	DMS0687-1/2A	DMS0687-1A	DMS0687-1-1/2A	Red	5000	2500	1500
0.725	18.42	DM0725-1/2A	DM0725-1A	DM0725-1-1/2A	Black	5000	2500	1000
0.750	19.05	DM0750-1/2A	DM0750-1A	DM0750-1-1/2A	Black	5000	2500	500
0.750	19.05	DMS0750-1/2A	DMS0750-1A	DMS0750-1-1/2A	Red	5000	2500	500
0.812	20.62	DM0812-1/2A	DM0812-1A	DM0812-1-1/2A	Black	2500	2500	1000
0.812	20.62	DMS0812-1/2A	DMS0812-1A	DMS0812-1-1/2A	Red	2500	2500	1000
0.843	21.41	DM0843-1/2A	DM0843-1A	DM0843-1-1/2A	Black	5000	2500	1200
0.843	21.41	—	DMS0843-1A	—	Red	—	2500	—

(Continued on next page >)

PUSH-FIT CAPS

DM & DMS Series
Round Vinyl End Caps (continued)

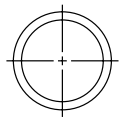

See pages 64 and 65 for Application Wizards

A = To Fit		Item No. B Length				Bulk Pack Qty		
in	mm	1/2 in (12.70 mm)	1 in (25.40 mm)	1 - 1/2 in (38.10 mm)	Color	1/2 in	1 in	1 - 1/2 in
0.875	22.23	DM0875-1/2A	DM0875-1A	DM0875-1-1/2A	Black	5000	2500	1250
0.875	22.23	DMS0875-1/2A	DMS0875-1A	DMS0875-1-1/2A	Red	5000	2500	1250
0.937	23.80	DM0937-1/2A	DM0937-1A	DM0937-1-1/2A	Black	2500	2500	1000
0.937	23.80	—	DMS0937-1A	—	Red	—	2500	—
0.985	25.02	DM0985-1/2A	DM0985-1A	DM0985-1-1/2A	Black	2500	1500	1250
1.000	25.40	DM1000-1/2A	DM1000-1A	DM1000-1-1/2A	Black	2500	2000	1250
1.000	25.40	DMS1000-1/2A	DMS1000-1A	DMS1000-1-1/2A	Red	2500	2000	1250
1.062	26.97	DM1062-1/2A	DM1062-1A	DM1062-1-1/2A	Black	3000	1500	1250
1.062	26.97	—	DMS1062-1A	—	Red	—	1500	—
1.090	27.69	DM1090-1/2A	DM1090-1A	DM1090-1-1/2A	Black	2000	1000	500
1.125	28.58	DM1125-1/2A	DM1125-1A	DM1125-1-1/2A	Black	1000	1000	500
1.125	28.58	DMS1125-1/2A	DMS1125-1A	DMS1125-1-1/2A	Red	1000	1000	500
1.187	30.15	DM1187-1/2A	DM1187-1A	DM1187-1-1/2A	Black	2500	1000	1000
1.187	30.15	—	DMS1187-1A	—	Red	—	1000	—
1.250	31.75	DM1250-1/2A	DM1250-1A	DM1250-1-1/2A	Black	2500	1000	700
1.250	31.75	DMS1250-1/2A	DMS1250-1A	DMS1250-1-1/2A	Red	2500	1000	700
1.312	33.32	DM1312-1/2A	DM1312-1A	DM1312-1-1/2A	Black	2000	1000	500
1.375	34.93	DM1375-1/2A	DM1375-1A	DM1375-1-1/2A	Black	2000	1000	650
1.375	34.93	—	DMS1375-1A	—	Red	—	1000	—
1.437	36.50	DM1437-1/2A	DM1437-1A	DM1437-1-1/2A	Black	1000	1000	600
1.500	38.10	DM1500-1/2A	DM1500-1A	DM1500-1-1/2A	Black	1000	1000	600
1.500	38.10	DMS1500-1/2A	DMS1500-1A	DMS1500-1-1/2A	Red	1000	1000	600
1.593	40.46	DM1593-1/2A	DM1593-1A	DM1593-1-1/2A	Black	1700	1000	500
1.625	41.28	DM1625-1/2A	DM1625-1A	DM1625-1-1/2A	Black	500	750	500
1.625	41.28	—	DMS1625-1A	DMS1625-1-1/2A	Red	—	750	500
1.687	42.85	DM1687-1/2A	DM1687-1A	DM1687-1-1/2A	Black	1000	500	400
1.687	42.85	—	DMS1687-1A	—	Red	—	500	—
1.750	44.45	DM1750-1/2A	DM1750-1A	DM1750-1-1/2A	Black	1000	500	500
1.750	44.45	—	DMS1750-1A	DMS1750-1-1/2A	Red	—	500	500
1.812	46.02	DM1812-1/2A	DM1812-1A	DM1812-1-1/2A	Black	1000	500	400
1.875	47.63	DM1875-1/2A	DM1875-1A	DM1875-1-1/2A	Black	700	625	400
1.875	47.63	—	DMS1875-1A	—	Red	—	625	—
1.937	49.19	DM1937-1/2A	DM1937-1A	DM1937-1-1/2A	Black	1000	550	400
2.000	50.80	DM2000-1/2A	DM2000-1A	DM2000-1-1/2A	Black	1000	550	400
2.000	50.80	DMS2000-1/2A	DMS2000-1A	DMS2000-1-1/2A	Red	1000	550	400
2.125	53.98	DM2125-1/2A	DM2125-1A	DM2125-1-1/2A	Black	500	400	300
2.125	53.98	—	DMS2125-1A	—	Red	—	400	—
2.156	54.76	DM2156-1/2A	DM2156-1A	DM2156-1-1/2A	Black	1000	550	250
2.250	57.15	DM2250-1/2A	DM2250-1A	DM2250-1-1/2A	Black	250	500	300
2.250	57.15	—	DMS2250-1A	DMS2250-1-1/2A	Red	—	500	300
2.375	60.33	DM2375-1/2A	DM2375-1A	DM2375-1-1/2A	Black	500	350	250
2.460	62.48	DM2460-1/2A	DM2460-1A	DM2460-1-1/2A	Black	1000	350	200
2.500	63.50	DM2500-1/2A	DM2500-1A	DM2500-1-1/2A	Black	500	300	200
2.500	63.50	—	DMS2500-1A	DMS2500-1-1/2A	Red	—	300	200
2.625	66.68	DM2625-1/2A	DM2625-1A	DM2625-1-1/2A	Black	500	250	250
2.687	68.25	DM2687-1/2A	DM2687-1A	DM2687-1-1/2A	Black	400	250	200
2.750	69.85	DM2750-1/2A	DM2750-1A	DM2750-1-1/2A	Black	500	250	250
2.750	69.85	—	DMS2750-1A	—	Red	—	250	—
2.875	73.03	DM2875-1/2A	DM2875-1A	DM2875-1-1/2A	Black	500	250	200
3.000	76.20	DM3000-1/2A	DM3000-1A	DM3000-1-1/2A	Black	500	300	200
3.000	76.20	—	DMS3000-1A	DMS3000-1-1/2A	Red	—	300	200
3.125	79.38	—	DM3125-1A	DM3125-1-1/2A	Black	—	250	150
3.125	79.38	—	DMS3125-1A	—	Red	—	250	150
3.250	82.55	—	DM3250-1A	DM3250-1-1/2A	Black	—	100	100
3.250	82.55	—	DMS3250-1A	—	Red	—	100	—
3.375	85.73	—	DM3375-1A	DM3375-1-1/2A	Black	—	200	150
3.500	88.90	DM3500-1/2A	DM3500-1A	DM3500-1-1/2A	Black	—	175	100
3.500	88.90	—	DMS3500-1A	—	Red	—	175	—
3.625	92.08	—	DM3625-1A	DM3625-1-1/2A	Black	—	150	100
3.750	95.25	—	DM3750-1A	DM3750-1-1/2A	Black	—	100	100
3.750	95.25	—	DMS3750-1A	—	Red	—	100	—
3.825	97.16	—	DM3825-1A	DM3825-1-1/2A	Black	—	150	100
3.875	98.43	—	DM3875-1A	DM3875-1-1/2A	Black	—	100	100
4.000	101.60	DM4000-1/2A	DM4000-1A	DM4000-1-1/2A	Black	—	150	100
4.000	101.60	—	DMS4000-1A	DMS4000-1-1/2A	Red	—	150	100
4.125	104.78	—	DM4125-1A	DM4125-1-1/2A	Black	—	100	100
4.187	106.35	—	DM4187-1A	DM4187-1-1/2A	Black	—	100	100
4.250	107.95	—	DM4250-1A	DM4250-1-1/2A	Black	—	150	100
4.375	111.13	—	DM4375-1A	DM4375-1-1/2A	Black	—	100	50
4.500	114.30	DM4500-1/2A	DM4500-1A	DM4500-1-1/2A	Black	—	150	75
4.750	120.65	—	DM4750-1A	DM4750-1-1/2A	Black	—	85	100
5.000	127.00	—	DM5000-1A	DM5000-1-1/2A	Black	—	125	50
5.187	131.75	—	DM5187-1A	DM5187-1-1/2A	Black	—	50	50
5.375	136.53	—	DM5375-1A	DM5375-1-1/2A	Black	—	100	50
5.500	139.70	DM5500-1/2A	DM5500-1A	DM5500-1-1/2A	Black	—	50	50
5.750	146.05	—	DM5750-1A	DM5750-1-1/2A	Black	—	50	50
6.000	152.40	—	DM6000-1A	DM6000-1-1/2A	Black	—	50	50
6.250	158.75	—	DM6250-1A	DM6250-1-1/2A	Black	—	50	50
6.500	165.10	DM6500-1/2A	DM6500-1A	DM6500-1-1/2A	Black	—	50	50
6.750	171.45	—	DM6750-1A	DM6750-1-1/2A	Black	—	25	50
7.000	177.80	—	DM7000-1A	DM7000-1-1/2A	Black	—	25	25
7.250	184.15	—	DM7250-1A	DM7250-1-1/2A	Black	—	50	50
7.500	190.50	—	DM7500-1A	DM7500-1-1/2A	Black	—	50	25
7.750	196.85	—	DM7750-1A	DM7750-1-1/2A	Black	—	50	50
8.000	203.20	—	DM8000-1A	DM8000-1-1/2A	Black	—	50	25

DMPC Series
Easy-Pull Vinyl Caps

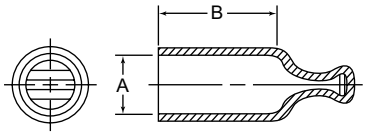

Specifications:
- Material: Vinyl (PVC)
- Color: Black
- Temperature Range: Up to 350°F (177°C)
- For high temperature up to 425°F (218°C) see page 71

Features:
- The curved pull-tab design provides more surface contact area requiring less gripping force during installation and removal
- Flexible material can stretch onto larger dimensions for a snug fit without tearing, splitting or shredding
- Glossy and attractive finish makes this part ideal for use as a decorative end cap

A = To Fit		Item No.			Bulk Pack Qty		
		B Length					
In	mm	1/2 in (12.70 mm)	1 in (25.40 mm)	1 - 1/2 in (38.10 mm)	1/2 in	1 in	1 - 1/2 in
0.187	4.75	DMPC0180-1/2A	DMPC0180-1A	—	5000	5000	—
0.218	5.54	DMPC0207-1/2A	DMPC0207-1A	—	5000	5000	—
0.250	6.35	DMPC0240-1/2A	DMPC0240-1A	—	5000	5000	—
0.302	7.67	DMPC0302-1/2A	DMPC0302-1A	DMPC0302-1-1/2A	7500	5000	2500
0.320	8.13	DMPC0320-1/2A	DMPC0320-1A	DMPC0320-1-1/2A	5000	5000	2500
0.343	8.71	DMPC0343-1/2A	DMPC0343-1A	DMPC0343-1-1/2A	5000	3000	2500
0.375	9.53	DMPC0365-1/2A	DMPC0365-1A	DMPC0365-1-1/2A	5000	3000	2000
0.406	10.32	DMPC0396-1/2A	DMPC0396-1A	DMPC0396-1-1/2A	5000	5000	2500
0.420	10.67	DMPC0420-1/2A	DMPC0420-1A	DMPC0420-1-1/2A	5000	5000	2500
0.437	11.10	DMPC0427-1/2A	DMPC0427-1A	DMPC0427-1-1/2A	5000	4000	2500
0.450	11.43	DMPC0450-1/2A	DMPC0450-1A	DMPC0450-1-1/2A	5000	4000	2500
0.472	11.99	DMPC0470-1/2A	DMPC0470-1A	DMPC0470-1-1/2A	5000	4000	2500
0.500	12.70	DMPC0490-1/2A	DMPC0490-1A	DMPC0490-1-1/2A	5000	4000	2000
0.531	13.49	DMPC0521-1/2A	DMPC0521-1A	DMPC0521-1-1/2A	5000	4000	2500
0.562	14.27	DMPC0552-1/2A	DMPC0552-1A	DMPC0552-1-1/2A	2500	2500	2500
0.593	15.06	DMPC0590-1/2A	DMPC0590-1A	DMPC0590-1-1/2A	2500	1900	1500
0.600	15.24	DMPC0600-1/2A	DMPC0600-1A	DMPC0600-1-1/2A	5000	2500	2500
0.615	15.62	DMPC0615-1/2A	DMPC0615-1A	DMPC0615-1-1/2A	5000	2500	2000
0.625	15.88	DMPC0625-1/2A	DMPC0625-1A	DMPC0625-1-1/2A	2500	1350	1500
0.655	16.64	DMPC0655-1/2A	DMPC0655-1A	DMPC0655-1-1/2A	2000	2500	1500
0.677	17.20	DMPC0677-1/2A	DMPC0677-1A	DMPC0677-1-1/2A	5000	2500	1500
0.687	17.45	DMPC0687-1/2A	DMPC0687-1A	DMPC0687-1-1/2A	2500	2000	1500
0.708	17.98	DMPC0708-1/2A	DMPC0708-1A	DMPC0708-1-1/2A	2500	2000	1500
0.750	19.05	DMPC0740-1/2A	DMPC0740-1A	DMPC0740-1-1/2A	4000	2500	1500
0.812	20.62	DMPC0812-1/2A	DMPC0812-1A	DMPC0812-1-1/2A	2500	2000	750
0.875	22.23	DMPC0865-1/2A	DMPC0865-1A	DMPC0865-1-1/2A	1500	1500	750
0.937	23.79	DMPC0937-1/2A	DMPC0937-1A	DMPC0937-1-1/2A	1500	1500	750
1.000	25.40	DMPC0990-1/2A	DMPC0990-1A	DMPC0990-1-1/2A	1500	1500	750
1.060	26.92	—	DMPC1060-1A	DMPC1060-1-1/2A	—	1000	700
1.125	28.58	—	DMPC1125-1A	DMPC1125-1-1/2A	—	1000	700
1.250	31.75	—	DMPC1230-1A	DMPC1230-1-1/2A	—	1000	700
1.500	38.10	—	DMPC1500-1A	DMPC1500-1-1/2A	—	700	250
1.625	41.28	—	DMPC1605-1A	DMPC1605-1-1/2A	—	550	350

FEC Series
Flexible End Caps

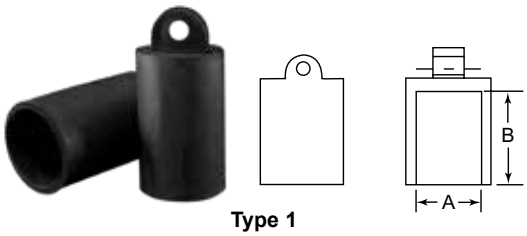

Type 1



Type 2

Specifications:
- Material: Thermoplastic Elastomer
- Temperature Range: 203°F (95°C)
- Color: Black

Features:
- Flexible material can stretch onto larger diameters for a snug fit
- Good resistance to acids
- Can be used with Masking Hooks on page 85

Item No.	Type	A		B		Bulk Pack Qty
		In	mm	In	mm	
1340242	2	0.157	4.0	0.945	24.0	10000
12200B	1	0.197	5.0	0.925	23.5	10000
1341946	2	0.236	6.0	0.984	25.0	10000
1287248	2	0.276	7.0	0.945	24.0	10000
1287251	2	0.315	8.0	0.965	24.5	8000
12204B	1	0.354	9.0	0.984	25.0	7000
1341978	2	0.394	10.0	1.161	29.5	5000
1341987	2	0.433	11.0	1.142	29.0	4500
12207B	1	0.472	12.0	1.142	29.0	4000
1341981	2	0.512	13.0	1.142	29.0	3500
12209B	1	0.551	14.0	1.161	29.5	3000
12210B	1	0.591	15.0	1.161	29.5	2500
12211B	1	0.630	16.0	1.102	28.0	2500
12212B	1	0.669	17.0	1.161	29.5	2000

Item No.	Type	A		B		Bulk Pack Qty
		In	mm	In	mm	
12213B	2	0.709	18.0	1.122	28.5	2000
1287245	2	0.748	19.0	1.161	29.5	2000
1341984	2	0.787	20.0	1.122	28.5	1600
12216B	1	0.827	21.0	1.358	34.5	1300
12217B	2	0.866	22.0	1.339	34.0	1200
12218B	2	0.906	23.0	1.358	34.5	1000
1341988	2	0.945	24.0	1.339	34.0	1000
12220B	2	0.984	25.0	1.358	34.5	1000
12221B	2	1.024	26.0	1.358	34.5	900
12222B	2	1.063	27.0	1.319	33.5	900
1287254	2	1.102	28.0	1.319	33.5	800
12224B	2	1.142	29.0	1.378	35.0	800
1287243	2	1.181	30.0	1.358	34.5	600

PUSH-FIT CAPS

MCP Series
Stretch Fit Cover Caps

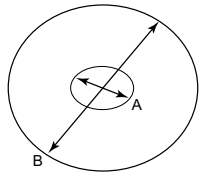

Specifications:
- Material: Polyethylene
- Color: See Table

Features:
- Capable of covering a wide range of part diameters and shapes
- Protects against dirt and moisture during storage and shipping
- Reusable

Item No.		A= Elastic Ø		B= Flat Overall Ø		Bulk Pack Qty
Blue	Clear	in	mm	in	mm	
MCP050B	MCP050N	1.00	25.40	3.00	76.20	1000
MCP100B	MCP100N	1.22	30.99	3.78	96.01	1000
MCP105B	MCP105N	1.25	50.80	8.00	203.20	500
MCP110B	MCP110N	1.50	38.10	4.50	114.30	1000
MCP120B	MCP120N	2.00	50.80	5.75	146.05	1000
MCP125B	MCP125N	2.50	63.50	10.00	254.00	500
MCP130B	MCP130N	2.44	61.98	8.66	219.96	500
MCP140B	MCP140N	3.07	77.98	9.45	240.03	500
MCP145B	MCP145N	3.50	88.90	18.00	457.20	300
MCP150B	MCP150N	4.25	107.95	13.00	330.20	250
MCP155B	MCP155N	5.75	146.05	24.00	609.60	200
MCP160B	MCP160N	5.00	127.00	15.95	405.13	250
MCP165B	MCP165N	6.50	165.10	32.00	812.80	100

MFC Series
Finned Stud Caps

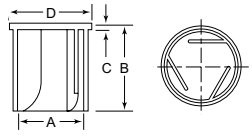

Type 1

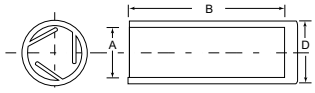

Type 2

Specifications:
- Material: Low-Density Polyethylene
- Color: Natural

Features:
- Unique finned design enables each cap to fit a range of stud diameters
- The MFC010A* has beveled corners

Item No.	Stud Size Range		Type	A		B		C		D		Bulk Pack Qty
	in	mm		in	mm	in	mm	in	mm	in	mm	
MFC110A	0.255 - 0.314	6.5 - 8.0	1	0.394	10	0.866	22	0.059	1.5	0.551	14.0	500
MFC010A*	0.255 - 0.314	6.5 - 8.0	2	0.394	10	1.299	33	—	—	0.433	11.0	5000
MFC120A	0.314 - 0.354	8.0 - 9.0	1	0.433	11	0.866	22	0.059	1.5	0.591	15.0	500
MFC020A	0.314 - 0.354	8.0 - 9.0	2	0.433	11	0.866	22	—	—	0.472	12.0	5000
MFC030A	0.354 - 0.393	9.0 - 10	2	0.472	12	0.866	22	—	—	0.511	13.0	5000
MFC130A	0.354 - 0.413	9.0 - 10.5	1	0.492	12.5	0.866	22	0.059	1.5	0.650	16.5	250
MFC140A	0.433 - 0.512	11.0 - 13.0	1	0.630	16	0.866	22	0.059	1.5	0.787	20.0	250
MFC150A	0.551 - 0.629	14.0 - 16.0	1	0.709	18	0.866	22	0.059	1.5	0.866	22.0	250
MFC160A	0.669 - 0.748	17.0 - 19.0	1	0.866	22	0.866	22	0.059	1.5	1.024	26.0	100
MFC170A	0.787 - 0.866	20.0 - 22.0	1	0.984	25	0.984	25	0.059	1.5	1.142	29.0	100
MFC180A	0.944 - 1.023	24.0 - 26.0	1	1.142	29	1.181	30	0.059	1.5	1.299	33.0	100
MFC190A	1.102 - 1.181	28.0 - 30.0	1	1.299	33	1.339	34	0.059	1.5	1.457	37.0	100

MC Series
Meter Caps

LINE EXTENSION

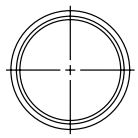

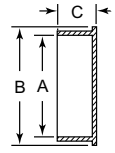

Specifications:
- Material: Low-Density Polyethylene
- Color: Black

Features:
- Designed to protect threads on gas and water meters
- Remains on the unit until installation

	Item No.	Thread Size	A		B		C		Bulk Pack Qty
			in	mm	in	mm	in	mm	
•	MC5LT	5LT	1.114	28.3	1.380	35.1	0.640	16.3	2500
	MC10LT	10LT	1.415	35.9	1.670	42.4	0.640	16.3	1500
	MC1S	#1 Sprague	1.600	40.6	1.820	46.2	0.610	15.5	1200
•	MC1P	#1 Pittsburgh	1.610	40.9	1.870	47.5	0.640	16.3	1200
	MC20LT	20LT	1.808	45.9	2.070	52.6	0.640	16.3	1000
	MC2S	#2 Sprague	1.850	47.0	2.110	53.6	0.640	16.3	1000
	MC30LT	30 LT	2.028	51.5	2.290	58.2	0.670	17.0	750
	MC45LT	45LT	2.252	57.2	2.510	63.8	0.870	22.1	500
	MC3S	#3 Sprague	2.316	58.8	2.580	65.5	0.940	23.9	500

tel | 800 847 0486 fax | 866 561 6617

PUSH-FIT CAPS FOR THREADS

E Series
Flanged Caps for Standard Threads

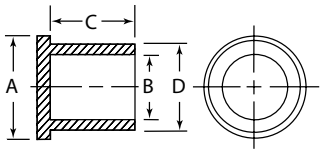

Specifications:
- Material: Low-Density Polyethylene
- Color: See Table

Features:
- Designed for easy assembly and removal either with automated equipment or by hand
- Typically used to protect standard threads with or without O-Rings

Item No.		To Cap Standard Thread	A		B		C		D		Bulk Pack Qty
Natural	Orange		in	mm	in	mm	in	mm	in	mm	
E5/16C	E5/16A	5/16	0.510	12.95	0.315	8.00	0.840	21.33	0.377	9.57	5000
—	E3/8A	3/8	0.531	13.49	0.364	9.25	0.590	16.67	0.428	10.87	5000
E3/8AA	—	3/8	0.580	14.73	0.377	9.58	0.840	21.34	0.447	11.35	5000
EL3/8B	EL3/8A	3/8	0.520	13.21	0.370	9.40	1.280	32.51	0.440	11.18	5000
E7/16A	—	7/16	0.625	15.88	0.428	10.87	0.590	14.99	0.492	12.50	4250
E7/16CATB	—	7/16	0.625	15.88	0.429	10.90	0.600	15.24	0.491	12.47	4250
EL7/16B	EL7/16A	7/16	0.580	14.73	0.428	10.87	1.020	25.91	0.495	12.57	5000
—	EL7/16AA	7/16	0.580	14.73	0.425	10.79	1.330	33.98	0.487	12.37	2800
E1/2A	—	1/2	0.720	18.29	0.490	12.45	0.460	11.68	0.550	13.97	4000
EL1/2A	—	1/2	0.640	16.25	0.490	12.45	1.330	33.78	0.552	14.02	2800
EL9/16A	—	9/16	0.700	17.78	0.550	13.97	1.410	35.81	0.620	15.75	2500
E9/16A	—	9/16	0.810	20.57	0.551	14.00	0.490	12.45	0.621	15.77	5900
E5/8B	E5/8A	5/8	0.813	20.64	0.606	15.39	0.750	19.05	0.677	17.20	4000
EL5/8A	—	5/8	0.760	19.30	0.625	15.88	0.840	21.34	0.687	17.48	3000
E11/16B	—	11/16	0.935	23.75	0.675	17.14	0.500	17.15	0.745	12.70	4000
-	EL11/16A	11/16	0.840	21.33	0.678	17.22	0.880	22.35	0.748	18.99	2500
E3/4B	E3/4A	3/4	1.000	25.40	0.720	18.29	0.688	17.46	0.794	20.17	3000
E3/4CATA	—	3/4	1.000	25.40	0.729	18.52	0.625	15.88	0.786	19.96	3000
EL3/4D	EL3/4A	3/4	0.890	22.61	0.740	18.80	1.540	39.12	0.813	20.65	2500
E13/16A	—	13/16	1.060	26.92	0.800	20.32	0.570	14.48	0.870	22.10	2500
—	K324A	13/16	1.060	20.64	0.605	15.37	0.845	21.50	0.665	16.89	3500
E7/8SA	—	7/8	1.120	28.45	0.864	21.95	0.690	17.53	0.926	23.52	4000
—	E7/8A	7/8	1.096	27.84	0.860	21.84	0.875	22.23	0.933	23.70	3500
E7/8CATB	—	7/8	1.096	27.84	0.865	21.97	0.832	21.13	0.921	23.39	3500
EL7/8B	EL7/8A	7/8	1.010	25.65	0.860	21.84	1.700	43.18	0.929	23.60	2000
E1A	—	1	1.246	31.65	0.993	25.22	0.660	16.76	1.056	26.82	1500
—	E1-1/16A	1 - 1/16	1.187	30.15	1.030	26.16	1.062	27.98	1.092	27.74	2000
E1-1/16CATB	—	1 - 1/16	1.288	32.72	1.043	26.49	0.688	17.48	1.114	28.30	2800
E1-3/16B	—	1 - 3/16	1.432	36.37	1.172	29.77	0.760	19.30	1.242	31.55	2000
E1-5/16B	—	1 - 5/16	1.567	39.80	1.302	33.07	0.760	19.30	1.372	34.85	1800
E1-7/16B	—	1 - 7/16	1.697	43.10	1.432	36.37	0.760	19.30	1.502	38.15	1500
E1-5/8B	—	1 - 5/8	1.875	47.63	1.615	41.02	0.835	21.21	1.685	42.80	1100
E1-11/16B	—	1 - 11/16	1.928	48.97	1.668	42.37	0.835	21.21	1.738	44.15	1000
E1-7/8A	E1-7/8B	1 - 7/8	2.131	54.13	1.871	47.52	0.960	24.38	1.941	49.30	900
E2B	E2A	2	2.256	57.30	1.994	50.65	1.085	27.56	2.064	52.43	600
E2-1/2A	—	2 - 1/2	2.756	70.00	2.491	63.27	1.210	30.73	2.566	65.18	350

ECS Series
Flanged Caps for NPT Threads

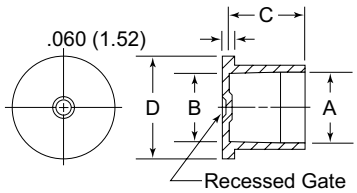

Specifications:
- Material: Low-Density Polyethylene
- Color: Natural

Features:
- Designed for easy assembly and removal either with automated equipment or by hand
- Typically used to protect NPT threads with or without O-Rings

Item No.	To Cap NPT Thread	A		B		C		D		Bulk Pack Qty
		in	mm	in	mm	in	mm	in	mm	
ECS0125A	1/8"	0.399	10.13	0.383	9.73	0.380	9.65	0.660	16.76	10000
ECS0250A	1/4"	0.533	13.54	0.510	12.90	0.530	13.46	0.810	20.57	9000
ECS0375A	3/8"	0.669	16.99	0.644	16.36	0.530	13.46	0.940	23.88	5000
ECS0500A	1/2"	0.833	21.16	0.800	20.32	0.720	18.29	1.090	27.69	3000
ECS0750A	3/4"	1.045	26.54	1.011	25.68	0.750	19.05	1.310	33.27	2000
ECS1000A	1"	1.310	33.27	1.267	32.18	0.930	23.62	1.560	39.62	1000
ECS1250A	1 - 1/4"	1.655	42.04	1.611	40.92	0.970	24.64	1.940	49.28	800
ECS1500A	1 - 1/2"	1.893	48.08	1.848	46.94	0.970	24.64	2.160	54.86	600
ECS2000A	2"	2.370	60.20	2.323	59.00	1.030	26.16	2.620	66.55	500

PUSH-FIT CAPS FOR THREADS

ECM Series
Flanged Caps for Metric Threads

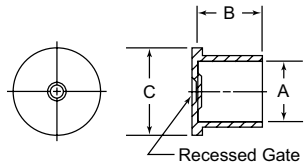

Specifications:
- Material: Low-Density Polyethylene
- Color: Natural

Features:
- Designed for easy assembly and removal either with automated equipment or by hand
- Typically used to protect metric threads with or without O-Rings

Item No.	To Cap Metric Thread	A		B		C		Bulk Pack Qty
		in	mm	in	mm	in	mm	
ECM10A	M10	0.385	9.78	0.665	16.89	0.530	13.50	8000
ECM12A	M12	0.463	11.75	0.470	11.95	0.768	19.50	7000
ECM14A	M14	0.540	13.72	0.470	11.95	0.846	21.50	5000
ECM16A	M16	0.617	15.67	0.470	11.95	0.925	23.50	5000
ECM18A	M18	0.696	17.68	0.470	11.95	1.004	25.50	3000

Item No.	To Cap Metric Thread	A		B		C		Bulk Pack Qty
		in	mm	in	mm	in	mm	
ECM20A	M20	0.774	19.66	0.553	14.05	1.083	27.50	2500
ECM22A	M22	0.855	21.72	0.553	14.05	1.161	29.50	3000
ECM33A	M33	1.285	32.64	0.687	17.45	1.590	40.39	2000
ECM38A	M38	1.481	37.62	0.748	19.00	1.751	44.50	1000
ECM42A	M42	1.640	41.68	0.748	19.00	1.948	49.50	1000

TS Series
Tear Tab Caps for SAE/JIC Threads

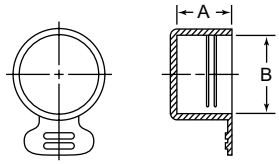

Specifications:
- Material: Low-Density Polyethylene
- Color: See Table

Features:
- Designed with a tear tab for easy removal
- Made to protect standard threads from damage but versatile enough to be used in numerous applications

Item No.		To Cap Standard Thread	SAE/JIC Fitting Size	A		B		Bulk Pack Qty
Natural	Blue			in	mm	in	mm	
TS3B	TS3A	3/8" - 24	3	0.437	11.10	0.364	9.25	6500
TS4B	TS4A	7/16" - 20	4	0.460	11.68	0.433	11.00	5500
TS5B	TS5A	1/2" - 20	5	0.460	11.68	0.490	12.45	4500
TS6B	TS6A	9/16" - 18	6	0.475	12.07	0.551	14.00	7000
TS7B	TS7A	11/16" - 16	7	0.475	12.07	0.675	17.15	5000
TS8B	TS8A	3/4" - 16	8	0.560	14.22	0.740	18.80	3500
TS9B	TS9A	13/16" - 16	9	0.560	14.22	0.802	20.37	3000
TS10B	TS10A	7/8" - 14	10	0.650	16.51	0.873	22.17	4500
TS11B	TS11A	1" - 14	11	0.650	16.51	0.986	25.04	4000
TS12B	TS12A	1-1/16" - 12	12	0.750	19.05	1.053	26.75	3000
TS13B	TS13A	1-3/16" - 12	13	0.750	19.05	1.172	29.77	2700
TS16B	TS16A	1-5/16" - 12	16	0.750	19.05	1.302	33.07	2200
TS17B	TS17A	1-7/16" - 12	17	0.750	19.05	1.432	36.37	2000
TS20B	TS20A	1-5/8" - 12	20	0.825	20.96	1.615	41.02	1300
TS21B	TS21A	1-11/16" - 12	21	0.825	20.96	1.668	42.37	1200
TS24B	TS24A	1-7/8" - 12	24	0.950	24.13	1.871	47.52	900
TS32B	TS32A	2-1/2" - 12	32	1.200	30.48	2.491	63.27	400

Y Series
Tear Tab Caps for NPT Threads

See pages 64 and 65 for Application Wizards

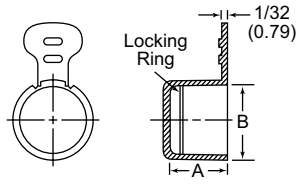

Specifications:
- Material: Low-Density Polyethylene
- Color: See Table

Features:
- Designed with a tear tab for easy removal
- Made to protect NPT threads from damage but versatile enough to be used in numerous applications

Item No.		To Cap NPT Thread	A		B		Bulk Pack Qty
Natural	Blue		in	mm	in	mm	
Y1/8B	Y1/8A	1/8	0.320	8.13	0.386	9.80	5000
Y1/4N	Y1/4A	1/4	0.490	12.45	0.531	13.49	4000
Y3/8B	Y3/8A	3/8	0.490	12.45	0.665	16.89	5500
Y1/2B	Y1/2A	1/2	0.640	16.26	0.817	20.75	5500
Y3/4D	Y3/4A	3/4	0.630	16.00	1.033	26.24	4000
Y1B	Y1A	1	0.785	19.94	1.305	33.15	2000
Y1-1/4N	Y1-1/4A	1 - 1/4	0.840	21.34	1.643	41.73	1300
Y1-1/2E	Y1-1/2A	1 - 1/2	0.850	21.59	1.884	47.85	1000
Y2B	Y2A	2	0.890	22.61	2.339	59.41	600
Y2-1/2N	—	2 - 1/2	1.375	34.93	2.850	72.39	500
Y3N	—	3	1.437	36.50	3.475	88.27	250
Y3-1/2N	—	3 - 1/2	1.500	38.10	3.980	101.09	200
Y4N	—	4	1.500	38.10	4.480	113.79	150
Y5N	—	5	1.625	41.28	5.535	140.59	100
Y6N	—	6	1.700	43.18	6.600	167.64	50

tel | 800 847 0486 fax | 866 561 6617

PUSH-FIT CAPS FOR THREADS

TSM Series
Tear Tab Caps for Metric Threads

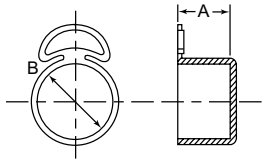

Specifications:
- Material: Low-Density Polyethylene
- Color: Refer to Chart

Features:
- Designed with a tear tab for easy removal
- Made to protect metric threads from damage but versatile enough to be used in numerous applications

Item No.	To Cap Metric Thread	A		B		Color	Bulk Pack Qty
		in	mm	in	mm		
TSM12A	M12	0.472	12.00	0.472	12.00	Yellow	5000
TSM14A	M14	0.551	14.00	0.555	14.10	Yellow	5000
TSM16A	M16	0.634	16.10	0.650	16.50	Yellow	5000
TSM18A	M18	0.709	18.00	0.709	18.00	Yellow	4000
TSM20B	M20	0.787	20.00	0.787	20.00	Natural	2000
TSM22A	M22	0.866	22.00	0.866	22.00	Yellow	2000

TSB Series
Tear Tab Caps for BSP Threads

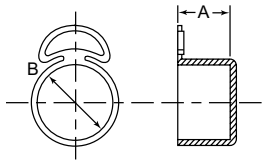

Specifications:
- Material: Low-Density Polyethylene
- Color: Yellow

Features:
- Designed with a tear tab for easy removal
- Made to protect BSP/Gas threads from damage but versatile enough to be used in numerous applications

Item No.	To Cap BSP/Gas Thread	A		B		Bulk Pack Qty
		in	mm	in	mm	
TSB10351A	1/4" x 19	0.433	11.00	0.512	13.00	10000
TSB10492A	3/8" x 19	0.472	12.00	0.630	16.00	5000
TSB10308A	1/2" x 14	0.591	15.00	0.835	21.20	4000
TSB12373A	5/8" x 14	0.728	18.50	0.906	23.00	3000
TSB10701A	3/4" x 14	0.937	23.80	1.035	26.30	1500
TSB12375A	7/8" x 14	0.984	25.00	1.161	29.50	1500
TSB12376A	1" x 11	0.709	18.00	1.339	34.00	1500

HEX Series
Hexagonal Caps

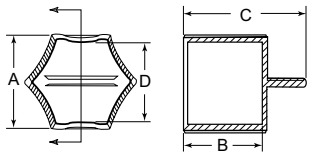

Specifications:
- Material: Polyethylene
- Color: Natural

Features:
- Rigid design allows easy application and removal
- Available in all common hydraulic coupling sizes
- Also suitable for protecting round components

Item No.	To Fit Thread Sizes			A		B		C		D		Bulk Pack Qty
	UNF	Metric	BSP	in	mm	in	mm	in	mm	in	mm	
HEX100A	—	M10	—	0.433	11	0.630	16	1.102	28	0.421	10.7	500
HEX105A	7/16	M12	1/8	0.551	14	0.709	18	1.181	30	0.539	13.7	500
HEX110A	—	—	—	0.630	16	0.787	20	1.260	32	0.618	15.7	500
HEX115A	1/2	M14	—	0.669	17	0.787	20	1.260	32	0.657	16.7	500
HEX120A	9/16	M16	1/4	0.748	19	0.984	25	1.535	39	0.736	18.7	500
HEX125A	3/4	M18	3/8	0.866	22	0.984	25	1.535	39	0.850	21.6	500
HEX130A	—	—	—	0.945	24	1.102	28	1.654	42	0.929	23.6	500
HEX135A	—	—	—	0.984	25	1.102	28	1.654	42	0.969	24.6	250
HEX140A	7/8	M22	1/2	1.063	27	1.102	28	1.654	42	1.047	26.6	250
HEX145A	—	—	—	1.142	29	1.181	30	1.732	44	1.126	28.6	250
HEX150A	—	M24	5/8	1.181	30	1.181	30	1.732	44	1.165	29.6	250
HEX155A	1 - 1/16	M26	3/4	1.260	32	1.181	30	1.732	44	1.244	31.6	250
HEX160A	—	M30	—	1.417	36	1.181	30	1.732	44	1.398	35.5	250
HEX165A	—	—	—	1.496	38	1.220	31	1.772	45	1.476	37.5	100
HEX170A	1 - 5/16	M36	1	1.614	41	1.220	31	1.772	45	1.594	40.5	100
HEX175A	—	—	—	1.811	46	1.260	32	1.811	46	1.791	45.5	100
HEX180A	1 - 5/8	M45	1 - 1/4	1.969	50	1.260	32	1.811	46	1.949	49.5	100

PUSH-FIT CAPS FOR THREADS

FC CAP Series
Circular Connector Caps

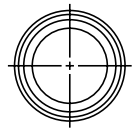

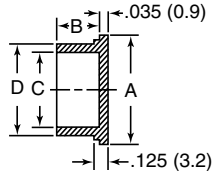

Specifications:
- Material: Low-Density Polyethylene
- Color: Red

Features:
- Designed for easy assembly and removal either with automated equipment or by hand
- Typically used to protect electrical connectors per Mil Spec 90376
- See page 47 if plug is needed

Item No.	MS90376 Dash No.	To Cap Connector	A		B		C		D		Bulk Pack Qty
			in	mm	in	mm	in	mm	in	mm	
FC708A	MS90376-8R	1/2	0.740	18.80	0.500	12.70	0.480	12.19	0.540	13.72	5000
FC710A	MS90376-10R	5/8	0.840	21.34	0.500	12.70	0.605	15.37	0.665	16.89	6000
FC712A	MS90376-12R	3/4	0.970	24.62	0.500	12.70	0.720	18.29	0.775	19.69	5500
FC714A	MS90376-14R	7/8	1.125	28.58	0.500	12.70	0.850	21.59	0.905	22.99	3000
FC716A	MS90376-16R	1	1.220	30.99	0.500	12.70	0.973	24.71	1.035	26.29	3300
FC718A	MS90376-18R	1 - 1/8	1.330	33.78	0.562	14.27	1.093	27.76	1.155	29.34	2500
FC19RA	MS90376-19R	1 - 3/16	1.430	36.32	0.562	14.27	1.168	29.67	1.238	31.45	2300
FC720A	MS90376-20R	1 - 1/4	1.465	37.21	0.562	14.27	1.231	31.27	1.301	33.05	2200
FC722A	MS90376-22R	1 - 3/8	1.580	40.39	0.562	14.27	1.340	34.04	1.410	35.81	1800
FC23RA	MS90376-23R	1 - 7/16	1.650	41.91	0.562	14.27	1.408	35.76	1.478	37.54	1200
FC724A	MS90376-24R	1 - 1/2	1.709	43.41	0.562	14.27	1.463	37.16	1.533	38.94	1500
FC726A	MS90376-26R	1 - 5/8	1.810	45.97	0.562	14.27	1.590	40.39	1.660	42.16	1250
FC728A	MS90376-28R	1 - 3/4	1.950	49.53	0.562	14.27	1.715	43.56	1.790	45.47	1000
FC732A	MS90376-32R	2	2.220	56.39	0.562	14.27	1.965	49.91	2.040	51.82	900
FC736A	MS90376-36R	2 - 1/4	2.435	61.85	0.600	15.24	2.215	56.26	2.290	58.17	700
FC740A	MS90376-40R	2 - 1/2	2.660	67.56	0.600	15.24	2.440	61.98	2.530	64.26	550
FC744A	MS90376-44R	2 - 3/4	2.960	75.18	0.600	15.24	2.720	69.09	2.812	71.42	450

D Series
Flanged Connector Caps

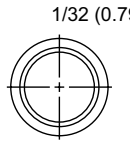

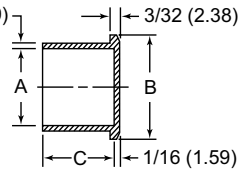

Specifications:
- Material: Low-Density Polyethylene
- Color: Red

Features:
- Designed for easy assembly and removal either with automated equipment or by hand
- Typically used to protect connectors with standard threads

Item No.	To Cap Std. Threaded Connector	A		B		C		Bulk Pack Qty
		in	mm	in	mm	in	mm	
D1/4A	1/4	0.240	6.10	0.480	12.19	0.500	12.70	5000
D3/8A	3/8	0.360	9.14	0.625	15.88	0.500	12.70	5000
D1/2A	1/2	0.477	12.12	0.750	19.05	0.500	12.70	7000
D9/16A	9/16	0.551	14.00	0.781	19.84	0.500	12.70	6000
D5/8A	5/8	0.593	15.06	0.875	22.23	0.500	12.70	4500
D3/4A	3/4	0.716	18.19	1.000	25.40	0.487	12.37	3500
D7/8A	7/8	0.841	21.36	1.125	28.58	0.491	12.47	2500
D15/16A	15/16	0.930	23.62	1.156	29.36	0.547	13.89	2000
D1A	1	0.960	24.38	1.250	31.75	0.500	12.70	2000
D1-1/8A	1 - 1/8	1.092	27.74	1.375	34.93	0.563	14.29	1500
D1-3/16A	1 - 3/16	1.176	29.87	1.438	36.51	0.563	14.29	3000
D1-1/4A	1 - 1/4	1.207	30.66	1.500	38.10	0.563	14.29	3000
D1-3/8A	1 - 3/8	1.348	34.24	1.625	41.28	0.563	14.29	2500
D1-7/16A	1 - 7/16	1.407	35.74	1.688	42.86	0.563	14.29	2200
D1-1/2A	1 - 1/2	1.458	37.03	1.719	43.66	0.563	14.29	2000
D1-3/4A	1 - 3/4	1.730	43.94	1.969	50.01	0.563	14.29	1500

PUSH-FIT CAPS FOR THREADS

OFR Series
O-Ring Face-Fitting Caps for UNF/JIC Threads

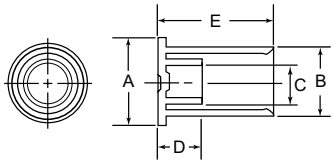

Specifications:
- Material: Low-Density Polyethylene
- Color: See Table

Features:
- Designed to protect O-Ring face seal connectors used on hydraulic connections
- Designed with a longer overall length and includes a molded retaining ring at the bottom that snaps under the connector for added security

Item No. Blue	To Cap UNF Thread	A in	A mm	B in	B mm	C in	C mm	D in	D mm	E in	E mm	Bulk Pack Qty
OFR4B	9/16" - 18	0.938	23.80	0.771	19.58	0.500	12.70	0.330	8.30	0.690	17.50	3000
OFR6B	11/16" - 16	1.125	28.40	0.903	22.93	0.625	16.00	0.370	9.40	0.770	19.60	2500
OFR8A	13/16" - 16	1.219	31.00	1.052	26.72	0.750	19.10	0.430	10.90	0.930	23.60	3000
OFR10A	1" - 14	1.438	36.50	1.255	31.50	0.906	23.00	0.530	13.50	1.040	26.40	2000
OFR12A	1 - 3/16" - 12	1.688	42.70	1.530	38.86	1.093	27.70	0.570	14.50	1.140	28.80	1200
OFR16A	1 - 7/16" - 12	2.000	50.80	1.804	45.82	1.343	34.10	0.580	14.70	1.210	30.70	900
OFR20A	1 - 11/16" - 12	2.250	57.20	2.093	53.16	1.593	40.50	0.580	14.70	1.210	30.70	700
OFR24A	2" - 12	2.719	69.00	2.520	64.01	1.875	47.60	0.580	14.70	1.210	30.70	450

Item No. Blue	Item No. Red	To Cap JIC Thread	JIC Fitting Size	A in	A mm	B in	B mm	C in	C mm	D in	D mm	E in	E mm	Bulk Pack Qty
OFR100A	OFR100B	7/16" - 20	4	0.770	19.60	0.712	18.08	0.370	9.40	0.420	10.67	0.710	18.03	3000
OFR110A	OFR110B	9/16" - 18	6	0.950	24.10	0.864	21.95	0.500	12.80	0.420	10.67	0.840	21.34	2500
OFR120A	OFR120B	3/4" - 16	8	1.160	29.30	1.067	27.10	0.670	17.00	0.430	10.92	0.930	23.62	1200
OFR130A	OFR130B	7/8" - 14	10	1.280	32.50	1.192	30.28	0.780	19.80	0.500	12.70	1.050	26.67	1200
OFR140A	OFR140B	1 - 1/16" - 12	12	1.580	40.10	1.489	37.82	0.960	24.40	0.570	14.48	1.150	29.21	1200
OFR150A	OFR150B	1 - 5/16" - 12	16	1.880	47.80	1.766	44.86	1.220	30.90	0.590	14.99	1.210	30.73	1000

OR Series
O-Ring Face-Fitting Caps for UNF Threads

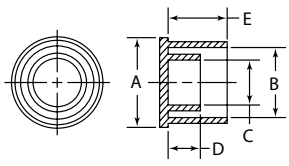

Specifications:
- Material: Low-Density Polyethylene
- Color: Blue

Features:
- Designed to protect O-Ring face seal connectors used on hydraulic connections

Item No.	To Cap UNF Thread	A In	A mm	B In	B mm	C In	C mm	D In	D mm	E In	E mm	Bulk Pack Qty
OR4A	9/16" - 18	0.875	22.23	0.768	19.51	0.500	12.70	0.326	8.28	0.578	14.68	3500
OR6A	11/16" - 16	1.000	25.40	0.901	22.89	0.594	15.08	0.370	9.40	0.672	17.07	2500
OR8A	13/16" - 16	1.156	29.37	1.053	26.75	0.750	19.05	0.430	10.92	0.828	21.03	3000
OR10A	1" - 14	1.375	34.93	1.260	32.00	0.906	23.02	0.530	13.46	0.922	23.42	2000
OR12A	1 - 3/16" - 12	1.625	41.28	1.535	38.99	1.094	27.78	0.560	14.48	1.031	26.19	1200
OR16A	1 - 7/16" - 12	1.844	46.83	1.804	45.82	1.344	34.13	0.580	14.73	1.094	27.78	900
OR20A	1 - 11/16" - 12	2.125	53.98	2.093	53.16	1.594	40.48	0.580	14.73	1.094	27.78	700
OR24B	2" - 12	2.688	68.26	2.520	64.01	1.875	47.63	0.580	14.73	1.094	27.78	450

PUSH-FIT CAPS

Hydraulic Quick Release Dust Caps

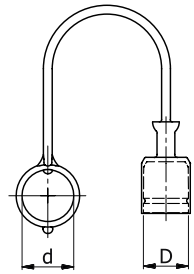

Specifications:
- Material: Thermoplastic Elastomer
- Color: See Table

Features:
- Suitable to cap ISO 7241-1 Series A and B Quick Couplings
- Designed to remain attached to a hose
- Excellent protection from dirt, moisture and corrosion
- Temperature Range: -40°F - 275°F (-40°C - 135°C)
- See page 51 if plug is needed

Item No.						D		d		Bulk Pack
Red	Yellow	Green	Blue	Size	Series	mm	in	mm	in	Qty
498796	499736	499746	499756	1/4	ISO A	12.7	0.500	20.0	0.787	150
498797	499737	499747	499757	3/8	ISO A	18.3	0.720	25.0	0.984	150
498798	499738	499748	499758	1/2	ISO A	24.3	0.957	28.0	1.102	150
498799	499739	499749	499759	3/4	ISO A	30.7	1.209	35.0	1.378	150
498800	499740	499750	499760	1	ISO A	36.5	1.437	42.0	1.654	150
498801	499741	499751	499761	1/4	ISO B	15.5	0.610	20.0	0.787	150
498802	499742	499752	499762	3/8	ISO B	20.0	0.787	23.0	0.906	150
498803	499743	499753	499763	1/2	ISO B	25.7	1.012	28.0	1.102	150
498804	499744	499754	499764	3/4	ISO B	32.7	1.287	34.0	1.339	150
498805	499745	499755	499765	1	ISO B	40.5	1.594	43.0	1.693	150

M Series
Tube and Nut Assembly Caps

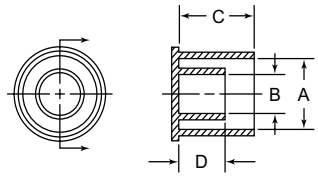

Specifications:
- Materials: Low-Density Polyethylene
- Color: Red

Features:
- Designed to protect flareless hydraulic tube and nut assemblies
- Features a double cap design; the outside cap conforms to the hex shape of the nut, the inside cap covers the tube and sleeve inside the nut to hold the assembly in place
- The MCA and MCM Series are frequently applied to automobile air conditioning tube and nut assemblies

Item No.	To Cap Tube Size	A		B		C		D		Bulk Pack
		in	mm	in	mm	in	mm	in	mm	Qty
M2A	1/8	0.391	9.93	0.172	4.37	0.580	14.73	0.400	10.16	6000
M3A	3/16	0.456	11.58	0.236	5.99	0.630	16.00	0.410	10.41	8500
M4A	1/4	0.606	15.39	0.283	7.19	0.650	16.51	0.380	9.65	5000
M5A	5/16	0.655	16.64	0.352	8.94	0.810	20.57	0.540	13.72	3500
M6A	3/8	0.740	18.80	0.440	11.18	0.845	21.46	0.545	13.84	2800
M8A	1/2	0.914	23.22	0.567	14.40	0.905	22.99	0.540	13.72	1800
M10A	5/8	1.044	26.52	0.670	17.02	1.030	26.16	0.647	16.43	2500
M12A	3/4	1.324	33.62	0.851	21.62	1.045	26.54	0.643	16.33	1600
M16A	1	1.564	39.73	1.060	26.92	1.097	27.86	0.550	13.97	1100
M20A	1 - 1/4	2.090	53.09	1.320	33.53	1.104	28.04	0.625	15.88	650
M24A	1 - 1/2	2.345	59.56	1.535	38.99	1.078	27.38	0.620	15.75	550
MCA10A	3/8 female	0.799	20.29	0.326	8.28	0.610	15.49	0.211	5.36	2800
MCA12A	1/2 female	0.930	23.62	0.450	11.43	0.750	19.05	0.315	8.00	3500
MCA17A	3/4 female	1.330	33.78	0.684	17.37	1.060	26.92	0.315	8.00	1500
MCM10A	3/8 male	0.612	15.54	0.326	8.28	0.800	20.32	0.211	5.36	3500
MCM12A	1/2 male	0.735	18.67	0.450	11.43	1.000	25.40	0.315	8.00	2000

W Series
Hose Washer Caps

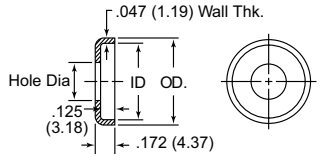

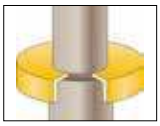

Specifications:
- Material: See Table
- Color: See Table

Features:
- Applied on hose and tube ends in order to prevent them from sliding over the fittings

Item No.	Ø Hole		I.D.		O.D.		Color	Material	Bulk Pack Qty
	in	mm	in	mm	in	mm			
W6A	0.320	8.13	0.589	14.96	0.685	17.40	Yellow	LDPE	4750
W6C	0.320	8.13	0.589	14.96	0.685	17.40	Black	TPE	4750
W8A	0.445	11.30	0.760	19.30	0.860	21.84	Yellow	LDPE	4000
W8C	0.445	11.30	0.760	19.30	0.860	21.84	Black	TPE	4000
W10A	0.575	14.61	0.870	22.10	0.968	24.59	Yellow	LDPE	5000
W10C	0.575	14.61	0.870	22.10	0.968	24.59	Black	TPE	5000

Item No.	Ø Hole		I.D.		O.D.		Color	Material	Bulk Pack Qty
	in	mm	in	mm	in	mm			
W13A	0.700	17.78	1.040	26.42	1.141	28.98	Yellow	LDPE	7000
W13C	0.700	17.78	1.040	26.42	1.141	28.98	Black	TPE	6500
W15A	0.828	21.03	1.165	29.59	1.266	32.16	Yellow	LDPE	5000
W15C	0.828	21.03	1.165	29.59	1.266	32.16	Black	TPE	5000
W20A	1.050	26.67	1.300	33.02	1.400	35.56	Yellow	LDPE	5000
W20C	1.050	26.67	1.300	33.02	1.400	35.56	Black	TPE	5000

tel | 800 847 0486 fax | 866 561 6617

G Series
UNF/JIC Threaded Caps for Flared/Flareless Fittings

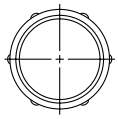
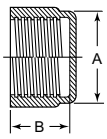

Specifications:
- Material: Low-Density Polyethylene
- Color: Blue

Features:
- Threaded cap with rolled threads allows you to thread or push on for easy application
- Protects flared and flareless fittings against dirt, dents and moisture

See pages 64 and 65 for Application Wizards

Item No.	UNF/JIC Thread Size in	Tubing Size in	JIC Fitting Size	A in	A mm	B in	B mm	Bulk Pack Qty
G1A	3/8 - 24	3/16	3	0.437	11.11	0.469	11.91	5000
G2A	7/16 - 20	1/4	4	0.500	12.70	0.500	12.70	5000
G3A	7/16 - 24	1/4	4	0.500	12.70	0.313	7.94	4500
G4A	1/2 - 20	5/16	5	0.563	14.29	0.313	7.94	6500
G5A	1/2 - 20	5/16	5	0.563	14.29	0.500	12.70	4500
G6A	1/2 - 26	—	—	0.563	14.29	0.500	12.70	4250
G7A	1/2 - 20	5/16	5	0.563	14.29	0.875	22.23	5000
G8A	9/16 - 18	3/8	6	0.625	15.88	0.500	12.70	6500
G9A	5/8 - 18	3/8	—	0.687	17.46	0.500	12.70	6000
G11A	5/8 - 18	3/8	—	0.687	17.46	0.563	14.29	5000
G12A	5/8 - 18	3/8	—	0.687	17.46	0.813	20.64	3500
G13A	5/8 - 24	—	—	0.687	17.46	0.375	9.53	4250
G14A	3/4 - 16	1/2	8	0.813	20.64	0.625	15.88	3500
G15A	3/4 - 18	—	—	0.813	20.64	0.906	23.02	2500

Item No.	UNF/JIC Thread Size in	Tubing Size in	JIC Fitting Size	A in	A mm	B in	B mm	Bulk Pack Qty
G16A	3/4 - 20	—	—	0.813	20.64	0.437	11.11	5000
G17A	7/8 - 14	5/8	10	0.937	23.81	0.719	18.26	2400
G18A	7/8 - 14	5/8	10	0.937	23.81	1.000	25.40	3500
G19A	7/8 - 18	—	—	0.937	23.81	0.437	11.11	3500
G20A	7/8 - 18	—	—	0.937	23.81	0.781	19.84	4500
G21A	1 - 14	—	—	1.063	26.99	0.781	19.84	3500
G22A	1 - 1/16 - 12	3/4	12	1.125	28.58	0.813	20.64	3000
G23A	1 - 1/16 - 14	3/4	—	1.125	28.58	0.813	20.64	3000
G24A	1 - 1/16 - 16	—	—	1.125	28.58	1.000	25.40	2500
G25A	1 - 3/16 - 12	7/8	14	1.250	31.75	0.937	23.81	2000
G26A	1 - 1/4 - 18	—	—	1.375	34.93	0.469	11.91	3500
G27A	1 - 5/16 - 12	1	16	1.375	34.93	0.875	22.23	2000
G30A	1 - 5/8 - 12	1 - 1/4	20	1.750	44.45	0.906	23.02	1200

Threaded Caps

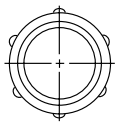
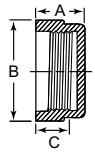

Specifications:
- Material: Low-Density Polyethylene
- Color: Red

Features:
- Protects threaded components from dust, moisture and damage during production, storage and shipment
- Designed with an easy-to-grip head for ease of hand installation

TCUNF Series
UNF/JIC Threaded Caps

Item No.	To Cap UNF/JIC Thread Size in	Tubing Size in	JIC Fitting Size	A in	A mm	B in	B mm	C in	C mm	Bulk Pack Qty
10251A	3/8 × 24	3/16	3	0.327	8.30	0.433	11.00	0.157	4.00	5000
10332A	7/16 × 20	1/4	4	0.508	12.90	0.524	13.30	0.315	8.00	5000
12652A	7/16 × 24	1/4	—	0.539	13.70	0.524	13.30	0.307	7.80	5000
10528A	1/2 × 20	5/16	5	0.531	13.50	0.571	14.50	0.374	9.50	5000
11041A	9/16 × 18	3/8	6	0.531	13.50	0.65	16.50	0.374	9.50	5000
10653A	5/8 × 18	3/8	—	0.614	15.60	0.717	18.20	0.295	7.50	5000
12847A	3/4 × 16	1/2	8	0.543	13.80	0.854	21.70	0.374	9.50	4000
12825A	13/16 × 16	—	—	0.602	15.30	0.917	23.30	0.366	9.30	1250
11089A	7/8 × 14	5/8	10	0.795	20.20	0.98	24.90	0.567	14.40	2500
12075A	7/8 × 18	—	—	0.787	20.00	0.996	25.30	0.551	14.00	2500
12826A	1 × 14	—	—	0.677	17.20	1.087	27.60	0.472	12.00	2500
10685A	1 - 1/16 × 12	3/4	12	0.748	19.00	1.157	29.40	0.433	11.00	2000
10163A	1 - 3/16 × 12	7/8	14	0.752	19.10	1.287	32.70	0.512	13.00	1500
10151A	1 - 5/16 × 12	1	16	0.874	22.20	1.433	36.40	0.571	14.50	1000
12654A	1 - 3/8 × 12	—	—	0.965	24.50	1.472	37.40	0.413	10.50	1000
10185A	1 - 7/16 × 12	—	—	0.854	21.70	1.531	38.90	0.598	15.20	1000
11053A	1 - 5/8 × 12	1-1/4	20	0.866	22.00	1.764	44.80	0.551	14.00	800
11804A	1 - 7/8 × 12	1-1/2	24	0.984	25.00	1.98	50.30	0.591	15.00	500

TCMETRIC Series
Metric Threaded Caps

Item No.	To Cap Metric Thread Size	A in	A mm	B in	B mm	C in	C mm	Bulk Pack Qty
12100A	M8 x 1	0.394	10.00	0.472	12.00	0.295	7.50	5000
12101A	M10 x 1	0.394	10.00	0.539	13.70	0.295	7.50	5000
12102A	M12 x 1	0.472	12.00	0.622	15.80	0.374	9.50	5000
12103A	M12 x 1.5	0.472	12.00	0.618	15.70	0.374	9.50	5000
12104A	M14 x 1.5	0.472	12.00	0.697	17.70	0.374	9.50	5000
12650A	M14 x 1.5	0.827	21.00	0.701	17.80	0.354	9.00	5000
12105A	M16 x 1.5	0.472	12.00	0.776	19.70	0.374	9.50	5000
12651A	M16 x 1.5	0.827	21.00	0.787	20.00	0.354	9.00	5000
12106A	M18 x 1.5	0.551	14.00	0.850	21.60	0.453	11.50	4000
12107A	M20 x 1.5	0.551	14.00	0.925	23.50	0.374	9.50	4000

Item No.	To Cap Metric Thread Size	A in	A mm	B in	B mm	C in	C mm	Bulk Pack Qty
12108A	M22 x 1.5	0.543	13.80	1.024	26.00	0.453	11.50	3000
12845A	M22 x 1.5	0.965	24.50	1.024	26.00	0.689	17.50	2500
12109A	M24 x 1.5	0.551	14.00	1.142	29.00	0.453	11.50	3000
12110A	M25 x 1.5	0.551	14.00	1.122	28.50	0.453	11.50	2000
12111A	M26 x 1.5	0.551	14.00	1.181	30.00	0.453	11.50	2000
12967A	M28 x 1.5	0.488	12.40	1.260	32.00	0.551	14.00	2000
12122A	M30 x 2	0.453	11.50	1.339	34.00	0.610	15.50	1500
12123A	M36 x 2	0.630	16.00	1.587	40.30	0.531	13.50	1500
12124A	M42 x 2	0.630	16.00	1.831	46.50	0.531	13.50	500
12126A	M52 x 2	0.630	16.00	2.224	56.50	0.531	13.50	500

TCBSP Series
BSP Threaded Caps

Item No.	To Cap BSP/Gas Thread Size in	A in	A mm	B in	B mm	C in	C mm	Bulk Pack Qty
10392A	1/8 x 28	0.472	12.00	0.465	11.80	0.256	6.50	5000
10559A	1/4 x 19	0.433	11.00	0.583	14.80	0.315	8.00	5000
10104A	3/8 x 19	0.445	11.30	0.736	18.70	0.291	7.40	5000
10198A	1/2 x 14	0.531	13.50	0.913	23.20	0.276	7.00	5000
11157A	5/8 x 14	0.618	15.70	1.000	25.40	0.394	10.00	3000
10205A	3/4 x 14	0.697	17.70	1.157	29.40	0.441	11.20	2000
10970A	7/8 x 14	0.768	19.50	1.276	32.40	0.492	12.50	1500

Item No.	To Cap BSP/Gas Thread Size in	A in	A mm	B in	B mm	C in	C mm	Bulk Pack Qty
10204A	1 x 11	0.748	19.00	1.417	36.00	0.571	14.50	1500
10167A	1 - 1/4 x 11	0.780	19.80	1.748	44.40	0.512	13.00	1000
10432A	1 - 1/2 x 11	0.807	20.50	1.980	50.30	0.551	14.00	700
10968A	2 x 11	0.827	21.00	2.437	61.90	0.591	15.00	400
12954A	2-1/4 x 11	0.984	25.00	2.815	71.50	0.689	17.50	350
12905A	2-1/2 x 11	1.087	27.60	3.067	77.90	0.748	19.00	300

THREADED CAPS

TSC Series
UNF/Metric Threaded Sealing Caps

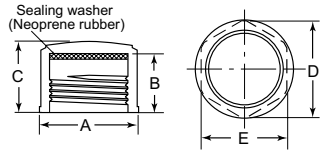

Specifications:
- Material: High-Density Polyethylene
- Color: Yellow

Features:
- This cap includes a neoprene sealing disk to limit fluid leakage
- The HDPE material reduces the potential of shearing

Unified Threads

Item No.	To Cap Thread Size	A		B		C		D		E		Bulk Pack Qty
		in	mm	in	mm	in	mm	in	mm	in	mm	
TSC467054A	1/4" - 28	0.393	10.00	0.452	11.50	0.531	13.50	0.346	8.80	0.314	8.00	500
TSC467055A	3/8" - 24	0.511	13.00	0.492	12.50	0.570	14.50	0.476	12.10	0.433	11.00	500
TSC467056A	7/16" - 24	0.610	15.50	0.492	12.50	0.570	14.50	0.562	14.30	0.511	13.00	500
TSC467057A	7/16" - 20	0.610	15.50	0.511	13.00	0.590	15.00	0.562	14.30	0.511	13.00	500
TSC467058A	1/4" - 28	0.689	17.50	0.511	13.00	0.590	15.00	0.649	16.50	0.590	15.00	500
TSC467059A	9/16" - 18	0.728	18.50	0.531	13.50	0.610	15.50	0.688	17.50	0.629	16.00	500
TSC467060A	5/8" - 18	0.826	21.00	0.531	13.50	0.610	15.50	0.775	19.70	0.708	18.00	500
TSC467061A	3/4" - 16	0.944	24.00	0.570	14.50	0.649	16.50	0.905	23.00	0.826	21.00	500
TSC467062A	13/16" - 16	1.043	26.50	0.570	14.50	0.649	16.50	0.992	25.20	0.905	23.00	500
TSC467063A	7/8" - 18	1.082	27.50	0.531	13.50	0.610	15.50	1.035	26.30	0.944	24.00	500
TSC467064A	7/8" - 14	1.082	27.50	0.610	15.50	0.688	17.50	1.035	26.30	0.944	24.00	250
TSC467065A	1" - 14	1.220	31.00	0.610	15.50	0.688	17.50	1.165	29.60	1.062	27.00	250
TSC467066A	1 - 1/16" - 12	1.358	34.50	0.649	16.50	0.728	18.50	1.295	32.90	1.181	30.00	250
TSC467067A	1 - 3/16" - 12	1.437	36.50	0.649	16.50	0.728	18.50	1.381	35.10	1.259	32.00	250
TSC467068A	1 - 5/16" - 12	1.614	41.00	0.649	16.50	0.728	18.50	1.555	39.50	1.417	36.00	250
TSC467069A	1 - 3/8" - 12	1.692	43.00	0.649	16.50	0.728	18.50	1.641	41.70	1.496	38.00	250
TSC467070A	1 - 7/16" - 12	1.791	45.50	0.649	16.50	0.728	18.50	1.728	43.90	1.574	40.00	250
TSC467071A	1 - 5/8" - 12	2.007	51.00	0.649	16.50	0.748	19.00	1.944	49.40	1.771	45.00	100
TSC467072A	1 - 3/4" - 16	2.145	54.50	0.570	14.50	0.669	17.00	2.070	52.60	1.889	48.00	100
TSC467073A	1-7/8 "- 12	2.322	59.00	0.649	16.50	0.748	19.00	2.244	57.00	2.047	52.00	100

Metric Threads

Item No.	To Cap Thread Size	A		B		C		D		E		Bulk Pack Qty
		in	mm	in	mm	in	mm	in	mm	in	mm	
TSC467033A	M8 x 1	0.472	12.00	0.433	11.00	0.511	13.00	0.433	11.00	0.393	10.00	500
TSC467034A	M10 x 1	0.559	14.20	0.433	11.00	0.511	13.00	0.519	13.20	0.472	12.00	500
TSC467035A	M12 x 1	0.649	16.50	0.433	11.00	0.511	13.00	0.606	15.40	0.551	14.00	500
TSC467036A	M12 x 1.5	0.649	16.50	0.511	13.00	0.590	15.00	0.606	15.40	0.551	14.00	500
TSC467037A	M14 x 1.5	0.728	18.50	0.511	13.00	0.590	15.00	0.689	17.50	0.629	16.00	500
TSC467038A	M16 x 1.5	0.826	21.00	0.511	13.00	0.590	15.00	0.775	19.70	0.708	18.00	500
TSC467039A	M18 x 1.5	0.905	23.00	0.511	13.00	0.590	15.00	0.862	21.90	0.787	20.00	500
TSC467040A	M20 x 1.5	0.984	25.00	0.511	13.00	0.590	15.00	0.948	24.10	0.866	22.00	500
TSC467041A	M22 x 1.5	1.082	27.50	0.511	13.00	0.590	15.00	1.035	26.30	0.944	24.00	250
TSC467042A	M24 x 1.5	1.181	30.00	0.511	13.00	0.590	15.00	1.122	28.50	1.023	26.00	250
TSC467043A	M25 x 1.5	1.220	31.00	0.511	13.00	0.590	15.00	1.165	29.60	1.063	27.00	250
TSC467044A	M26 x 1.5	1.259	32.00	0.511	13.00	0.590	15.00	1.208	30.70	1.102	28.00	250
TSC467045A	M28 x 1.5	1.338	34.00	0.511	13.00	0.590	15.00	1.295	32.90	1.181	30.00	250
TSC467046A	M30 x 1.5	1.437	36.50	0.511	13.00	0.590	15.00	1.381	35.10	1.259	32.00	250
TSC467047A	M30 x 2	1.437	36.50	0.590	15.00	0.669	17.00	1.381	35.10	1.259	32.00	250
TSC467048A	M36 x 1.5	1.752	44.50	0.551	14.00	0.629	16.00	1.685	42.80	1.535	39.00	100
TSC467049A	M36 x 2	1.752	44.50	0.629	16.00	0.708	18.00	1.685	42.80	1.535	39.00	100
TSC467050A	M42 x 2	2.007	51.00	0.629	16.00	0.728	18.50	1.944	49.40	1.771	45.00	100
TSC467051A	M45 x 1.5	2.145	54.50	0.551	14.00	0.649	16.50	2.070	52.60	1.889	48.00	100
TSC467052A	M45 x 2	2.145	54.50	0.629	16.00	0.728	18.50	2.070	52.60	1.889	48.00	100
TSC467053A	M52 x 2	2.440	62.00	0.629	16.00	0.728	18.50	2.374	60.30	2.165	55.00	100

BP Series
Barrel Plugs

Specifications:
- Material: Low-Density Polyethylene
- Color: See Table

Features:
- General purpose plug for a wide range of applications
- Quick to fit and remove
- Convexed sides to ensure secure fit

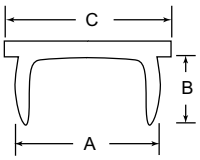

See pages 64 and 65 for Application Wizards

Item No.	Color	A in	A mm	B in	B mm	C in	C mm	Bulk Pack Qty
BP1000A	Natural	0.083	2.1	0.276	7.0	0.138	3.5	1000
BP1002A	Natural	0.102	2.6	0.157	4.0	0.472	12.0	1000
BP1004A	Natural	0.106	2.7	0.236	6.0	0.472	12.0	1000
BP1006A	Natural	0.130	3.3	0.236	6.0	0.472	12.0	1000
054044922003	Black	0.173	4.4	0.197	5.0	0.354	9.0	1000
BP1008A	Natural	0.173	4.4	0.205	5.2	0.354	9.0	1000
054047769903	Black	0.181	4.6	0.197	5.0	0.276	7.0	1000
BP1010A	Natural	0.181	4.6	0.197	5.0	0.276	7.0	1000
494365	Black	0.213	5.4	0.295	7.5	0.472	12.0	500
BP1012A	Natural	0.213	5.4	0.295	7.5	0.472	12.0	10000
BP1014A	Natural	0.248	6.3	0.157	4.0	0.378	9.6	1000
494366	Black	0.287	7.3	0.236	6.0	0.551	14.0	500
BP1018A	Natural	0.287	7.3	0.236	6.0	0.551	14.0	10000
494367	Black	0.331	8.4	0.236	6.0	0.551	14.0	500
BP1020A	Natural	0.331	8.4	0.236	6.0	0.551	14.0	10000
055008822003	Black	0.346	8.8	0.315	8.0	0.453	11.5	500
BP1022A	Natural	0.346	8.8	0.315	8.0	0.453	11.5	500
055009322003	Black	0.366	9.3	0.354	9.0	0.472	12.0	500
BP1024A	Natural	0.366	9.3	0.354	9.0	0.472	12.0	500
494368	Black	0.366	9.3	0.177	4.5	0.551	14.0	500
BP1026A	Natural	0.366	9.3	0.177	4.5	0.551	14.0	6000
BP1028A	Natural	0.366	9.3	0.268	6.8	0.630	16.0	6000
054100322003	Black	0.394	10.0	0.157	4.0	0.472	12.0	500
BP1030A	Natural	0.394	10.0	0.157	4.0	0.472	12.0	500
BP1032A	Natural	0.394	10.0	0.354	9.0	0.591	15.0	500
BP1034A	Natural	0.421	10.7	0.236	6.0	0.551	14.0	6000
494369	Black	0.421	10.7	0.236	6.0	0.551	14.0	500
BP1036A	Natural	0.421	10.7	0.354	9.0	0.583	14.8	500
BP1038A	Natural	0.445	11.3	0.217	5.5	0.567	14.4	1000
494370	Black	0.469	11.9	0.276	7.0	0.630	16.0	500
BP1040A	Natural	0.469	11.9	0.276	7.0	0.630	16.0	5000
494371	Black	0.484	12.3	0.276	7.0	0.630	16.0	500
BP1042A	Natural	0.484	12.3	0.276	7.0	0.630	16.0	5000
494372	Black	0.504	12.8	0.307	7.8	0.787	20.0	500
BP1044A	Natural	0.504	12.8	0.307	7.8	0.787	20.0	5000
BP1046A	Natural	0.539	13.7	0.276	7.0	0.736	18.7	1000
494373	Black	0.539	13.7	0.315	8.0	0.787	20.0	500
12787A	Natural	0.539	13.7	0.315	8.0	0.787	20.0	5000
1255332	Natural	0.551	14.0	0.276	7.0	0.736	18.7	1000
494374	Black	0.571	14.5	0.217	5.5	0.787	20.0	500
BP1052A	Natural	0.571	14.5	0.217	5.5	0.787	20.0	5000
BP1054A	Natural	0.575	14.6	0.374	9.5	0.728	18.5	500
BP1056A	Natural	0.591	15.0	0.276	7.0	0.736	18.7	1000
494375	Black	0.614	15.6	0.315	8.0	0.787	20.0	500
BP1058A	Natural	0.614	15.6	0.315	8.0	0.787	20.0	5000
BP1060A	Natural	0.650	16.5	0.276	7.0	0.736	18.7	1000
12790A	Natural	0.669	17.0	0.323	8.2	0.866	22.0	5000
BP1064A	Natural	0.701	17.8	0.354	9.0	0.969	24.6	1000
494377	Black	0.724	18.4	0.315	8.0	0.984	25.0	500
BP1066A	Natural	0.724	18.4	0.315	8.0	0.984	25.0	5000
BP1068A	Natural	0.740	18.8	0.354	9.0	0.846	21.5	500
494378	Black	0.760	19.3	0.315	8.0	0.984	25.0	500
12792B	Natural	0.760	19.3	0.315	8.0	0.984	25.0	5000
BP1072A	Natural	0.768	19.5	0.354	9.0	0.969	24.6	1000
BP1074A	Natural	0.791	20.1	0.354	9.0	0.969	24.6	500
BP1076A	Natural	0.807	20.5	0.354	9.0	1.004	25.5	250

Item No.	Color	A in	A mm	B in	B mm	C in	C mm	Bulk Pack Qty
BP1078A	Natural	0.807	20.5	0.421	10.7	1.181	30.0	3000
055021022003	Black	0.827	21.0	0.496	12.6	1.007	25.6	500
BP1080A	Natural	0.827	21.0	0.496	12.6	1.007	25.6	250
BP1082A	Natural	0.835	21.2	0.295	7.5	0.984	25.0	5000
494379	Black	0.854	21.7	0.315	8.0	0.984	25.0	500
BP1084A	Natural	0.854	21.7	0.315	8.0	0.984	25.0	4000
494380	Black	0.882	22.4	0.354	9.0	1.102	28.0	500
BP1086A	Natural	0.882	22.4	0.354	9.0	1.102	28.0	4000
BP1088A	Natural	0.906	23.0	0.760	19.3	1.079	27.4	100
494381	Black	0.921	23.4	0.354	9.0	1.102	28.0	500
BP1090A	Natural	0.921	23.4	0.354	9.0	1.102	28.0	4000
BP1092A	Natural	0.945	24.0	0.504	12.8	1.063	27.0	100
494382	Black	0.969	24.6	0.354	9.0	1.102	28.0	500
BP1094A	Natural	0.969	24.6	0.354	9.0	1.102	28.0	3000
BP1096A	Natural	0.976	24.8	0.236	6.0	1.240	31.5	100
BP1098A	Natural	0.984	25.0	0.512	13.0	1.260	32.0	100
494383	Black	1.004	25.5	0.295	7.5	1.102	28.0	500
BP1100A	Natural	1.004	25.5	0.295	7.5	1.102	28.0	3000
494384	Black	1.043	26.5	0.354	9.0	1.102	28.0	500
BP1102A	Natural	1.043	26.5	0.354	9.0	1.102	28.0	4000
BP1104A	Natural	1.063	27.0	0.591	15.0	1.165	29.6	100
BP1106A	Natural	1.083	27.5	0.472	12.0	1.370	34.8	500
BP1108A	Natural	1.126	28.6	0.591	15.0	1.339	34.0	100
BP1110A	Natural	1.142	29.0	0.472	12.0	1.417	36.0	3000
494385	Black	1.201	30.5	0.472	12.0	1.417	36.0	500
BP1112A	Natural	1.201	30.5	0.472	12.0	1.417	36.0	2500
BP1114A	Natural	1.252	31.8	0.394	10.0	1.417	36.0	2000
BP1116A	Natural	1.283	32.6	0.472	12.0	1.370	34.8	500
494386	Black	1.319	33.5	0.472	12.0	1.417	36.0	500
BP1118A	Natural	1.319	33.5	0.472	12.0	1.417	36.0	2000
BP1120A	Natural	1.319	33.5	0.472	12.0	1.614	41.0	100
BP1122A	Natural	1.370	34.8	0.591	15.0	1.654	42.0	2000
BP1124A	Natural	1.398	35.5	0.591	15.0	1.831	46.5	100
BP1126A	Natural	1.437	36.5	0.591	15.0	1.654	42.0	1500
BP1128A	Natural	1.480	37.6	0.472	12.0	1.591	40.4	500
BP1130A	Natural	1.512	38.4	0.591	15.0	1.654	42.0	2000
BP1134A	Natural	1.598	40.6	0.591	15.0	1.732	44.0	1000
BP1136A	Natural	1.665	42.3	0.591	15.0	1.890	48.0	1000
BP1138A	Natural	1.705	43.3	0.591	15.0	1.988	50.5	100
BP1140A	Natural	1.811	46.0	0.709	18.0	2.165	55.0	1500
BP1142A	Natural	1.988	50.5	0.551	14.0	2.244	57.0	100
BP1144A	Natural	2.028	51.5	0.709	18.0	2.165	55.0	1500
BP1146A	Natural	2.067	52.5	0.551	14.0	2.362	60.0	100
BP1148A	Natural	2.130	54.1	0.709	18.0	2.311	58.7	500
BP1150A	Natural	2.177	55.3	0.768	19.5	2.343	59.5	100
BP1152A	Natural	2.283	58.0	0.709	18.0	2.520	64.0	750
BP1154A	Natural	2.346	59.6	0.709	18.0	2.894	73.5	500
BP1156A	Natural	2.756	70.0	0.709	18.0	3.071	78.0	500
BP1158A	Natural	2.902	73.7	0.685	17.4	3.240	82.3	500
BP1160A	Natural	3.181	80.8	0.685	17.4	3.642	92.5	250
BP1162A	Natural	3.346	85.0	0.709	18.0	3.681	93.5	50
BP1164A	Natural	3.406	86.5	0.685	17.4	3.909	99.3	250
BP1166A	Natural	3.890	98.8	0.685	17.4	4.409	112.0	250
BP1168A	Natural	4.350	110.5	0.709	18.0	5.118	130.0	50
BP1170A	Natural	4.398	111.7	0.685	17.4	4.843	123.0	250

PUSH-FIT PLUGS

FT Series
TPR, PVC & Vinyl Plugs

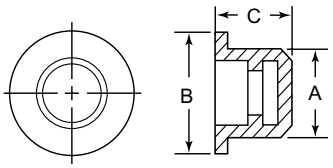

Specifications:
- Materials: Thermoplastic Rubber, PVC or Vinyl
- Color: See Table

Features:
- Highly resistant to shredding
- Ideal for threaded applications
- Thermoplastic rubber is recommended for use wherever resistance to acid is required
- PVC is highly resistant to shredding and ideal for threaded applications
- Green Vinyl works well with oils and greases

Item No.			A		B		C		Bulk Pack Qty		
Black TPR	Black PVC	Green Vinyl	in	mm	in	mm	in	mm	Black TPR	Black PVC	Green Vinyl
18071B	10874A	—	0.125	3.20	0.276	7.00	0.354	9.00	10000	10000	10000
12049B	12665A	—	0.197	5.00	0.433	11.00	0.471	11.99	10000	10000	10000
12050B	12666A	11806	0.236	5.99	0.472	11.99	0.471	11.99	10000	10000	5000
12051B	12667A	11817	0.275	6.99	0.511	12.98	0.471	11.99	10000	10000	5000
12052B	12668A	11808	0.315	8.00	0.551	14.00	0.471	11.99	10000	10000	10000
12053B	12669A	11829	0.354	8.99	0.580	14.99	0.471	11.99	10000	10000	5000
12054B	12670A	11807	0.393	9.98	0.629	15.98	0.471	11.99	10000	10000	5000
12055B	12671A	11824	0.433	11.00	0.669	16.99	0.471	11.99	10000	10000	10000
12056B	12672A	11809	0.472	11.99	0.787	19.99	0.471	11.99	8000	8000	8000
12057B	12673A	11822	0.511	12.98	0.826	20.98	0.551	14.00	8000	8000	8000
12058B	12674A	11813	0.551	14.00	0.866	22.00	0.551	14.00	6000	7000	7000
12059B	12675A	11830	0.580	14.99	0.905	22.99	0.571	14.50	6000	5000	6000
12060B	12677A	11820	0.630	16.00	0.945	24.00	0.551	14.00	6000	6000	6000
FLP17A	12678A	11811	0.669	17.00	1.063	27.00	0.531	13.50	4000	5000	5000
12062B	12679A	11827	0.709	18.01	1.102	27.99	0.551	14.00	4000	4000	4000
12063B	12680A	11818	0.748	19.00	1.142	29.01	0.551	14.00	4000	2000	2000
12064B	12681A	11812	0.787	19.99	1.181	30.00	0.551	14.00	4000	2000	2000
12065B	12683A	11823	0.827	21.01	1.220	30.99	0.551	14.00	3000	2500	3000
FLP21A	12684A	11828	0.879	22.33	1.260	32.00	0.551	14.00	2500	3000	1500
12067B	12685A	11814	0.906	23.01	1.299	32.99	0.630	16.00	3000	1500	1500
12068B	12686A	11810	0.945	24.00	1.339	34.01	0.630	16.00	2500	2500	2500
12069B	12687A	11816	0.984	24.99	1.378	35.00	0.630	16.00	2000	2000	2000
12070B	12688A	11819	1.024	26.01	1.417	35.99	0.630	16.00	2000	2000	2000
12071B	12689A	11821	1.063	27.00	1.457	37.01	0.630	16.00	2000	2000	2000
12072B	12690A	11825	1.102	27.99	1.496	38.00	0.630	16.00	2000	2000	2000
FLP30A	12692A	11826	1.190	30.23	1.400	35.56	0.630	16.00	1500	1000	1000
12501B	12693A	12078	1.575	40.01	1.969	50.01	0.866	22.00	700	500	700
12502B	12694A	—	1.850	46.99	2.244	57.00	0.866	22.00	500	500	500

DMVP Series
Vinyl Tapered Plugs

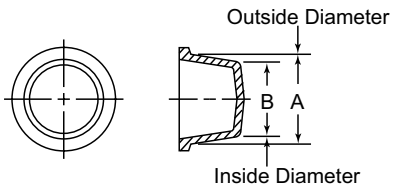

Specifications:
- Material: PVC
- Color: Black
- Temperature Range: Up to 350°F (177°C)

Features:
- The flexibility of the material allows these plugs to fit into smaller dimensions for a snug fit
- The tapered design allows the part to plug multiple inner diameters

To Assure Proper Fit:

Plugs
Plug dimension "A" should be approx. 1% larger than the inner diameter of the part. Minimum of .020"

Item No.	A		B		Bulk Pack Qty
	in	mm	in	mm	
DMVP0285A	0.290	7.20	0.180	4.40	5000
DMVP0360A	0.360	9.10	0.250	6.40	5000
DMVP0405A	0.410	10.30	0.300	7.50	5000
DMVP0465A	0.470	11.80	0.360	9.00	5000
DMVP0530A	0.530	13.50	0.420	10.70	5000
DMVP0605A	0.610	15.40	0.500	12.60	5000
DMVP0750A	0.750	19.10	0.640	16.30	2000
DMVP0850A	0.850	21.60	0.740	18.80	2500
DMVP1015A	1.020	25.80	0.910	23.00	2500
DMVP1190A	1.190	30.20	1.060	27.40	2000

CP Series
Center Pull Tab Plugs

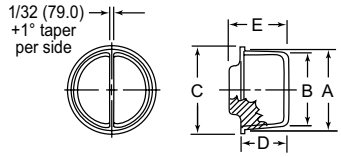

Specifications:
- Material: Low-Density Polyethylene
- Color: See Table

Features:
- The integral center pull tab feature is designed for quick and easy removal
- The tapered design allows the part to plug multiple inner diameters

To Assure Proper Fit:

Plugs

Plug dimension “A” should be approx. 1% larger than the inner diameter of the part. Minimum of .020"

Item No.		A		B		C		D		E		Bulk Pack
Orange	Red	in	mm	in	mm	in	mm	in	mm	in	mm	Qty
CP4A	—	0.269	6.83	0.209	5.31	0.380	9.65	0.340	8.64	0.590	14.99	5000
CP5A	—	0.303	7.69	0.239	6.07	0.469	11.91	0.370	9.39	0.630	16.00	5000
CP6A	—	0.335	8.51	0.267	6.78	0.469	11.91	0.406	10.32	0.625	15.88	5000
CP7A	—	0.370	9.40	0.302	7.67	0.531	13.49	0.375	9.53	0.750	19.05	5000
CP8A	—	0.396	10.06	0.330	8.38	0.530	13.46	0.410	10.41	0.790	20.07	5000
CP9A	—	0.428	10.87	0.362	9.19	0.594	15.08	0.375	9.53	0.750	19.05	7000
CP10A	—	0.463	11.76	0.402	10.21	0.625	15.88	0.375	9.53	0.750	19.05	6000
CP11A	—	0.486	12.34	0.422	10.72	0.625	15.88	0.406	10.32	0.781	19.84	5500
CP12A	—	0.512	13.00	0.448	11.38	0.656	16.67	0.406	10.32	0.563	14.29	5000
—	110033	0.539	13.70	0.461	11.70	0.677	17.20	0.433	11.00	0.866	22.00	5000
CP13A	—	0.548	13.92	0.471	11.96	0.690	17.53	0.470	11.94	0.850	21.59	5000
CP14A	—	0.568	14.43	0.500	12.70	0.719	18.26	0.469	11.91	0.813	20.64	7500
CP15B	—	0.608	15.44	0.532	13.51	0.750	19.05	0.470	11.94	0.780	19.81	6000
CP16A	—	0.633	16.08	0.551	14.00	0.780	19.81	0.500	12.70	0.750	19.05	5000
CP18A	—	0.668	16.97	0.580	14.73	0.813	20.64	0.531	13.49	0.750	19.05	5500
CP19A	—	0.695	17.65	0.610	15.49	0.840	21.34	0.530	13.46	0.780	19.81	5000
—	110035	0.720	18.30	0.646	16.40	0.874	22.20	0.484	12.30	0.925	23.50	5000
CP23A	—	0.787	19.99	0.691	17.55	0.938	23.81	0.594	15.08	0.750	19.05	3500
CP24A	—	0.825	20.96	0.727	18.47	1.000	25.40	0.590	14.99	0.840	21.34	5000
CP29A	—	0.933	23.70	0.819	20.80	1.125	28.58	0.750	19.05	1.000	25.40	4000
CP31A	—	0.973	24.71	0.869	22.07	1.120	28.45	0.750	19.05	1.000	25.40	4000
—	10418	1.004	25.50	0.886	22.50	1.138	28.90	0.701	17.80	1.142	29.00	2500
CP35A	—	1.074	27.28	0.935	23.75	1.156	29.37	0.750	19.05	0.938	23.81	3500
CP37A	—	1.092	27.74	0.967	24.56	1.250	31.75	0.780	19.81	1.030	26.16	2500
CP40A	—	1.146	29.11	1.026	26.06	1.340	34.04	0.750	19.05	1.000	25.40	2500
CP42A	—	1.219	30.96	1.093	27.76	1.410	35.81	0.780	19.81	1.000	25.40	2500
CP44A	—	1.286	32.66	1.150	29.21	1.550	39.37	0.750	19.05	1.000	25.40	2000
CP46A	—	1.360	34.54	1.235	31.37	1.530	38.86	0.750	19.05	1.000	25.40	2000
CP47A	—	1.356	33.22	1.292	32.82	1.500	38.10	0.781	19.84	1.000	25.40	1800
CP49A	—	1.465	37.21	1.312	33.32	1.620	41.15	0.750	19.05	1.000	25.40	1800
CP51A	—	1.527	38.79	1.344	34.14	1.750	44.45	0.880	22.35	1.000	25.40	1500
CP55A	—	1.601	40.67	1.451	36.86	1.750	44.45	0.750	19.05	1.000	25.40	1500
CP56A	—	1.735	44.07	1.615	41.02	1.906	48.42	0.719	18.26	1.125	28.58	1000
CP59A	—	1.835	46.61	1.820	46.23	2.031	51.59	0.500	12.70	0.750	19.05	1500
CP57A	—	1.938	49.23	1.807	45.90	2.160	54.86	1.000	25.40	1.250	31.75	1000
—	110039	2.075	52.70	1.898	48.20	2.248	57.10	1.000	25.40	1.039	26.40	300
CP61A	—	2.243	56.97	2.067	52.50	2.440	61.98	1.030	26.16	1.250	31.75	1000
CP63A	—	2.270	57.66	2.230	56.64	2.530	64.26	0.500	12.70	0.750	19.05	1000
—	110040	2.402	61.00	2.165	55.00	2.559	65.00	0.984	25.00	1.024	26.00	400
CP65A	—	2.464	62.59	2.300	58.42	2.660	67.56	1.000	25.40	1.250	31.75	500
—	110041	2.650	67.30	2.335	59.30	2.780	70.60	1.209	30.70	1.240	31.50	150
—	110042	2.764	70.20	2.654	67.40	2.937	74.60	0.984	25.00	1.024	26.00	300
CP71A	—	3.452	87.68	3.320	84.33	3.620	91.95	0.750	19.05	1.000	25.40	200

Tapered Plug with Ring Tab

Specifications:
- Material: Low-Density Polyethylene
- Color: Yellow

Features:
- Tapered profile for extended dimensions
- Easy removal of the part with strong ring tab

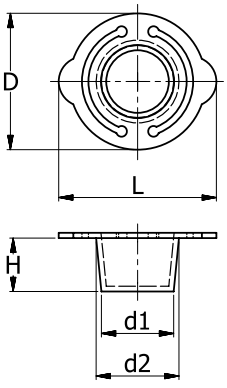

Item No.	d1		d2		H		D		L		Bulk Pack
	mm	in	mm	in	mm	in	mm	in	mm	in	Qty
498716	5.0	0.197	7.0	0.276	9.5	0.374	17.3	0.681	20.3	0.799	1000
498717	6.0	0.236	8.0	0.315	9.5	0.374	18.2	0.717	21.1	0.831	1000
498718	7.0	0.276	9.5	0.374	9.5	0.374	20.3	0.799	23.3	0.917	1000
498719	8.0	0.315	10.0	0.394	9.5	0.374	20.3	0.799	23.2	0.913	1000
498720	9.5	0.374	11.5	0.453	9.5	0.374	21.9	0.862	24.8	0.976	1000
498721	10.5	0.413	12.5	0.492	9.5	0.374	22.6	0.890	26.5	1.043	1000
498722	11.5	0.453	13.5	0.531	9.5	0.374	23.7	0.933	27.5	1.083	1000
498723	12.5	0.492	14.5	0.571	10.0	0.394	24.5	0.965	28.4	1.118	1000
498724	13.5	0.531	15.5	0.61	10.0	0.394	25.5	1.004	29.5	1.161	1000
498725	14.2	0.559	16.2	0.638	10.0	0.394	26.3	1.035	30.3	1.193	1000
498726	14.5	0.571	17.0	0.669	10.0	0.394	27.0	1.063	31.0	1.220	500
498727	15.5	0.610	18.0	0.709	10.0	0.394	28.3	1.114	32.0	1.260	500
498728	17.5	0.689	19.5	0.768	10.0	0.394	30.0	1.181	34.0	1.339	500
498729	18.0	0.709	20.0	0.787	10.0	0.394	30.0	1.181	34.0	1.339	500
498730	19.0	0.748	21.5	0.846	11.0	0.433	32.0	1.260	35.7	1.406	500
498731	21.0	0.827	24.2	0.953	11.0	0.433	34.7	1.366	38.7	1.524	500
498732	22.5	0.886	25.5	1.004	12.0	0.472	36.0	1.417	40.0	1.575	500
498733	25.0	0.984	28.0	1.102	12.0	0.472	38.5	1.516	42.2	1.661	500
498734	29.0	1.142	31.5	1.240	12.0	0.472	41.8	1.646	47.0	1.850	500
498735	29.5	1.161	32.0	1.260	12.0	0.472	42.5	1.673	47.6	1.874	500

PUSH-FIT PLUGS

P Series
Side Pull Tab Plugs

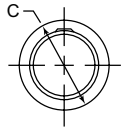

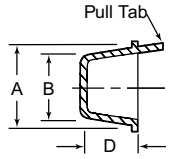

Specifications:
- Material: Low-Density Polyethylene
- Color: Blue

Features:
- The integral side pull tab feature is designed for easy removal in awkward locations
- The tapered design allows the part to plug multiple inner diameters

Item No.	A		B		C		D		Bulk Pack Qty
	in	mm	in	mm	in	mm	in	mm	
P7A	0.365	9.27	0.300	7.62	0.531	13.49	0.375	9.53	5000
P8A	0.398	10.11	0.330	8.38	0.563	14.30	0.375	9.53	5000
P11A	0.485	12.32	0.420	10.67	0.594	15.08	0.375	9.53	5000
P13A	0.548	13.92	0.471	11.96	0.690	17.53	0.470	11.94	5000
P16A	0.623	15.82	0.531	13.49	0.750	19.05	0.500	12.70	7000
P17A	0.634	16.10	0.550	13.97	0.781	19.84	0.500	12.70	7000
P18A	0.668	16.97	0.580	14.73	0.810	20.57	0.530	13.46	5000
P20A	0.729	18.52	0.640	16.26	0.880	22.35	0.500	12.70	5000
P23A	0.785	19.94	0.690	17.53	0.937	23.81	0.625	15.88	3500
P24A	0.805	20.44	0.717	18.21	0.937	23.81	0.625	15.88	5000
P26A	0.912	23.16	0.802	20.37	1.060	26.92	0.650	16.51	5000
P27A	0.933	23.70	0.815	20.70	1.120	28.45	0.620	15.75	5000
P31A	0.975	24.77	0.870	22.10	1.125	28.58	0.625	15.88	2500
P33A	1.040	26.42	0.915	23.24	1.160	29.46	0.720	18.29	5000
P40A	1.090	27.69	0.964	24.49	1.250	31.75	0.780	19.81	3000
P41A	1.145	29.08	0.995	25.27	1.310	33.27	0.780	19.81	2500
P42A	1.230	31.24	1.110	28.19	1.516	38.50	0.750	19.05	2500
P44A	1.275	32.39	1.165	29.59	1.405	35.69	0.750	19.05	2500
P46A	1.360	34.54	1.233	31.32	1.500	38.10	0.840	21.34	2500
P53A	1.600	40.64	1.450	36.83	1.750	44.45	0.750	19.05	2000
P55A	1.682	42.74	1.560	39.62	1.875	47.63	0.750	19.05	1500
P57A	1.750	44.45	1.633	41.48	1.940	49.28	0.750	19.05	1000
P59A	1.825	46.36	1.800	45.72	2.031	51.59	0.500	12.70	2000
P61A	1.950	49.53	1.780	45.21	2.120	53.85	1.000	25.40	1000
P63A	2.000	50.80	1.844	46.84	2.120	53.85	1.000	25.40	1000
P65A	2.083	52.91	1.920	48.77	2.250	57.15	1.000	25.40	1000
P68A	2.261	57.43	2.231	56.67	2.500	63.50	0.500	12.70	1000

Tapered Plugs with Lateral Pull Tabs

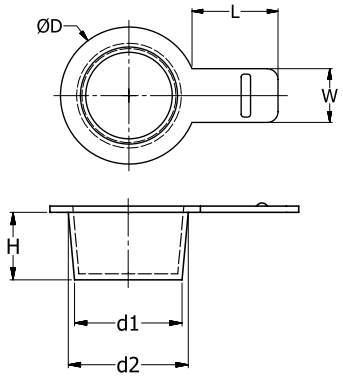

Specifications:
- Material: Thermoplastic Rubber
- Color: White

Features:
- The soft and flexible material provides a close fit
- The lateral pull tab makes for easy removal
- TPR is recommended wherever resistance to acid is required

Item No.	d1		d2		D		H		W		L		Bulk Pack Qty
	mm	in	mm	in	mm	in	mm	in	mm	in	mm	in	
494297	5.0	0.197	7.0	0.276	11.0	0.433	9.5	0.374	7.0	0.276	15.0	0.591	5000
494298	6.0	0.236	8.0	0.315	12.0	0.472	9.5	0.374	7.0	0.276	15.0	0.591	5000
494299	7.0	0.276	9.5	0.374	13.5	0.531	9.5	0.374	7.0	0.276	15.0	0.591	5000
494300	8.0	0.315	10.0	0.394	14.0	0.551	9.5	0.374	8.0	0.315	15.0	0.591	5000
494301	9.5	0.374	11.5	0.453	15.5	0.610	9.5	0.374	8.0	0.315	15.0	0.591	5000
494302	10.5	0.413	12.5	0.492	16.5	0.650	9.5	0.374	8.0	0.315	15.0	0.591	5000
494303	11.5	0.453	13.5	0.531	17.5	0.689	9.5	0.374	8.0	0.315	15.0	0.591	5000
494304	12.5	0.492	14.5	0.571	18.5	0.728	10.0	0.394	8.0	0.315	15.0	0.591	5000
494305	13.5	0.531	15.5	0.610	19.5	0.768	10.0	0.394	10.0	0.394	15.0	0.591	5000
494306	14.2	0.559	16.2	0.638	20.2	0.795	10.0	0.394	10.0	0.394	15.0	0.591	5000
494307	14.5	0.571	17.0	0.669	21.0	0.827	10.0	0.394	10.0	0.394	15.0	0.591	2000
494308	15.5	0.61	18.0	0.709	22.0	0.866	10.0	0.394	10.0	0.394	15.0	0.591	2000
494309	17.5	0.689	19.5	0.768	23.5	0.925	10.0	0.394	10.0	0.394	15.0	0.591	2000
494310	19.0	0.748	21.5	0.846	25.5	1.004	11.0	0.433	10.0	0.394	15.0	0.591	2000
494311	21.0	0.827	23.5	0.925	27.5	1.083	11.0	0.433	10.0	0.394	15.0	0.591	2000
494312	22.5	0.886	25.5	1.004	29.5	1.161	12.0	0.472	12.0	0.472	15.0	0.591	2000
494313	25.0	0.984	28.0	1.102	32.0	1.260	12.0	0.472	12.0	0.472	15.0	0.591	2000
494314	29.0	1.142	31.5	1.240	35.5	1.398	12.0	0.472	12.0	0.472	15.0	0.591	2000

S Series
Sheet Metal Plugs

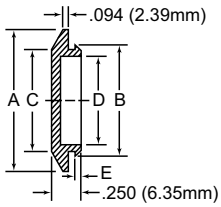

Specifications:
- Material: Low-Density Polyethylene
- Color: Black

Features:
- Economical snap-in plug that provides an attractive finish and a secure fit for entry holes in sheet metal

Item No.	Ø Hole	Max Panel Thickness		A		B		C		D		E		Bulk Pack Qty
	in	in	mm	in	mm	in	mm	in	mm	in	mm	In	in	
S1/4A	0.250	0.110	2.79	0.500	12.70	0.280	7.11	0.250	6.35	0.188	4.78	0.250	6.35	5000
SM3/8A	0.375	0.065	1.65	0.740	18.80	0.400	10.16	0.370	9.40	0.240	6.10	0.250	6.35	5000
S3/8A	0.375	0.110	2.79	0.730	18.54	0.412	10.46	0.370	9.40	0.270	6.86	0.110	2.79	5000
S7/16A	0.438	0.110	2.79	0.688	17.48	0.471	11.96	0.438	11.13	0.375	9.53	0.250	6.35	6000
S1/2A	0.500	0.075	1.91	0.875	22.23	0.570	14.48	0.510	12.95	0.375	9.53	0.115	2.92	6000
S9/16A	0.563	0.110	2.79	0.813	20.64	0.600	15.24	0.563	14.3	0.500	12.70	0.250	6.35	6000
S5/8A	0.625	0.075	1.91	0.813	20.65	0.670	17.02	0.620	15.75	0.540	13.72	0.100	2.54	6000
S11/16A	0.688	0.110	2.79	1.000	25.40	0.720	18.29	0.688	17.48	0.925	23.50	0.250	6.35	5000
SM3/4A	0.750	0.094	2.39	1.120	28.45	0.810	20.57	0.760	19.30	0.610	15.49	0.250	6.35	5000
S3/4A	0.750	0.110	2.79	1.125	28.58	0.790	20.07	0.760	19.30	0.623	15.82	0.115	2.92	6500
S13/16A	0.813	0.110	2.79	1.125	28.58	0.845	21.46	0.813	20.65	0.750	19.05	0.250	6.35	5000
S7/8A	0.875	0.110	2.79	1.250	31.75	0.900	22.86	0.870	22.10	0.745	18.92	0.094	2.39	5000
S15/16A	0.937	0.111	2.80	1.251	31.76	0.980	24.9	0.937	23.8	0.875	22.23	0.250	6.35	5000
S1A	1.000	0.110	2.79	1.438	36.53	1.040	26.42	1.010	25.65	0.875	22.23	0.110	2.79	3500
S1-3/32A	1.094	0.110	2.79	1.375	34.93	1.150	29.21	1.094	27.79	1.031	26.19	0.250	6.35	4000
S1-1/8A	1.125	0.110	2.79	1.500	38.10	1.180	29.97	1.125	28.58	1.063	27.00	0.250	6.35	3000
S1-5/16A	1.313	0.110	2.79	1.688	42.88	1.360	34.54	1.313	33.35	1.250	31.75	0.250	6.35	2500
S1-1/2A	1.500	0.110	2.79	1.875	47.63	1.540	39.12	1.500	38.10	1.400	35.56	0.110	2.79	2000
S1-3/4A	1.750	0.110	2.79	2.130	54.10	1.835	46.61	1.730	43.94	1.610	40.89	0.105	2.67	1500
S2A	2.000	0.110	2.79	2.375	60.33	2.060	52.32	2.000	50.80	1.938	49.23	0.250	6.35	1000
S2-1/8A	2.125	0.110	2.79	2.500	63.50	2.175	55.25	2.125	53.98	2.063	52.40	0.250	6.35	1000
S2-1/2A	2.500	0.110	2.79	3.000	76.20	2.560	65.02	2.500	63.50	2.438	61.93	0.250	6.35	700
S2-5/8A	2.625	0.110	2.79	3.125	79.38	2.685	68.20	2.625	66.68	2.563	65.10	0.250	6.35	1200
S3A	3.000	0.110	2.79	3.375	85.73	3.060	77.72	3.000	76.20	2.938	74.63	0.250	6.35	1000
S3-3/8A	3.375	0.110	2.79	3.750	95.25	3.435	87.25	3.375	85.73	3.313	84.15	0.250	6.35	500
S3-1/2A	3.500	0.110	2.79	3.875	98.43	3.560	90.42	3.500	88.90	3.438	87.33	0.250	6.35	600

SR Series
Recessed Sheet Metal Plugs

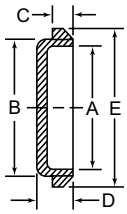

Specifications:
- Material: Low-Density Polyethylene
- Color: Black

Features:
- Economical snap-in plug that provides an attractive finish and a secure fit for entry holes in sheet metal

Item No.	Ø Hole	Max Panel Thickness		A		B		C		D		E		Bulk Pack Qty
	in	in	mm	in	mm	in	mm	in	mm	in	mm	In	in	
SR1/2A	0.500	0.110	2.79	0.510	12.95	0.550	13.97	0.090	2.29	0.290	7.37	0.850	21.59	3000
SR3/4A	0.750	0.180	4.57	0.750	19.05	0.800	20.32	0.190	4.83	0.380	9.65	1.156	29.36	4000
SR7/8A	0.875	0.180	4.57	0.875	22.23	0.920	23.37	0.190	4.83	0.380	9.65	1.250	31.75	3500
SR1A	1.000	0.150	3.81	1.000	25.40	1.043	26.49	0.096	2.44	0.319	8.10	1.377	34.98	3500
SR1-1/4A	1.250	0.120	3.04	1.280	32.51	1.330	33.78	0.120	3.05	0.350	8.89	1.615	41.02	2000
SR1-3/8A	1.375	0.190	4.82	1.375	34.93	1.437	36.50	0.200	5.08	0.410	10.41	1.750	44.45	1800
SR1-1/2A	1.500	0.125	3.17	1.515	38.48	1.555	39.50	0.120	3.05	0.350	8.89	1.875	47.63	1500
SR1-5/8A	1.625	0.190	4.82	1.625	41.28	1.688	42.88	0.200	5.08	0.410	10.41	2.000	50.80	1000
SR1-3/4A	1.750	0.190	4.82	1.750	44.45	1.812	46.02	0.200	5.08	0.410	10.41	2.125	53.98	1000
SR1-7/8A	1.875	0.190	4.82	1.875	47.63	1.937	49.20	0.200	5.08	0.410	10.41	2.250	57.15	900
SR2A	2.000	0.190	4.82	2.000	50.80	2.060	52.32	0.170	4.32	0.390	9.91	2.500	63.50	800
SR3A	3.000	0.190	4.82	3.000	76.20	3.065	77.85	0.200	5.08	0.410	10.41	3.500	88.90	300

SHEET METAL PLUGS

Blanking Plug Series
PVC & TPE Hole Plugs

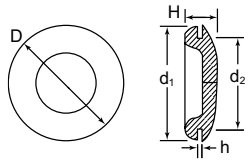

Specifications:
- Material: See Table
- Color: Black

Features:
- PVC Material: Non-staining; resistant to ozone, acids, and sunlight; with excellent aging qualities
- TPE Material: Very resistant to oils, acids and alkalies
- Resistant to temperatures up to 203°F (95°C)

Item No.		Ø Hole d2		Max Panel Thickness h		D= OD		Depth H		d1		Bulk Pack Qty
PVC	TPE	in	mm	in	mm	in	mm	in	mm	in	mm	
10860B	**15150B**	0.187	4.70	0.063	1.60	0.366	9.30	0.181	4.60	0.366	9.30	10000
10825B	**15151B**	0.250	6.40	0.063	1.60	0.374	9.50	0.197	5.00	0.374	9.50	10000
10832B	**—**	0.313	8.00	0.031	0.80	0.571	14.50	0.157	4.00	0.417	10.60	10000
10233B	**—**	0.313	8.00	0.063	1.60	0.571	14.50	0.177	4.50	0.417	10.60	10000
10488B	**—**	0.354	9.00	0.063	1.60	0.591	15.00	0.260	6.60	0.488	12.40	10000
10912B	**15155B**	0.438	11.10	0.063	1.60	0.697	17.70	0.244	6.20	0.504	12.80	10000
10768B	**—**	0.453	11.50	0.063	1.60	0.669	17.00	0.276	7.00	0.610	15.50	5000
15511B	**—**	0.469	11.90	0.047	1.20	0.689	17.50	0.280	7.10	0.626	15.90	10000
10502B	**15157B**	0.500	12.70	0.063	1.60	0.736	18.70	0.220	5.60	0.610	15.50	5000
11321B	**15158B**	0.587	14.90	0.051	1.30	0.787	20.00	0.276	7.00	0.724	18.40	10000
10213B	**15159B**	0.610	15.50	0.063	1.60	0.866	22.00	0.295	7.50	0.748	19.00	5000
40043B	**—**	0.625	15.90	0.063	1.60	0.748	19.00	0.280	7.10	0.748	19.00	10000
12914B	**—**	0.642	16.30	0.051	1.30	0.787	20.00	0.276	7.00	0.728	18.50	5000
10678B	**15160B**	0.750	19.00	0.063	1.60	0.984	25.00	0.256	6.50	0.846	21.50	5000
10499A	**15161B**	0.781	20.00	0.063	1.60	0.984	25.00	0.256	6.50	0.846	21.50	5000
11152B	**15162B**	0.866	22.00	0.094	2.40	1.122	28.50	0.323	8.20	1.047	26.60	3000
10902B	**—**	0.875	22.50	0.063	1.60	1.122	28.50	0.295	7.50	1.063	27.00	3000
11027B	**15164B**	0.968	24.50	0.094	2.40	1.181	30.00	0.343	8.70	1.083	27.50	2000
11323B	**—**	0.984	25.00	0.031	0.80	1.516	38.50	0.181	4.60	1.122	28.50	3000
10705B	**15166B**	1.000	25.40	0.063	1.60	1.260	32.00	0.354	9.00	1.114	28.30	3000
11148B	**15165B**	1.000	25.40	0.094	2.40	1.260	32.00	0.354	9.00	1.114	28.30	3000
11239B	**—**	1.250	31.50	0.031	0.80	1.504	38.20	0.276	7.00	1.240	31.50	2000
11059B	**15168B**	1.250	31.50	0.063	1.60	1.504	38.20	0.295	7.50	1.394	35.40	2000
11281B	**15170B**	1.260	32.00	0.122	3.10	1.504	38.20	0.354	9.00	1.394	35.40	2000
10877B	**15171B**	1.500	38.20	0.063	1.60	1.720	43.70	0.323	8.20	1.693	43.00	1500
10320B	**15172B**	2.031	51.50	0.063	1.60	2.264	57.50	0.488	12.40	2.071	52.60	500

Body Series
TPE Hole Plugs

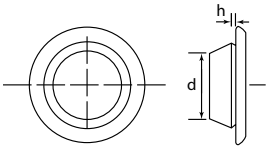

Specifications:
- Material: TPE
- Color: Black

Features:
- Each size covers a range of panel thicknesses
- Designed to fit standard metric holes
- Very resistant to oils, acids and alkalies
- Resistant to temperatures up to 203°F (95°C)

Item No.	Ø Hole d		Max Panel Thickness h		Bulk Pack Qty
	in	mm	in	mm	
BP-16230	0.394	10.00	0.032 - 0.078	0.8 - 2.0	5000
BP-16231	0.472	12.00	0.031 - 0.078	0.8 - 2.0	5000
BP-16232	0.551	14.00	0.031 - 0.078	0.8 - 2.0	5000
BP-16233	0.630	16.00	0.031 - 0.078	0.8 - 2.0	5000
BP-16234	0.709	18.00	0.031 - 0.078	0.8 - 2.0	2500

Item No.	Ø Hole d		Max Panel Thickness h		Bulk Pack Qty
	in	mm	in	mm	
16235B	0.787	20.00	0.031 - 0.078	0.8 - 2.0	2500
BP-16236	0.866	22.00	0.031 - 0.078	0.8 - 2.0	2500
16237B	0.984	25.00	0.031 - 0.078	0.8 - 2.0	3000
BP-16238	1.181	30.00	0.031 - 0.078	0.8 - 2.0	2000
10517B	1.772	45.00	0.031 - 0.078	0.8 - 2.0	1000

FC PLUG Series
Circular Connector Plugs

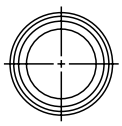

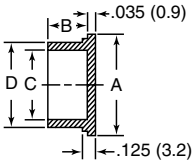

Specifications:
- Material: Low-Density Polyethylene
- Color: Yellow

Features:
- Designed for easy assembly and removal either with automated equipment or by hand
- Typically used to protect electrical connectors per Mil Spec 90376
- See page 36 if cap is needed

Item No.	MS90376 Dash No	To Plug Connector	A		B		C		D		Bulk Pack Qty
			in	mm	in	mm	in	mm	in	mm	
FC707A	MS90376-8Y	1/2 - 18	0.670	17.02	0.625	15.88	0.413	10.49	0.483	12.27	10000
FC709B	MS90376-10Y	5/8 - 24	0.750	19.05	0.625	15.88	0.530	13.46	0.595	15.11	8000
FC711B	MS90376-12Y	3/4 - 20	0.860	21.84	0.625	15.88	0.655	16.64	0.715	18.16	5500
FC713B	MS90376-14Y	7/8 - 20	1.031	26.19	0.625	15.88	0.785	19.94	0.845	21.46	4000
FC715B	MS90376-16Y	1 - 20	1.125	28.58	0.625	15.88	0.893	22.68	0.963	24.46	3000
FC717C	MS90376-18Y	1 - 1/8 - 18	1.250	31.75	0.625	15.88	1.028	26.11	1.088	27.64	3000
FC719A	MS90376-20Y	1 - 1/4 - 18	1.406	35.71	0.625	15.88	1.150	29.21	1.215	30.86	2000
FC721A	MS90376-22Y	1 - 3/8 - 18	1.500	38.10	0.625	15.88	1.270	32.26	1.340	34.04	1500
FC723A	MS90376-24Y	1 - 1/2 - 18	1.640	41.66	0.625	15.88	1.390	35.31	1.460	37.08	1400
FC725B	MS90376-25Y	1 - 5/8 - 18	1.810	45.97	0.625	15.88	1.540	39.12	1.580	40.13	1300
FC727C	MS90376-28Y	1 - 3/4 - 18	1.875	47.63	0.625	15.88	1.648	41.86	1.718	43.64	1200
FC731B	MS90376-32Y	2 - 18	2.125	53.98	0.625	15.88	1.890	48.01	1.970	50.04	900
FC735A	MS90376-36Y	2 - 1/4 - 16	2.340	59.44	0.625	15.88	2.140	54.36	2.210	56.13	800

H Series
Flanged Connector Plugs

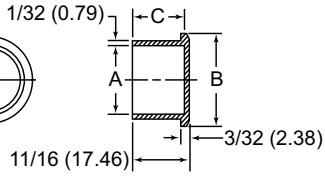

Specifications:
- Material: Low-Density Polyethylene
- Color: Yellow

Features:
- Designed for easy assembly and removal either with automated equipment or by hand
- Typically used to protect connectors with standard threads

Item No.	To Plug Standard Thread	A		B		C		Bulk Pack Qty
		in	mm	in	mm	in	mm	
H1/2A	1/2" - 28	0.485	12.32	0.625	15.88	0.625	15.88	7000
H5/8A	5/8" - 24	0.601	15.27	0.750	19.05	0.625	15.88	5000
H3/4A	3/4" - 20	0.721	18.31	0.860	21.84	0.625	15.88	4000
H7/8A	7/8" - 20	0.850	21.59	1.000	25.40	0.625	15.88	2500
H1A	1" - 20	0.968	24.59	1.125	28.58	0.625	15.88	2000
H1-1/8A	1-1/8" - 18	1.097	27.86	1.250	31.75	0.625	15.88	1500
H1-1/4A	1-1/4" - 18	1.228	31.19	1.406	35.72	0.625	15.88	1500
H1-3/8A	1-3/8" - 18	1.345	34.16	1.500	38.10	0.625	15.88	2000
H1-1/2A	1-1/2" - 18	1.468	37.29	1.656	42.07	0.625	15.88	2000
H1-3/4A	1-3/4" - 18	1.732	43.99	1.906	48.42	0.625	15.88	1500

CABLE GLANDS, GROMMETS & CONDUIT

800 847 0486 | www.essentracomponents.com

PUSH-FIT PLUGS

TP/SP/FPL Series
Packaging Tube Plugs

SP

TP FPL

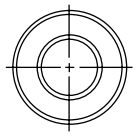

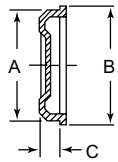

Specifications:
- Material: Low-Density Polyethylene
- Color: TP & SP: White, FPL: Black

Features:
- Designed for tube containers used in shipping, packaging and mail delivery
- Fits securely in the tube end
- SP Series has easy finger grip construction for convenient fast removal

Item No.	Tube ID in	A in	B in	C in	Bulk Pack Qty
TP1-1/2A	1.500	1.520	1.620	0.450	4000
SP1-1/2B	1.500	1.510	1.620	0.405	3500
TP2A	2.000	2.030	2.120	0.450	2300
SP2D	2.000	2.020	2.120	0.405	2100
TP2-1/8A	2.125	2.150	2.250	0.450	2000
TP2-1/4A	2.250	2.280	2.370	0.450	1800
TP2-1/2A	2.500	2.530	2.630	0.450	1400
SP2-1/2C	2.500	2.520	2.630	0.405	1500
TP2-3/4A	2.750	2.780	2.880	0.450	1250
TP3A	3.000	3.030	3.160	0.450	1000
SP3E	3.000	3.020	3.160	0.405	1000
TP3-1/4A	3.250	3.280	3.410	0.450	800
TP3-1/2A	3.500	3.530	3.660	0.450	700
SP3-1/2A	3.500	3.530	3.660	0.450	200
TP3-29/32A	3.900	3.940	4.060	0.450	600
TP4A	4.000	4.060	4.170	0.450	600
SP4A	4.000	4.030	4.160	0.450	500
TP4-3/4A	4.750	4.790	4.930	0.450	350
SP5A	5.000	5.040	5.170	0.450	300
SP6A	6.000	6.040	6.170	0.450	200
FPL6A	6.000	6.040	6.610	1.280	150
SP7A	7.000	7.040	7.170	0.450	200
FPL8A	8.000	8.025	8.610	1.290	100
FPL10A	10.000	10.150	10.730	1.350	50
FPL12A	12.000	12.140	12.700	1.350	30

HASSLE-FREE SERVICE

VISIT OUR WEBSITE
www.essentracomponents.com

SEND US AN EMAIL
sales@essentracomponents.com

GIVE US A CALL
800 847 0486

SEND US A FAX
866 561 6617

PUSH-FIT PLUGS FOR THREADS

MPP Series
Flexible Pull Plugs

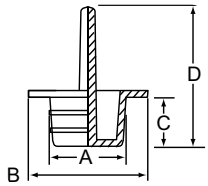

Type 1 – Center Pull

Specifications:
- Material: Thermoplastic Rubber
- Color: Black
- Temperature Range: –40°F to 275°F (–40°C to 135°C)

Features:
- The integral pull tab feature is designed for easy removal
- Protects threaded or non-threaded components
- Acid-resistant

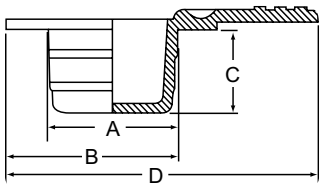

Type 2 – Side Pull

Item No.	To Fit Standard Thread	To Fit Metric Thread	Type	A in	A mm	B in	B mm	C in	C mm	D in	D mm	Bulk Pack Qty
MPP3A	1/4"	M6	2	0.216	5.5	0.610	15.5	0.315	8.0	0.913	23.20	500
MPP4A	5/16"	M8	1	0.295	7.5	0.610	15.5	0.315	8.0	0.944	24.00	500
MPP5A	5/16"	M8	2	0.295	7.5	0.591	15.0	0.315	8.0	0.994	25.25	7000
MPP10A	3/8"	M10	1	0.374	9.5	0.689	17.5	0.315	8.0	1.181	30.00	8000
MPP15A	3/8"	M10	2	0.374	9.5	0.669	17.0	0.315	8.0	1.073	27.25	7000
MPP20A	1/2"	M12	1	0.453	11.5	0.768	19.5	0.394	10.0	1.181	30.00	7000
MPP25A	1/2"	M12	2	0.453	11.5	0.669	17.0	0.315	8.0	1.112	28.24	7000
MPP30A	9/16"	M14	1	0.501	12.8	0.846	21.5	0.394	10.0	1.181	30.00	6000
MPP35A	9/16"	M14	2	0.512	13.0	0.827	21.0	0.394	10.0	1.220	30.99	6000
MPP40A	5/8"	M16	1	0.598	15.2	0.925	23.5	0.394	10.0	1.260	32.00	4000
MPP45A	5/8"	M16	2	0.610	15.5	0.906	23.0	0.394	10.0	1.309	33.25	4000
MPP50A	11/16"	M18	2	0.669	17.0	1.024	26.0	0.394	10.0	1.398	35.51	4000
MPP55A	3/4"	M18	1	0.693	17.6	1.004	25.5	0.394	10.0	1.024	26.00	500
MPP60A	13/16"	M20	1	0.764	19.4	1.083	27.5	0.472	12.0	1.024	26.00	500
MPP65A	13/16"	M20	2	0.764	19.4	1.083	27.5	0.472	12.0	1.461	37.10	500
MPP70A	7/8"	M22	1	0.843	21.4	1.161	29.5	0.472	12.0	1.024	26.00	250
MPP75A	7/8"	M22	2	0.843	21.4	1.161	29.5	0.472	12.0	1.551	39.40	250
MPP80A	1"	M24	1	0.925	23.5	1.122	28.5	0.472	12.0	1.024	26.00	250
MPP85A	1"	M24	2	0.925	23.5	1.122	28.5	0.472	12.0	1.606	40.80	250

SFP Series
Flangeless Tapered Plugs

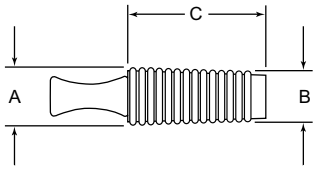

Specifications:
- Material: Thermoplastic Rubber
- Color: Black

Features:
- Protects threaded or unthreaded holes without masking the surrounding areas
- Ergonomically-friendly pull tab allows for easy installation and removal
- For high temperature version see page 76

Item No.	Plugs Threads UN	M	A in	A mm	B in	B mm	C in	C mm	Bulk Pack Qty
10398B	#6 & #8	M3	0.196	5.0	0.118	3.0	0.59	15.0	10000
18409B	#10 & #12	M4	0.236	6.0	0.157	4.0	1.00	25.4	6000
18410B	1/4 & 5/16	M6	0.315	8.0	0.236	6.0	1.00	25.4	6000
18411B	3/8	M8	0.394	10.0	0.315	8.0	1.00	25.4	4000
18412B	7/16	M10	0.472	12.0	0.394	10.0	1.00	25.4	4000
18414B	5/8	M14	0.630	16.0	0.551	14.0	1.00	25.4	4000
18415B	11/16	M16	0.709	18.0	0.630	16.0	1.00	25.4	2000

PUSH-FIT PLUGS FOR THREADS

I Series
Push In Plugs for SAE/NPT Threads



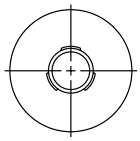

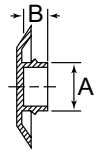

Specifications:
- Material: Low-Density Polyethylene
- Color: Yellow

Features:
- Provides all the advantages of a threaded plug with the ease of a push in style
- Snaps into place providing an attractive finish while keeping contaminants away from the fittings

Item No.	To Fit SAE Thread	To Fit NPT Thread	A in	A mm	B in	B mm	Bulk Pack Qty
I1/4A	1/4	—	0.206	5.23	0.220	5.59	5000
I5/16A	5/16	—	0.262	6.65	0.235	5.97	5000
I3/8A	3/8	1/8	0.324	8.23	0.235	5.97	3000
PP3/8A	3/8	1/8	0.310	7.87	0.340	8.64	5000
I7/16A	7/16	—	0.380	9.65	0.270	6.86	3000
I1/2A	1/2	1/4	0.437	11.10	0.270	6.86	5000
I9/16A	9/16	—	0.495	12.57	0.290	7.37	5000
PP9/16A	9/16	—	0.480	12.19	0.360	9.14	5000
I5/8A	5/8	3/8	0.558	14.17	0.290	7.37	7500
I11/16A	11/16	—	0.610	15.49	0.290	7.37	7000
I3/4A	3/4	—	0.676	17.17	0.290	7.37	6000
I13/16A	13/16	1/2	0.732	18.59	0.290	7.37	5000

Item No.	To Fit SAE Thread	To Fit NPT Thread	A in	A mm	B in	B mm	Bulk Pack Qty
I7/8A	7/8	—	0.798	20.27	0.295	7.49	4500
I1A	1	3/4	0.922	23.42	0.290	7.37	3500
I1-1/16A	1 - 1/16	—	0.972	24.69	0.290	7.37	3000
I1-3/16A	1 - 3/16	—	1.090	27.69	0.340	8.64	2000
I1-1/4A	1 - 1/4	—	1.160	29.46	0.340	8.64	2000
I1-5/16A	1 - 5/16	1	1.215	30.86	0.340	8.64	2000
I1-7/16A	1 - 7/16	—	1.360	34.54	0.460	11.68	1200
I1-1/2A	1 - 1/2	—	1.405	35.69	0.460	11.68	1100
I1-5/8A	1 - 5/8	—	1.525	38.74	0.460	11.68	1000
I1-3/4A	1 - 3/4	—	1.650	41.91	0.460	11.68	800
I1-7/8A	1 - 7/8	—	1.775	45.09	0.460	11.68	800

NPT Series
Plugs for NPT Threads

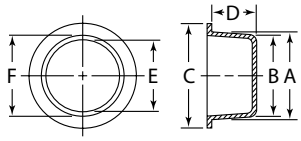

Specifications:
- Material: Low-Density Polyethylene
- Colors: See Table

Features:
- Designed specifically to be used to plug NPT tapered threaded fittings
- The tapered design allows the part to plug multiple inner diameters

To Assure Proper Fit:

Plugs

Plug dimension “A” should be approx. 1% larger than the inner diameter of the part. Minimum of .020"

Item No.	Color	A in	A mm	B in	B mm	C in	C mm	D in	D mm	E in	E mm	F in	F mm	Bulk Pack Qty
NPT3/8A	Yellow	0.615	15.62	0.570	14.48	0.750	19.05	0.285	7.24	0.497	12.62	0.535	13.59	5000
NPT3/4A	Red	0.955	24.26	0.922	23.42	1.125	28.58	0.363	9.22	0.849	21.56	0.872	22.15	5500
NPT1-1/4A	Red	1.560	39.62	1.510	38.35	1.750	44.45	0.435	11.05	1.401	35.59	1.481	37.62	2000
NPT2A	Blue	2.275	57.79	2.225	56.52	2.437	61.90	0.495	12.57	2.092	53.14	2.194	55.73	2500
NPT2-1/2A	Black	2.725	69.22	2.680	68.07	2.875	73.03	0.480	12.19	2.512	63.80	2.628	66.75	600
NPT3A	Blue	3.325	84.46	3.285	83.44	3.500	88.90	0.470	11.94	3.154	80.11	3.220	81.79	400
NPT3-1/2A	Black	3.785	96.14	3.775	95.89	4.062	103.17	0.750	19.05	3.665	93.09	3.675	93.35	550
NPT4A	Blue	4.315	109.61	4.295	109.09	4.687	119.05	0.790	20.07	4.077	103.56	4.115	104.52	500
NPT5A	Blue	5.360	136.14	5.350	135.89	5.750	146.05	0.850	21.59	5.205	132.21	5.215	132.46	275
NPT6A	Blue	6.425	163.20	6.390	162.31	6.750	171.45	0.895	22.73	6.252	158.80	6.272	159.31	180

EN Series
Plugs for NPT Threads

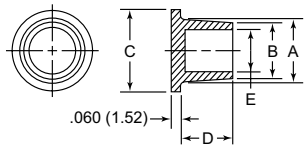

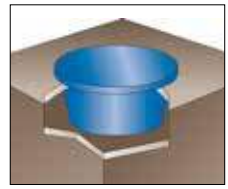

Specifications:
- Material: Low-Density Polyethylene
- Color: Blue

Features:
- Designed specifically to be used to plug NPT tapered threaded fittings
- The tapered design allows the part to plug multiple inner diameters

To Assure Proper Fit:

Plugs

Plug dimension “A” should be approx. 1% larger than the inner diameter of the part. Minimum of .020"

Item No.	NPT Size I.D.	A in	A mm	B in	B mm	C in	C mm	D in	D mm	E in	E mm	Bulk Pack Qty
EN1/4A	1/4	0.485	12.32	0.420	10.67	0.609	15.48	0.281	7.14	0.355	9.02	5000
EN3/8A	3/8	0.640	16.26	0.550	13.97	0.766	19.45	0.500	12.70	0.500	12.70	6500
EN1/2A	1/2	0.785	19.94	0.690	17.53	0.906	23.02	0.500	12.70	0.625	15.88	4000
EN3/4A	3/4	0.975	24.77	0.870	22.10	1.094	27.78	0.625	15.88	0.812	20.63	2500
EN1A	1	1.200	30.48	1.090	27.69	1.344	34.13	0.656	16.67	1.301	26.19	1500

PUSH-FIT PLUGS FOR THREADS

Hydraulic Quick Release Dust Plugs

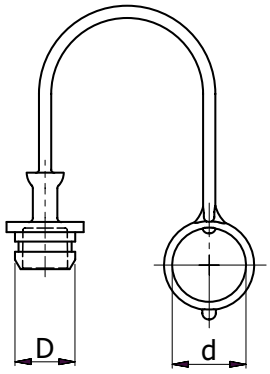

Specifications:
- Material: Thermoplastic Elastomer
- Color: See Table

Features:
- Suitable to plug ISO 7241-1 Series A and B Quick Couplings
- Designed to remain attached to the hose
- Excellent protection from dirt, moisture and corrosion
- Temperature Range: -40°F - 275°F (-40°C - 135°C)
- For cap version see page 38

Item No.						D		d		Bulk Pack Qty
Red	Yellow	Green	Blue	Size	Series	mm	in	mm	in	
499766	499776	499786	499796	1/4"	ISO A	12.7	0.500	19.6	0.772	150
499767	499777	499787	499797	3/8"	ISO A	18.3	0.720	25.0	0.984	150
499768	499778	499788	499798	1/2"	ISO A	23.6	0.929	31.0	1.220	150
499769	499779	499789	499799	3/4"	ISO A	29.2	1.150	36.0	1.417	150
499770	499780	499790	499800	1"	ISO A	36.5	1.437	48.0	1.890	150
499771	499781	499791	499801	1/4"	ISO B	15.5	0.610	22.2	0.874	150
499772	499782	499792	499802	3/8"	ISO B	20.0	0.787	28.0	1.102	150
499773	499783	499793	499803	1/2"	ISO B	25.7	1.012	35.0	1.378	150
499774	499784	499794	499804	3/4"	ISO B	32.7	1.287	42.0	1.654	150
499775	499785	499795	499805	1"	ISO B	40.5	1.594	51.0	2.008	150

SF Series
Snap Fit Plugs for Standard/JIC/Metric/BSP Threads

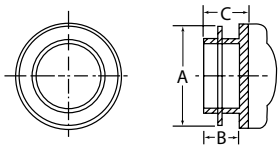

Specifications:
- Material: Low-Density Polyethylene
- Color: Red

Features:
- Once pushed into position, a single turn gives a tight fit
- Each plug covers a range of different thread sizes and styles
- The 12598A* has pull tab, not as illustrated

Item No.	To Fit Thread Sizes			A		B		C		Bulk Pack Qty
	Standard/JIC	Metric	BSP	in	mm	in	mm	in	mm	
10530A	7/16"	M10	1/8"	0.386	9.80	0.157	4.00	0.236	6.00	12000
12363A	1/2"	M12, M13, M14	1/4"	0.516	13.10	0.197	5.00	0.276	7.00	10000
12364A	5/8"	M16	3/8"	0.650	16.50	0.197	5.00	0.276	7.00	10000
10314B	3/4"	M18	1/2"	0.720	18.30	0.276	7.00	0.354	9.00	7000
12365A	—	M20	1/2"	0.839	21.30	0.276	7.00	0.354	9.00	5000
12366A	7/8"	M22	5/8"	0.882	22.40	0.276	7.00	0.354	9.00	5000
12621A	—	M24	—	0.925	23.50	0.276	7.00	0.354	9.00	3000
12367A	11/16"	M25, M26	3/4"	1.004	25.50	0.276	7.00	0.354	9.00	2000
12368A	1 - 1/8"	M28	7/8"	1.098	27.90	0.276	7.00	0.354	9.00	3000
12369A	1 - 5/16"	M32	1"	1.260	32.00	0.276	7.00	0.354	9.00	2500
12622A	1 - 1/2", 1 - 3/8"	M36	1-1/8"	1.406	35.70	0.276	7.00	0.354	9.00	2000
12598A*	1 - 5/8"	M40, M42	1-1/4"	1.634	41.50	0.276	7.00	0.354	9.00	2000

IT'S SIMPLE:

JUST SAMPLE!

Over 5,000 caps and plugs in stock.
Order your FREE samples today.

Our extensive range of caps and plugs provides thousands of solutions for protecting vital components during shipment, storage and finishing processes. Shop our complete line at www.essentracomponents.com

PUSH-FIT PLUGS FOR THREADS

EZP Series
Quick Fit Easy Pull Plugs for Unified Standard/Metric Threads

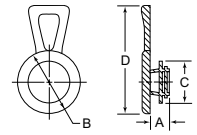

Type 1 - Lateral Pull

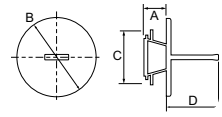

Type 2 - Central Pull

Specifications:
- Material: Low-Density Polyethylene
- Color: Red

Features:
- Patented Quick Fit design easily locks the plug into place with a simple push
- Strong and flexible pull-tab for quick removal
- Seven sizes in two styles protect more than 25 popular threaded sizes

Item No.	To Fit		Type	A		B		C		D		Bulk Pack Qty
	Standard Thread	Metric Thread		in	mm	in	mm	in	mm	in	mm	
EZP1010A	5/16",3/8"	M8	1	0.300	7.62	0.515	13.08	0.375	9.53	1.195	30.35	10000
EZP1020C	7/16"	M10, M12	1	0.300	7.62	0.748	19.05	0.520	13.20	1.340	34.04	5000
EZP2020A	7/16"	M10, M12	2	0.354	9.00	0.748	19.00	0.519	13.20	0.834	21.20	500
EZP1030A	1/2",5/8",9/16"	M14, M16	1	0.275	7.00	0.893	22.70	0.649	16.50	1.574	40.00	5000
EZP2030A	1/2",5/8",9/16"	M14, M16	2	0.275	7.00	0.893	22.70	0.649	16.50	0.834	21.20	500
EZP1040A	3/4"	M18, M20	1	0.314	8.00	1.181	30.00	0.767	19.50	1.850	47.00	4000
EZP2040A	3/4"	M18, M20	2	0.314	8.00	1.181	30.00	0.767	19.50	0.842	21.40	250
EZP1050A	7/8"	M22, M24	1	0.374	9.50	1.350	34.30	0.937	23.80	2.023	51.40	3000
EZP2050A	7/8"	M22, M24	2	0.374	9.50	1.350	34.30	0.937	23.80	0.842	21.40	250
EZP1060A	1 - 1/16", 1 - 1/8"	M26, M28	1	0.374	9.50	1.574	40.00	1.086	27.60	2.244	57.00	2000
EZP2060A	1 - 1/16", 1 - 1/8"	M26, M28	2	0.374	9.50	1.574	40.00	1.086	27.60	0.846	21.50	100
EZP1070A	1 - 1/4", 1 - 3/8"	M30, M36	1	0.393	10.00	1.771	45.00	1.358	34.50	2.440	62.00	1500

QFP Series
Quick Fit Plugs for UNF/JIC/Metric Threads

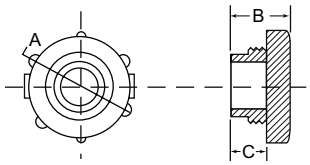

Specifications:
- Material: Low-Density Polyethylene
- Color: Red

Features:
- Fewer thread forms allow for quick application

UNF/JIC

Item No.	To Fit UNF/ JIC Thread Size	A		B		C		Bulk Pack Qty
		in	mm	in	mm	in	mm	
QFP005A	7/16" × 20	0.728	18.50	0.354	9.00	0.232	5.90	5000
QFP010A	1/2" × 20	0.811	20.60	0.358	9.10	0.232	5.90	5000
QFP015A	9/16" × 18	0.843	21.40	0.354	9.00	0.232	5.90	5000
QFP020A	3/4" × 16	1.051	26.70	0.366	9.30	0.232	5.90	3000
QFP025A	7/8" × 14	1.173	29.80	0.362	9.20	0.244	6.20	2500
QFP030A	1 - 1/16" × 12	1.335	33.90	0.354	9.00	0.232	5.90	2000
QFP035A	1 - 5/16" × 12	1.587	40.30	0.37	9.40	0.236	6.00	1500

Metric

Item No.	To Fit Metric Thread Size	A		B		C		Bulk Pack Qty
		in	mm	in	mm	in	mm	
QFP105A	M14 × 1.5	0.846	21.50	0.492	12.50	0.315	8.00	5000
QFP110A	M16 × 1.5	0.929	23.60	0.492	12.50	0.315	8.00	3000
QFP115A	M20 × 1.5	1.157	29.38	0.512	13.00	0.315	8.00	3000
QFP120A	M30 × 2.0	1.556	34.52	0.575	14.60	0.386	9.80	1500
QFP125A	M36 × 2.0	1.795	45.60	0.649	16.48	0.413	10.50	1000
QFP130A	M42 × 2.0	2.133	54.17	0.854	21.69	0.61	15.50	700
QFP135A	M45 × 2.0	2.232	56.69	0.728	18.50	0.500	12.70	700
QFP140A	M52 × 2.0	2.594	65.90	0.839	21.30	0.606	15.40	500

UN Series
Quick Fit Plugs for Standard/JIC/Metric/BSP Threads

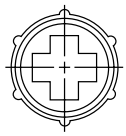

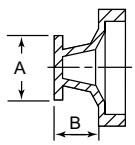

Specifications:
- Material: Low-Density Polyethylene
- Color: Red

Features:
- This uniquely-designed range of plugs have sets of blades which will lock tight when pushed into a threaded hole and twisted
- Each plug covers a range of different thread sizes and styles
- Easily removes by simply unscrewing the plug from the thread

Item No.	To Fit Thread Sizes				A		B		Bulk Pack Qty
	NPT	Standard/ JIC	Metric	BSP	in	mm	in	mm	
UN9995A	—	—	—	—	0.420	10.66	0.233	5.91	10000
UN9996A	1/8"	7/16"	M10	1/8"	0.438	11.12	0.240	6.09	10000
UN9997A	1/4"	9/16"	M14	—	0.575	14.60	0.285	7.23	10000
UN9998A	—	1/2"	M12	1/4"	0.485	12.31	0.325	8.25	10000
UN9763A	—	3/4"	M16 - 20	3/8"	0.780	19.81	0.375	9.52	5000
UN9764A	—	1"	M20 - 24	1/2" - 5/8"	0.990	25.14	0.445	11.30	2500
UN9774A	3/4"	1 - 3/16"	M30	3/4" - 7/8"	1.240	31.49	0.435	11.04	2000
UN9765A	—	1-7/16"	M33 - 36	1"	1.475	37.46	0.445	11.30	1000

tel | 800 847 0486 fax | 866 561 6617

Fluid Absorption Plugs

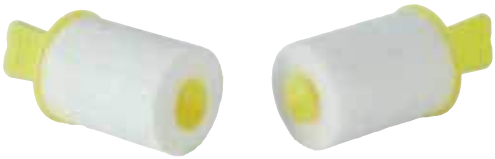

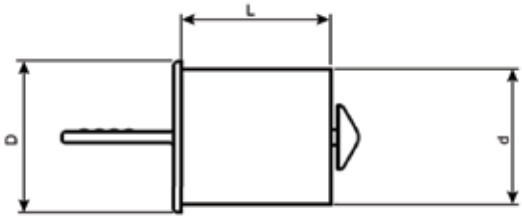

Specifications:
- Material: Polypropylene, Bi-Component Fiber
- Color: Yellow

Features:
- Control excess fluid residue from leaking
- Unique design allows quick, easy installation and removal to save time and cost
- Safer, easier and cleaner than a conventional plug; eliminates residue in the thread/hole

Item No.	To Fit Thread Sizes			D	d	l	Absorption**	Bulk Pack Qty
	Metric	BSP	UNF	mm	mm	mm	ml	
1342611	M10 x 1.5	1/8" x 28	3/8" x 24	10.7	8.5	15	0.54	1000
1342613	M12 x 1.5	—	—	12.5	10.5	15	0.86	1000
1342615	—	1/4" x 19	—	13.6	11.5	15	1.05	1000
1349120	M14 x 1.5	—	9/16" x 18	14.5	12.5	20	1.36	1000
1342618	M14 x 1.5	—	9/16" x 18	14.5	12.5	25	1.70	1000
1342619	M16 x 1.5	—	5/8" x 18	16.5	14.5	15	1.48	1000
1342622	M18 x 1.5	—	—	19.0	17.0	25	3.57	1000
1342624	—	3/8" x 19	—	17.2	15.0	25	2.75	1000
1349119	—	-	—	20.0	18.0	20	3.25	1000
1342625	M20 x 1.5	1/2" x 14	—	20.8	18.5	25	4.32	1000
1342626	M22 x 1.5	5/8" x 14	—	22.8	21.0	25	5.60	1000
1342627	—	3/4" x 14	1-1/16" x 12	26.5	24.6	25	8.04	1000
1342628	—	1" x 11	—	32.5	30.5	35	17.68	1000



CUSTOM SOLUTIONS AVAILABLE

Looking for a different color, material, size... or something else? We can create it!

Expert In-House Engineering Design Team

3D CAD & 3D Printing Technology Available

Rapid Prototyping to Bring Your Ideas to Life

THREADED PLUGS

BL Series
UNF Standard Threaded Plugs (O-Ring optional)

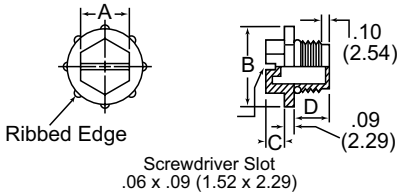

Specifications:
- Material: Polypropylene
- Color: Yellow

Features:
- Can be applied or removed by hand, hex wrench or screwdriver
- Optional O-Ring gives this part a water tight seal for superior leakage protection

See pages 64 and 65 for Application Wizards

Item No.	Item No. w/ O-Ring	To Plug Standard Thread Size	A		B		C		D		Bulk Pack Qty
			in	mm	in	mm	in	mm	in	mm	
BL3A	BL3L	7/16" - 20	0.430	10.92	0.620	15.75	0.180	4.57	0.390	9.91	5000
*BL4A	*BL4B	1/2" - 13	0.500	12.70	0.687	17.46	0.281	7.14	0.410	10.41	3000
BL5A	BL5K	9/16" - 18	0.500	12.70	0.750	19.05	0.180	4.57	0.420	10.67	3000
BL7A	BL7J	3/4" - 16	0.680	17.27	0.940	23.88	0.190	4.83	0.520	13.21	1500
BL8A	BL8H	7/8" - 14	0.750	19.05	1.060	26.92	0.240	6.10	0.560	14.22	2100
BL10A	BL10I	1-1/16" - 12	0.870	22.10	1.310	33.27	0.250	6.35	0.660	16.76	600
BL11A	BL11D	1-3/16" - 12	1.000	25.40	1.500	38.10	0.300	7.62	0.700	17.78	425
BL12A	BL12H	1-5/16" - 12	1.070	27.18	1.610	40.89	0.290	7.37	0.700	17.78	700
BL13A	BL13D	1-5/8" - 12	1.125	28.58	1.880	42.75	0.300	7.62	0.770	19.56	500
BL14A	BL14C	1-7/8" - 12	1.500	38.10	2.125	53.98	0.300	7.62	0.750	19.05	700

*BL4A and BL4B are black and UNC Threaded

BL Nylon Series
UNF Standard Threaded Nylon Plugs (O-Ring optional)

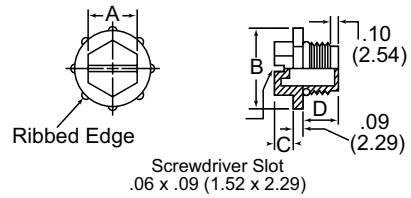

Specifications:
- Material: Nylon
- Color: Natural

Features:
- Can be applied or removed by hand, hex wrench or screwdriver
- Optional O-Ring gives this part a water tight seal for superior leakage protection
- Recommended when strength and abrasion resistance are desired
- The nylon material absorbs paint, keeping paint flakes to a minimum
- Nylon is able to withstand higher temperatures than Polypropylene
- Temperature Range: -40°F - 230°F (-40°C - 110°C)

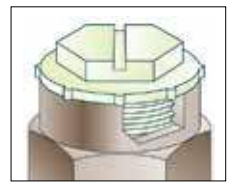

Item No.	Item No. w/ O-Ring	To Plug Standard Thread Size	A		B		C		D		Bulk Pack Qty
			in	mm	in	mm	in	mm	in	mm	
BL3D	BL3I	7/16" - 20	0.430	10.92	0.620	15.75	0.180	4.57	0.390	9.91	10000
BL5C	BL5N	9/16" - 18	0.500	12.70	0.750	19.05	0.180	4.57	0.420	10.67	6000
BL7C	BL7G	3/4" - 16	0.680	17.27	0.940	23.88	0.190	4.83	0.520	13.21	3000
BL8B	BL8P	7/8" - 14	0.750	19.05	1.060	26.92	0.240	6.10	0.560	14.22	2100
BL10C	BL10M	1-1/16" - 12	0.870	22.10	1.310	33.27	0.250	6.35	0.660	16.76	1200
BL11E	BL11C	1-3/16" - 12	1.000	25.40	1.500	38.10	0.300	7.62	0.700	17.78	425
BL12B	BL12M	1-5/16" - 12	1.070	27.18	1.610	40.89	0.290	7.37	0.700	17.78	700
BL13G	BL13C	1-5/8" - 12	1.125	28.58	1.880	42.75	0.300	7.62	0.770	19.56	1000

tel | 800 847 0486 fax | 866 561 6617

B Series
UNF Standard Threaded Plugs

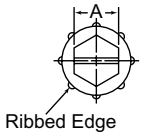

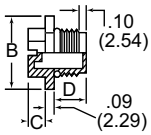

Specifications:
- Material: High-Density Polyethylene
- Color: Blue

Features:
- Threaded plug with a serrated grip (used for a variety of applications)
- Can be applied or removed by hand, hex wrench or screwdriver

Item No.	To Plug Standard Thread Size	A		B		C		D		Bulk Pack Qty
		in	mm	in	mm	in	mm	in	mm	
B3A	7/16" - 20	0.430	10.92	0.620	15.75	0.180	4.57	0.300	7.62	11000
B4A	1/2" - 20	0.500	12.70	0.680	12.27	0.180	4.57	0.360	9.14	7500
B5A	9/16" - 18	0.500	12.70	0.750	19.05	0.180	4.57	0.382	9.70	6000
B6A	5/8" - 18	0.560	14.22	0.810	20.57	0.180	4.57	0.350	8.89	5000
B7A	3/4" - 16	0.680	17.27	0.940	23.88	0.190	4.83	0.440	11.18	3500

Item No.	To Plug Standard Thread Size	A		B		C		D		Bulk Pack Qty
		in	mm	in	mm	in	mm	in	mm	
B8A	7/8" - 14	0.750	19.05	1.060	26.92	0.240	6.10	0.500	12.70	2100
B9A	1" - 14	0.750	19.05	1.180	29.97	0.250	6.35	0.430	10.92	2000
B10A	1-1/6" - 14	0.870	22.10	1.310	33.27	0.250	6.35	0.645	16.38	1200
B11A	1-1/16" - 12	0.870	22.10	1.310	33.27	0.250	6.35	0.620	15.75	1300

TPUNF Series
UNF/JIC Knurled Head Threaded Plugs

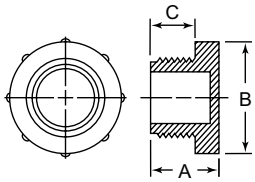

Specifications:
- Material: Low-Density Polyethylene
- Color: Red

Features:
- Knurled head for easy hand installation or removal
- Secure fit for excellent protection against dirt, moisture and corrosion

Item No.	To Plug UNF/ JIC Thread Size	A		B		C		Bulk Pack Qty
		in	mm	in	mm	in	mm	
10498A	5/16" - 18	0.472	12.00	0.571	14.50	0.291	7.40	5000
10709A	5/16" - 24	0.484	12.30	0.583	14.80	0.291	7.40	5000
10692A	3/8 - 24	0.551	14.00	0.539	13.70	0.374	9.50	5000
10763A	7/16" - 20	0.634	16.10	0.685	17.40	0.433	11.00	5000
12031A	7/16" - 24	0.476	12.10	0.701	17.80	0.28	7.10	5000
10696A	1/2" - 20	0.602	15.30	0.728	18.50	0.413	10.50	5000
10668A	9/16" - 18	0.606	15.40	0.890	22.60	0.421	10.70	5000
12033A	9/16" - 24	0.535	13.60	0.744	18.90	0.354	9.00	5000
10940A	5/8" - 18	0.583	14.80	0.827	21.00	0.394	10.00	5000
12965A	5/8" - 24	0.583	14.80	0.815	20.70	0.394	10.00	5000
12786A	11/16" - 16	0.713	18.10	1.008	25.60	0.531	13.50	3000

Item No.	To Plug UNF/ JIC Thread Size	A		B		C		Bulk Pack Qty
		in	mm	in	mm	in	mm	
10575A	3/4" - 16	0.736	18.70	1.063	27.00	0.543	13.80	3000
12827A	13/16" - 16	0.713	18.10	1.051	26.70	0.531	13.50	2500
10326A	7/8" - 14	0.728	18.50	1.134	28.80	0.535	13.60	2500
12785A	1" - 14	0.701	17.80	1.26	32.00	0.52	13.20	2000
10460A	1-1/16" - 12	0.724	18.40	1.315	33.40	0.543	13.80	2000
12359A	1-1/16" - 14	0.720	18.30	1.311	33.30	0.539	13.70	2000
11506A	1-3/16" - 12	0.72	18.30	1.449	36.80	0.531	13.50	1500
10671A	1-5/16" - 12	0.642	16.30	1.547	39.30	0.433	11.00	1500
11752A	1-5/8" - 12	0.681	17.30	1.992	50.60	0.508	12.90	800
11755A	1-7/8" – 12	0.886	22.50	2.299	58.40	0.657	16.70	400
12040A	2-1/2" – 12	0.811	20.60	2.898	73.60	0.591	15.00	300

BLM Series
UNF Standard Threaded Molded O-Ring Plugs

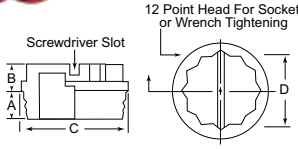

Specifications:
- Material: High-Density Polyethylene
- Color: Red

Features:
- Often used on flat-faced hydraulic fittings
- Integral O-Ring type bead prevents oil leakage or entrance of contaminants
- The flange lip compresses against the surface to keep contaminants out
- Can be applied or removed by hand, wrench, socket or screwdriver

Item No.	To Plug Standard Thread Size	A		B		C		D	Bulk Pack Qty
		in	mm	in	mm	in	mm	i	
BLM3B	7/16" - 20	0.344	8.74	0.281	7.14	0.660	16.76	3/8	8000
BLM3-24B	7/16" - 24	0.344	8.74	0.281	7.14	0.660	16.76	3/8	8000
BLM4B	1/2" - 20	0.344	8.74	0.313	7.95	0.730	18.54	7/16	6000
BLM5B	9/16" - 18	0.350	8.89	0.323	8.20	0.800	20.32	1/2	6000
BLM6B	5/8" - 18	0.375	9.53	0.313	7.95	0.820	20.83	9/16	5000
BLM7B	3/4" - 16	0.406	10.31	0.406	10.31	1.020	25.91	11/16	3000
BLM8B	7/8" - 14	0.469	11.91	0.313	7.95	1.160	29.46	13/16	2000

Item No.	To Plug Standard Thread Size	A		B		C		D	Bulk Pack Qty
		in	mm	in	mm	in	mm	i	
BLM9B	1" - 14	0.500	12.70	0.313	7.95	1.250	31.75	7/8	1500
BLM10B	1-1/16"-12	0.594	15.09	0.313	7.95	1.450	36.83	1	1000
BLM11B	1-3/16"-12	0.594	15.09	0.344	8.74	1.500	38.10	1-1/8	1000
BLM12B	1-5/16"-12	0.594	15.09	0.344	8.74	1.740	44.20	1-1/4	1000
BLM13B	1-5/8"-12	0.594	15.09	0.344	8.74	2.156	54.76	1-1/2	700
BLM14B	1-7/8"-12	0.594	15.09	0.344	8.74	2.188	55.58	1-5/8	700

THREADED PLUGS

TE Series
Threaded Plugs for 37° JIC Flared Fittings

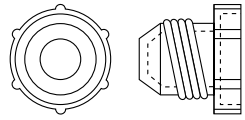

Specifications:
- Material: Low-Density Polyethylene
- Color: Red

Features:
- Designed with a knurled head for easy finger installation
- Used to seal light pressure requirements on 37° JIC flared fittings
- Functionally Equivalent to Spec: NAS-833, NAS-815 (MIL-C5501/1, MIL-C52078)

Item No.	Tubing Size in	To Plug JIC Thread Size	JIC Fitting Size	Bulk Pack Qty
TE1000A	1/8	5/16" - 24	2	5000
TE1005A	3/16	3/8" - 24	3	5000
TE1010A	1/4	7/16" - 20	4	5000
TE1015A	5/16	1/2" - 20	5	5000
TE1020A	3/8	9/16" - 18	6	5000
TE1025A	3/8	5/8" - 18	—	5000
TE1030A	1/2	3/4" - 16	8	2500
TE1035A	5/8	7/8" - 14	10	2500
TE1040A	3/4	1 - 1/16" - 12	12	2500

Item No.	Tubing Size in	To Plug JIC Thread Size	JIC Fitting Size	Bulk Pack Qty
TE1045A	3/4	1 - 1/16" - 14	—	1000
TE1050A	7/8	1 - 3/16" - 12	14	2500
TE1055A	1	1 - 5/16" - 12	16	1000
TE1060A	—	1 - 1/2 - 12	—	1000
TE1065A	1 - 1/4	1 - 5/8 - 12	20	1000
TE1070A	—	1 - 3/4 - 12	—	1000
TE1075A	1 - 1/2	1 - 7/8 - 12	24	500
TE1080A	1 - 3/4	2 - 1/4 - 12	28	500
TE1085A	2	2 - 1/2 - 12	32	500

TF Series
Threaded Plugs for Flat Faced O-Ring Hydraulic Fittings

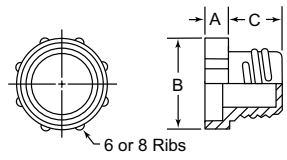

Specifications:
- Material: Polyethylene
- Color: Red

Features:
- Head designed with six or eight ribs for simple hand or mechanical installation
- Used to protect flat-faced O-Ring hydraulic fittings

Item No.	Tubing Size in	To Plug Thread Size	A in	A mm	B in	B mm	C in	C mm	Bulk Pack Qty
TF10A	1/4	9/16" - 18	0.250	6.40	0.690	17.50	0.380	9.50	5000
TF20B	3/8	11/16" - 16	0.250	6.40	0.870	22.10	0.410	10.4	5000
TF30B	1/2	13/16" - 16	0.250	6.40	0.940	23.90	0.470	11.9	5000
TF40B	5/8	1" - 14	0.250	6.40	1.160	29.50	0.570	14.5	2500
TF50B	3/4	1 - 3/16" - 12	0.250	6.40	1.320	33.50	0.610	15.5	2500
TF60B	1	1 - 7/16" - 12	0.250	6.40	1.630	41.40	0.690	17.5	1000
TF80B	1-1/4	1 - 11/16" - 12	0.250	6.40	1.880	47.75	0.890	22.6	1000

FP Series
NS & NF Class 1-2-3 Threaded Plugs (O-Ring Optional)

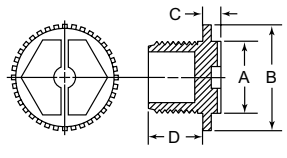

Specifications:
- Material: Polypropylene
- Color: Red

Features:
- Can be applied or removed by hand, hex wrench or screwdriver
- Will fit NS and NF Class 1-2-3 standard threads
- Optional O-Ring gives this part a watertight seal for superior leakage protection

Item No.	Item No. w/ O-Ring	To Plug Standard Thread Size	A in	A mm	B in	B mm	C in	C mm	D in	D mm	Bulk Pack Qty
FP104A	**FP104B**	7/16" - 20	0.438	11.11	0.625	15.88	0.188	4.76	0.300	7.62	9500
FP108A	**FP108B**	9/16" - 18	0.500	12.70	0.781	19.84	0.188	4.76	0.350	8.89	5000
FP110A	**FP110B**	5/8" - 18	0.563	14.29	0.813	20.64	0.188	4.76	0.350	8.89	4500
FP115A	**FP115B**	3/4" - 16	0.688	17.46	0.938	23.81	0.188	4.76	0.440	11.18	2700
FP120A	**FP120B**	7/8" - 14	0.750	19.05	1.063	26.99	0.250	6.35	0.500	12.70	1800
FP122A	**FP122B**	1" - 14	0.750	19.05	1.188	30.16	0.250	6.35	0.470	11.94	1500

tel | 800 847 0486 fax | 866 561 6617

TMO Series
Threaded Plugs for SAE O-Ring Ports

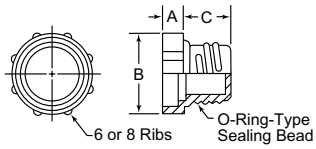

Specifications:
- Material: High-Density Polyethylene
- Color: Red

Features:
- Designed with an easy to grip head for ease of hand installation
- Threads meet UN and UNS specifications
- Integral O-Ring type bead prevents leakage and entrance of contaminants
- Protects threaded components from dust, moisture and damage during production, storage and shipment

Item No.	To Plug Standard Thread Size	A		B		C		Bulk Pack Qty
		in	mm	in	mm	in	mm	
TMO104A	7/16"–20	0.320	8.13	0.650	16.51	0.380	9.65	5500
TMO105A	1/2"–20	0.320	8.13	0.720	18.29	0.380	9.65	7200
TMO106A	9/16"–18	0.360	9.14	0.780	19.81	0.380	9.65	6000
TMO108A	3/4"–16	0.400	10.16	0.980	24.89	0.380	9.65	3500

Item No.	To Plug Standard Thread Size	A		B		C		Bulk Pack Qty
		in	mm	in	mm	in	mm	
TMO110A	7/8"–14	0.450	11.43	1.110	28.19	0.380	9.65	2100
TMO112A	1-1/16"–12	0.620	15.75	1.310	33.27	0.380	9.65	1200
TMO116A	1-5/16"–12	0.620	15.75	1.560	39.62	0.380	9.65	700
TMO120A	1-5/8"–12	0.620	15.75	1.880	47.75	0.380	9.65	700

BLWF Series
UNF Standard Threaded Wide Flange Plugs

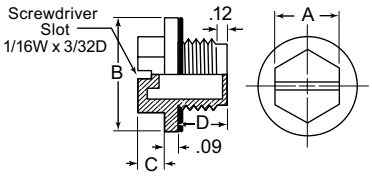

Specifications:
- Material: Plug – Nylon, Gasket – Nitrile
- Color: Plug – Yellow, Gasket – Black

Features:
- The wide flange design keeps any paint flakes away from the hole when removed
- The nylon material absorbs paint keeping paint flakes to a minimum
- The nitrile gasket seals the plug to the mating surface for a watertight seal
- Can be applied or removed by hand, screwdriver or with a torque wrench
- Temperature Range: -40°F - 230°F (-40°C - 110°C)

Item No.	To Plug UNF Thread Size	A		B		C		D		Bulk Pack Qty
		in	mm	in	mm	in	mm	in	mm	
BLWF100A	7/16" - 20	0.500	12.70	0.775	19.69	0.180	4.57	0.390	9.91	5000
BLWF105A	1/2" - 20	0.500	12.70	0.853	21.67	0.180	4.57	0.405	10.29	5000
BLWF110A	9/16" - 18	0.500	12.70	0.917	23.29	0.180	4.57	0.420	10.67	2500
BLWF115A	3/4" - 16	0.750	19.05	1.130	28.70	0.190	4.83	0.520	13.21	2500
BLWF120A	7/8" - 14	0.750	19.05	1.284	32.61	0.240	6.10	0.560	14.22	2500
BLWF125A	1 - 1/16" - 12	1.000	25.40	1.577	40.06	0.250	6.35	0.660	16.76	1000
BLWF130A	1 - 3/16" - 12	1.000	25.40	1.722	43.74	0.300	7.62	0.700	17.78	1000
BLWF135A	1 - 5/16" - 12	1.000	25.40	1.867	47.42	0.290	7.37	0.700	17.78	1000
BLWF140A	1 - 5/8" - 12	1.125	28.57	2.217	56.31	0.300	7.62	0.770	19.56	500
BLWF145A	1 - 7/8" - 12	1.500	38.10	2.507	63.68	0.300	7.62	0.750	19.05	500

TSSP Series
Sealing Threaded Plugs For UNF Threads

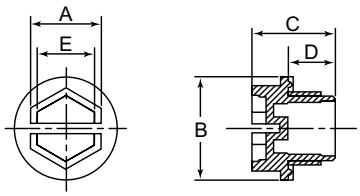

Specifications:
- Material: Nylon
- Color: Yellow

Features:
- The double sealing ring design on the underside of the flange provides a positive seal
- Design includes five complete threads for a secure fit
- Can be manually applied or removed with a screwdriver, spanner, socket or allen key or with power tools
- Head designed not to trap liquid
- The nylon material absorbs paint, keeping paint flakes to a minimum
- Temperature Range: -40°F - 320°F (-40°C - 160°C)
- See page 60 for Metric and BSP Threads

See pages 64 and 65 for Application Wizards

Item No.	To Plug UNF Thread Size	A		B		C		D		E		Bulk Pack Qty
		in	mm	in	mm	in	mm	in	mm	in	mm	
TSSP3/8-24A	3/8" - 24	0.354	9.0	0.630	16.0	0.689	17.5	0.394	10.0	0.236	6.0	5000
TSSP7/16-20A	7/16" - 20	0.394	10.0	0.669	17.0	0.689	17.5	0.394	10.0	0.276	7.0	5000
TSSP1/2-20A	1/2" - 20	0.512	13.0	0.748	19.0	0.689	17.5	0.394	10.0	0.394	10.0	3000
TSSP9/16-18A	9/16" - 18	0.512	13.0	0.807	20.5	0.689	17.5	0.394	10.0	0.394	10.0	3000
TSSP5/8-18A	5/8" - 18	0.591	15.0	0.866	22.0	0.689	17.5	0.394	10.0	0.472	12.0	3000
TSSP3/4-16A	3/4" - 16	0.748	19.0	1.024	26.0	0.689	17.5	0.394	10.0	0.630	16.0	3000
TSSP7/8-14A	7/8" - 14	0.827	21.0	1.122	28.5	0.768	19.5	0.472	12.0	0.709	18.0	3000
TSSP1-14A	1" - 14	0.945	24.0	1.240	31.5	0.768	19.5	0.472	12.0	0.827	21.0	1000
TSSP1-1/16-12A	1 - 1/16" - 12	0.945	24.0	1.299	33.0	0.768	19.5	0.472	12.0	0.827	21.0	1000
TSSP1-3/16-12A	1 - 3/16" - 12	1.181	30.0	1.437	36.5	0.886	22.5	0.591	15.0	1.063	27.0	1000
TSSP1-5/16-12A	1 - 5/16" - 12	1.181	30.0	1.575	40.0	0.886	22.5	0.591	15.0	1.063	27.0	1000
TSSP1-5/8-12A	1 - 5/8" - 12	1.417	36.0	1.870	47.5	0.886	22.5	0.591	15.0	1.299	33.0	500
TSSP1-7/8-12A	1 - 7/8" - 12	1.417	36.0	2.126	54.0	0.886	22.5	0.591	15.0	1.299	33.0	500

THREADED PLUGS

R Series
NPT Threaded Square-Headed Plugs

Specifications:
- Material: High-Density Polyethylene or Glass-Filled Nylon - See Table
- Color: See Table

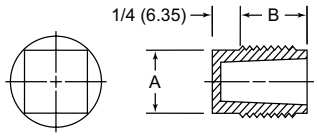

Features:
- Square head design allows the user to install or remove these by hand or with a wrench
- Used to protect NPT threads against contaminants and moisture
- Nylon is recommended when strength and abrasion resistance are desired
- The nylon material absorbs paint, keeping paint flakes to a minimum
- Nylon is able to withstand higher temperatures than HDPE
- Temperature Range: -40°F - 320°F (-40°C - 160°C)

Item No.			A		B		Bulk Pack Qty
Blue HDPE	Natural GFN	To Plug NPT Thread Size	in	mm	in	mm	
R1/8A	R1/8C	1/8" - 27	9/32	7.14	0.375	9.53	8500
R1/4A	R1/4C	1/4" - 18	11/32	8.73	0.437	11.11	9000
R3/8A	R3/8B	3/8" - 18	7/16	11.11	0.500	12.70	5000
R1/2A	R1/2D	1/2" - 14	9/16	14.28	0.562	14.29	3000
R3/4A	R3/4B	3/4" - 14	11/16	17.46	0.625	15.88	1900

Item No.			A		B		Bulk Pack Qty
Blue HDPE	Natural GFN	To Plug NPT Thread Size	in	mm	in	mm	
R1A	R1B	1"-11 - 1/2	3/4	19.05	0.625	15.88	1000
R1-1/4A	R1-1/4C	1-1/4" - 11 - 1/2	15/16	23.81	0.625	15.88	500
R1-1/2A	R1-1/2C	1-1/2" - 11 - 1/2	1 - 1/8	28.57	0.625	15.88	500
R2A	R2C	2"-11 - 1/2	1 - 1/4	31.75	0.625	15.88	500

PFP Series
NPT Threaded Plugs (O-Ring Optional)

Specifications:
- Material: High-Density Polyethylene
- Color: Black

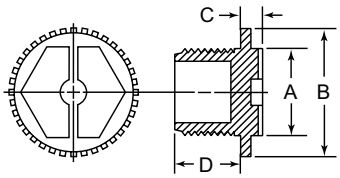

Features:
- Unique head design allows the user to apply or remove this plug by hand or with a 12 point socket head, screwdriver or wrench
- Used to protect NPT threaded ports
- Optional O-Ring gives this part a watertight seal for superior leakage protection

Item No.	Item No. w/ O-Ring	To Plug NPT Thread Size	A		B		C		D		Bulk Pack Qty
			in	mm	in	mm	in	mm	in	mm	
PFP1/8A	PFP1/8B	1/8"	0.348	8.84	0.560	14.22	0.250	6.35	0.250	6.35	5000
PFP1/4A	PFP1/4B	1/4"	0.489	12.42	0.740	18.80	0.310	7.87	0.310	7.87	5000
PFP3/8A	PFP3/8B	3/8"	0.562	14.27	0.850	21.59	0.320	8.13	0.350	8.89	5000
PFP1/2A	PFP1/2B	1/2"	0.705	17.91	1.040	26.42	0.320	8.13	0.500	12.70	3000
PFP3/4A	PFP3/4B	3/4"	0.987	25.07	1.310	33.27	0.320	8.13	0.630	16.00	1500
PFP1A	PFP1B	1"	1.130	28.70	1.530	38.86	0.320	8.13	0.630	16.00	1000

PFP Nylon Series
NPT Threaded Nylon Plugs (O-Ring Optional)

Specifications:
- Material: Nylon
- Color: Natural

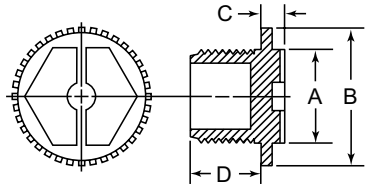

Features:
- Unique head design allows the user to apply or remove this plug by hand or with a 12 point socket head, screwdriver or wrench
- Used to protect NPT threaded ports
- Optional O-Ring gives this part a watertight seal for superior leakage protection
- Recommended when strength and abrasion resistance are desired
- The nylon material absorbs paint, keeping paint flakes to a minimum
- Nylon is able to withstand higher temperatures than HDPE
- Temperature Range: -40°F - 230°F (-40*C - 110°C)

Item No.	Item No. w/ O-Ring	To Plug NPT Thread Size	A		B		C		D		Bulk Pack Qty
			in	mm	in	mm	in	mm	in	mm	
PFP1/8C	PFP1/8D	1/8" NPT	0.348	8.84	0.560	14.22	0.250	6.35	0.250	6.35	5000
PFP1/4C	PFP1/4D	1/4" NPT	0.489	12.42	0.740	18.80	0.310	7.87	0.310	7.87	5000
PFP3/8C	PFP3/8D	3/8" NPT	0.562	14.27	0.850	21.59	0.320	8.13	0.350	8.89	5000
PFP1/2C	PFP1/2D	1/2" NPT	0.705	17.91	1.040	26.42	0.320	8.13	0.500	12.70	3000
PFP3/4C	PFP3/4D	3/4" NPT	0.987	25.07	1.310	33.27	0.320	8.13	0.630	16.00	1500
PFP1C	PFP1D	1" NPT	1.130	28.70	1.530	38.86	0.320	8.13	0.630	16.00	1000

62NPTH & 62NPT Series
NPT Threaded Pipe Plugs

NEW

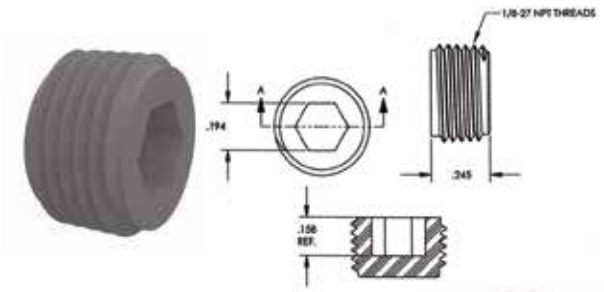

Hex Head

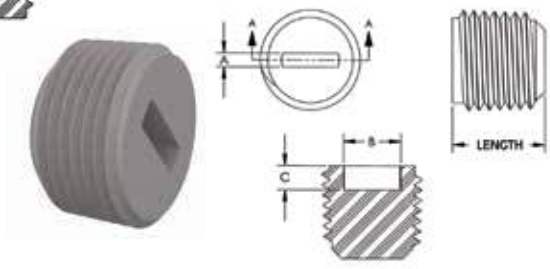

Slot Head

Specifications:
- Material: Nylon 6/6
- Color: Natural

Features:
- Used to protect valves, hydraulic and pneumatic devices from contamination and moisture
- Hex head drive allows installation and removal with a hex wrench
- Slot or grub head allows installation and removal with a common screwdriver
- Nylon is recommended when strength and abrasion resistance are desired

Item No.	To Plug NPT Thread Size	Head Style	A		B		C		Length		Bulk Pack Qty
			in	mm	in	mm	in	mm	in	mm	
62NPTH01227	1/8-27	Hex	0.194	4.92	0.194	4.92	0.158	4.01	0.245	6.45	500
62NPT01227	1/8-27	Slot	0.072	1.83	0.240	6.10	0.130	3.30	0.390	9.91	500
62NPT02518	1/4-18	Slot	0.072	1.83	0.312	7.92	0.130	3.30	0.500	12.70	500
62NPT03718	3/8-18	Slot	0.150	3.81	0.380	9.10	0.358	9.65	0.550	13.97	500
62NPT05014	1/2-14	Slot	0.150	3.81	0.468	11.89	0.365	9.27	0.565	14.35	500
62NPT07514	3/4-14	Slot	0.175	4.44	0.550	13.97	0.435	11.05	0.610	15.49	500

TP Metric & TPBSP Series
Metric & BSP Threaded Plugs

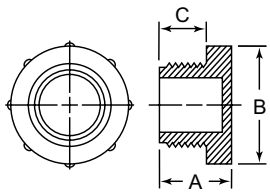

Specifications:
- Material: Low-Density Polyethylene
- Color: Red

Features:
- Series accommodates an extensive range of metric and BSP/Gas threaded sizes
- Knurled head for easy grip
- Secure fit for excellent protection against dirt, moisture and corrosion

Metric Threads

Item No.	To Plug Metric Thread Size	A		B		C		Bulk Pack Qty
		in	mm	in	mm	in	mm	
12011A	M8 x 1	0.562	14.27	0.484	12.29	0.374	9.50	5000
12012A	M10 x 1	0.574	14.58	0.602	15.29	0.409	10.39	5000
12013A	M12 x 1	0.657	16.69	0.728	18.49	0.421	10.69	5000
12017A	M12 x 1.5	0.641	16.28	0.657	16.69	0.342	8.69	5000
12018A	M14 x 1.5	0.677	17.20	0.728	18.49	0.374	9.50	5000
12019A	M16 x 1.5	0.677	17.20	0.866	22.00	0.492	12.50	3000
10458A	M18 x 1.5	0.720	18.29	0.960	24.38	0.539	13.69	4000
12020A	M20 x 1.5	0.716	18.19	1.035	26.29	0.551	14.00	3000
10128A	M22 x 1.5	0.720	18.29	1.110	28.19	0.539	13.69	3000
12021A	M24 x 1.5	0.728	18.49	1.232	31.29	0.543	13.79	2000
12022A	M25 x 1.5	0.728	18.49	1.232	31.30	0.551	14.00	2500
12023A	M26 x 1.5	0.736	18.69	1.287	32.69	0.543	13.79	2000
12030A	M52 x 1.5	0.846	21.50	2.508	63.70	0.610	15.50	500

BSP/Gas Threads

Item No.	To Plug BSP/GAS Thread Size	A		B		C		Bulk Pack Qty
		in	mm	in	mm	in	mm	
10651A	1/8" x 28	0.413	10.50	0.646	16.40	0.165	4.20	5000
10588A	1/4" x 19	0.504	12.80	0.740	18.80	0.256	6.50	5000
10996A	3/8" x 19	0.472	12.00	0.902	22.90	0.217	5.50	5000
10590A	1/2" x 14	0.681	17.30	1.102	28.00	0.406	10.30	3000
10511A	5/8" x 14	0.724	18.40	1.232	31.30	0.547	13.90	2500
10731A	3/4" x 14	0.669	17.00	1.272	32.30	0.433	11.00	2000
11429B	7/8" x 14	0.713	18.10	1.496	38.00	0.531	13.50	1500
10810A	1" x 11	0.665	16.90	1.567	39.80	0.425	10.80	1500
10459A	1-1/4" x 11	0.823	20.90	1.965	49.90	0.591	15.00	800
11242A	1-1/2" x 11	0.665	16.90	2.173	55.20	0.425	10.80	600
10496A	2" x 11	0.689	17.50	2.902	73.70	0.421	10.70	400
10319A	3" x 11	0.650	16.50	4.134	105.00	0.445	11.30	150

THREADED PLUGS

TSSP Series
Sealing Threaded Plugs For Metric/BSP Threads

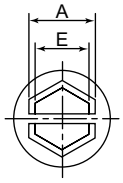

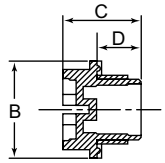

Specifications:
- Material: Nylon
- Color: Yellow

Features:
- The double sealing ring design on the underside of the flange provides a positive seal
- Design includes five complete threads for a secure fit
- Can be manually applied or removed with a screwdriver, spanner, socket or allen key or with power tools
- Head designed not to trap liquid
- The nylon material absorbs paint, keeping paint flakes to a minimum
- Temperature Range: -40°F - 320°F (-40°C - 160°C)
- See page 57 for UNF Threads

See pages 64 and 65 for Application Wizards

Metric Threads

Item No.	To Plug Metric Thread Size	A		B		C		D		E		Bulk Pack Qty
		in	mm	in	mm	in	mm	in	mm	in	mm	
462836A	M8 x 1	0.276	7.0	0.492	12.5	0.610	15.5	0.315	8.0	0.157	4.0	5000
462837A	M10 x 1	0.354	9.0	0.571	14.5	0.650	16.5	0.354	9.0	0.236	6.0	5000
TSSPM10X1.5A	M10 x 1.5	0.354	9.0	0.571	14.5	0.650	16.5	0.354	9.0	0.236	6.0	500
TSSPM12X1A	M12 x 1	0.394	10.0	0.669	17.0	0.650	16.5	0.354	9.0	0.276	7.0	500
462838A	M12 x 1.5	0.394	10.0	0.669	17.0	0.650	16.5	0.354	9.0	0.276	7.0	5000
462839A	M14 x 1.5	0.512	13.0	0.748	19.0	0.689	17.5	0.394	10.0	0.394	10.0	5000
462840A	M16 x 1.5	0.591	15.0	0.878	22.3	0.689	17.5	0.366	9.3	0.472	12.0	5000
462841A	M18 x 1.5	0.669	17.0	0.945	24.0	0.689	17.5	0.394	10.0	0.551	14.0	3000
462842A	M20 x 1.5	0.748	19.0	1.024	26.0	0.689	17.5	0.394	10.0	0.630	16.0	3000
462843A	M22 x 1.5	0.827	21.0	1.102	28.0	0.689	17.5	0.394	10.0	0.709	18.0	3000
TSSPM24X1.5A	M24 x 1.5	0.945	24.0	1.181	30.0	0.689	17.5	0.394	10.0	0.827	21.0	500
TSSPM26X1.5A	M26 x 1.5	0.945	24.0	1.260	32.0	0.807	20.5	0.472	12.0	0.827	21.0	500
466977A	M27 x 1.5	0.945	24.0	1.299	33.0	0.807	20.5	0.472	12.0	0.827	21.0	500
466985A	M27 x 2	0.945	24.0	1.299	33.0	0.866	22	0.531	13.5	0.827	21.0	250
TSSPM28X1.5A	M28 x 1.5	0.945	24.0	1.339	34.0	0.807	20.5	0.472	12.0	0.827	21.0	500
TSSPM30X1.5A	M30 x 1.5	0.945	24.0	1.496	38.0	0.807	20.5	0.472	12.0	0.827	21.0	500
TSSPM30X2A	M30 x 2	0.945	24.0	1.496	38.0	0.866	22	0.531	13.5	0.827	21.0	250
TSSPM32X1.5A	M32 x 1.5	0.945	24.0	1.575	40.0	0.807	20.5	0.472	12.0	0.827	21.0	500
TSSPM33X2A	M33 x 2	0.945	24.0	1.575	40.0	0.866	22	0.531	13.5	0.827	21.0	250
TSSPM36X1.5A	M36 x 1.5	0.945	24.0	1.772	45.0	0.807	20.5	0.472	12.0	0.827	21.0	500
TSSPM36X2A	M36 x 2	0.945	24.0	1.772	45.0	0.866	22	0.531	13.5	0.827	21.0	250
TSSPM38X1.5A	M38 x 1.5	0.945	24.0	1.890	48.0	0.807	20.5	0.472	12.0	0.827	21.0	250
TSSPM42X2A	M42 x 2	1.181	30.0	1.969	50.0	0.866	22	0.531	13.5	1.063	27.0	250
TSSPM45X1.5A	M45 x 1.5	1.181	30.0	2.047	52.0	0.846	21.5	0.472	12.0	1.063	27.0	250
TSSPM45X2A	M45 x 2	1.181	30.0	1.969	50.0	0.866	22	0.531	13.5	1.063	27.0	250
TSSPM48X2A	M48 x 2	1.181	30.0	2.165	55.0	0.906	23	0.531	13.5	1.063	27.0	100
TSSPM52X1.5A	M52 x 1.5	1.181	30.0	2.362	60.0	0.866	22	0.472	12.0	1.063	27.0	250
TSSPM52X2A	M52 x 2	1.181	30.0	2.362	60.0	0.906	23	0.531	13.5	1.063	27.0	100

BSP/Gas Threads

Item No.	To Plug BSP/GAS Thread Size	A		B		C		D		E		Bulk Pack Qty
		in	mm	in	mm	in	mm	in	mm	in	mm	
462882A	1/8" x 28	0.472	12.00	0.630	16.00	0.610	15.50	0.315	8.00	0.354	9.00	5000
462848A	1/4" x 19	0.512	13.00	0.748	19.00	0.689	17.50	0.394	10.00	0.394	10.00	5000
462849A	3/8" x 19	0.591	15.00	0.866	22.00	0.689	17.50	0.394	10.00	0.472	12.00	5000
462850A	1/2" x 14	0.748	19.00	1.063	27.00	0.768	19.50	0.472	12.00	0.630	16.00	3000
462851A	3/4" x 14	0.945	24.00	1.260	32.00	0.768	19.50	0.472	12.00	0.827	21.00	2000
462852A	1" x 11	1.181	30.00	1.575	40.00	0.886	22.50	0.591	15.00	1.063	27.00	1000
462853A	1-1/4" x 11	1.417	36.00	1.969	50.00	0.886	22.50	0.591	15.00	1.299	33.00	400

HDPE Metric Threaded O-Ring Plugs

Specifications:
- Material: High-Density Polyethylene
- Color: Yellow

Features:
- Can be applied or removed by spanner, screwdriver or socket, or by hand

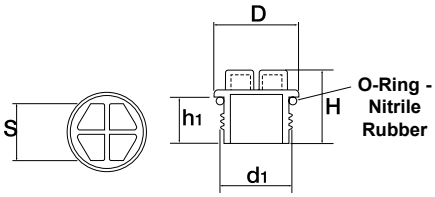

Item No.	To Plug Metric Thread Size d1	D mm	H mm	h1 mm	S mm	Bulk Pack Qty
498659	M8 x 1	12.5	17.0	10.0	6.0	500
498660	M10 x 1	14.5	17.2	10.0	7.0	500
498661	M12 x 1	17.0	17.2	10.0	10.0	500
498662	M10 x 1.5	14.5	19.2	12.0	7.0	500
498663	M12 x 1.5	17.0	19.2	12.0	10.0	500
498664	M14 x 1.5	22.0	19.2	12.0	10.0	500
498540	M16 x 1.5	24.0	20.4	12.0	13.0	500
498541	M18 x 1.5	24.0	20.4	12.0	13.0	500
498542	M20 x 1.5	26.0	20.4	12.0	15.0	250
498665	M22 x 1.5	28.0	20.4	12.0	15.0	250
498543	M24 x 1.5	30.0	20.4	12.0	17.0	250
498544	M26 x 1.5	32.0	20.4	12.0	19.0	250
498546	M30 x 1.5	38.0	20.6	12.0	22.0	250
498547	M32 x 1.5	40.0	20.6	12.0	24.0	250
498666	M36 x 1.5	45.0	20.6	12.0	24.0	100
498667	M38 x 1.5	48.0	20.6	12.0	24.0	100
498668	M27 x 2.0	33.0	24.6	15.0	19.0	250
498548	M30 x 2.0	38.0	24.6	15.0	22.0	250
498549	M33 x 2.0	40.0	24.6	15.0	24.0	250
498550	M36 x 2.0	45.0	24.6	15.0	24.0	100
498669	M42 x 2.0	50.0	24.6	15.0	24.0	100
498551	M45 x 2.0	52.0	25.0	15.0	30.0	100
498670	M48 x 2.0	55.0	25.0	15.0	30.0	100
498671	M52 x 2.0	60.0	25.0	15.0	7.0	100

Nylon Metric Threaded O-Ring Plugs

Specifications:
- Material: Nylon
- Color: Orange

Features:
- Metric thread
- Can be applied or removed by spanner, screwdriver or socket, or by hand
- Nylon is recommended where higher abrasion and slightly higher temperatures are needed where a polyethylene plug will not work

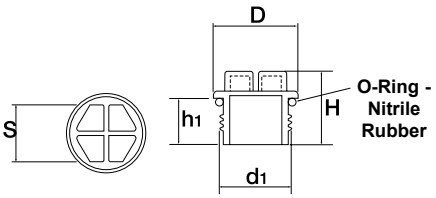

Item No.	To Plug Metric Thread Size d1	D mm	H mm	h1 mm	S mm	Bulk Pack Qty
900535	M8 x 1	12.5	17.0	10.0	6.0	500
900536	M10 x 1	14.5	17.2	10.0	7.0	500
900537	M12 x 1	17.0	17.2	10.0	10.0	500
900538	M10 x 1.5	14.5	19.2	12.0	7.0	500
900539	M12 x 1.5	17.0	19.2	12.0	10.0	500
900540	M14 x 1.5	22.0	19.2	12.0	10.0	500
900541	M16 x 1.5	24.0	20.4	12.0	13.0	500
900542	M18 x 1.5	24.0	20.4	12.0	13.0	500
900543	M20 x 1.5	26.0	20.4	12.0	15.0	250
900544	M22 x 1.5	28.0	20.4	12.0	15.0	250
900545	M24 x 1.5	30.0	20.4	12.0	17.0	250
900546	M26 x 1.5	32.0	20.4	12.0	19.0	250
900547	M30 x 1.5	38.0	20.6	12.0	22.0	250
900548	M32 x 1.5	40.0	20.6	12.0	24.0	250
900549	M36 x 1.5	45.0	20.6	12.0	24.0	100
900550	M38 x 1.5	48.0	20.6	12.0	24.0	100
900551	M27 x 2.0	33.0	24.6	15.0	19.0	250
900552	M30 x 2.0	38.0	24.6	15.0	22.0	250
900553	M33 x 2.0	40.0	24.6	15.0	24.0	250
900554	M36 x 2.0	45.0	24.6	15.0	24.0	100
900555	M42 x 2.0	50.0	24.6	15.0	24.0	100
900556	M45 x 2.0	52.0	25.0	15.0	30.0	100
900557	M48 x 2.0	55.0	25.0	15.0	30.0	100
900558	M52 x 2.0	60.0	25.0	15.0	7.0	100

PROPANE VALVE PRODUCT CAPS & THREADED PLUGS

PPC Series
Overfill Prevention Device Cylinder Valve Caps

PPC1A

PPC3RC

Specifications:
- Material: See Table
- Color: See Table

Features:
- Protects threads from damage and contaminants during shipping and use
- Easy to apply
- PPC1A - dust cap and retaining strap with warning labels imprinted in English and Spanish
- PPC3RC is a protective cap with an internal ring and tear feature

Item No.	Material	Color	Product Usage	Bulk Pack Qty
PPC1A	LDPE	Black	OPD Valve for Propane Cylinder	550
PPC3RC	LLDPE	Blue	OPD Valve for Propane Cylinder	900

DP Series
UNJ/UNJS Threaded Plugs

Specifications:
- Material: High-Density Polyethylene
- Color: Red

Features:
- Protects threaded components from dust, moisture and damage during production, storage and shipment
- Designed with an easy to grip head for ease of hand installation
- Threads meet UNJ and UNJS specifications

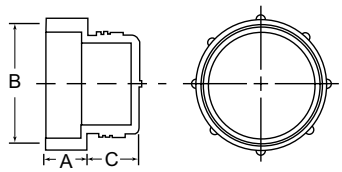

Item No.	To Plug UNJ/UNJS Thread Size	Tubing Size	A		B		C		Bulk Pack Qty
		in	in	mm	in	mm	in	mm	
DP3A	3/8"–28	3/16	0.250	6.35	0.440	11.18	0.280	7.11	5000
DP4A	7/16"–24	1/4	0.310	7.87	0.560	14.22	0.300	7.62	5000
DP5A	1/2"–24	5/16	0.310	7.87	0.620	15.75	0.300	7.62	5000
DP6A	9/16"–20	3/8	0.310	7.87	0.690	17.53	0.320	8.13	5000
DP8A	23/32"–20	1/2	0.310	7.87	0.880	22.35	0.320	8.13	5000
DP10A	27/32"–18	5/8	0.310	7.87	1.000	25.40	0.400	10.16	2500
DP12A	1"–16	3/4	0.310	7.87	1.120	28.45	0.420	10.67	2500
DP14A	1-1/8"–16	7/8	0.250	6.35	1.250	31.75	0.450	11.43	2500
DP16A	1-1/4"–14	1	0.250	6.35	1.380	35.05	0.450	11.43	2000
DP20A	1-33/64"–14	1-1/4	0.250	6.35	1.620	41.15	0.450	11.43	1000
DP21SA	1-37/64"–14	1-1/4	0.250	6.35	1.750	44.45	0.460	11.68	1000
DP24A	1-25/32"–14	1-1/2	0.250	6.35	2.000	50.80	0.550	13.97	1000
DP25SA	1-27/32"–14	1-1/2	0.250	6.35	2.120	53.85	0.550	13.97	1000

HASSLE-FREE SERVICE

Our teams of knowledgeable, dedicated employees are commited to providing a hassle-free experience from sampling and quoting through delivery. Call us today!

FNC Series
Flexible Protective Netting (Tector-Net)



Specifications:
- Material: Low-Density Polyethylene
- Color: See Table

Features:
- Easily applied and removed
- Reduces labor cost, inventory cost, damage claims and returns
- Does not trap or retain moisture
- Stretches and wraps snugly around virtually any form

Item No.	Color	Ø Flexible Range		Roll Length		Pack Qty
		in	mm	Ft	M	
FNC00250037S	Red	0.250 - 0.375	6.35 - 9.53	820	249	1
FNC00250037L	Red	0.250 - 0.375	6.35 - 9.53	1500	457	1
FNC00250050S	Orange	0.375 - 0.500	6.35 - 12.70	820	249	1
FNC00250050L	Orange	0.375 - 0.500	6.35 - 12.70	1500	457	1
FNC00500100S	Blue	0.500 - 1.000	12.70 - 25.40	820	249	1
FNC00500100L	Blue	0.500 - 1.000	12.70 - 25.40	1500	457	1
FNC01000200S	Yellow	1.000 - 2.000	25.40 - 50.80	164	49	1
FNC01000200L	Yellow	1.000 - 2.000	25.40 - 50.80	1500	457	1
FNC02000400S	Red	2.000 - 4.000	50.80 - 101.60	164	49	1
FNC02000400L	Red	2.000 - 4.000	50.80 - 101.60	1500	457	1
FNC04000600S	Green	4.000 - 6.000	101.60 - 152.40	164	49	1
FNC06000800S	Brown	6.000 - 8.000	152.40 - 203.20	164	49	1
FNC1000SRA	Green	10.000 - 12.000	254.00 - 304.80	82	24	1

FNH Series
Heavy Gauge Protective Netting

Specifications:
- Material: Low-Density Polyethylene
- Color: See Table

Features:
- Easily applied and removed
- Reduces labor cost, inventory cost, damage claims and returns
- Does not trap or retain moisture
- Stretches and wraps snugly around virtually any form
- Has heavier gauge material for applications that need a more durable protection

Item No.	Color	Ø Flexible Range		Roll Length		Pack Qty
		in	mm	Ft	M	
FNH0050LRA	Blue	0.500 - 1.000	12.70 - 25.40	820	249	1
FNH0125A	Yellow	1.250 - 1.625	31.75 - 41.28	82	24	1
FNH0200A	Red	2.000 - 2.500	50.80 - 63.50	82	24	1
FNH0250A	Green	2.500 - 3.000	63.50 - 76.20	82	24	1
FNH0300A	Green	3.000 - 4.000	76.20 - 101.60	82	24	1
FNH0400A	Yellow	4.000 - 4.500	101.60 - 114.30	82	24	1
FNH0475A	Red	4.750 - 5.500	120.65 - 139.70	82	24	1
FNH0550A	Blue	5.500 - 6.750	139.70 - 171.45	82	24	1
FNH0675A	Green	6.750 - 8.000	171.45 - 203.20	82	24	1

APPLICATION WIZARDS

Tube & Hydraulic Fittings

Caps

Non-Threaded Caps Choices



Numbered Series
Pages 24 - 26

E Series
Page 33

TS Series
Page 34

DM Series
Pages 29 - 30

Threaded Cap Choices

TCUNF Series
Page 39

G Series
Page 39

Your Application			Non-Threaded Cap Choices				Threaded Cap Choices	
Thread Size	Tube Size	Fitting Size	Numbered Series	E Series	TS Series	DM Series	TCUNF Series	G Series
5/16 - 24	1/8	–2	008A	—	—	DM0304-1/2A	—	—
3/8 - 24	3/16	–3	011A	E3/8A	TS3A	DM0360-1/2A	10251A	G1A
7/16 - 20	1/4	–4	013A	E7/16A	TS4A	DM0437-1/2A	10332A	G2A
1/2 - 20	5/16	–5	017A	E1/2A	TS5A	DM0490-1/2A	10528A	G5A
9/16 - 18	3/8	–6	020A	E9/16A	TS6A	DM0544-1/2A	11041A	G8A
5/8 - 18	3/8	—	021A	E5/8A	TS10348A	DM0600-1A	10653A	G11A
11/16 - 16	—	–7	026A	E11/16B	TS7A	DM0665-1A	—	—
3/4 - 16	1/2	–8	028A	E3/4A	TS8A	DM0725-1A	12847A	G14A
13/16 - 16	—	–9	030A	E13/16A	TS9A	DM0750-1A	12825A	—
7/8 - 14	5/8	–10	035A	E7/8A	TS10A	DM0843-1A	11089A	G17A
1 - 14	—	–11	041A	E1A	TS11A	DM0985-1A	12826A	G21A
1 - 1/16 - 12	3/4	–12	042A	E1-1/16A	TS12A	DM1000-1A	10685A	G22A
1 - 3/16 - 12	7/8	–13	1040A	E1-3/16B	TS13A	DM1125-1A	10163A	G25A
1 - 5/16 - 12	1	–16	049A	E1-5/16B	TS16A	DM1250-1A	10151A	G27A
1 - 7/16 - 12	—	–17	053A	E1-7/16B	TS17A	DM1375-1A	10185A	—
1 - 5/8 - 12	1-1/4	–20	056A	E1-5/8B	TS20A	DM1593-1A	11053A	G30A
1 - 11/16 - 12	—	–21	056A	E1-11/16B	TS21A	DM1625-1A	—	—
1 - 7/8 - 12	1-1/2	–24	062A	E1-7/8B	TS24A	DM1875-1A	11804A	—
2 - 1/4 - 12	1-3/4	–28	072A	—	—	DM2156-1A	—	—

Plugs

Non-Threaded Plug Choices



Numbered Series
Pages 24 - 26

CP Series
Page 43

Threaded Plug Choices

TPUNF Series
Page 55

BL Series
Page 54

BLM Series
Page 55

BLWF Series
Page 57

Your Application			Non-Threaded Plug Choices		Threaded Plug Choices			
Thread Size	Tube Size	Fitting Size	Numbered Series	CP Series	TPUNF Series	BL Series	BLM Series	BLWF Series
5/16 - 24	1/8	–2	005A	CP5A	10709A	—	—	—
3/8 - 24	3/16	–3	007A	CP7A	10692A	—	—	—
7/16 - 20	1/4	–4	008A	CP8A	10763A	BL3A	BLM3B	BLWF100A
1/2 - 20	5/16	–5	010A	CP10A	10696A	B4A	BLM4B	BLWF105A
9/16 - 18	3/8	–6	013A	CP14A	10668A	BL5A	BLM5B	BLWF110A
5/8 - 18	3/8	—	014A	CP15B	10940A	B6A	BLM6B	—
3/4 - 16	1/2	–8	021A	CP19A	10575A	BL7A	BLM7B	BLWF115A
7/8 - 14	5/8	–10	026A	CP24A	10326A	BL8A	BLM8B	BLWF120A
1 - 14	—	—	030A	CP31A	12785A	B9A	BLM9B	—
1 - 1/16 - 12	3/4	–12	035A	CP35A	10460A	BL10A	BLM10B	BLWF125A
1 - 3/16 - 12	7/8	–13	041A	CP40A	11506A	BL11A	BLM11B	BLWF130A
1 - 5/16 - 12	1	–16	044A	CP44A	10671A	BL12A	BLM12B	BLWF135A
1 - 5/8 - 12	1 - 1/4	–20	052A	CP55A	11752A	BL13A	BLM13B	BLWF140A
2 - 1/4 - 12	1 - 3/4	–28	066A	CP61A	—	—	—	—

Threaded NPT Fittings

Caps

Numbered Series
Pages 24 - 26

Y Series
Page 34

DM Series
Pages 29 - 30

ECS Series
Page 33

Your Application				
To Cap NPT Thread Size	Numbered Series	Y Series	DM Series	ECS Series
1/8	011A	Y1/8A	DM0375-1/2A	ECS0125A
1/4	018A	Y1/4A	DM0500-1/2A	ECS0250A
3/8	022A	Y3/8A	DM0625-1/2A	ECS0375A
1/2	028A	Y1/2A	DM0843-1A	ECS0500A
3/4	040A	Y3/4A	DM1000-1A	ECS0750A
1	045A	Y1A	DM1250-1A	ECS1000A
1 - 1/4	056A	Y1 - 1/4A	DM1875-1A	ECS1250A
1 - 1/2	060A	Y1 - 1/2A	DM2375-1A	ECS1500A
2	071A	Y2A	DM2750-1A	ECS2000A

Plugs

Numbered Series
Pages 24 - 26

CP Series
Page 43

R Series
Page 58

PFP Series
Page 58

Your Application				
To Plug NPT Thread Size	Numbered Series	CP Series	R Series	PFP Series
1/8	008A	CP8A	R1/8A	PFP1/8A
1/4	011A	CP11A	R1/4A	PFP1/4A
3/8	017A	—	R3/8A	PFP3/8A
1/2	023A	CP23A	R1/2A	PFP1/2A
3/4	035A	CP35A	R3/4A	PFP3/4A
1	042A	CP44A	R1A	PFP1A
1 - 1/4	054A	CP55A	R1 - 1/4A	—
1 - 1/2	057A	CP57A	R1 - 1/2A	—
2	066A	—	R2A	—

Metric Threads

Caps



Numbered Series Pages 24 - 26 | DM Series Pages 29 - 30 | A & AR Series Page 28 | TC Metric Series Page 39

Your Application Thread Size	Numbered Series	DM Series	A & AR Series	TC Metric Series
M4	004A	DM0148-1/2A	A5/32W/RA	—
M5	005A	DM0187-1/2A	—	—
M6	006A	DM0224-1/2A	—	—
M8 x 1	009A	DM0304-1/2A	A5/16W/RA	12100A
M10 x 1	012A	DM0375-1/2A	AR100A	12101A
M12 x 1	014A	DM0460-1/2A	A1/2BA	12102A
M12 x 1.5	1015A	DM0460-1/2A	A1/2BA	12103A
M14 x 1.5	018A	DM0531-1/2A	—	12104A
M16 x 1.5	022A	DM0600-1A	A5/8W/RA	12105A
M18 x 1.5	027A	DM0687-1A	A11/16W/RA	12106A
M20 x 1.5	030A	DM0750-1A	AR125A	12107A
M22 x 1.5	035A	DM0843-1A	AR130A	12108A
M24 x 1.5	040A	DM0937-1A	A15/16A	12109A
M25 x 1.5	041A	—	A63/64A	12110A
M26 x 1.5	041A	DM1000-1A	A1W/RA	12111A
M27	042A	DM1062-1A	A1-1/16W/RA	—
M28 x 1.5	044A	DM1090-1A	—	12967A
M30 x 2	1050A	DM1125-1A	—	12122A
M35	051A	DM1375-1A	A1-3/8A	—
M39	055A	DM1500-1A	A1-1/2A	—
M42 x 2	056A	DM1625-1A	A1-5/8A	12124A
M45	058A	DM1750-1A	A1-3/4A	—
M48	064A	DM1875-1A	A1-7/8A	—
M52 x 2	1085A	DM2125-1A	—	12126A
M58	075A	DM2250-1A	A2-1/4A	—

Plugs

Numbered Series Pages 24 - 26 | BP Series Pages 41 | TP Metric Series Page 59 | TSSP Series Page 57 | SF Series Page 51

Your Application Thread Size	Numbered Series	BP Series	TP Metric	TSSP Series	SF Series
M6	002A	BP1012A	—	—	—
M8 x 1	005A	BP1018A	12011A	462836A	—
M10 x 1	007A	BP1026A	12012A	462837A	10530A
M12 x 1	010A	BP1038A	12013A	—	12363A
M12 x 1.5	009A	BP1034A	12017A	462838A	12363A
M14 x 1.5	012A	BP1044A	12018A	462839A	12363A
M16 x 1.5	015A	BP1056A	12019A	462840A	12364A
M18 x 1.5	018A	BP1060A	10458A	462841A	10314B
M20 x 1.5	022A	BP1068A	12020A	462842A	12365A
M22 x 1.5	026A	BP1074A	10128A	462843A	12366A
M24 x 1.5	028A	BP1086A	12021A	—	12621A
M26 x 1.5	030A	BP1092A	12023A	—	12367A
M27	035A	BP1100A	—	—	—
M28	040A	BP1102A	—	—	12368A
M30	041A	BP1106A	—	—	—
M32	044A	BP1112A	—	—	12369A
M33	044A	BP1114A	—	—	—
M36 x 2	045A	BP1116A	—	—	12622A
M38	048A	BP1126A	—	—	—
M42 x 2	053A	BP1134A	—	—	12598A
M52 x 2	1080A	BP1142A	—	—	—

Caps

Non-Threaded Studs

Numbered Series Pages 24 - 26 | A Series Page 28 | DM Series 29 - 30

To Cap OD in	dec.	mm	Numbered Series	A Series	DM Series
1/8	0.125	3.17	002A	A1/8W/RA	DM0125-1/2A
3/16	0.187	4.75	005A	A3/16W/RA	DM0187-1/2A
1/4	0.250	6.35	007A	A1/4W/RA	DM0250-1/2A
5/16	0.312	7.92	009A	A5/16W/RA	DM0313-1/2A
3/8	0.375	9.53	011A	A3/8W/RA	DM0375-1/2A
7/16	0.437	11.10	014A	A7/16W/RA	DM0437-1/2A
1/2	0.500	12.70	1020A	A1/2W/RA	DM0500-1A
9/16	0.562	14.27	020A	A9/16W/RA	DM0562-1A
5/8	0.625	15.88	022A	A5/8W/RA	DM0625-1A
11/16	0.687	17.45	026A	A11/16W/RA	DM0687-1A
3/4	0.750	19.05	028A	A3/4W/RA	DM0750-1A
13/16	0.812	20.62	031A	A13/16W/RA	DM0812-1A
7/8	0.875	22.23	039A	A7/8W/RA	DM0875-1A
15/16	0.937	23.80	040A	A15/16A	DM0937-1A
1	1.000	25.40	041A	A1W/RA	DM1000-1A
1 - 1/16	1.062	26.97	042A	A1-1/16W/RA	DM1062-1A
1 - 1/8	1.125	28.58	1040A	A1-1/8A	DM1125-1A
1 - 3/16	1.187	30.15	045A	A1-3/16W/RA	DM1187-1A
1 - 1/4	1.250	31.75	048A	A1-1/4A	DM1250-1A
1 - 5/16	1.312	33.32	051A	A1-5/16W/RA	DM1312-1A
1 - 3/8	1.375	34.93	052A	A1-3/8A	DM1375-1A
1 - 7/16	1.437	36.50	053A	A1-7/16A	DM1437-1A
1 - 1/2	1.500	38.10	055A	A1-1/2A	DM1500-1A
1 - 9/16	1.562	39.67	055A	A1-9/16A	—
1 - 5/8	1.625	41.28	056A	A1-5/8A	DM1625-1A
1 - 11/16	1.687	42.85	057A	A1-11/16A	DM1687-1A
1 - 3/4	1.750	44.45	059A	A1-3/4A	DM1750-1A
1 - 13/16	1.812	46.02	060A	—	DM1812-1A
1 - 7/8	1.875	47.63	062A	A1-7/8A	DM1875-1A
1 - 15/16	1.937	49.20	063A	—	DM1937-1A
2	2.000	50.80	065A	A2A	DM2000-1A

Plugs

Non-Threaded Holes

Numbered Series Pages 24 - 26 | FT Series Page 42 | CP Series Page 43

To Plug ID in	dec.	mm	Numbered Series	FT Series	CP Series
1/8	0.125	3.17	001A	10874A	—
3/16	0.187	4.75	1000A	12665A	—
1/4	0.250	6.35	003A	12667A	CP4A
5/16	0.312	7.92	006A	12668A	CP6A
3/8	0.375	9.53	008A	12670A	CP8A
7/16	0.437	11.10	010A	12671A	CP10A
1/2	0.500	12.70	012A	12673A	CP12A
9/16	0.562	14.27	014A	12675A	CP14A
5/8	0.625	15.88	017A	12677A	CP16A
11/16	0.687	17.45	020A	12679A	CP19A
3/4	0.750	19.05	023A	12680A	CP23A
13/16	0.812	20.62	026A	12683A	CP24A
7/8	0.875	22.23	028A	12684A	CP29A
15/16	0.937	23.80	030A	12686A	CP31A
1	1.000	25.40	035A	12688A	CP35A
1 - 1/16	1.062	26.97	040A	12689A	CP37A
1 - 1/8	1.125	28.58	041A	12691A	CP40A
1 - 3/16	1.187	30.15	042A	12692A	CP42A
1 - 1/4	1.250	31.75	044A	—	CP44A
1 - 5/16	1.312	33.32	045A	—	CP46A
1 - 3/8	1.375	34.93	1055A	—	CP49A
1 - 7/16	1.437	36.50	048A	—	CP49A
1 - 1/2	1.500	38.10	051A	—	CP51A
1 - 9/16	1.562	39.67	052A	12693A	CP55A
1 - 5/8	1.625	41.28	055A	—	CP56A
1 - 11/16	1.687	42.85	056A	—	CP56A
1 - 3/4	1.750	44.45	1065A	—	CP59A
1 - 13/16	1.812	46.02	057A	12694A	CP59A
1 - 7/8	1.875	47.63	1070A	—	CP57A
1 - 15/16	1.937	49.20	1075A	—	CP57A
2	2.000	50.80	1080A	—	—

HIGH TEMPERATURE MASKING



HIGH TEMPERATURE CAPS 68-71

HIGH TEMPERATURE TUBING 72-73

HIGH TEMPERATURE PLUGS 74-81

MASKING TAPES 82

MASKING DISCS 83

MASKING HOOKS 84

MASKING MATERIAL OPTIONS 85

APPLICATION WIZARDS.....86-87

HIGH TEMPERATURE MASKING

HIGH TEMPERATURE CAPS

DM(HT) Series
High Temperature Vinyl Caps

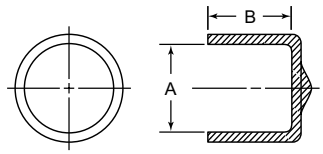

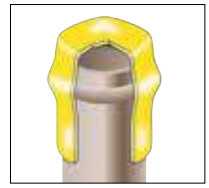

Specifications:
- Material: High Temperature Soft Vinyl 425°F (218°C)
- Color: Yellow
- Hardness: Durameter of 85 +/–2
- For lower temperature Black Vinyl Caps & Plugs, see pages 29 - 30

Features:
- Excellent chemical resistance
- Economical solution for one-time uses
- Applications: Powder Coating, E-Coating, Plating and General Paint Lines

See pages 86 and 87 for Application Wizards

A = To Fit		Item No. by Length of Cap (B Dimension)			Bulk Pack Qty		
in	mm	1/2" (12.70 mm)	1" (24.4 mm)	1-1/2" (38.1 mm)	1/2"	1"	1-1/2"
0.078	2.0	DM0080-1/2B	DM0080-1B	—	5000	5000	—
0.094	2.4	DM0093-1/2C	DM0093-1B	—	5000	5000	—
0.109	2.8	DM0110-1/2C	DM0110-1C	—	5000	5000	—
0.125	3.2	DM0125-1/2D	DM0125-1D	—	5000	5000	—
0.141	3.6	DM0140-1/2D	DM0140-1C	DM0140-1-1/2B	5000	5000	5000
0.148	3.8	DM0148-1/2B	DM0148-1B	DM0148-1-1/2B	5000	5000	5000
0.156	4.0	DM0156-1/2E	DM0156-1C	DM0156-1-1/2B	5000	5000	5000
0.172	4.4	DM0172-1/2D	DM0172-1C	DM0172-1-1/2B	5000	5000	5000
0.180	4.6	DM0180-1/2B	DM0180-1C	DM0180-1-1/2B	5000	5000	5000
0.187	4.8	DM0187-1/2C	DM0187-1E	DM0187-1-1/2B	5000	5000	5000
0.203	5.2	DM0203-1/2C	DM0203-1B	DM0203-1-1/2B	5000	5000	5000
0.207	5.3	DM0207-1/2G	DM0207-1B	DM0207-1-1/2C	5000	5000	5000
0.218	5.5	DM0218-1/2B	DM0218-1B	DM0218-1-1/2B	5000	5000	5000
0.224	5.7	DM0224-1/2B	DM0224-1B	DM0224-1-1/2B	5000	5000	5000
0.230	5.8	DM0230-1/2B	DM0230-1C	DM0230-1-1/2B	5000	7500	5000
0.234	6.0	DM0234-1/2D	DM0234-1D	DM0234-1-1/2C	5000	5000	3000
0.240	6.1	DM0240-1/2E	DM0240-1C	DM0240-1-1/2C	5000	5000	5000
0.250	6.4	DM0250-1/2E	DM0250-1D	DM0250-1-1/2B	5000	5000	5000
0.281	7.1	DM0281-1/2D	DM0281-1C	DM0281-1-1/2C	5000	5000	5000
0.290	7.4	DM0290-1/2B	DM0290-1B	DM0290-1-1/2B	5000	5000	5000
0.304	7.7	DM0304-1/2B	DM0304-1C	DM0304-1-1/2B	5000	5000	2500
0.313	7.9	DM0313-1/2E	DM0313-1F	DM0313-1-1/2C	5000	5000	4000
0.343	8.7	DM0343-1/2C	DM0343-1C	DM0343-1-1/2B	5000	5000	4000
0.360	9.1	DM0360-1/2B	DM0360-1C	DM0360-1-1/2B	5000	5000	2500
0.375	9.5	DM0375-1/2D	DM0375-1F	DM0375-1-1/2D	5000	5000	2500
0.406	10.3	DM0406-1/2C	DM0406-1E	DM0406-1-1/2E	5000	5000	5000
0.437	11.1	DM0437-1/2J	DM0437-1E	DM0437-1-1/2E	5000	5000	4000
0.460	11.7	DM0460-1/2B	DM0460-1B	DM0460-1-1/2B	5000	3000	1500
0.470	11.9	DM0470-1/2C	DM0470-1D	DM0470-1-1/2E	5000	5000	3000
0.490	12.5	DM0490-1/2B	DM0490-1B	DM0490-1-1/2B	5000	3000	1500
0.500	12.7	DM0500-1/2F	DM0500-1E	DM0500-1-1/2F	5000	5000	2500
0.523	13.3	DM0523-1/2B	DM0523-1B	DM0523-1-1/2B	5000	2500	2500
0.531	13.5	DM0531-1/2D	DM0531-1C	DM0531-1-1/2C	5000	5000	2500
0.544	13.8	DM0544-1/2B	DM0544-1C	DM0544-1-1/2C	5000	5000	2500
0.562	14.3	DM0562-1/2F	DM0562-1D	DM0562-1-1/2E	5000	2500	3000
0.587	14.9	DM0587-1/2B	DM0587-1B	DM0587-1-1/2B	5000	2500	1200
0.600	15.2	DM0600-1/2B	DM0600-1B	DM0600-1-1/2B	5000	2000	1200
0.625	15.9	DM0625-1/2E	DM0625-1F	DM0625-1-1/2E	5000	2500	1250
0.640	16.3	DM0640-1/2B	DM0640-1B	DM0640-1-1/2B	5000	5000	2500
0.665	16.9	DM0665-1/2B	DM0665-1B	DM0665-1-1/2B	5000	2500	2500
0.687	17.5	DM0687-1/2D	DM0687-1E	DM0687-1-1/2B	5000	2500	1500
0.725	18.4	DM0725-1/2B	DM0725-1B	DM0725-1-1/2B	5000	2500	1000
0.750	19.1	DM0750-1/2F	DM0750-1F	DM0750-1-1/2D	5000	2500	500
0.812	20.6	DM0812-1/2E	DM0812-1D	DM0812-1-1/2D	2500	2500	1000
0.843	21.4	DM0843-1/2B	DM0843-1B	DM0843-1-1/2B	5000	2500	1200
0.875	22.2	DM0875-1/2D	DM0875-1E	DM0875-1-1/2B	5000	2500	1250
0.937	23.8	DM0937-1/2C	DM0937-1J	DM0937-1-1/2C	2500	2500	1000
0.985	25.0	DM0985-1/2B	DM0985-1B	DM0985-1-1/2B	2500	1500	1250
1.000	25.4	DM1000-1/2D	DM1000-1E	DM1000-1-1/2F	2500	2000	1250
1.062	27.0	DM1062-1/2D	DM1062-1E	DM1062-1-1/2B	3000	1500	1250
1.090	27.7	DM1090-1/2B	DM1090-1B	DM1090-1-1/2B	2000	1000	500
1.125	28.6	DM1125-1/2B	DM1125-1D	DM1125-1-1/2C	1000	1000	500
1.187	30.2	DM1187-1/2B	DM1187-1B	DM1187-1-1/2B	2500	1000	1000

(Continued on next page >)

HIGH TEMPERATURE CAPS

DM(HT) Series (Continued)
High Temperature Vinyl Caps

See pages 86 and 87 for Application Wizards

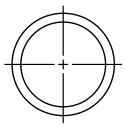

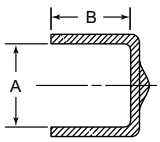

A = To Fit		Item No. by Length of Cap (B Dimension)			Bulk Pack Qty		
in	mm	1/2" (12.70 mm)	1" (24.4 mm)	1-1/2" (38.1 mm)	1/2"	1"	1-1/2"
1.250	31.8	DM1250-1/2C	DM1250-1D	DM1250-1-1/2C	2500	1000	700
1.312	33.3	DM1312-1/2B	DM1312-1B	DM1312-1-1/2B	2000	1000	500
1.375	34.9	DM1375-1/2B	DM1375-1D	DM1375-1-1/2E	2000	1000	650
1.437	36.5	DM1437-1/2B	DM1437-1B	DM1437-1-1/2B	1000	1000	600
1.500	38.1	DM1500-1/2C	DM1500-1E	DM1500-1-1/2C	1000	1000	600
1.593	40.5	DM1593-1/2B	DM1593-1B	DM1593-1-1/2B	1700	1000	500
1.625	41.3	DM1625-1/2D	DM1625-1H	DM1625-1-1/2B	500	750	500
1.687	42.9	DM1687-1/2B	DM1687-1B	DM1687-1-1/2B	1000	500	400
1.750	44.5	DM1750-1/2C	DM1750-1D	DM1750-1-1/2E	1000	500	500
1.812	46.0	DM1812-1/2B	DM1812-1B	DM1812-1-1/2B	1000	500	400
1.875	47.6	DM1875-1/2C	DM1875-1D	DM1875-1-1/2F	700	625	400
1.937	49.2	DM1937-1/2B	DM1937-1B	DM1937-1-1/2B	1000	550	400
2.000	50.8	DM2000-1/2C	DM2000-1E	DM2000-1-1/2E	1000	550	400
2.125	54.0	DM2125-1/2B	DM2125-1B	DM2125-1-1/2B	500	400	300
2.156	54.8	DM2156-1/2B	DM2156-1B	DM2156-1-1/2B	1000	550	250
2.250	57.2	DM2250-1/2B	DM2250-1C	DM2250-1-1/2B	250	500	300
2.375	60.3	DM2375-1/2B	DM2375-1C	DM2375-1-1/2C	500	350	250
2.460	62.5	DM2460-1/2B	DM2460-1B	DM2460-1-1/2B	1000	350	200
2.500	63.5	DM2500-1/2C	DM2500-1B	DM2500-1-1/2B	500	300	200
2.625	66.7	DM2625-1/2B	DM2625-1B	DM2625-1-1/2D	500	250	250
2.687	68.3	DM2687-1/2B	DM2687-1B	DM2687-1-1/2B	400	250	200
2.750	69.9	DM2750-1/2B	DM2750-1B	DM2750-1-1/2B	500	250	250
2.875	73.0	DM2875-1/2B	DM2875-1B	DM2875-1-1/2B	500	250	200
3.000	76.2	DM3000-1/2B	DM3000-1D	DM3000-1-1/2B	500	300	200
1.812	46.0	DM1812-1/2B	DM1812-1B	DM1812-1-1/2B	1000	500	400
1.875	47.6	DM1875-1/2C	DM1875-1D	DM1875-1-1/2F	700	625	400
1.937	49.2	DM1937-1/2B	DM1937-1B	DM1937-1-1/2B	1000	550	400
2.000	50.8	DM2000-1/2C	DM2000-1E	DM2000-1-1/2E	1000	550	400
2.125	54.0	DM2125-1/2B	DM2125-1B	DM2125-1-1/2B	500	400	300
2.156	54.8	DM2156-1/2B	DM2156-1B	DM2156-1-1/2B	1000	550	250
2.250	57.2	DM2250-1/2B	DM2250-1C	DM2250-1-1/2B	250	500	300
2.375	60.3	DM2375-1/2B	DM2375-1C	DM2375-1-1/2C	500	350	250
2.460	62.5	DM2460-1/2B	DM2460-1B	DM2460-1-1/2B	1000	350	200
2.500	63.5	DM2500-1/2C	DM2500-1B	DM2500-1-1/2B	500	300	200
2.625	66.7	DM2625-1/2B	DM2625-1B	DM2625-1-1/2D	500	250	250
2.687	68.3	DM2687-1/2B	DM2687-1B	DM2687-1-1/2B	400	250	200
2.750	69.9	DM2750-1/2B	DM2750-1B	DM2750-1-1/2B	500	250	250
2.875	73.0	DM2875-1/2B	DM2875-1B	DM2875-1-1/2B	500	250	200
3.000	76.2	DM3000-1/2B	DM3000-1D	DM3000-1-1/2B	500	300	200
3.125	79.4	—	DM3125-1B	DM3125-1-1/2B	—	250	150
3.250	82.6	—	DM3250-1B	DM3250-1-1/2B	—	100	100
3.375	85.7	—	DM3375-1B	DM3375-1-1/2B	—	200	150
3.500	88.9	—	DM3500-1B	DM3500-1-1/2B	—	175	100
3.625	92.1	—	DM3625-1B	DM3625-1-1/2B	—	150	100
3.750	95.3	—	DM3750-1B	DM3750-1-1/2B	—	100	100
3.825	97.2	—	DM3825-1C	DM3825-1-1/2B	—	150	100
3.875	98.4	—	DM3875-1B	DM3875-1-1/2B	—	100	100
4.000	101.6	—	DM4000-1B	DM4000-1-1/2B	—	150	100
4.125	104.8	—	DM4125-1B	DM4125-1-1/2B	—	100	100
4.187	106.3	—	DM4187-1B	DM4187-1-1/2B	—	100	100
4.250	108.0	—	DM4250-1B	DM4250-1-1/2B	—	150	100
4.375	111.1	—	DM4375-1B	DM4375-1-1/2B	—	100	50
4.500	114.3	—	DM4500-1B	DM4500-1-1/2B	—	150	75
4.750	120.7	—	DM4750-1B	DM4750-1-1/2B	—	85	100
5.000	127.0	—	DM5000-1C	DM5000-1-1/2B	—	125	50
5.187	131.7	—	DM5187-1B	DM5187-1-1/2B	—	50	50
5.375	136.5	—	DM5375-1B	DM5375-1-1/2B	—	100	50
5.500	139.7	—	DM5500-1B	DM5500-1-1/2B	—	50	50
5.750	146.1	—	DM5750-1B	DM5750-1-1/2B	—	50	50
6.000	152.4	—	DM6000-1B	DM6000-1-1/2B	—	50	50
6.250	158.8	—	DM6250-1B	DM6250-1-1/2B	—	50	50
6.500	165.1	—	DM6500-1B	DM6500-1-1/2B	—	50	50
6.750	171.5	—	DM6750-1B	DM6750-1-1/2B	—	25	50
7.000	177.8	—	DM7000-1B	DM7000-1-1/2B	—	25	25
7.250	184.2	—	DM7250-1B	DM7250-1-1/2B	—	50	50
7.500	190.5	—	DM7500-1B	DM7500-1-1/2B	—	50	25
7.750	196.9	—	DM7750-1B	DM7750-1-1/2B	—	50	50
8.000	203.2	—	DM8000-1B	DM8000-1-1/2B	—	50	25

HIGH TEMPERATURE CAPS

SC Series
Straight Masking Caps

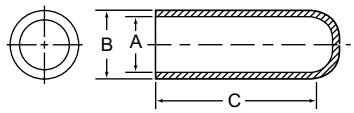

See pages 86 and 87 for Application Wizards

Specifications:
- Silicone Silicone 600°F (316°C)
- EPDM 425°F (218°C)
- Hardness: Durometer (Shore A) 55 ± 5
- Color: See Table

Features:
- Excellent sealing due to flexible material
- Masking for studs and tube ends
- Although designed as a cap, can be used to plug holes if inverted
- Silicone: premium masking material (due to high temperature and chemical resistance) can be used multiple times; available in natural and mixed colors for color coding applications
- EPDM: a more economical material with reduced heat resistance; also reusable
- Applications: Powder Coating, E-Coating, Plating, Anodizing and Blasting

LINE EXTENSION

Item No.	Item No. Color		Item No.	Caps Std Threads		A		B		C		Bulk Pack Qty	Color Bulk Pack Qty
Silicone Natural	Silicone	Color	EPDM Black	UNC	M	in	mm	in	mm	in	mm		
SC002005A	—	—	SC002005B	—	—	0.020	0.5	0.140	3.6	0.500	12.7	1000	—
SC003505A	—	—	SC003505B	—	—	0.035	0.9	0.130	3.3	0.500	12.7	1000	—
SC004007A	—	—	SC004007B	—	—	0.040	1.0	0.130	3.3	0.750	19.1	1000	—
SC006207A	—	—	SC006207C	—	—	0.062	1.6	0.152	3.9	0.750	19.1	1000	—
—	• SC006210	Blue	—	—	—	0.062	1.6	0.152	3.9	1.000	25.4	—	1000
SC007010A	—	—	SC007010B	2-56	M2	0.070	1.8	0.160	4.1	1.000	25.4	1000	—
SC008007A	—	—	SC008007B	—	—	0.080	2.0	0.200	5.1	0.750	19.1	1000	—
SC009307A	—	—	SC009307B	3-48	—	0.093	2.4	0.193	4.9	0.750	19.1	1000	—
—	• SC009310	White		3-48	—	0.093	2.4	0.193	4.9	1.000	25.4	—	1000
SC010005A	—	—	SC010005B	4-40	—	0.100	2.5	0.200	5.1	0.500	12.7	1000	—
SC010010A	• SC010010	Green	SC010010C	4-40	—	0.100	2.5	0.200	5.1	1.000	25.4	1000	1000
SC010907A	• SC010907	Grey	SC010907C	5-40	M3	0.109	2.8	0.209	5.3	0.750	19.1	1000	1000
SC012510A	—	—	SC012510C	6-32	—	0.125	3.2	0.225	5.7	1.000	25.4	1000	—
SC014010A	• SC014010	White	SC014010C	—	—	0.140	3.6	0.260	6.6	1.000	25.4	1000	1000
SC014810A	• SC014810	Pink	SC014810C	—	M4	0.148	3.8	0.248	6.3	1.000	25.4	1000	1000
SC015605A	—	—	SC015605B	8-32	M4	0.156	4.0	0.276	7.0	0.500	12.7	1000	—
SC015610A	• SC015610	Yellow	SC015610C	8-32	M4	0.156	4.0	0.276	7.0	1.000	25.4	1000	1000
SC017205A	—	—	SC017205B	10-24	—	0.172	4.4	0.292	7.4	0.500	12.7	1000	—
SC017210A	• SC017210	Blue	SC017210B	—	—	0.172	4.4	0.292	7.4	1.000	25.4	1000	1000
SC018010A	—	—	SC018010C	—	—	0.180	4.6	0.300	7.6	1.000	25.4	1000	—
SC018705A	—	—	SC018705B	12-24	M5	0.187	4.7	0.307	7.8	0.500	12.7	1000	—
SC018710A	—	—	SC018710B	12-24	M5	0.187	4.7	0.307	7.8	1.000	25.4	1000	—
SC018715A	—	—	SC018715B	12-24	M5	0.187	4.7	0.307	7.8	1.500	38.1	1000	—
SC019705A	—	—	SC019705B	—	—	0.197	5.0	0.317	8.1	0.500	12.7	1000	—
SC021810A	—	—	SC021810B	—	—	0.218	5.5	0.338	8.6	1.000	25.4	1000	—
SC022310A	—	—	SC022310B	—	M6	0.223	5.7	0.343	8.7	1.000	25.4	1000	—
SC022315A	• SC022315	Pink	SC022315B	—	M6	0.223	5.7	0.343	8.7	1.500	38.1	1000	1000
SC023405A	—	—	SC023405B	1/4-20	—	0.234	5.9	0.354	9.0	0.500	12.7	1000	—
SC023410A	• SC023410	Green	SC023410C	1/4-20	—	0.234	5.9	0.354	9.0	1.000	25.4	1000	1000
SC02341125A	—	—	SC02341125B	1/4-20	—	0.234	5.9	0.354	9.0	1.125	28.6	1000	—
SC023415A	—	—	SC023415B	1/4-20	—	0.234	5.9	0.354	9.0	1.500	38.1	1000	—
SC025010A	• SC025010	Grey	SC025010C	—	—	0.250	6.3	0.370	9.4	1.000	25.4	1000	1000
SC025015A	—	—	SC025015B	—	—	0.250	6.3	0.370	9.4	1.500	38.1	1000	—
SC028110A	• SC028110	Blue	SC028110B	5/16-18	—	0.281	7.1	0.401	10.2	1.000	25.4	1000	500
SC029505A	—	—	SC029505B	—	M8	0.295	7.5	0.415	10.5	0.500	12.7	1000	—
SC029510A	—	—	SC029510B	—	M8	0.295	7.5	0.415	10.5	1.000	25.4	1000	—
SC029515A	—	—	SC029515C	—	M8	0.295	7.5	0.415	10.5	1.500	38.1	1000	—
SC029517A	—	—	SC029517B	—	M8	0.295	7.5	0.415	10.5	1.750	44.5	1000	—
SC031210A	• SC031210	White	SC031210C	—	—	0.312	7.9	0.432	11.0	1.000	25.4	1000	500
SC031215A	—	—	SC031215B	—	—	0.312	7.9	0.432	11.0	1.500	38.1	1000	—
SC034010A	• SC034010	Pink	SC034010B	—	—	0.340	8.6	0.460	11.7	1.000	25.4	1000	500
SC035515A	—	—	SC035515B	3/8-14	—	0.355	9.0	0.475	12.1	1.500	38.1	1000	—
SC037510A	• SC037510	Yellow	SC037510B	—	M10	0.375	9.5	0.495	12.6	1.000	25.4	1000	500
SC037515A	—	—	SC037515C	—	M10	0.375	9.5	0.495	12.6	1.500	38.1	1000	—
SC040610A	• SC040610	Blue	SC040610B	7/16-14	—	0.406	10.3	0.526	13.4	1.000	25.4	1000	250
SC043710A	• SC043710	Grey	SC043710B	—	—	0.437	11.1	0.557	14.2	1.000	25.4	500	250
SC045615A	—	—	SC045615B	—	M12	0.456	11.6	0.576	14.6	1.500	38.1	200	—
SC046810A	• SC046810	White	SC046810C	—	—	0.468	11.9	0.588	14.9	1.000	25.4	200	250
SC048015A	• SC048015	Pink	SC048015B	1/2-13	—	0.480	12.2	0.600	15.2	1.500	38.1	200	250
SC050015A	• SC050015	Green	SC050015C	—	—	0.500	12.7	0.620	15.8	1.500	38.1	200	250
SC053515A	• SC053515	Yellow	SC053515B	9/16-12	M14	0.535	13.6	0.655	16.6	1.500	38.1	200	250
SC056215A	• SC056215	Blue	SC056215B	—	M15	0.562	14.3	0.682	17.3	1.500	38.1	200	250
SC060015A	• SC060015	Grey	SC060015C	5/8-11	M16	0.600	15.2	0.720	18.3	1.500	38.1	200	250
SC062515A	—	—	SC062515B	—	M17	0.625	15.9	0.745	18.9	1.500	38.1	200	—
SC062525A	—	—	SC062525B	—	M17	0.625	15.9	0.745	18.9	2.500	63.5	100	—
SC068715A	• SC068715	Pink	SC068715B	—	—	0.687	17.4	0.807	20.5	1.500	38.1	200	100
SC073015A	• SC073015	Green	SC073015B	3/4-10	M19	0.730	18.5	0.850	21.6	1.500	38.1	200	100
SC075015A	• SC075015	Yellow	SC075015B	—	—	0.750	19.1	0.870	22.1	1.500	38.1	200	100
SC075035A	—	—	SC075035B	—	—	0.750	19.1	0.870	22.1	3.500	88.9	200	—
SC078015A	• SC078015	Blue	SC078015B	—	—	0.780	19.8	0.900	22.9	1.500	38.1	200	100
SC081215A	• SC081215	Grey	SC081215B	—	—	0.812	20.6	0.932	23.7	1.500	38.1	200	100
SC087515A	—	—	SC087515B	—	—	0.875	22.2	0.995	25.3	1.500	38.1	200	—
SC093715A	• SC093715	White	SC093715B	—	M24	0.937	23.8	1.057	26.9	1.500	38.1	100	100
SC097015A	• SC097015	Pink	SC097015B	1-8	M25	0.970	24.6	1.090	27.7	1.500	38.1	100	100
SC100015A	SC100015	Green	SC100015B	—	M27	1.000	25.4	1.120	28.5	1.500	38.1	100	100
SC106215A	—	—	SC106215B	—	—	1.062	26.0	1.182	30.0	1.500	38.1	100	—
SC106220A	• SC106220	Grey	SC106220B	—	—	1.062	26.0	1.182	30.0	2.000	50.8	100	100
SC112515A	• SC112515	Blue	SC112515B	—	M30	1.125	28.6	1.245	31.6	1.500	38.1	100	100
SC118715A	• SC118715	Yellow	SC118715B	—	—	1.187	30.1	1.307	33.2	1.500	38.1	100	100
SC125015A	—	—	SC125015B	1 1/4-7	M33	1.250	31.8	1.370	34.8	1.500	38.1	100	—
SC135017A	• SC135017	White	SC135017B	—	—	1.350	34.3	1.470	37.3	1.750	44.4	100	100
SC150017A	• SC150017	Green	SC150017B	1 1/4-7	M39	1.500	38.1	1.620	41.2	1.750	44.4	100	50
SC162520A	—	—	SC162520B	—	—	1.625	41.3	1.745	44.3	2.000	50.8	100	—
SC175020A	• SC175020	Yellow	SC175020B	1 3/4-5	—	1.750	44.4	1.870	47.5	2.000	50.8	100	50
SC187520A	• SC187520	Grey	SC187520B	—	—	1.875	47.6	1.995	50.7	2.000	50.8	50	50
SC200020A	• SC200020	Blue	SC200020B	2-4 1/2	—	2.000	50.8	2.120	53.9	2.000	50.8	50	50

HIGH TEMPERATURE CAPS

DMPC(HT) Series
High Temperature Vinyl Pull Caps

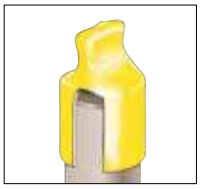

See pages 86 and 87 for Application Wizards

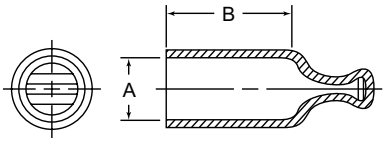

Specifications:
- High Temperature Soft Vinyl 425°F (218°C)
- Color: Yellow
- Hardness: Durameter of 85 +/–2
- Alternative Material: Lower Temp Black Vinyl available (see page 31)

Features:
- Ergonomic finger pull tab for easy removal
- Excellent chemical resistance
- Economical solution for one-time uses
- Applications: Powder Coating, E-Coating, Plating, and General Paint Lines

A = To Fit		Item No. by Length of Cap (B Dimension)			Bulk Pack Qty		
in	mm	1/2" (12.70 mm)	1" (24.4 mm)	1-1/2" (38.1 mm)	1/2"	1"	1-1/2"
0.187	4.8	DMPC0180-1/2B	DMPC0180-1B	—	5000	5000	—
0.218	5.5	DMPC0207-1/2D	DMPC0207-1D	—	5000	5000	—
0.250	6.4	DMPC0240-1/2E	DMPC0240-1C	—	5000	5000	—
0.313	7.9	DMPC0302-1/2G	DMPC0302-1D	DMPC0302-1-1/2B	7500	5000	2500
0.320	8.1	DMPC0320-1/2B	DMPC0320-1B	DMPC0320-1-1/2B	5000	5000	2500
0.343	8.7	DMPC0343-1/2B	DMPC0343-1B	DMPC0343-1-1/2B	5000	3000	2500
0.375	9.5	DMPC0365-1/2E	DMPC0365-1G	DMPC0365-1-1/2B	5000	3000	2000
0.406	10.3	DMPC0396-1/2G	DMPC0396-1D	DMPC0396-1-1/2B	5000	5000	2500
0.420	10.7	DMPC0420-1/2B	DMPC0420-1B	DMPC0420-1-1/2B	5000	5000	2500
0.437	11.1	DMPC0427-1/2F	DMPC0427-1G	DMPC0427-1-1/2C	5000	4000	2500
0.450	11.4	DMPC0450-1/2B	DMPC0450-1B	DMPC0450-1-1/2B	5000	4000	2500
0.472	12.0	DMPC0470-1/2C	DMPC0470-1D	DMPC0470-1-1/2C	5000	4000	2500
0.500	12.7	DMPC0490-1/2D	DMPC0490-1F	DMPC0490-1-1/2D	5000	4000	2000
0.531	13.5	DMPC0521-1/2C	DMPC0521-1C	DMPC0521-1-1/2B	5000	4000	2500
0.562	14.3	DMPC0552-1/2D	DMPC0552-1C	DMPC0552-1-1/2B	2500	2500	2500
0.593	15.1	DMPC0590-1/2C	DMPC0590-1F	DMPC0590-1-1/2B	2500	1900	1500
0.600	15.2	DMPC0600-1/2D	DMPC0600-1C	DMPC0600-1-1/2B	5000	2500	2500
0.625	15.9	DMPC0625-1/2C	DMPC0625-1F	DMPC0625-1-1/2D	2500	1350	1500
0.655	16.6	DMPC0655-1/2D	DMPC0655-1D	DMPC0655-1-1/2B	2000	2500	1500
0.677	17.2	DMPC0677-1/2B	DMPC0677-1C	DMPC0677-1-1/2B	5000	2500	1500
0.687	17.5	DMPC0687-1/2G	DMPC0687-1E	DMPC0687-1-1/2B	2500	2000	1500
0.708	18.0	DMPC0708-1/2B	DMPC0708-1B	DMPC0708-1-1/2B	2500	2000	1500
0.750	19.1	DMPC0740-1/2C	DMPC0740-1D	DMPC0740-1-1/2C	4000	2500	1500
0.812	20.6	DMPC0812-1/2D	DMPC0812-1D	DMPC0812-1-1/2C	2500	2000	750
0.875	22.2	DMPC0865-1/2D	DMPC0865-1B	DMPC0865-1-1/2B	1500	1500	750
0.937	23.8	DMPC0937-1/2B	DMPC0937-1B	DMPC0937-1-1/2B	1500	1500	750
1.000	25.4	DMPC0990-1/2B	DMPC0990-1B	DMPC0990-1-1/2B	1500	1500	750
1.060	26.9	—	DMPC1060-1D	DMPC1060-1-1/2B	—	1000	700
1.125	28.6	—	DMPC1125-1B	DMPC1125-1-1/2B	—	1000	700
1.230	31.8	—	DMPC1230-1B	DMPC1230-1-1/2B	—	1000	700
1.500	38.1	—	DMPC1500-1B	DMPC1500-1-1/2B	—	700	250
1.605	41.3	—	DMPC1605-1B	DMPC1605-1-1/2C	—	550	350

SCE Series
Easy Pull Masking Caps

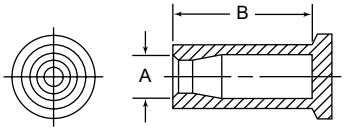



Specifications:
- Natural Silicone 600°F (316°C)
- Black EPDM 425°F (218°C)
- Hardness: Durometer (Shore A) 55 ± 5

Features:
- Wide flange design provides a positive seal and easy removal
- Silicone: premium masking material (due to high temperature and chemical resistance) can be used multiple times
- EPDM: a more economical material with reduced heat resistance; also reusable
- Applications: Powder Coating, E-Coating, Plating, Anodizing and Blasting

To Assure Proper Fit Due to Design Features:

Caps

I.D. of cap "A" dimension should be approx. 10% smaller than O.D. of part to be masked

Item No.		A		B		Bulk Pack Qty
Silicone	EPDM	in	mm	in	mm	
SCE0125A	SCE0125B	0.125	3.2	2.000	50.8	200
SCE0157A	SCE0157B	0.157	4.0	1.180	30.0	500
SCE0187A	SCE0187B	0.187	4.7	1.377	34.0	1000
SCE0236A	SCE0236B	0.236	6.0	1.180	30.0	400
SCE0255A	SCE0255B	0.255	6.5	0.910	23.1	500
SCE0255118A	SCE0255118C	0.255	6.5	1.180	30.0	250
SCE0294A	SCE0294B	0.294	7.5	1.330	33.8	1000
SCE0315A	SCE0315B	0.315	8.0	0.974	24.7	250
SCE0315118A	SCE0315118D	0.315	8.0	1.180	30.0	250
SCE0355A	SCE0355B	0.355	9.0	1.500	38.1	250
SCE0375A	SCE0375B	0.375	9.5	1.421	36.1	250

Item No.		A		B		Bulk Pack Qty
Silicone	EPDM	in	mm	in	mm	
SCE0433A*	SCE0433C	0.433	11.0	1.180	30.0	500
SCE0438A	SCE0438C	0.438	11.1	0.950	24.1	500
SCE0451A	SCE0451B	0.451	11.5	1.215	30.9	200
SCE0485A	SCE0485B	0.485	12.3	1.013	25.7	500
SCE0492118A	SCE0492118B	0.492	12.5	1.180	30.0	200
SCE0531A	SCE0531B	0.531	13.5	1.180	30.0	250
SCE0608A	SCE0608B	0.608	15.4	1.180	30.0	200
SCE0608099A	SCE0608099B	0.608	15.4	0.990	25.1	200
SCE0622A	SCE0622B	0.622	15.8	1.575	40.0	200
SCE0725A	SCE0725B	0.725	18.4	1.500	38.1	100

*** Has 2nd internal rib near closed end of cap**

HIGH TEMPERATURE CAPS

FEC Series
Flexible End Caps

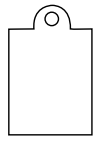

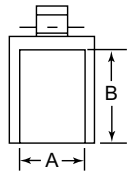

Type 1

Specifications:
- Material: Thermoplastic Elastomer
- Temperature Range: 203°F (95°C)
- Color: Black

Features:
- Flexible material can stretch onto larger diameters for a snug fit
- Good resistance to acids
- Can be used with Masking Hooks on page 86

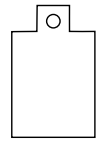

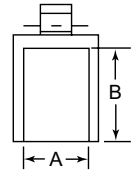

Type 2

Item No.	Type	A		B		Bulk Pack Qty
		in	mm	in	mm	
1340242	2	0.157	4.0	0.945	24.0	10000
12200B	1	0.197	5.0	0.925	23.5	10000
1341946	2	0.236	6.0	0.984	25.0	10000
1287248	2	0.276	7.0	0.945	24.0	10000
1287251	2	0.315	8.0	0.965	24.5	8000
12204B	1	0.354	9.0	0.984	25.0	7000
1341978	2	0.394	10.0	1.161	29.5	5000
1341987	2	0.433	11.0	1.142	29.0	4500
12207B	1	0.472	12.0	1.142	29.0	4000
1341981	2	0.512	13.0	1.142	29.0	3500
12209B	1	0.551	14.0	1.161	29.5	3000
12210B	1	0.591	15.0	1.161	29.5	2500
12211B	1	0.630	16.0	1.102	28.0	2500
12212B	1	0.669	17.0	1.161	29.5	2000

Item No.	Type	A		B		Bulk Pack Qty
		in	mm	in	mm	
12213B	2	0.709	18.0	1.122	28.5	2000
1287245	2	0.748	19.0	1.161	29.5	2000
1341984	2	0.787	20.0	1.122	28.5	1600
12216B	1	0.827	21.0	1.358	34.5	1300
12217B	2	0.866	22.0	1.339	34.0	1200
12218B	2	0.906	23.0	1.358	34.5	1000
1341988	2	0.945	24.0	1.339	34.0	1000
12220B	2	0.984	25.0	1.358	34.5	1000
12221B	2	1.024	26.0	1.358	34.5	900
1222B	2	1.063	27.0	1.319	33.5	900
1287254	2	1.102	28.0	1.319	33.5	800
12224B	2	1.142	29.0	1.378	35.0	800
1287243	2	1.181	30.0	1.358	34.5	600

WC Series
Washer Caps

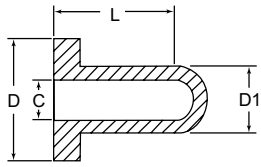

Specifications:
- Natural Silicone 600°F (316°C)
- Black EPDM 425°F (218°C)

Features:
- Designed as a cap with an added washer to mask off grounding
- Although designed as a cap, can be used to plug holes if inverted

Item No.		Caps Std Threads		C		D		D1		L		Bulk Pack Qty
Silicone	EPDM	UN	M	in	mm	in	mm	in	mm	in	mm	
WC0100050A	WC0100050B	#4	M2.5	0.100	2.5	0.500	12.7	0.225	5.7	1.000	25.4	500
WC0125050A	WC0125050B	#6	—	0.125	3.2	0.500	12.7	0.252	6.4	1.000	25.4	500
WC0156050A	WC0156050B	#8	M4	0.156	4.0	0.500	12.7	0.315	8.0	1.000	25.4	500
WC0172050A	WC0172050B	#10	—	0.172	4.4	0.500	12.7	0.382	9.7	1.000	25.4	500
WC0220059A	WC0220059B	—	M6	0.220	5.6	0.590	15.0	0.358	9.1	1.000	25.4	500
WC0240050A	WC0240050B	1/4	—	0.240	6.1	0.500	12.7	0.358	9.1	1.000	25.4	250
WC0295070A	WC0295070B	5/16	M8	0.295	7.5	1.700	17.8	0.413	10.5	1.000	25.4	250
WC0375082A	WC0375082B	3/8	M10	0.375	9.5	0.825	21.0	0.512	13.0	1.500	38.1	250
WC0453098A	WC0453098B	—	M12	0.453	11.5	0.984	25.0	0.650	16.5	1.500	38.1	250
WC0500100A	WC0500100B	1/2	—	0.500	12.7	1.000	25.4	0.606	15.4	1.000	25.4	250
WC0615118A	WC0615118B	5/8	M16	0.615	15.6	1.180	30.0	0.815	20.7	1.500	38.1	100

tel | 800 847 0486 fax | 866 561 6617

HIGH TEMPERATURE TUBING

ST Series
Silicone Tubing

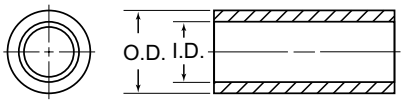

Specifications:
- 600°F (315°C)
- Hardness: Durometer (Shore A) 55 ± 5
- Material: Silicone
- Color: Natural

Features:
- Excellent solution to fit over longer parts where standard caps are too short (can use with cap if required)
- Masking off thru hole, by utilizing the O.D. of silicone tube and pulling it through
- Can be cut to required length (cutting long creates easy pull tab)
- Conforms to irregularities
- Reusable and will not melt or harden
- Applications: Powder Coating, E-Coating, Plating and Anodizing

Item No.	ID		OD		Roll Length		Pack Qty
	in	mm	in	mm	Ft	m	
ST0040A	0.040	1.0	0.165	4.2	100	30.48	1
ST0062A	0.062	1.6	0.187	4.8	100	30.48	1
ST0080A	0.080	2.0	0.205	5.2	100	30.48	1
ST0093A	0.093	2.4	0.218	5.6	100	30.48	1
ST0109A	0.109	2.8	0.234	6.0	100	30.48	1
ST0125A	0.125	3.2	0.250	6.4	100	30.48	1
ST0140A	0.140	3.6	0.265	6.8	100	30.48	1
ST0156A	0.156	4.0	0.281	7.2	100	30.48	1
ST0172A	0.172	4.4	0.297	7.6	100	30.48	1
ST0187A	0.187	4.7	0.312	7.9	100	30.48	1
ST0203A	0.203	5.2	0.328	8.4	100	30.48	1
ST0218A	0.218	5.5	0.343	8.7	100	30.48	1
ST0234A	0.234	5.9	0.359	9.1	100	30.48	1
ST0250A	0.250	6.3	0.375	9.5	100	30.48	1
ST0281A	0.281	7.1	0.406	10.3	50	15.24	1
ST0312A	0.312	7.9	0.437	11.1	50	15.24	1
ST0343A	0.343	8.7	0.468	11.9	50	15.24	1
ST0375A	0.375	9.5	0.500	12.7	50	15.24	1
ST0406A	0.406	10.3	0.531	13.5	50	15.24	1
ST0437A	0.437	11.1	0.562	14.3	50	15.24	1
ST0500A	0.500	12.7	0.625	15.9	50	15.24	1
ST0625A	0.625	15.9	0.750	19.1	50	15.24	1
ST0750A	0.750	19.1	0.875	22.3	50	15.24	1
ST0875A	0.875	22.2	1.000	25.4	50	15.24	1
ST0937A	0.937	23.8	1.062	27.0	50	15.24	1
ST1000A	1.000	25.4	1.125	28.6	50	15.24	1
ST1125A	1.125	28.6	1.250	31.8	25	7.62	1
ST1250A	1.250	31.8	1.375	35.0	25	7.62	1
ST1375A	1.375	34.9	1.500	38.1	25	7.62	1
ST1500A	1.500	38.1	1.625	41.3	25	7.62	1
ST1625A	1.625	41.3	1.750	44.5	25	7.62	1
ST1750A	1.750	44.4	1.875	47.6	25	7.62	1
ST1875A	1.875	47.6	2.000	50.8	25	7.62	1
ST2000A	2.000	50.8	2.125	54.0	25	7.62	1

STFL Series
Flexible Silicone Star Tubing

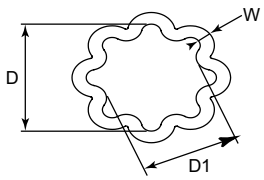

Specifications:
- Silicone 600°F (315°C)
- Color: See Table

Features:
- Flexible enough for each to fit several ranges
- Fits over threaded studs, unthreaded tubes or irregular shapes

See pages 86 and 87 for Application Wizards

Item No.	Color	D		D1		W		Fits Std. Threads	Roll Length		Pack Qty
		in	mm	in	mm	in	mm		Ft	m	
STFL011020A	Red	0.209	5.3	0.110	2.8	0.06	1.5	4 - 40, 6 - 32, 8 - 32, 10 - 24, M4, M5	100	30.48	1
STFL018028A	Yellow	0.287	7.3	0.189	4.8	0.06	1.5	10 - 24, 12 - 24, 1/4 - 20, M5, M6	100	30.48	1
STFL025037A	Clear	0.374	9.5	0.256	6.5	0.06	1.5	5/16 - 18, M8	100	30.48	1
STFL033045A	Blue	0.452	11.5	0.335	8.5	0.06	1.5	3/8 - 16, M10	100	30.48	1
STFL042055A	Green	0.551	14.0	0.421	10.7	0.06	1.5	7/16 - 14, 1/2 - 13, M12, M14	100	30.48	1
STFL050062A	Purple	0.625	15.9	0.500	12.7	0.06	1.5	9/16 - 12, 5/8 - 11	100	30.48	1
STFL062075A	Rust	0.750	19.1	0.625	15.9	0.06	1.5	5/8 - 11, 11/16, M16, M18	50	15.24	1
STFL072087A	Blue	0.875	22.2	0.725	18.4	0.06	1.5	3/4 - 10, 7/8 - 9, M20	50	15.24	1
STFL085100A	White	1.000	25.4	0.850	21.6	0.06	1.5	1 - 8, M20, M24, M25	50	15.24	1
1426282	Natural	1.250	31.7	1.000	25.4	0.06	1.5	1 - 1/4-7,M33	25	7.62	1
1426284	Purple	1.500	38.1	1.250	31.7	0.06	1.5	1 - 1/2-6,M39	25	7.62	1
1426286	Rusty	1.750	44.4	1.500	38.1	0.06	1.5	1 - 3/4 - 5	25	7.62	1
1426288	Orange	2.000	50.8	1.750	44.4	0.06	1.5	2 - 4 - 1/2	25	7.62	1

HIGH TEMPERATURE TUBING

Flexible Silicone Foam Cord

Specifications:
- Silicone Foam 600°F (315°C)
- Color: Natural

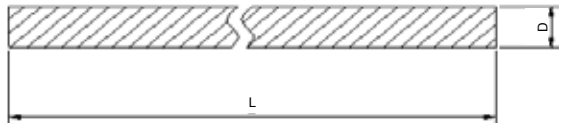

Features:
- Can be used like a gasket to mask off threads, grooves, slots, or keyways
- Can be cut to length and is reusable
- Applications: Powder Coating, E-Coating, Plating and Anodizing

Item No.	D		Roll Length		Pack Qty
	in	mm	Ft	m	
1426383	0.125	3.2	50	15	1
1426385	0.187	4.7	50	15	1
1426387	0.250	6.4	50	15	1
1426389	0.312	7.9	50	15	1
1426391	0.500	12.7	25	7.5	1
1426393	0.625	15.9	25	7.5	1
1426395	0.750	19.1	25	7.5	1
1426397	0.875	22.2	25	7.5	1
1426399	1.000	25.4	25	7.5	1
1426401	1.250	31.8	25	7.5	1
1426403	1.500	38.1	25	7.5	1
1426405	1.750	44.5	25	7.5	1
1426407	2.000	50.8	25	7.5	1

HIGH TEMPERATURE PLUGS

STP Series
Tapered Masking Plugs

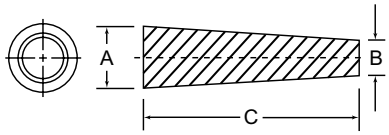

Specifications:
- Silicone 600°F (316°C)
- EPDM 425°F (218°C)
- Hardness: Durometer (Shore A) 55 ± 5
- Color: See Table

Features:
- Plugs threaded or unthreaded holes
- Silicone: premium masking material (due to high temperature rating) can be used multiple times
- Silicone available in natural and mixed colors for color coding applications
- EPDM: reusable, economical material with slightly reduced heat resistance, but superior chemical resistance
- Applications: Powder Coating, E-Coating, Plating and Anodizing
- For Hollow Tapered Masking Plugs see HSTP Series on page 79

To Assure Proper Fit and Easy Handling:

Plugs

We suggest that you select "A" dimension to be approximately 15% larger than the hole diameter



See pages 86 and 87 for Application Wizards

Item No.	Item No. Color		Item No.	Plugs Std Threads		A		B		C		Bulk Pack Qty	Color Bulk Pack Qty
Silicone (Natural)	Silicone	Color	EPDM (Black)	UNC	M	in	mm	in	mm	in	mm		
STP001006A	—	—	STP001006B	—	—	0.062	1.6	0.016	0.4	0.625	15.9	1000	—
STP002007A	—	—	STP002007B	—	—	0.078	2.0	0.020	0.5	0.750	19.1	1000	—
STP003012A	—	—	STP003012B	2-56	M2	0.125	3.2	0.031	0.8	0.625	15.9	1000	—
STP006012A	STP006012	Green	STP006012C	4-40	—	0.125	3.2	0.063	1.6	0.625	15.9	1000	1000
STP006018A	STP006018	Pink	STP006018C	6-32	—	0.187	4.7	0.063	1.6	0.625	15.9	1000	1000
STP006018-07A	—	—	STP006018-07C	8-32	—	0.187	4.7	0.062	1.6	0.750	19.1	1000	—
STP004019-11A	—	—	STP004019-11B	8-32	M4	0.197	5.0	0.049	1.2	1.100	27.9	1000	—
STP006020A	—	—	STP006020D	10-24	M4	0.200	5.1	0.062	1.6	0.750	19.1	1000	—
STP012025A	STP012025	Grey	STP012025D	12-24	M6	0.250	6.3	0.125	3.2	0.750	19.1	1000	1000
STP012025-10A	—	—	STP012025-10C	1/4-20	M6	0.250	6.3	0.125	3.2	1.000	25.4	1000	—
STP001027A	—	—	STP001027B	—	—	0.279	7.1	0.016	0.4	0.984	25.0	1000	—
STP018034A	STP018034	Blue	STP018034D	5/16-18	M8	0.343	8.7	0.187	4.7	0.625	15.9	1000	1000
STP018034-10A	—	—	STP018034-10C	5/16-18	M8	0.343	8.7	0.187	4.7	1.000	25.4	1000	—
STP012037-12A	—	—	STP012037-12B	5/16-18	—	0.375	9.5	0.125	3.2	1.250	31.8	1000	—
STP025037A	STP025037	Yellow	STP025037D	3/8-16	M10	0.375	9.5	0.250	6.3	0.750	19.1	1000	500
STP025043A	—	—	STP025043C	7/16-14	M10	0.437	11.1	0.250	6.3	1.000	25.4	1000	—
STP035047A	—	—	STP035047B	1/2-13	—	0.472	12.0	0.354	9.0	0.708	18.0	500	—
STP012050-20A	—	—	STP012050-20B	—	—	0.500	12.7	0.125	3.2	2.000	50.8	1000	—
STP031050A	—	—	STP031050C	—	M12	0.500	12.7	0.312	7.9	1.000	25.4	200	—
STP039059A	STP039059	Purple	STP039059B	9/16-12	M14	0.590	15.0	0.393	10.0	1.000	25.4	500	250
STP043062A	STP043062	Green	STP043062D	5/8-11	M16	0.625	15.9	0.437	11.1	0.813	20.7	200	250
STP051067A	STP051067	Pink	STP051067E	—	—	0.669	17.0	0.512	13.0	1.000	25.4	200	250
STP055075A	STP055075	Grey	STP055075D	3/4-10	—	0.748	19.0	0.562	14.3	1.000	25.4	200	100
STP062078A	STP062078	Red	STP062078D	—	M20	0.787	20.0	0.625	15.9	1.000	25.4	100	100
STP053079A	—	—	STP053079B	—	—	0.797	20.2	0.538	13.7	0.984	25.0	200	—
STP071094A	STP071094	Yellow	STP071094C	—	—	0.938	23.8	0.719	18.2	1.000	25.4	100	100
STP062094A	—	—	STP062094B	7/8-9	—	0.945	24.0	0.625	15.9	1.000	25.4	100	—
STP075094A	—	—	STP075094C	—	—	0.945	24.0	0.750	19.2	0.750	19.1	100	—
STP078102A	—	—	STP078102B	1-8	—	1.024	26.0	0.787	20.0	1.000	25.4	100	—
STP090106A	STP090106	Green	STP090106C	—	—	1.063	27.0	0.906	23.0	1.000	25.4	100	100
STP094110A	—	—	STP094110C	—	—	1.102	28.0	0.945	24.0	1.000	25.4	100	—
STP109118A	—	—	STP109118B	1-1/8-7	—	1.181	30.0	1.094	27.8	1.000	25.4	50	—
STP102126A	STP102126	Purple	STP102126B	1 1/4-7	—	1.250	31.8	1.031	26.1	1.000	25.4	100	100
STP106134A	—	—	STP106134B	1 3/8-6	—	1.338	34.0	1.063	27.0	1.000	25.4	100	—
STP118145A	STP118145	Blue	STP118145B	1 1/2-6	—	1.456	36.9	1.188	30.2	1.000	25.4	50	100
STP122153A	—	—	STP122153B	—	—	1.535	39.0	1.220	31.0	1.000	25.4	50	—
STP130161A	—	—	STP130161B	—	—	1.614	41.0	1.300	33.0	1.000	25.4	50	—
STP141169A	—	—	STP141169C	—	—	1.693	43.0	1.417	36.0	1.000	25.4	50	—
STP145177A	STP145177	Red	STP145177C	1 3/4-5	—	1.772	45.0	1.457	37.0	1.000	25.4	50	50
STP149181A	—	—	STP149181C	—	—	1.810	46.0	1.496	38.0	1.000	25.4	50	—
STP165196A	—	—	STP165196B	2-4 1/2	—	1.968	50.0	1.653	42.0	1.000	25.4	25	—
STP177208A	—	—	STP177208B	—	—	2.086	53.0	1.770	45.0	1.000	25.4	25	—
STP189220A	STP189220	Blue	STP189220C	—	—	2.203	56.0	1.875	47.6	1.000	25.4	25	25
STP196248A	—	—	STP196248B	—	—	2.480	63.0	1.968	50.0	1.000	25.4	25	—
STP212252A	STP212252	Yellow	STP212252B	—	—	2.500	63.5	2.125	54.0	1.000	25.4	25	25
STP228267A	—	—	STP228267B	—	—	2.677	68.0	2.283	58.0	1.000	25.4	25	—
STP244295A	—	—	STP244295B	—	—	2.953	75.0	2.440	62.0	1.377	35.0	25	—
STP295354A	—	—	STP295354B	—	—	3.543	90.0	2.953	75.0	1.535	39.0	25	—
STP326405A	—	—	STP326405B	—	—	4.055	103.0	3.267	83.0	1.535	39.0	20	—
STP354500A	—	—	STP354500B	—	—	5.000	127.0	3.543	90.0	1.968	50.0	10	—

HIGH TEMPERATURE PLUGS

SFP Series
Flangeless Tapered Plugs

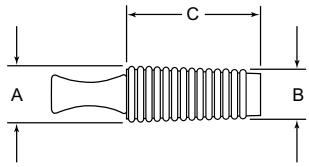

Specifications:
- Silicone 600°F (316°C)
  Hardness: Durometer (Shore A) 55 ± 5
- EPDM 425°F (218°C)
  Hardness: Durometer (Shore A) 50 ± 5
- Color: See Table

Features:
- Protects threaded or unthreaded holes without masking the surrounding areas
- Ergonomically-friendly pull tab allows for easy installation and removal
- Silicone: premium masking material (due to high temperature rating) can be used multiple times
- EPDM: reusable, economical material with slightly reduced heat resistance, but superior chemical resistance
- Applications: Powder Coating, E-Coating, Plating and Anodizing
- For TPR version, see page 49

Item No.		Plug Threads		A		B		C		Bulk Pack Qty
Silicone (Natural)	EPDM (Black)	UN	M	in	mm	in	mm	in	mm	
SFP157236A	SFP157236B	#10 and #12	M4	0.236	6.0	0.157	4.0	1.0	25.4	1000
SFP236315A	SFP236315D	1/4 and 5/16	M6	0.315	8.0	0.236	6.0	1.0	25.4	1000
SFP315394A	SFP315394C	3/8	M8	0.394	10.0	0.315	8.0	1.0	25.4	1000
SFP188415A	SFP188415B	—	—	0.415	10.5	0.188	4.8	1.0	25.4	1000
SFP394472A	SFP394472C	7/16	M10	0.472	12.0	0.394	10.0	1.0	25.4	500
SFP472551A	SFP472551B	1/2	M12	0.551	14.0	0.472	12.0	1.0	25.4	500
SFP551630A	SFP551630C	5/8	M14	0.630	16.0	0.551	14.0	1.0	25.4	200
SFP415641A	SFP415641B	—	—	0.641	16.3	0.415	10.5	1.0	25.4	500
SFP630709A	SFP630709C	11/16	M16	0.709	18.0	0.630	16.0	1.0	25.4	200
SFP709787A	SFP709787C	3/4	M18	0.787	20.0	0.709	18.0	1.0	25.4	200
SFP641868A	SFP641868B	—	—	0.868	22.1	0.641	16.3	1.0	25.4	200
SFP787886A	SFP787886B	7/8	M20	0.886	22.5	0.787	20.0	1.0	25.4	200
SFP886945A	SFP886945C	—	—	0.945	24.0	0.886	22.5	1.0	25.4	200
SFP9541024A	SFP9541024B	1	M24	1.024	26.0	0.945	24.0	1.0	25.4	100
SFP8681094A	SFP8681094B	—	—	1.094	27.8	0.868	22.1	1.0	25.4	100
SFP10241102A	SFP10241102C	—	M25	1.102	28.0	1.024	26.0	1.0	25.4	100
SFP10001125A	SFP10001125B	—	—	1.125	28.5	1.000	25.4	1.0	25.4	100
SFP10941320A	SFP10941320B	—	—	1.320	33.5	1.094	27.8	1.0	25.4	100
SFP11251250A	SFP11251250B	1-1/8	—	1.250	31.8	1.125	28.6	1.0	25.4	100
SFP13201547A	SFP13201547B	1-1/2	—	1.547	39.3	1.320	33.5	1.0	25.4	100
SFP15471774A	SFP15471774B	1-3/4	—	1.774	45.1	1.547	39.3	1.0	25.4	50
SFP17742000A	SFP17742000B	2	M45	2.000	50.8	1.774	45.1	1.0	25.4	50

Multi-Flanged Plugs

Specifications:
- Silicone 600°F (315°C)
- Hardness: Durometer (Shore A) 60 ± 5
- Color: See Table

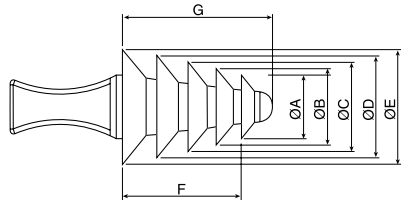

Features:
- Multi-Flange plugs are designed to mask plain or threaded holes
- Part will mask off the hole while allowing painting up to the hole
- Can fit into a range of holes due to the flexible fin design
- Parts are reusable
- Applications: Powder Coating, E-Coating, Plating and Anodizing

		A		B		C		D		E		F		G		Bulk Pack Qty
Item No.	Color	in	mm	in	mm	in	mm	in	mm	in	mm	in	mm	in	mm	
1426291	Blue	0.157	4.0	0.236	6.0	0.315	8.0	0.394	10.0	—	—	0.419	10.6	0.535	13.6	500
1426293	Rusty Red	0.315	8.0	0.394	10.0	0.472	12.0	0.551	14.0	0.630	16.0	0.748	19.0	0.925	23.5	200
1426295	Green	0.394	10.0	0.472	12.0	0.551	14.0	0.630	16.0	0.709	18.0	0.748	19.0	0.945	24.0	200

tel | 800 847 0486 fax | 866 561 6617

HIGH TEMPERATURE PLUGS

SPP Series
Straight Pull Plugs for Thru Holes

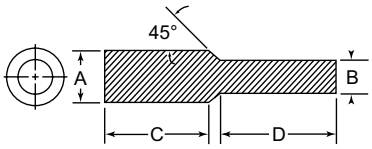

Specifications:
- Natural Silicone 600°F (315°C)
  Hardness: Durometer (Shore A) 55 ± 5
- Black EPDM 425°F (218°C)
  Hardness: Durometer (Shore A) 50 ± 5
- Color: See Table

To Assure Proper Fit:

Plugs

"A" dimension (major I.D.) must be about 4–10% larger than the thru hole to be plugged as the material will stretch during installation for easy insertion

Features:
- Used to mask threaded or non-threaded through holes
- Used by pulling the thin end through the hole, stretching the larger end through the hole then releasing to let it compress and make a tight seal
- Silicone: premium masking material (due to high temperature and chemical resistance) can be used multiple times
- EPDM: reusable, economical material with slightly reduced heat resistance, but superior chemical resistance
- Applications: Powder Coating, E-Coating, Plating and Anodizing

Item No.		Fits Through Holes			A		B		C		D		Bulk Pack Qty
Silicone (Natural)	EPDM (Black)	Unthreaded ID	UN Thread	M Threads	in	mm	in	mm	in	mm	in	mm	
SPP0062A	SPP0062B	—	0-80	—	0.062	1.6	0.047	1.2	0.375	9.5	0.337	8.6	1000
SPP0067A	SPP0067B	—	—	—	0.067	1.7	0.047	1.2	0.625	15.9	0.610	15.5	1000
SPP0073A	SPP0073C	1/16	—	M2	0.073	1.9	0.047	1.2	0.612	15.5	0.590	15.0	1000
SPP0091A	SPP0091C	—	—	—	0.091	2.3	0.062	1.6	0.625	15.9	0.625	15.9	1000
SPP0093A	SPP0093B	—	2-56	—	0.093	2.4	0.062	1.6	0.700	17.8	0.700	17.8	1000
SPP0105A	SPP0105C	—	—	M3	0.105	2.7	0.070	1.8	1.000	25.4	1.000	25.4	1000
SPP0109A	SPP0109C	—	4-40	—	0.109	2.8	0.062	1.6	1.000	25.4	1.000	25.4	1000
SPP0118A	SPP0118C	—	—	—	0.118	3.0	0.082	2.1	1.000	25.4	1.000	25.4	1000
SPP0125A	SPP0125B	—	—	—	0.125	3.2	0.082	2.1	0.625	15.9	0.625	15.9	500
SPP0130A	SPP0130B	1/8	6-32	—	0.130	3.3	0.082	2.1	0.650	16.5	0.700	17.8	1000
SPP0140A	SPP0140C	—	—	M4	0.140	3.6	0.082	2.1	0.625	15.9	0.558	14.2	500
SPP0154A	SPP0154B	—	—	—	0.154	3.9	0.082	2.1	0.632	16.1	0.625	15.9	500
SPP0156A	SPP0156B	—	8-32	—	0.156	4.0	0.082	2.1	0.625	15.9	0.610	15.5	1000
SPP0158A	SPP0158C	—	—	—	0.158	4.0	0.093	2.4	1.250	31.8	1.250	31.8	500
SPP0162A	SPP0162C	—	—	—	0.162	4.1	0.093	2.4	0.625	15.9	0.581	14.8	1000
SPP0187A	SPP0187C	—	—	—	0.187	4.7	0.110	2.8	0.625	15.9	0.600	15.2	1000
SPP0195A	SPP0195B	—	10-32	M5	0.195	5.0	0.110	2.8	0.625	15.9	0.625	15.9	500
SPP0197A	SPP0197C	—	—	—	0.197	5.0	0.110	2.8	1.000	25.4	1.000	25.4	500
SPP0218A	SPP0218C	3/16	1/4-20	M6	0.218	5.5	0.110	2.8	1.000	25.4	1.000	25.4	1000
SPP0225A	SPP0225B	—	—	—	0.225	5.7	0.125	3.2	1.000	25.4	1.000	25.4	500
SPP0257A	SPP0257B	1/4	—	—	0.257	6.5	0.130	3.3	1.000	25.4	1.000	25.4	500
SPP0275A	SPP0275C	—	5/16-18	M8	0.275	7.0	0.130	3.3	0.937	23.8	0.920	23.4	200
SPP0281A	SPP0281C	—	—	—	0.281	7.1	0.138	3.5	1.000	25.4	0.920	23.4	200
SPP0312A	SPP0312C	—	—	—	0.312	7.9	0.147	3.7	1.250	31.8	1.250	31.8	200
SPP0332A	SPP0332B	5/16	—	—	0.332	8.4	0.250	6.4	0.757	19.2	1.100	27.9	200
SPP0335A	SPP0335C	—	—	—	0.335	8.5	0.157	4.0	1.000	25.4	1.000	25.4	200
SPP0350A	SPP0350C	—	3/8-16	—	0.350	8.9	0.157	4.0	0.881	22.4	0.925	23.5	500
SPP0388A	SPP0388B	3/8	—	M10	0.388	9.9	0.157	4.0	1.000	25.4	1.000	25.4	200
SPP0400A	SPP0400C	—	—	—	0.400	10.2	0.191	4.9	1.009	25.6	1.000	25.4	200
SPP0414A	SPP0414B	—	—	—	0.414	10.5	0.157	4.0	0.525	13.3	0.755	19.2	200
SPP0440A	SPP0440B	—	—	—	0.440	11.2	0.255	6.5	1.000	25.4	0.990	25.2	200
SPP0445A	SPP0445C	7/16	1/2-13	M12	0.445	11.3	0.157	4.0	1.000	25.4	1.000	25.4	200
SPP0468A	SPP0468C	—	1/2-20	—	0.468	11.9	0.250	6.4	1.000	25.4	1.000	25.4	250
SPP0500A	SPP0500B	—	—	—	0.500	12.7	0.250	6.4	1.000	25.4	1.000	25.4	200
SPP0510A	SPP0510B	1/2	—	—	0.510	13.0	0.250	6.4	1.000	25.4	0.956	24.3	200
SPP0530A	SPP0530B	—	5/8-11	M14	0.530	13.5	0.250	6.4	1.000	25.4	1.000	25.4	200
SPP0612A	SPP0612B	—	—	—	0.612	15.5	0.250	6.4	1.000	25.4	1.000	25.4	200
SPP0640A	SPP0640C	5/8	3/4-10	—	0.640	16.3	0.375	9.5	1.000	25.4	1.000	25.4	100
SPP0700A	SPP0700C	11/16	—	—	0.700	17.8	0.375	9.5	1.250	31.8	1.326	33.7	100
SPP0770A	SPP0770C	3/4	—	M20	0.770	19.6	0.375	9.5	1.000	25.4	0.927	23.6	100
SPP0896A	SPP0896B	7/8	—	—	0.896	22.8	0.375	9.5	1.000	25.4	1.000	25.4	100
SPP1020A	SPP1020B	1	—	—	1.020	25.9	0.375	9.5	1.000	25.4	0.970	24.6	100
SPP1380A	SPP1380B	1-3/8	—	—	1.380	35.1	0.500	12.7	1.000	25.4	1.000	25.4	100

HIGH TEMPERATURE PLUGS

Flanged Pull Plugs

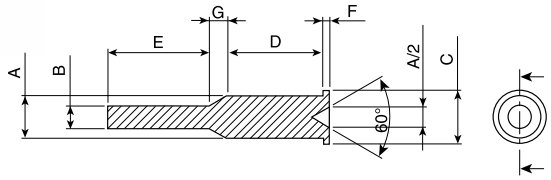

Specifications:
- Silicone 600°F (315°C)
  Hardness: Durometer (Shore A) 40 ± 5
- Color: See Table

Features:
- Flanged Pull Plugs are designed to mask plain or threaded holes
- Different color per size allows color coding product for easy identification
- Parts are reusable
- Applications: Ideal for Powder Coating, E-Coating, Plating and Anodizing

		A		B		C		D		E		F		G		Bulk Pack Qty
Item No.	Color	in	mm	in	mm	in	mm	in	mm	in	mm	in	mm	in	mm	
1426297	Red	0.173	4.4	0.098	2.5	0.250	6.4	1.000	25.4	1.000	25.4	0.060	1.5	0.025	0.6	500
1426299	Blue	0.218	5.5	0.125	3.2	0.340	8.6	1.000	25.4	1.031	26.2	0.070	1.8	0.068	1.7	500
1426301	Grey	0.230	5.8	0.125	3.2	0.350	8.9	1.000	25.4	1.031	26.2	0.070	1.8	0.099	2.5	500
1426303	Yellow	0.285	7.2	0.160	4.1	0.400	10.2	1.000	25.4	1.062	27.0	0.070	1.8	0.098	2.5	500
1426305	Orange	0.335	8.5	0.160	4.1	0.460	11.7	1.000	25.4	1.031	26.2	0.070	1.8	0.128	3.3	500
1426307	Pink	0.350	8.9	0.187	4.7	0.473	12.0	1.000	25.4	1.062	27.0	0.070	1.8	0.148	3.8	500
1426309	Green	0.420	10.7	0.235	6.0	0.540	13.7	1.000	25.4	1.062	27.0	0.070	1.8	0.168	4.3	250
1426311	Purple	0.445	11.3	0.240	6.1	0.560	14.2	1.000	25.4	1.062	27.0	0.070	1.8	0.190	4.8	250
1426313	White	0.490	12.4	0.255	6.5	0.610	15.5	1.000	25.4	1.000	25.4	0.078	2.0	0.118	3.0	250
1426315	Grey	0.518	13.2	0.256	6.5	0.636	16.2	1.000	25.4	1.000	25.4	0.071	1.8	0.215	5.5	250
1426317	Rusty Red	0.545	13.8	0.275	7.0	0.663	16.8	1.000	25.4	1.000	25.4	0.071	1.8	0.138	3.5	250
1426319	Red	0.580	14.7	0.295	7.5	0.700	17.8	1.000	25.4	1.000	25.4	0.071	1.8	0.142	3.6	250

Sloping Edge Plugs

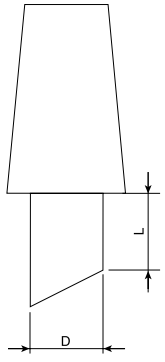

Specifications:
- Silicone 600°F (315°C)
- Hardness: Durometer (Shore A) 55 ± 5
- Color: See Table

Features:
- Used to mask metric threaded holes
- Place the sloping end of the plug into the appropriate threaded hole; once centered and located, screw the plug down into place until the whole thread is filled
- Easy removal by pulling on protruding plug
- Used to mask blind holes with limited access to the reverse side
- Parts are reusable
- Applications: Powder Coating, E-Coating, Plating and Anodizing

Item No.	Color	Fits Threaded Hole	D	L	Bulk Pack Qty
			mm	mm	
1426343	Blue	M3	2.5	5.0	1000
1426345	Yellow	M4	3.4	6.7	1000
1426347	Black	M5	4.3	7.5	1000
1426349	Green	M6	5.1	7.5	1000
1426351	Orange	M8	6.9	10.0	500
1426353	Blue	M10	8.5	13.0	500
1426355	Grey	M12	10.5	14.5	250

HIGH TEMPERATURE PLUGS

SCON Series
Tapered Flexible Cone Plugs

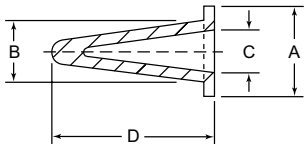

Specifications:
- Natural Silicone 600°F (316°C)
  Hardness: Durometer (Shore A) 55 ± 5
- Black EPDM 425°F (218°C)
  Hardness: Durometer (Shore A) 50 ± 5

See pages 86 and 87 for Application Wizards

Features:
- The tapered cone design allows the part to plug multiple inner diameter or cap multiple outside diameters
- Silicone: premium masking material (due to high temperature rating) can be used multiple times
- EPDM: reusable, economical material with slightly reduced heat resistance, but superior chemical resistance
- Applications: Powder Coating, E-Coating, Plating and Anodizing

Item No.		A		B		C		D		Bulk Pack Qty
Silicone (Natural)	EPDM (Black)	in	mm	in	mm	in	mm	in	mm	
SCON250130A	SCON250130B	0.500	12.7	0.250	6.3	0.130	3.3	0.906	23.0	1000
SCON316216A	SCON316216B	0.500	12.7	0.316	8.0	0.216	5.5	1.000	25.4	1000
SCON335177A	SCON335177C	0.625	15.9	0.335	8.5	0.177	4.5	1.000	25.4	1000
SCON394197A	SCON394197B	0.650	16.5	0.394	10.0	0.197	5.0	1.102	27.0	1000
SCON400230A	SCON400230B	0.635	16.1	0.400	10.2	0.230	5.8	1.100	27.9	1000
SCON551315A	SCON551315C	0.750	19.1	0.551	13.0	0.315	8.0	1.417	35.0	1000
SCON689453A	SCON689453C	0.980	24.9	0.689	17.5	0.453	11.5	1.500	38.1	250
SCON767532A	SCON767532B	1.100	27.9	0.767	19.5	0.532	13.5	2.009	51.0	200
SCON819583A	SCON819583C	1.000	25.4	0.819	20.8	0.583	14.8	1.929	48.0	200
SCON866630A	SCON866630C	1.220	30.0	0.866	21.0	0.630	16.0	2.087	53.0	200

HSTP Series
Hollow Tapered Masking Plugs

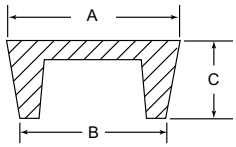

Specifications:
- Natural Silicone 600°F (316°C)
  Hardness: Durometer (Shore A) 55 ± 5
- Black EPDM 425°F (218°C)
  Durometer (Shore A) 50 ± 5



Features:
- Plugs threaded or unthreaded holes
- Hollow cores provide economical solution for large diameter holes
- Hollow core aids compression for improved sealing
- Silicone: premium masking material (due to high temperature rating) can be used multiple times
- EPDM: reusable, economical material with slightly reduced heat resistance, but superior chemical resistance
- Applications: Powder Coating, E-Coating, Plating and Anodizing
- For non-hollow Tapered Masking Plugs see STP Series on page 74

To Assure Proper Fit and Easy Handling:

Plugs

We suggest that you select “A” dimension to be approximately 15% larger than the hole diameter

Item No.		A		B		C		Bulk Pack Qty
Silicone (Natural)	EPDM (Black)	In	mm	In	mm	In	mm	
HSTP079106A	HSTP079106C	1.061	27.0	0.797	20.3	1.000	25.4	200
HSTP109118A	HSTP109118C	1.181	30.0	1.094	27.8	1.000	25.4	50
HSTP118145A	HSTP118145C	1.456	37.0	1.180	30.0	1.000	25.4	50
HSTP122153A	HSTP122153C	1.535	39.0	1.220	31.0	1.000	25.4	50
HSTP130161A	HSTP130161C	1.614	41.0	1.300	33.0	1.000	25.4	50
HSTP141169A	HSTP141169C	1.693	43.0	1.417	36.0	1.000	25.4	50
HSTP145177A	HSTP145177C	1.772	45.0	1.457	37.0	1.000	25.4	50
HSTP149181A	HSTP149181C	1.810	46.0	1.496	38.0	1.000	25.4	50
HSTP165196A	HSTP165196C	1.968	50.0	1.653	42.0	1.000	25.4	25
HSTP177208A	HSTP177208C	2.086	53.0	1.770	45.0	1.000	25.4	25
HSTP189220A	HSTP189220C	2.203	56.0	1.890	48.0	1.000	25.4	25
HSTP196248A	HSTP196248C	2.480	63.0	1.968	50.0	1.000	25.4	25
HSTP212252A	HSTP212252C	2.520	64.0	2.125	54.0	1.000	25.4	25
HSTP228267A	HSTP228267C	2.677	68.0	2.283	58.0	1.000	25.4	25
HSTP244295A	HSTP244295C	2.953	75.0	2.440	62.0	1.377	35.0	25
HSTP295354A	HSTP295354D	3.543	90.0	2.953	75.0	1.535	39.0	25
HSTP326405A	HSTP326405C	4.055	103.0	3.267	83.0	1.535	39.0	20
HSTP354500A	HSTP354500C	5.000	127.0	3.543	90.0	1.968	50.0	10

HIGH TEMPERATURE PLUGS

First and Last Thread Protection Plugs

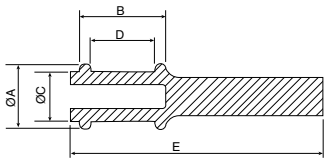

Specifications:
- Silicone 600°F (315°C)
- Hardness: Durometer (Shore A) 40 ± 5
- Color: See Table

Features:
- Designed to protect weld nuts for various metric thread sizes
- Masks off the chamfer and protects both the first turn through the last turn of threads from contamination
- Will not blow out due to air pressure
- Parts are reusable
- Applications: Powder Coating, E-Coating, Plating and Anodizing

Item No.	Color	Thread Size	A		B		C		D		E		Bulk Pack Qty
			in	mm	in	mm	in	mm	in	mm	in	mm	
1426321	Black	M5	0.273	6.9	0.369	9.4	0.160	4.1	0.245	6.2	1.657	42.1	500
1426323	Green	M6	0.307	7.8	0.404	10.3	0.197	5.0	0.265	6.7	1.164	29.6	500
1426325	Red	M8	0.374	9.5	0.455	11.6	0.264	6.7	0.315	8.0	1.218	30.9	500
1426327	Green	M10	0.445	11.3	0.494	12.5	0.335	8.5	0.354	9.0	1.254	31.9	500
1426329	Purple	M12	0.512	13.0	0.597	15.2	0.406	10.3	0.457	11.6	1.612	40.9	250
1426331	White	M16	0.685	17.4	0.690	17.5	0.535	13.6	0.550	14.0	1.880	47.8	100
1426333	Blue	M20	0.827	21.0	0.850	21.6	0.669	17.0	0.709	18.0	2.162	54.9	100

SPFT Series
First-Thread Protection Plugs

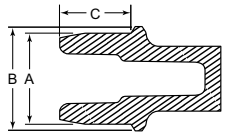

Specifications:
- Natural Silicone 600°F (316°C)
  Hardness: Durometer (Shore A) 55 ± 5
- Black EPDM 425°F (218°C)
  Hardness: Durometer (Shore A) 50 ± 5

Features:
- Provides masking to the first thread of standard female threads
- Ergonomically-friendly pull tab for simple installation and removal
- Silicone: premium masking material (due to high temperature rating) can be used multiple times
- EPDM: reusable, economical material with slightly reduced heat resistance, but superior chemical resistance
- Applications: Powder Coating, E-Coating, Plating and Anodizing

See pages 86 and 87 for Application Wizards

Item No.		Thread Size		A		B		C		Bulk Pack Qty
Silicone	EPDM	UNC	M	in	mm	in	mm	in	mm	
SPFT1/4A	**SPFT1/4B**	1/4-20	—	0.218	5.5	0.260	6.6	0.200	5.1	500
SPFT5/16A	**SPFT5/16B**	5/16-18	—	0.278	7.1	0.320	8.1	0.200	5.1	500
SPFT3/8A	**SPFT3/8B**	3/8-16	—	0.340	8.6	0.420	10.7	0.260	6.6	250
SPFT7/16A	**SPFT7/16B**	7/16-14	—	0.392	10.0	0.440	11.2	0.350	8.9	250
SPFT1/2A	**SPFT1/2B**	1/2-13	—	0.451	11.5	0.510	13.0	0.350	8.9	250
SPFTM6A	**SPFTM6B**	—	M6	0.208	5.3	0.248	6.3	0.197	5.0	500
SPFTM8A	**SPFTM8B**	—	M8	0.283	7.2	0.331	8.4	0.197	5.0	500
SPFTM10A	**SPFTM10B**	—	M10	0.358	9.1	0.409	10.4	0.276	7.0	250
SPFTM12A	**SPFTM12B**	—	M12	0.426	10.8	0.489	12.4	0.346	8.8	250
SPFTM16A	**SPFTM16B**	—	M16	0.570	14.5	0.670	17.0	0.450	11.4	100
SPFTM20A	**SPFTM20B**	—	M20	0.724	18.4	0.811	20.6	0.512	13.0	100

Dual Purpose Plugs

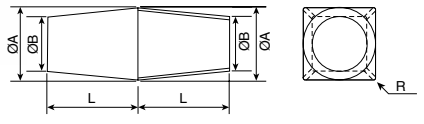

Specifications:
- Silicone 600°F (315°C)
- Hardness: Durometer (Shore A) 40 ± 5
- Color: See Table

Features:
- Designed to plug both square or round holes and plain or threaded holes
- Will mask off the hole and allow finishing up to it
- Tapered to fit into a range of round or square hole sizes
- Parts are reusable
- Applications: Powder Coating, E-Coating, Plating and Anodizing

Item No.	Color	A		B		L		R		Bulk Pack Qty
		in	mm	in	mm	in	mm	in	mm	
1426335	Blue	0.500	12.7	0.375	9.5	0.625	15.9	0.02	0.5	250
1426337	Green	0.625	15.9	0.500	12.7	0.750	19.1	0.02	0.5	100
1426339	Black	0.750	19.1	0.625	15.9	0.750	19.1	0.03	0.8	100
1426341	Red	1.000	25.4	0.875	22.2	1.000	25.4	0.04	1.0	50

HIGH TEMPERATURE PLUGS

Mousetail Pull Plugs

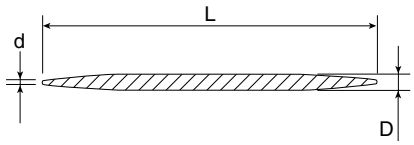

Specifications:
- Silicone 600°F (315°C)
- Hardness: Durometer (Shore A) 75 ± 5
- Color: Natural

Features:
- Ideal for plugging small holes
- Capable of stretching to provide a leak-proof seal
- Parts are reusable
- Applications: Powder Coating, E-Coating, Plating and Anodizing

Item No.	D		d		L		Bulk Pack Qty
	in	mm	in	mm	in	mm	
1426357	0.079	2.0	0.022	0.6	1.330	33.8	1000
1426359	0.080	2.0	0.023	0.6	2.080	52.8	1000
1426361	0.083	2.1	0.031	0.8	1.930	49.0	1000
1426363	0.100	2.5	0.031	0.8	2.080	52.8	1000
1426365	0.125	3.2	0.023	0.6	2.000	50.8	1000

FT Series
TPE Plugs

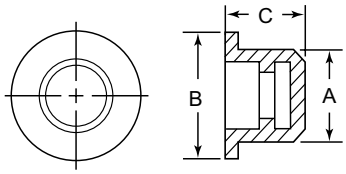

Specifications:
- Thermoplastic Elastomer 203°F (95°C)
- Color: Black

Features:
- Highly resistant to shredding
- Ideal for threaded applications
- Good resistance to acids

Item No.	A		B		C		Bulk Pack Qty
	in	mm	in	mm	in	mm	
18071B	0.125	3.20	0.276	7.00	0.354	9.00	10000
12049B	0.197	5.00	0.433	11.00	0.471	11.99	10000
12050B	0.236	5.99	0.472	11.99	0.471	11.99	10000
12051B	0.275	6.99	0.511	12.98	0.471	11.99	10000
12052B	0.315	8.00	0.551	14.00	0.471	11.99	10000
12053B	0.354	8.99	0.580	14.99	0.471	11.99	10000
12054B	0.393	9.98	0.629	15.98	0.471	11.99	10000
12055B	0.433	11.00	0.669	16.99	0.471	11.99	10000
12056B	0.472	11.99	0.787	19.99	0.471	11.99	8000
12057B	0.511	12.98	0.826	20.98	0.551	14.00	8000
12058B	0.551	14.00	0.866	22.00	0.551	14.00	6000
12059B	0.580	14.99	0.905	22.99	0.571	14.50	6000
12060B	0.630	16.00	0.945	24.00	0.551	14.00	6000
FLP17A	0.669	17.00	1.063	27.00	0.531	13.50	4000
12062B	0.709	18.01	1.102	27.99	0.551	14.00	4000
12063B	0.748	19.00	1.142	29.01	0.551	14.00	4000
12064B	0.787	19.99	1.181	30.00	0.551	14.00	4000
12065B	0.827	21.01	1.220	30.99	0.551	14.00	3000
FLP21A	0.879	22.33	1.260	32.00	0.551	14.00	2500
12067B	0.906	23.01	1.299	32.99	0.630	16.00	3000
12068B	0.945	24.00	1.339	34.01	0.630	16.00	2500
12069B	0.984	24.99	1.378	35.00	0.630	16.00	2000
12070B	1.024	26.01	1.417	35.99	0.630	16.00	2000
12071B	1.063	27.00	1.457	37.01	0.630	16.00	2000
12072B	1.102	27.99	1.496	38.00	0.630	16.00	2000
12073B	1.142	29.01	1.535	38.99	0.630	16.00	1300
FLP30A	1.190	30.23	1.400	35.56	0.630	16.00	1500
12501B	1.575	40.01	1.969	50.01	0.866	22.00	700
12502B	1.850	46.99	2.244	57.00	0.866	22.00	500

MASKING TAPES

MTK Series
Polyimide Tapes

Specifications:
- Material: 1-Mil Polyimide Film with Silicone Adhesive
- 500°F (260°C)
- Color: Amber

Features:
- Excellent heat and solvent resistance, dielectric strength (6500 volts) and highly conformable
- Cleanly removes in one piece after use
- Applications: High Temperature Processes, Powder Coating, Soldering, Electrical Insulation and PC Boards

Item No.	Roll Width		Roll Length		Pack Qty
	in	mm	Yds	m	
MTK0102A	1/4	6.4	36	32.9	1
MTK0103A	3/8	9.5	36	32.9	1
MTK0105A	1/2	12.7	36	32.9	1
MTK0107A	3/4	19.1	36	32.9	1
MTK0110A	1	25.4	36	32.9	1
MTK0115A	1 - 1/2	38.1	36	32.9	1
MTK0120A	2	50.8	36	32.9	1
MTK0130A	3	76.2	36	32.9	1
MTK0140A	4	101.6	36	32.9	1

MTP Series
Green Polyester Tapes



Specifications:
- Material: 2-Mil Polyester Film with Silicone Adhesive
- 400°F (204°C)
- Color: Green

Features:
- Excellent heat and solvent resistance
- Industry standard
- No shrinkage
- Cleanly removes in one piece after use, without leaving residue
- Applications: Powder Coating, E-Coating, Plating and Anodizing

Item No.	Roll Width		Roll Length		Pack Qty
	in	mm	Yds	m	
MTP0202A	1/4	6.4	72	65.8	1
MTP0203A	3/8	9.5	72	65.8	1
MTP0205A	1/2	12.7	72	65.8	1
MTP0206A	5/8	12.7	72	65.8	1
MTP0207A	3/4	19.1	72	65.8	1
MTP0208A	7/8	22.2	72	65.8	1
MTP0210A	1	25.4	72	65.8	1
MTP0215A	1 - 1/2	38.1	72	65.8	1
MTP0220A	2	50.8	72	65.8	1
MTP0230A	3	76.2	72	65.8	1
MTP0240A	4	101.6	72	65.8	1
MTP0250A	5	127.0	72	65.8	1
MTP0260A	6	152.4	72	65.8	1

MTHC Series
High Temperature Crepe Tapes

Specifications:
- Material: 7.3-Mil Crepe Tape with High Temperature Rubber Adhesive
- 325°F (163°C)
- Color: Tan

Features:
- A thick pressure sensitive masking tape that is easy to apply and remove with clean lines
- Best removed when it is warm or hot, but can also be removed when cold
- Applications: Low Temperature Liquid and Powder Coatings

Item No.	Roll Width		Roll Length		Pack Qty
	in	mm	Yds	m	
MTHC0025A	1/4	6.4	60	54.9	1
MTHC0037A	3/8	9.5	60	54.9	1
MTHC0050A	1/2	12.7	60	54.9	1
MTHC0062A	5/8	12.7	60	54.9	1
MTHC0075A	3/4	19.1	60	54.9	1
MTHC0087A	7/8	22.2	60	54.9	1
MTHC0100A	1	25.4	60	54.9	1
MTHC0150A	1 - 1/2	38.1	60	54.9	1
MTHC0200A	2	50.8	60	54.9	1
MTHC0250A	2 - 1/2	63.5	60	54.9	1
MTHC0300A	3	76.2	60	54.9	1
MTHC0400A	4	101.6	60	54.9	1
MTHC0500A	5	127.0	60	54.9	1
MTHC0600A	6	152.4	60	54.9	1

MASKING DISCS

MTPD Series
Green Polyester Discs

Specifications:
- Material: 2-Mil Polyester Film with 1.4 Mils of Silicone Adhesive
- Temp Rating: 400°F (204°C)
- Color: Green

Features:
- Excellent heat and solvent resistance
- Industry standard product
- No shrinkage
- Supplied with split-back liner for easy removal from roll (unless marked*)
- Cleanly removes in one piece after use, without leaving residue
- Applications: Powder Coating, E-Coating, Plating and Anodizing

Item No.	Disc Diameter in		Disc Diameter mm	Discs Per Roll
MTPD020187A	0.187	3/16	4.75	5000
MTPD020250A	0.250	1/4	6.35	5000
MTPD020312A	0.312	5/16	7.92	5000
MTPD020375A	0.375	3/8	9.53	5000
MTPD020406A	0.406	13/32	10.31	5000
MTPD020437A	0.437	7/16	11.10	5000
MTPD020500A	0.500	1/2	12.70	2500
MTPD020562A	0.562	9/16	14.27	2500
MTPD020625A	0.625	5/8	15.88	2000
MTPD020687A	0.687	11/16	17.45	2000
MTPD020750A	0.750	3/4	19.05	2000
MTPD020781A	0.781	25/32	19.84	4000
MTPD020787A	0.787	—	20.00	4000
MTPD020812B	0.812	13/16	20.63	1000
MTPD020875A	0.875	7/8	22.23	2000
MTPD020937A	0.937	15/16	23.80	2000
MTPD021000A	1.000	1	25.40	500
MTPD021062A	1.062	1 - 1/16	26.95	2000
MTPD021125A	1.125	1 - 1/8	28.58	1000
MTPD021188A	1.188	1 - 3/16	30.18	1000
MTPD021250A	1.250	1 - 1/4	31.75	1000

Item No.	Disc Diameter in		Disc Diameter mm	Discs Per Roll
MTPD021312A	1.312	1 - 5/16	33.32	1000
MTPD021375A	1.375	1 - 3/8	34.93	1000
MTPD021500A	1.500	1 - 1/2	38.10	1000
MTPD021562A*	1.562	1 - 9/16	39.67	1000
MTPD021625A	1.625	1 - 5/8	41.28	1000
MTPD021750A	1.750	1 - 3/4	44.45	1000
MTPD021875A	1.875	1 - 7/8	47.63	1000
MTPD022000A	2.000	2	50.80	500
MTPD022125A	2.125	2 - 1/8	53.98	500
MTPD022250A	2.250	2 - 1/4	57.15	500
MTPD022375A	2.375	2 - 3/8	60.33	500
MTPD022500A	2.500	2 - 1/2	63.50	500
MTPD022750A	2.750	2 - 3/4	69.85	500
MTPD023000A	3.000	3	76.20	500
MTPD023250A	3.250	3 - 1/4	82.55	500
MTPD023500A	3.500	3 - 1/2	88.90	500
MTPD023625A	3.625	3 - 5/8	92.08	500
MTPD023750A	3.750	3 - 3/4	95.25	100
MTPD024000A	4.000	4	101.60	250
MTPD025000A	5.000	5	127.00	250
MTPD026000A	6.000	6	152.40	250

MTHCD Series
High Temperature Crepe Discs



Specifications:
- Material: 7.3-Mil Crepe Tape with High-Temperature Rubber Adhesive
- Temperature Rating: 325°F (163°C)
- Color: Tan

Features:
- A thick pressure sensitive masking tape that is easy to apply and remove with clean lines
- Best removed when warm or hot, but can be removed when cold
- Applications: low-temperature paints and powder coatings

Item No.	Disc Diameter in		Disc Diameter mm	Discs Per Roll
MTHCD0250A	0.250	1/4	6.35	5000
MTHCD0375A	0.375	3/8	9.53	5000
MTHCD0500A	0.500	1/2	12.70	5000
MTHCD0625A	0.625	5/8	15.88	5000
MTHCD0750A	0.750	3/4	19.05	4000
MTHCD0875A	0.875	7/8	22.23	2000
MTHCD1000A	1.000	1	25.40	2000
MTHCD1125A	1.125	1 - 1/8	28.58	2000

Item No.	Disc Diameter in		Disc Diameter mm	Discs Per Roll
MTHCD1250A	1.250	1 - 1/4	31.75	2000
MTHCD1375A	1.375	1 - 3/8	34.93	2000
MTHCD1500A	1.500	1 - 1/2	38.10	2000
MTHCD1625A	1.625	1 - 5/8	41.28	1000
MTHCD1750A	1.750	1 - 3/4	44.45	1000
MTHCD1875A	1.875	1 - 7/8	47.63	1000
MTHCD2000A	2.000	2	50.80	500

MTKD Series
Polyimide Discs

Specifications:
- Material: 1-Mil Polyimide Film with Silicone Adhesive
- Temperature Rating: 500°F (260°C)
- Color: Amber

Features:
- Excellent heat and solvent resistance, dielectric strength (6500 volts) and highly conformable
- Cleanly removes in one piece after use
- Applications: high-temperature processes, powder coating, soldering, electrical insulation and PC boards

Item No.	Disc Diameter in		Disc Diameter mm	Discs Per Roll
MTKD010187A	0.187	3/16	4.75	5000
MTKD010250A	0.250	1/4	6.35	5000
MTKD010312A	0.312	5/16	7.92	5000
MTKD010375A	0.375	3/8	9.53	5000
MTKD010437A	0.437	7/16	11.10	5000
MTKD010500A	0.500	1/2	12.70	2500
MTKD010562A	0.562	9/16	14.27	2500
MTKD010625A	0.625	5/8	15.88	2000
MTKD010687A	0.687	11/16	17.45	2000
MTKD010750A	0.750	3/4	19.05	2000
MTKD010875A	0.875	7/8	22.23	2000
MTKD011000A	1.000	1	25.40	2000

Item No.	Disc Diameter in		Disc Diameter mm	Discs Per Roll
MTKD011125A	1.125	1 - 1/8	28.58	1000
MTKD011188A	1.188	1 - 3/16	30.18	1000
MTKD011250A	1.250	1 - 1/4	31.75	1000
MTKD011375A	1.375	1 - 3/8	34.93	1000
MTKD011500A	1.500	1 - 1/2	38.10	1000
MTKD011625A	1.625	1 - 5/8	41.28	1000
MTKD011750A	1.750	1 - 3/4	44.45	1000
MTKD011875A	1.875	1 - 7/8	47.63	1000
MTKD012000A	2.000	2	50.80	500
MTKD012500A	2.500	2 - 1/2	63.50	500
MTKD013000A	3.000	3	76.20	500
MTKD014000A	4.000	4	101.60	250

MASKING HOOKS

HV, HS and HC Series
V, S and C Style Hooks

HV Series

HS Series

HC Series

Specifications:
- Material: Cold drawn spring steel

Features:
- The HV-style hook design retains its ground longer
- The HS-style and HC-style hooks are ideal for wider parts or multiple styles of parts with varying thicknesses

HC Style		HS Style		HV Style		Length		Wire Size		Capacity (Approx)	
Item No.	Bulk Pack Qty	Item No.	Bulk Pack Qty	Item No.	Bulk Pack Qty	in	mm	in	mm	Lbs	kgs
—	—	—	—	HV2044A	3000	2	50.8	0.044	1.1	4	1.8
HC2062A	3000	HS2062A	3000	HV2062A	3000	2	50.8	0.062	1.6	8	3.6
HC2076A	3000	HS2076A	3000	HV2076A	3000	2	50.8	0.076	1.9	20	9.1
HC3044A	3000	HS3044A	3000	—	—	3	76.2	0.044	1.1	4	1.8
HC3062A	3000	HS3062A	3000	HV3062A	3000	3	76.2	0.062	1.6	8	3.6
HC3076A	2000	HS3076A	2000	HV3076A	2000	3	76.2	0.076	1.9	20	9.1
HC4044A	2000	HS4044A	2000	HV4044A	2000	4	101.6	0.044	1.1	4	1.8
HC4062A	2000	HS4062A	2000	HV4062A	2000	4	101.6	0.062	1.6	8	3.6
HC4076A	1000	HS4076A	1000	HV4076A	1000	4	101.6	0.076	1.9	20	9.1
HC4120A	2000	HS4120A	2000	HV4120A	2000	4	101.6	0.120	3.0	40	18.1
HC4180A	500	HS4180A	500	HV4180A	1000	4	101.6	0.180	4.6	80	36.3
—	—	—	—	HV6044A	1000	6	152.4	0.044	1.1	4	1.8
HC6062A	1000	HS6062A	1000	HV6062A	1000	6	152.4	0.062	1.6	8	3.6
HC6076A	1000	HS6076A	1000	HV6076A	1000	6	152.4	0.076	1.9	20	9.1
HC6120A	1000	HS6120A	1000	HV6120A	1000	6	152.4	0.120	3.0	40	18.1
HC6180A	500	HS6180A	500	HV6180A	500	6	152.4	0.180	4.6	80	36.3
HC8076A	1500	HS8076A	1000	HV8076A	500	8	203.2	0.076	1.9	20	9.1
HC8120A	500	HS8120A	500	HV8120A	500	8	203.2	0.120	3.0	40	18.1
HC8180A	250	HS8180A	250	HV8180A	250	8	203.2	0.180	4.6	80	36.3
HC10076A	500	HS10076A	500	HV10076A	500	10	254.0	0.076	1.9	20	9.1
—	—	HS10120A	500	HV10120A	500	10	254.0	0.120	3.0	40	18.1
HC10180A	250	HS10180A	250	HV10180A	250	10	254.0	0.180	4.6	80	36.3
HC12076A	500	HS12076A	500	HV12076A	500	12	304.8	0.076	1.9	20	9.1
—	—	HS12120A	500	HV12120A	500	12	304.8	0.120	3.0	40	18.1
HC12180A	250	HS12180A	250	HV12180A	250	12	304.8	0.180	4.6	80	36.3
HC15076A	500	—	—	HV15076A	500	15	381.0	0.076	1.9	20	9.1
—	—	HS15120A	500	HV15120A	500	15	381.0	0.120	3.0	40	18.1
—	—	—	—	HV18076A	500	18	457.2	0.076	1.9	20	9.1
—	—	—	—	HV18120A	250	18	457.2	0.120	3.0	40	18.1
HC24120A	250	—	—	—	—	24	609.6	0.120	3.0	40	18.1
—	—	HS24180A	250	—	—	24	609.6	0.180	4.6	80	36.3

HCV, HVSQ and HV90°
CV, V90° and V (Square Bar Stock) Style Hooks

HCV Series

HV-90° Series

HVSQ Series

Specifications:
- Material: Cold drawn spring steel

Features:
- The HCV-style hooks are ideal for wider parts or multiple styles of parts with varying thickness
- The HVSQ-style hooks are designed for heavy products and manufactured out of square bar stock
- The HV90°-style hooks are used for maximum load bearing and repeated usage

HCV Style		HV-90 Style		HVSQ Style		Length		Wire Size		Holding Capacity (Approx)	
Item No.	Bulk Pack Qty	Item No.	Bulk Pack Qty	Item No.	Bulk Pack Qty	in	mm	in	mm	Lbs	kgs
HCV4120A	2000	HV904120A	2000	—	—	4	101.6	0.120	3.0	40	18.1
HCV4180A	500	HV904180A	500	—	—	4	101.6	0.180	4.6	80	36.3
—	—	—	—	HVSQ4250A	250	4	101.6	0.250	6.4	220	100.0
HCV6076A	1000	—	—	—	—	6	152.4	0.076	1.9	20	9.1
HCV6120A	1000	HV906120A	1000	—	—	6	152.4	0.120	3.0	40	18.1
HCV6180A	500	HV906180A	500	—	—	6	152.4	0.120	3.0	40	18.1
HCV8180A	250	HV908180A	250	—	—	8	203.2	0.180	4.6	80	36.3
—	—	—	—	HVSQ8250A	250	8	203.2	0.250	6.4	220	100.0
HCV10120A	1000	HV9010120A	500	—	—	10	254.0	0.120	3.0	40	18.1
HCV10180A	500	HV9010180A	500	—	—	10	254.0	0.180	4.6	80	36.3
HCV12076A	500	—	—	—	—	12	304.8	0.076	1.9	20	9.1
HCV12120A	500	HV9012120A	500	—	—	12	304.8	0.120	3.0	40	18.1
HCV12180A	500	HV9012180A	250	—	—	12	304.8	0.180	4.6	80	36.3
HCV15076A	500	—	—	—	—	15	381.0	0.076	1.9	20	9.1
HCV15120A	500	HV9015120A	500	—	—	15	381.0	0.120	3.0	40	18.1
—	—	—	—	HVSQ16250A	125	16	406.4	0.250	6.4	220	100.0
—	—	HV9018120A	250	—	—	18	457.2	0.120	3.0	40	18.1
HCV18180A	250	—	—	—	—	18	457.2	0.180	4.6	80	36.3
—	—	—	—	HVSQ24250A	125	24	609.6	0.250	6.4	220	100.0

MASKING MATERIAL OPTIONS

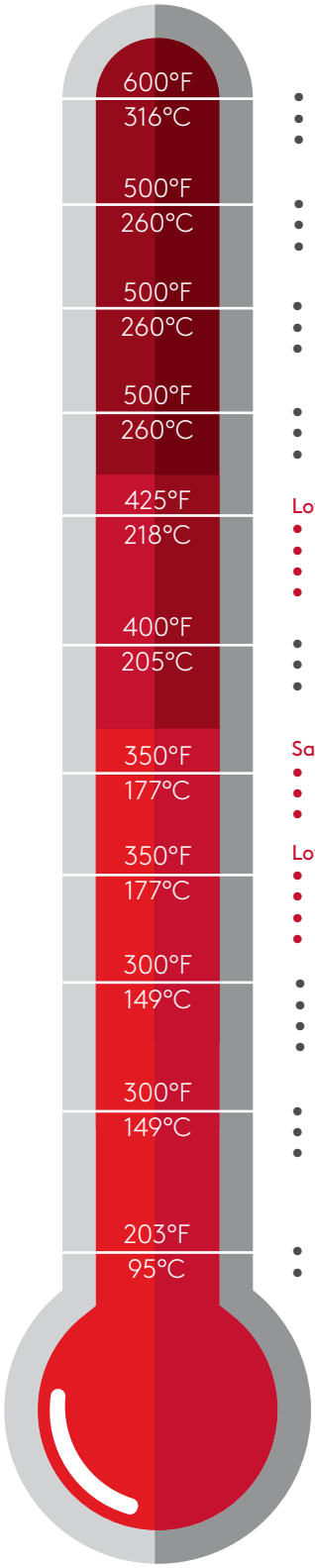

Silicone

- Premium Reusable Material
- 55±5 Durometer (Shore A)
- Caps, Plugs and Tubing

Polyimide

- Premium Masking Tape and Disc
- Silicone Adhesive for Easy Removal
- Excellent Solvent and Electrical Properties

Silicone Tape

- Self Bonding – Sticks Only to Itself
- Perfect for Difficult to Mask Shapes
- Forms Water Tight Seal

Glass Cloth

- Durable Fiberglass with Silicone Adhesive
- Perfect for Blasting or Thick Coatings
- Tape

Soft High Temp Vinyl

Low Cost Single – Use Material

- Use to Mask – Leave On for Shipping
- Multiple Diameters, Lengths and Styles
- 85±2 Durometer (Shore A)
- Caps

Polyester

- Industry Standard for Tape and Discs
- Silicone Adhesive for Easy Removal
- No Shrinkage

EPDM

Save Up To 30% Over Silicone

- Reusable Material
- All Sizes in Stock
- Caps and Plugs

Standard Vinyl

Low Cost Single – Use Material

- Caps
- Use to Mask – Leave On for Shipping
- Multiple Diameters, Lengths and Styles
- 75 or 63 Durometer

Nylon

- Material Bonds With Paint – Resistant to Flaking
- Ideal for UNC and Metric Threaded Applications
- Prevents Popping Off Due to Pressure
- Threaded Plugs - See ad on page 81

High Temp Crepe

- Special High Temp Formula
- Rubber Adhesive for Easy Removal
- Tapes and Discs

Thermoplastic Elastomer (TPE)

- Good Resistance to Acids
- Caps and Plugs

Chart is a guide for typical applications for masking products. Due to the number of variables in each process, some products may not work for the application shown above, we recommend sampling to ensure. Material data contained in this chart is for reference only. Essentra Components reserves the right to change this information at any time without notification. Please consult factory for more information.

*Silicone and EPDM products can be used above rated temp in some applications.

APPLICATION WIZARDS

Material Selection by Process

Chart is a guide for typical applications for masking products. Due to the number of variables in each process, some products may not work for the application shown, we recommend sampling to ensure.

*Silicone and EPDM products can be used above rated temp in some applications.

Material	Powder Coating	E-Coating	Anodizing	Plating	Wet Paint	Blasting	PC Boards
Silicone*	X	X	X	X	X	X	
Polyimide	X	X	X	X	X		X
Silicone Tape	X	X	X	X	X		
Glass Cloth	X	X			X	X	
EPDM*	X	X	X	X	X	X	
High Temp Vinyl	X	X	X	X	X		
Paper	X				X		
Polyester	X	X	X	X	X		
High Temp Crepe	X				X		

Caps for Threaded and Unthreaded Studs

Silicone and EPDM End Caps Page 70

High Temp Vinyl End Caps Page 68-69

High Temp Vinyl Pull Caps Page 71

Silicone Tubing Page 73

Your Application							
Unthreaded Stud (in)	Thread Size UNC	Thread Size Metric	Silicone End Caps 600°F (315°C)	EPDM End Caps 425°F (218°C)	High Temp Vinyl End Caps 425°F (218°C)	High Temp Vinyl Pull Caps 425°F (218°C)	Silicone Tubing 600°F (315°C)
—	2 - 56	M2	SC007010A	SC007010B	—	—	-
3/32	3 - 48	—	SC009307A	SC009307B	DM0093-1/2B	—	-
—	4 - 40	—	SC010010A	SC010010C	—	—	STFL011020A
—	5 - 40	M3	SC010907A	SC010907C	DM0110-1/2	—	STFL011020A
1/8	6 - 32	—	SC012510A	SC012510C	DM0125-1/2D	—	STFL011020A
—	—	M4	SC014810A	SC014810C	DM0148-1/2B	—	STFL011020A
5/32	8 - 32	M4	SC015610A	SC015610C	DM0156-1/2E	—	STFL011020A
—	10 - 24	—	SC017210A	SC017210B	DM0172-1/2D	—	STFL011020A
3/16	12 - 24	M5	SC018710A	SC018710B	DM0187-1/2C	DMPC0180-1/2B	STFL0108028A
—	—	—	SC022310A	SC022310B	DM0224-1/2B	—	STFL0108028A
—	1/4	M6	SC023410A	SC023410C	DM0234-1/2D	—	STFL0108028A
1/4	—	—	SC025010A	SC025010C	DM0250-1D	DMPC0240-1C	STFL0108028A
9/32	5/16	—	SC028110A	SC028110B	DM0281-1C	—	STFL025037A
—	—	M8	SC029510A	SC029510B	DM0304-1C		STFL025037A
5/16	—	—	SC031210A	SC031210C	DM0313-1F	DMPC0302-1D	STFL025037A
—	3/8	—	SC035515A	SC035515B	DM0360-1/2C	—	STFL033045A
3/8	—	M10	SC037510A	SC037510B	DM0375-1/2C	DMPC0365-1G	STFL033045A
13/32	7/16	—	SC040610A	SC040610B	DM0406-1E	DMPC0396-1D	STFL042055A
7/16	—	—	SC043710A	SC043710B	DM0437-1/2J	DMPC0427-1G	STFL042055A
—	—	M12	SC045615A	SC045615B	DM0460-1/2B	—	STFL042055A
—	1/2	—	SC048015A	SC048015B	DM0490-1B	—	STFL042055A
1/2	—	—	SC050015A	SC050015C	DM0500-1D	DMPC0490-1F	STFL042055A
—	9/16	M14	SC053515A	SC053515B	DM0531-1C	—	STFL042055A
9/16	—	M15	SC056215A	SC056215B	DM0562-1D	DMPC0552-1C	STFL050062A
—	5/8	—	SC060015A	SC060015C	DM0600-1B	—	STFL050062A
5/8	—	M17	SC062515A	SC062515B	DM0625-1F	DMPC0625-1E	STFL050062A
11/16	—	—	SC068715A	SC068715B	DM0687-1D	DMPC0687-1E	STFL062075A
—	3/4	M19	SC073015A	SC073015B	DM0750-1F	DMPC0740-1D	STFL062075A
3/4	—	—	SC075015A	SC075015B	DM0750-1F	DMPC0740-1D	STFL062075A
13/16	—	—	SC081215A	SC081215B	DM0812-1D	DMPC0812-1C	STFL072087A
7/8	—	—	SC087515A	SC087515B	DM0875-1D	DMPC0865-1B	STFL072087A
15/16	—	M24	SC093715A	SC093715B	DM0937-1J	DMPC0937-1B	STFL085100A
—	1	—	SC097015A	SC097015B	DM0985-1B	—	STFL085100A
1	—	M27	SC100015A	SC100015B	DM1000-1E	DMPC0990-1B	STFL085100A
1 - 1/16	—	—	SC106215A	SC106215B	DM1062-1D	DMPC1060-1D	STFL085100A
1 - 1/8	—	M30	SC112515A	SC112515B	DM1125-1D	DMPC1125-1B	ST1125A
1 - 3/16	—	—	SC118715A	SC118715B	DM1187-1B	—	—
1 - 1/4	1 - 1/4	M33	SC125015A	SC125015B	DM1250-1D	DMPC1230-1B	ST1250A
1 - 5/16	—	—	—	—	DM1312-1B	—	—
1 - 3/8	—	—	—	—	DM1375-1D	—	ST1375A
1 - 7/16	—	—	—	—	DM1437-1B	DMPC1437-1B	—
1 - 1/2	1 - 1/2	M39	SC150017A	SC150017B	DM1500-1C	DMPC1500-1B	ST1500A
1 - 5/8	—	—	SC162520A	SC162520B	DM1625-1H	DMPC1605-1B	ST1625A
1 - 11/16	—	—	—	—	DM1687-1B	—	—
1 - 3/4	1 - 3/4	—	SC175020A	SC175020B	DM1750-1D	—	ST1750A
1 - 13/16	—	—	—	—	DM1812-1B	—	—
1 - 7/8	—	—	SC187520A	SC187520B	DM1875-1D	—	ST1875A
1 - 15/16	—	—	—	—	DM1937-1B	—	—
2	2	—	SC200020A	SC200020B	DM2000-1B	—	ST2000A

Masking Plug Selection Guide for Unthreaded ID's

Silicone and EPDM Tapered Plugs
Page 75

Silicone and EPDM Flangeless Plugs
Page 76

Silicone and EPDM Cone Plugs
Page 79

Your Application			Silicone Tapered Plug 600°F (315°C)		EPDM Tapered Plug 425°F (218°C)		Silicone Flangeless Plug 600°F (315°C)	EPDM Flangeless Plug 425°F (218°C)	Silicone Cone Plugs 600°F (315°C)	EPDM Cone Plugs 425°F (218°C)
Inches	Decimal	mm								
1/8	0.125	3.17	STP004019-11A		STP004019-11B		—	—	SCON250130A	SCON250130B
3/16	0.187	4.75	STP004019-11A		STP004019-11B		SFP157236A	SFP157236B	SCON250130A	SCON250130B
1/4	0.250	6.35	STP018034A		STP018034D		SFP236315A	SFP236315D	SCON250130A	SCON250130B
5/16	0.312	7.92	STP018034A		STP018034D		SFP236315A	SFP236315D	SCON316216A	SCON316216B
3/8	0.375	9.53	STP025043A		STP025043C		SFP315394A	SFP315394C	SCON394197A	SCON394197B
7/16	0.437	11.10	STP035047A		STP025043C		SFP394472A	SFP394472C	SCON551315A	SCON551315C
1/2	0.500	12.70	STP039059A		STP039059B		SFP472551A	SFP472551B	SCON551315A	SCON551315C
9/16	0.562	14.27	STP039059A		STP039059B		SFP551630A	SFP551630C	SCON689453A	SCON689453C
5/8	0.625	15.88	STP051067A		STP051067E		SFP415641A	SFP415641B	SCON689453A	SCON689453C
11/16	0.687	17.45	STP055075A		STP055075D		SFP630709A	SFP630709C	SCON689453A	SCON689453C
3/4	0.750	19.05	STP062078A		STP062078D		SFP709787A	SFP709787C	SCON767532A	SCON767532B
13/16	0.812	20.62	STP071094A		STP071094C		SFP787886A	SFP787886B	SCON819583A	SCON819583C
7/8	0.875	22.23	STP071094A		STP071094C		SFP787886A	SFP787886B	—	—
15/16	0.937	23.80	STP075094A		STP075094C		SFP886945A	SFP886945C	—	—
1	1.000	25.40	STP090106A		STP090106C		SFP9541024A	SFP9541024B	—	—
1-1/16	1.062	26.97	STP094110A		STP094110C		SFP8681094A	SFP8681094B	—	—
1-1/8	1.125	28.58	STP102126A		STP102126B		SFP10001125A	SFP10001125B	—	—
1-3/16	1.187	30.15	STP102126A		STP102126B		SFP11251250A	SFP11251250B	—	—
1-1/4	1.250	31.75	STP106134A		STP106134B		SFP10941320A	SFP10941320B	—	—
1-5/16	1.312	33.32	STP106134A		STP106134B		SFP10941320A	SFP10941320B	—	—
1-3/8	1.375	34.93	STP118145A	H	STP118145B	H	SFP13201547A	SFP13201547B	—	—
1-7/16	1.437	36.50	STP118145A	H	STP118145B	H	SFP13201547A	SFP13201547B	—	—
1-1/2	1.500	38.10	STP122153A	H	STP122153B	H	SFP13201547A	SFP13201547B	—	—
1-9/16	1.562	39.67	STP130161A	H	STP130161B	H	SFP15471774A	SFP15471774B	—	—
1-5/8	1.625	41.28	STP141169A	H	STP141169C	H	SFP15471774A	SFP15471774B	—	—
1-11/16	1.687	42.85	STP145177A	H	STP145177C	H	SFP15471774A	SFP15471774B	—	—
1-3/4	1.750	44.45	STP149181A	H	STP149181C	H	SFP15471774A	SFP15471774B	—	—
1-13/16	1.812	46.02	STP165196A	H	STP165196B	H	SFP15471774A	SFP15471774B	—	—
1-7/8	1.875	47.63	STP165196A	H	STP165196B	H	SFP17742000A	SFP17742000B	—	—
1-15/16	1.937	49.20	STP177208A	H	STP177208B	H	SFP17742000A	SFP17742000B	—	—
2	2.000	50.80	STP177208A	H	STP177208B	H	SFP17742000A	SFP17742000B	—	—
2-1/4	2.250	57.15	STP196248A	H	STP196248B	H	—	—	—	—
2-1/2	2.500	63.50	STP228267A	H	STP228267B	H	—	—	—	—

Note: H Denotes that Hollow (cost saving) version of plug is available. See the HSTP Series on page 79.

Masking Plug Selection Guide for Threaded Holes

Silicone and EPDM Plug with 1st Thread Protection
Page 80

Silicone and EPDM Flangeless Plug
Page 76

Silicone and EPDM Tapered Plugs
Page 75

Your Application		Plug with 1st Thread Protection		Flangeless Plug		Tapered Plugs	
UNC	Metric	Silicone 600°F (315°C)	EPDM 425°F (218°C)	Silicone 600°F (315°C)	EPDM 425°F (218°C)	Silicone 600°F (315°C)	EPDM 425°F (218°C)
2 - 56	M2	—	—	—	—	STP003012A	STP003012B
8 - 32	—	—	—	—	—	STP006018-07A	STP006018-07C
10 - 24	M4	—	—	SFP157236A	SFP157236B	STP006020A	STP006020D
12 - 24	—	—	—	SFP157236A	SFP157236B	STP012025A	STP012025D
—	M6	SPFTM6A	SPFTM6B	SFP236315A	SFP236315D	STP012025-10A	STP012025-10C
1/4 - 20	—	SPFT1/4A	SPFT1/4B	SFP236315A	SFP236315D	STP012025-10A	STP012025-10C
5/16 - 18	—	SPFT5/16A	SPFT5/16B	SFP236315A	SFP236315D	STP012037-12A	STP012037-12B
—	M8	SPFTM8A	SPFTM8B	SFP315394A	SFP315394C	STP018034-10A	STP018034-10C
3/8 - 16		SPFT3/8A	SPFT3/8B	SFP315394A	SFP315394C	STP025037A	STP025037D
—	M10	SPFTM10A	SPFTM10B	SFP394472A	SFP394472C	STP025037A	STP025037D
7/16 - 14		SPFT7/16A	SPFT7/16B	SFP394472A	SFP394472C	STP025043A	STP025043C
—	M12	SPFTM12A	SPFTM12B	SFP472551A	SFP472551B	STP031050A	STP031050C
1/2 - 13	—	SPFT1/2A	SPFT1/2B	SFP472551A	SFP472551B	STP035047A	STP035047B
9/16 - 12	—	—	—	—	—	STP039059A	STP039059B
5/8 - 11	—	—	—	SFP551630A	SFP551630C	STP043062A	STP043062D
—	M16	SPFTM16A	SPFTM16B	SFP630709A	SFP630709C	STP043062A	STP043062D
3/4 - 10	—	—	—	SFP709787A	SFP709787C	STP055075A	STP055075D
—	M20	SPFTM20A	SPFTM20B	SFP787886A	SFP787886B	STP062078A	STP062078D
7/8 - 9	—	—	—	SFP787886A	SFP787886B	STP062094A	STP062094B
1 - 8	—	—	—	SFP9541024A	SFP9541024B	STP078102A	STP078102B
1 - 1/8 - 7	—	—	—	SFP11251250A	SFP11251250B	STP109118A	STP109118B

PIPE & FLANGE PROTECTION

PIPE CAPS ..... 90 - 91

PIPE PLUGS ..... 92 - 93

SUCKER ROD PROTECTORS 93

STATOR CAPS 93

PIPE CHOCKS 94

WELD FITTING CAPS & PLUGS 94

RAISED-FACE FLANGE PROTECTORS ..... 95 - 96

FULL-FACE FLANGE PROTECTORS ..... 97 - 103

FLANGE PROTECTOR FASTENERS 101


CODE 61 & 62 FLANGE PROTECTORS..... 104

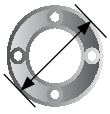
HOW TO MEASURE & SELECT YOUR PRODUCT 105

PIPE & FLANGE PROTECTION

PIPE CAPS

RRC Series
Closed End or Vented Pipe Caps

How to Measure a Pipe & Pick a Cap
See Page 105

Specifications:
- Material: Polyethylene
- Color: See Table

Features:
- Protects threaded or non-threaded pipe ends
- Sized and designed for positive-gripping power over the outside diameter of the pipe
- Eliminates foreign materials from entering the pipe

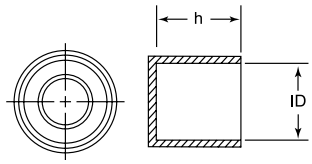

Item No.	Nominal Pipe Size in	ID in	Height (h) in	Color	Bulk Pack Qty
RRC1/8A	1/8	0.385	0.485	Yellow	5500
RRC1/4A	1/4	0.516	0.490	Red	13000
RRC3/8A	3/8	0.660	0.538	Yellow	9500
RRC1/2A	1/2	0.840	0.717	Black	4000
RRC3/4A	3/4	1.045	0.750	Red	2500
RRC1A	1	1.290	0.877	Blue	1500
RRC1-1/4A	1-1/4	1.660	0.920	Red	1000
RRC1-1/2A	1-1/2	1.910	0.925	Black	1000
RRC2A	2	2.378	1.080	Blue	1000
RRC2-1/2A	2-1/2	2.860	1.580	Black	500
RRC3A	3	3.470	1.750	Blue	350
RRC3-1/2A	3-1/2	4.000	1.750	Black	280
RRC4A	4	4.500	1.870	Blue	208
RRC5A	5	5.630	2.150	Blue	120
RRC6A	6	6.640	1.960	Black	80
RRC8A	8	8.670	2.320	Black	50
RRC10A	10	10.680	2.410	Black	25
RRC12A	12	12.600	2.620	Black	18
RRC14E	14	14.000	3.000	Black	15
RRC16E	16	16.000	3.125	Black	15
RRC18E	18	18.000	3.375	Black	10
RRC20A	20	20.000	2.955	Black	15
RRC22A	22	22.000	2.985	Black	10
RRC24A	24	24.000	2.995	Black	8
RRC26A	26	26.000	4.500	Black	8
RRC28A	28	28.000	4.724	Black	12
RRC30A	30	30.000	4.625	Black	3
RRC32A	32	32.000	4.720	Black	10
RRC36A	36	36.000	3.040	Black	20
RRC42A	42	42.000	5.250	Black	12
RRC48A	48	48.000	5.250	Black	12

Vented Pipe Caps
The vent hole option prevents pressure build up inside the pipe that may otherwise force off the cap.

Item No.	Nominal Pipe Size in	ID in	Height (h) in	Color	Bulk Pack Qty
RRC2F	2	2.378	1.080	Orange	1000
RRC2-1/2D	2-1/2	2.860	1.580	Orange	500
RRC3F	3	3.470	1.750	Orange	350
RRC3-1/2E	3-1/2	4.000	1.750	Orange	280
RRC4E	4	4.500	1.870	Orange	192
RRC5F	5	5.630	2.150	Orange	120
RRC6I	6	6.640	1.960	Orange	80
RRC8B	8	8.670	2.320	Orange	50
RRC10D	10	10.580	2.410	Orange	25
RRC12B	12	12.600	2.620	Orange	18

FPC Series
Cracking & Splitting Resistant Pipe Caps

Specifications:
- Material: Flexible Polyethylene
- Color: Yellow

Features:
- Protects threaded or non-threaded pipe ends
- Resistant to cracking and splitting
- Ideal for withstanding temperatures of –40°F to 150°F (–40°C to 66°C) and will not crack or split under normal use
- Outstanding toughness and puncture resistance
- Good flexibility
- DIN sizes available, please consult Essentra if needed

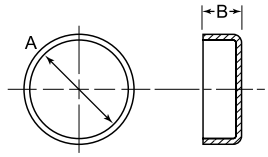

Item No.	Nominal Pipe Size in	A in	B in	Bulk Pack Qty
FPC34137A	2	2.374	2.362	300
FPC34140A	2-1/2	2.717	1.417	100
FPC34151A	3	3.386	1.693	100
FPC32709A	3-1/2	4.000	3.937	100
FPC34169A	4	4.500	1.969	200
FPC34179A	6	6.626	1.969	100
FPC31733A	8	8.625	2.165	80
FPC31735A	10	10.748	2.559	28
FPC31694A	12	12.748	2.953	32
FPC31685A	14	14.000	3.150	26
FPC31664A	16	16.000	3.346	18
FPC34211A	18	17.913	3.150	16
FPC31689A	20	20.000	4.134	12

Item No.	Nominal Pipe Size in	A in	B in	Bulk Pack Qty
FPC31710A	22	22.000	4.527	10
FPC31739A	24	24.000	4.921	10
FPC31718A	28	28.000	5.709	24
FPC31696A	30	30.000	6.102	22
FPC31722A	32	32.000	6.496	18
FPC34240A	34	34.000	6.693	20
FPC31701A	36	36.000	6.889	16
FPC34244A	38	38.000	7.087	16
FPC31727A	40	40.000	7.087	16
FPC34248A	44	44.000	7.283	5
FPC39127A	54	54.000	7.086	5
FPC34252A	56	56.000	8.465	5
FPC34254A	60	60.000	8.661	5
FPC34256A	64	64.000	9.056	5

tel | 800 847 0486 fax | 866 561 6617

RRO Series
Pipe & Conduit Open-End Pipe Caps

How to Measure a Pipe & Pick a Cap
See Page 105

Specifications:
- Material: Polyethylene
- Color: See Table

Features:
- Protects external threads on pipe ends, rigid metal conduit ends (RMC) or intermediate metal conduit ends (IMC)
- Sized and designed for positive-gripping power over the threads on the pipe

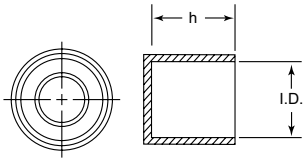

Color Coded for Pipe, EMT or Rigid Metal Conduit (RMC)

Item No.	Nominal Pipe Size in	ID in	Height (h) in	Color	Bulk Pack Qty
RRO1/2C	1/2	0.835	0.750	Black	5000
RRO3/4A	3/4	1.048	0.747	Red	8000
RRO1A	1	1.305	0.940	Blue	4000
RRO1-1/4A	1-1/4	1.653	0.980	Red	2500
RRO1-1/2A	1-1/2	1.890	1.030	Black	1600
RRO2A	2	2.375	1.157	Blue	1000
RRO2-1/2A	2-1/2	2.891	1.580	Black	500
RRO3A	3	3.465	1.750	Blue	350
RRO3-1/2A	3-1/2	4.010	1.750	Black	280
RRO4A	4	4.530	1.870	Blue	208
RRO5A	5	5.531	1.870	Blue	120
RRO6A	6	6.586	2.180	Blue	80
RRO8A	8	8.625	2.210	Black	50
RRO10A	10	10.850	2.410	Black	30

Color Coded for Intermediate Metal Conduit (IMC)

Item No.	Nominal Pipe Size in	ID In	Height (h) In	Color	Bulk Pack Qty
RRO1/2B	1/2	0.835	0.750	Yellow	5000
RRO3/4C	3/4	1.048	0.747	Green	8000
RRO1D	1	1.305	0.940	Orange	4000
RRO1-1/4C	1-1/4	1.653	0.980	Green	2500
RRO1-1/2B	1-1/2	1.890	1.030	Yellow	1600
RRO2E	2	2.375	1.157	Orange	1000
RRO2-1/2B	2-1/2	2.891	1.580	Yellow	500
RRO3C	3	3.465	1.750	Orange	350
RRO3-1/2B	3-1/2	4.010	1.750	Yellow	280
RRO4C	4	4.530	1.870	Orange	208

NPS Series
Heavy Duty Base Pipe Caps

Specifications:
- Material: Polyethylene
- Color: Black

Features:
- Has a thicker heavy-duty base for added protection over the outside diameter of the pipe
- Protects threaded or non-threaded pipe ends
- Eliminates foreign materials from entering the pipe

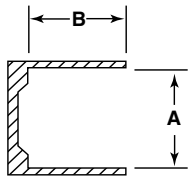

Item No.	Nominal Pipe Size in	A in	B in	Bulk Pack Qty
NPS1/4B	1/4	0.540	0.813	4000
NPS3/8B	3/8	0.675	0.813	2500
NPS1/2B	1/2	0.840	0.813	1800
NPS3/4B	3/4	1.050	0.813	1200
NPS1B	1	1.315	0.813	1600
NPS1-1/4B	1-1/4	1.660	1.406	550

Item No.	Nominal Pipe Size in	A in	B in	Bulk Pack Qty
NPS1-1/2B	1-1/2	1.900	1.406	450
NPS2B	2	2.375	1.375	300
NPS2-1/2B	2-1/2	2.875	1.375	200
NPS3B	3	3.500	1.344	150
NPS3-1/2B	3-1/2	4.000	1.594	100
NPS4B	4	4.500	1.594	80

CEX Series
Lightweight Pipe Caps

Specifications:
- Material: Polyethylene
- Color: See Table

Features:
- Lightweight range with internal rings for positive-gripping power
- Protects threaded or non-threaded pipe ends
- Eliminates foreign materials from entering the pipe

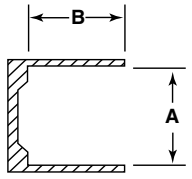

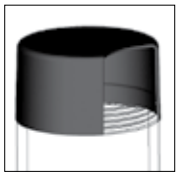

Item No.	Nominal Pipe Size in	A in	B in	Color	Bulk Pack Qty
CEX1/4B	1/4	0.540	0.845	Orange	4000
CEX3/8B	3/8	0.675	0.845	Orange	2500
CEX1/2B	1/2	0.840	0.845	Black	1800
CEX3/4B	3/4	1.050	0.845	Red	1300
CEX1C	1	1.315	0.845	Blue	1600
CEX1-1/4B	1-1/4	1.660	1.465	Red	650

Item No.	Nominal Pipe Size in	A in	B in	Color	Bulk Pack Qty
CEX1-1/2C	1-1/2	1.900	1.465	Black	500
CEX2B	2	2.375	1.465	Blue	300
CEX2-1/2B	2-1/2	2.875	1.465	Black	200
CEX3B	3	3.500	1.465	Blue	150
CEX3-1/2B	3-1/2	4.000	1.695	Black	100
CEX4B	4	4.500	1.695	Blue	80

PIPE PLUGS

How to Measure a Steel Pipe & Pick a Pipe Plug
See Page 105

RPP Series
Ribbed Pipe Plug

Specifications:
- Material: Polyethylene
- Color: See Table

Features:
- Flexible ribs allow plug to fit multiple schedules of NPT pipe
- Straight wall on the plugs OD provides a secure and friction fit with the mating parts ID

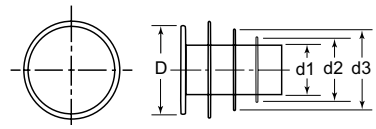

Style 1

Item No.	NPT in	NPT Schedule	Style	Color	D	d1	d2	d3	Bulk Pack Qty
1343438	1/4	40,80	1	Blue	0.539	0.266	0.478	0.5	20000
1343439	3/8	40,80	1	Blue	0.673	0.217	0.575	0.587	15000
1343440	1/2	40,80,160	1	Blue	0.838	0.407	0.695	0.734	12000
1343441	3/4	40,80,160	1	Blue	1.051	0.461	0.905	0.939	10000
1343442	1	40,80,160	1	Blue	1.315	0.637	1.161	1.194	8000
1343443	1-1/4	40,80,160	1	Blue	1.660	0.902	1.509	1.539	4000
1343444	1-1/2	40,80,160	1	Blue	1.900	1.053	1.717	1.759	3000
1343445	2	40,80,160	1	Blue	2.374	1.254	2.216	2.163	2000
1343446	2-1/2	40,80,160	1	Blue	2.875	1.641	2.758	2.737	1300
1343447	3	40,80,160	1	Blue	3.500	2.230	3.356	3.309	800
1343448	4	40,80,120,160	1	Blue	4.500	3.137	4.292	4.281	450
RPP4A	4	40,80,120,160	2	Black	4.450	2.250	4.249	4.409	50
1343449	5	40,80,120,160	1	Blue	5.563	3.908	5.285	5.245	400
RPP5A	5	40,80,120	2	Blue	5.452	2.875	5.150	5.275	50
1343450	6	40,80,120	1	Blue	6.625	4.852	6.472	6.364	270
RPP6A	6	80,120	2	Red	6.460	3.500	5.500	6.000	20
1343451	8	40,60,80,100,120,140	1	Blue	8.625	6.625	8.396	8.268	115
1343452	10	20,30,40,60,80,100	1	Blue	10.750	8.750	10.475	10.450	69
1343453	12	30,40,60,80,100	1	Blue	12.750	10.687	12.366	12.410	42
1343454	14	20,30,60,80,100,120	1	Blue	14.000	11.500	13.602	13.566	12
1343455	16	20,30,40,60,80	1	Blue	16.000	13.750	15.655	15.547	15
1343456	18	20,30,40,60,80	1	Blue	18.000	15.250	17.464	17.443	10
1343457	20	20,30,40,60,80	1	Blue	20.000	17.000	19.593	19.522	10
1343458	24	20,30,40,60,80	1	Blue	24.000	20.867	24.606	24.606	5

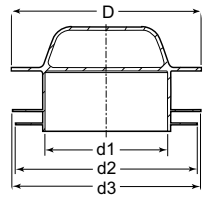

Style 2

Schedule 40 & 80 Pipe Plugs

Specifications:
- Material: Polyethylene
- Color: See Table

Features:
- Designed to plug schedule 40 and 80 steel or plastic pipe ends

See the Numbered Series on page 24 - 26 for more size and color options

Steel Pipe

Nominal Pipe Size in	Schedule	Item No.	Color	Bulk Pack Qty
1/8	40	**004A**	Blue	5000
1/8	80	**002A**	Blue	5000
1/4	40	**008A**	Blue	5000
1/4	80	**006A**	Blue	5000
3/8	40	**012A**	Blue	5000
3/8	80	**009A**	Blue	5000
1/2	40	**017A**	Blue	7500
1/2	80	**014A**	Blue	9000
3/4	40	**027A**	Blue	7000
3/4	80	**022A**	Blue	4000
1	40	**039A**	Red	2000
1	80	**030A**	Blue	4500
1-1/4	40	**1055A**	Blue	2500
1-1/4	80	**044A**	Blue	2500
1-1/2	40	**055A**	Blue	1500
1-1/2	80	**051A**	Blue	1500
2	40	**062A**	Blue	850
2	80	**1075A**	Blue	2500
2-1/2	40	**073A**	Blue	600
2-21/2	80	**064A**	Blue	1000
3	40	**083A**	Blue	750
3	80	**081A**	Blue	500
3-1/2	40	**089A**	Blue	350
3-1/2	80	**086A**	Blue	400
4	40	**092A**	Blue	250
4	80	**090A**	Blue	300
5	40	**1110A**	Blue	250
5	80	**096A**	Blue	250
6	40	**FPL6A**	Black	150
6	80	**102A**	Blue	250
8	40	**FPL8A**	Black	100
8	80	**112A**	Blue	100
10	40	**FPL10A**	Black	50
12	40	**FPL12A**	Black	30
12	80	**132A**	Blue	40

Plastic Pipe

Nominal Pipe Size in	Schedule	Item No.	Color	Bulk Pack Qty
1/8	40	**003A**	Blue	5000
1/8	80	**1000A**	Blue	5000
1/4	40	**007A**	Blue	5000
1/4	80	**005A**	Blue	5000
3/8	40	**013A**	Blue	5000
3/8	80	**009A**	Blue	5000
1/2	40	**016A**	Blue	7500
1/2	80	**013A**	Blue	9000
3/4	40	**026A**	Blue	4000
3/4	80	**022A**	Blue	4000
1	40	**038A**	Blue	2500
1	80	**030A**	Blue	4500
1-1/4	40	**047A**	Blue	2000
1/1/4	80	**044A**	Blue	2500
1-1/2	40	**054A**	Blue	1700
1-1/2	80	**051A**	Blue	1500
2	40	**061A**	Blue	1000
2	80	**058A**	Blue	900
2-1/2	40	**071A**	Blue	600
2-1/2	80	**064A**	Blue	1000
3	40	**083A**	Blue	750
3	80	**081A**	Blue	500
3-1/2	40	**088A**	Blue	300
3-1/2	80	**086A**	Blue	400
4	40	**092A**	Blue	300
4	80	**090A**	Blue	300
5	40	**1100A**	Blue	250
5	80	**096A**	Blue	250
6	40	**104A**	Blue	90
6	80	**102A**	Blue	250
8	40	**116A**	Blue	100
8	80	**112A**	Blue	100
10	40	**128A**	Blue	75
12	40	**133A**	Blue	30
12	80	**132A**	Blue	40

tel | 800 847 0486 fax | 866 561 6617

SUCKER ROD PROTECTORS, STATOR CAPS & NPT PLUGS

SRH Series
Sucker Rod Caps

Specifications:
- Material: Polyethylene
- Color: Black

Features:
- Protects sucker-rod pin ends
- The heavy-duty part design protects during shipping or in-house processing
- The hex head design promotes easy removal in the field with an open or closed-end wrench

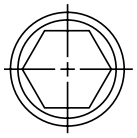

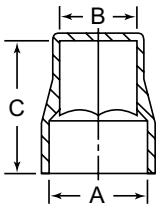

Item No.	Coupling Size in	A in	B in	C in	Bulk Pack Qty
SRH5/8B	0.625	1.250	1.050	1.750	700
SRH3/4A	0.750	1.500	1.130	2.063	500
SRH7/8A	0.875	1.635	1.325	2.188	400
SRH1A	1.000	2.000	1.565	2.460	250
SRH1-1/8A	1.125	2.250	1.560	2.625	200

SRPP Series
Sucker Rod Plug with Pull

Specifications
- Material: Polyethylene
- Color: Black

Features
- Protect sucker-rod coupling ends
- Protects the coupling during shipping and storage

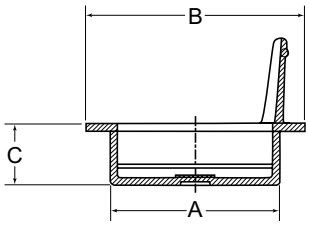

Item No.	Coupling Size in	A in	B in	C in	Bulk Pack Qty
SRPP5/8A	0.625	0.982	1.187	0.400	700
SRPP3/4A	0.750	1.110	1.437	0.400	500
SRPP7/8A	0.875	1.240	1.562	0.400	400
SRPP1A	1.000	1.430	1.937	0.400	250
SRPP1-1/8A	1.125	1.620	2.093	0.400	200

SCDK Series
Pump Stator/Rotor Cap

Specifications:
- Material: PVC
- Color: Black

Features:
- Provides maximum protection for stators/ rotors on progressive cavity pumps
- Flexible material for easy installation

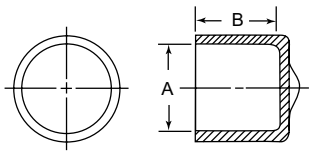

Item No.	ID A in	Length B in	Bulk Pack Qty
SCDK0262A	4.500	2.000	50
SCDK0259A	4.750	2.000	50
SCDK0263A	5.000	2.000	50
SCDK0264A	6.250	2.000	25

Item No.	ID A in	Length B in	Bulk Pack Qty
SCDK0265A	6.500	2.000	25
SCDK0266A	6.750	2.000	25
SCDK0267A	8.000	2.000	25
DM9625-2A	9.625	2.000	20

NPT Series
Plugs for NPT Threads

Specifications:
- Material: Low-Density Polyethylene
- Colors: See Table

Features:
- Designed specifically to be used to plug NPT tapered threaded fittings
- The tapered design allows the part to plug multiple inner diameters

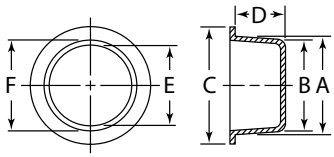

To Assure Proper Fit:

Plugs

Plug dimension "A" should be approx. 1% larger than the inner diameter of the part. Minimum of .020"

Item No.	A in	A mm	B in	B mm	C in	C mm	D in	D mm	E in	E mm	F in	F mm	Color	Bulk Pack Qty
NPT3/8A	0.615	15.62	0.570	14.48	0.750	19.05	0.285	7.24	0.497	12.62	0.535	13.59	Yellow	5000
NPT3/4A	0.955	24.26	0.922	23.42	1.125	28.58	0.363	9.22	0.849	21.56	0.872	22.15	Red	5500
NPT1-1/4A	1.560	39.62	1.510	38.35	1.750	44.45	0.435	11.05	1.401	35.59	1.481	37.62	Red	2000
NPT2A	2.275	57.79	2.225	56.52	2.437	61.90	0.495	12.57	2.092	53.14	2.194	55.73	Blue	2500
NPT2-1/2A	2.725	69.22	2.680	68.07	2.875	73.03	0.480	12.19	2.512	63.80	2.628	66.75	Black	600
NPT3A	3.325	84.46	3.285	83.44	3.500	88.90	0.470	11.94	3.154	80.11	3.220	81.79	Blue	400
NPT3-1/2A	3.785	96.14	3.775	95.89	4.062	103.17	0.750	19.05	3.665	93.09	3.675	93.35	Black	550
NPT4A	4.315	109.61	4.295	109.09	4.687	119.05	0.790	20.07	4.077	103.56	4.115	104.52	Blue	500
NPT5A	5.360	136.14	5.350	135.89	5.750	146.05	0.850	21.59	5.205	132.21	5.215	132.46	Blue	275
NPT6A	6.425	163.20	6.390	162.31	6.750	171.45	0.895	22.73	6.252	158.80	6.272	159.31	Blue	180

PIPE CHOCKS & WELD FITTING CAPS AND PLUGS

PCK Series
Pipe Chocks

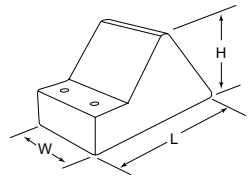

Specifications:
- Material: Low-Density Polyethylene
- Color: Orange

Features:
- Pipe chocks are used to help secure pipe during transit
- Nails are included

Item No.	L		W		H		Bulk Pack Qty
	in	mm	in	mm	in	mm	
PCK0400B	4.500	114.30	2.750	69.85	2.000	50.80	50
PCK0800B	8.000	203.20	3.500	88.90	3.000	76.20	20

BW & DM Series
Butt-Weld Caps & Plugs

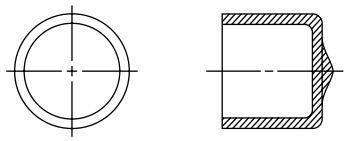

Type: Cap

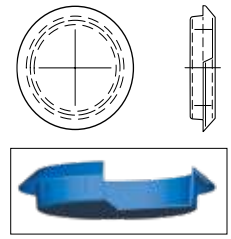

Type: Plug

Specifications:
- See Table

Features:
- Provides maximum protection for butt-weld ends on valves, pumps and heat exchangers
- Will not crack or chip and eliminates the need for plywood, masonite and fasteners
- Saves labor assembly costs
- BW Plug: The special reverse angle matches the butt-weld angle and completely covers or protects the end during shipping and storage

Item No.	Nominal Pipe Size	Type	Material	Color	Bulk Pack Qty
	in				
DM0843-1/2A	1/2	Cap	PVC	Black	5000
DM1000-1/2A	3/4	Cap	PVC	Black	2500
DM1312-1/2A	1	Cap	PVC	Black	2000
DM1625-1/2A	1-1/4	Cap	PVC	Black	500
DM1875-1/2A	1-1/2	Cap	PVC	Black	700
BW2A	2	Plug	Polyethylene	Blue	1000
DM2375-1/2A	2	Cap	PVC	Black	500
BW2-1/2A	2-1/2	Plug	Polyethylene	Blue	600

Item No.	Nominal Pipe Size	Type	Material	Color	Bulk Pack Qty
	in				
DM2875-1/2A	2-1/2	Cap	PVC	Black	500
BW3A	3	Plug	Polyethylene	Blue	400
DM3500-1/2A	3	Cap	PVC	Black	200
DM4000-1/2A	3-1/2	Cap	PVC	Black	200
BW4A	4	Plug	Polyethylene	Blue	250
DM4500-1/2A	4	Cap	PVC	Black	200
DM5500-1/2A	5	Cap	PVC	Black	100
DM6500-1/2A	6	Cap	PVC	Black	100

V Series
Socket-Weld Fitting Plugs

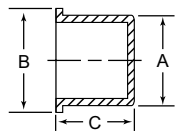

Specifications:
- Material: Polyethylene
- Color: Blue

Features:
- Designed to provide maximum protection for close fit socket weld applications
- Straight wall on the plugs OD provides a secure and friction fit with the mating parts ID

Item No.	Socket Weld Size	A	B	C	Bulk Pack Qty
	in	in	in	in	
V23A	1/2	0.875	1.000	0.355	5000
V31A	3/4	1.085	1.200	0.430	3000
V42A	1	1.350	1.475	0.430	4000
V53A	1-1/4	1.695	1.801	0.430	2500
V57A	1-1/2	1.935	2.060	0.430	2000
V68A	2	2.426	2.550	0.555	1000

tel | 800 847 0486 fax | 866 561 6617

RAISED-FACE FLANGE PROTECTORS

150, 300, 600 & 900 Series
Quick-Fit Raised-Face Protectors

How to Measure a Flange & Pick a Protector
See Page 105

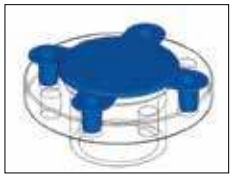

Specifications:
- Material: Polyethylene
- Colors: See Table
- Meets ANSI B16.5 and API specifications
- Suitable for use on ASA and BS1560 flanges

Features:
- Quickly fits into flange bolt holes
- Weather and petroleum resistant
- Requires no fasteners

Nominal Pipe Size in	Class Pressure Rating	Item No.	Color	Bulk Pack Qty
1/2	125	**1501/2A**	Blue	600
1/2	150	**1501/2A**	Blue	600
1/2	300	**3001/2A**	Black	500
1/2	400	**3001/2A**	Black	500
1/2	600	**3001/2A**	Black	500
1/2	900	**9001/2A**	Black	400
1/2	1500	**9001/2A**	Black	400
3/4	125	**1503/4A**	Blue	550
3/4	150	**1503/4A**	Blue	550
3/4	300	**3003/4A**	Black	325
3/4	400	**3003/4A**	Black	325
3/4	600	**3003/4A**	Black	325
3/4	900	**9003/4A**	Black	300
3/4	1500	**9003/4A**	Black	300
1	125	**1501A**	Blue	400
1	150	**1501A**	Blue	400
1	300	**3001A**	Black	280
1	400	**3001A**	Black	280
1	600	**3001A**	Black	280
1	900	**9001A**	Black	250
1	1500	**9001A**	Black	250
1-1/4	125	**1501-1/4A**	Blue	350
1-1/4	150	**1501-1/4A**	Blue	350
1-1/4	300	**3001-1/4A**	Black	200
1-1/4	400	**3001-1/4A**	Black	200
1-1/4	600	**3001-1/4A**	Black	200
1-1/4	900	**9001-1/4A**	Black	200
1-1/4	1500	**9001-1/4A**	Black	200
1-1/2A	125	**1501-1/2A**	Blue	250
1-1/2A	150	**1501-1/2A**	Blue	250
1-1/2A	300	**3001-1/2A**	Black	150
1-1/2A	400	**3001-1/2A**	Black	150
1-1/2A	600	**3001-1/2A**	Black	150
1-1/2A	900	**9001-1/2A**	Black	100
1-1/2A	1500	**9001-1/2A**	Black	100
2	125	**1502A**	Blue	200
2	150	**1502A**	Blue	200
2	300	**3002A**	Black	125
2	400	**3002A**	Black	125
2	600	**3002A**	Black	125
2	900	**9002A**	Black	100
2	1500	**9002A**	Black	100
2-1/2A	125	**1502-1/2A**	Blue	150

Nominal Pipe Size in	Class Pressure Rating	Item No.	Color	Bulk Pack Qty
2-1/2A	150	**1502-1/2A**	Blue	150
2-1/2A	300	**3002-1/2A**	Black	100
2-1/2A	400	**3002-1/2A**	Black	100
2-1/2A	600	**3002-1/2A**	Black	100
2-1/2A	900	**9002-1/2A**	Black	100
2-1/2A	1500	**9002-1/2A**	Black	100
3	125	**1503A**	Blue	100
3	150	**1503A**	Blue	100
3	300	**3003A**	Black	100
3	400	**3003A**	Black	100
3	600	**3003A**	Black	100
3	900	**9003A**	Black	50
3-1/2	125	**1503-1/2A**	Blue	100
3-1/2	150	**1503-1/2A**	Blue	100
3-1/2	300	**3003-1/2A**	Black	80
4	125	**1504A**	Blue	100
4	150	**1504A**	Blue	100
4	300	**3004A**	Black	80
4	600	**6004A**	Black	50
4	900	**9004A**	Black	50
5	150	**900098**	Blue	50
5	300	**900099**	Blue	50
6	125	**1506A**	Blue	90
6	150	**1506A**	Blue	90
6	300	**3006A**	Black	40
6	600	**6006A**	Black	30
6	900	**9006A**	Black	20
8	125	**1508A**	Blue	70
8	150	**1508A**	Blue	70
8	300	**3008A**	Black	45
8	600	**6008A**	Black	20
8	900	**9008A**	Black	20
10	125	**15010A**	Blue	35
10	150	**15010A**	Blue	35
10	300	**30010A**	Black	35
10	600	**60010A**	Black	10
10	900	**90010A**	Black	10
12	125	**15012A**	Blue	30
12	150	**15012A**	Blue	30
12	300	**30012A**	Black	25
12	600	**60012A**	Black	10
12	900	**90012A**	Black	10

FPR Series
Raised-Face Protector Plugs

Specifications:
- Material: Polyethylene
- Color: Black
- Meets ANSI/ASME B16.5 Specifications

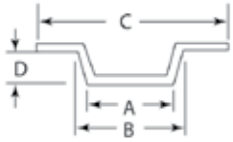

Features:
- Protects petroleum, gas and water type valve flanges
- Protects raised machine face and pipe interior from dirt and moisture during shot and sandblasting operations
- Bolt holes are not covered by flange plugs
- Tapered plug design fits snugly into the pipe's interior
- Requires no fasteners

Item No.	Nominal Pipe Size in	A in	B in	C in	D in	Flange Thickness in	Bulk Pack Qty
FPR1A	1	1.110	1.156	2.080	0.375	0.150	2000
FPR2A	2	2.050	2.075	3.805	0.440	0.140	400
FPR2-1/2A	2-1/2	2.490	2.510	4.315	0.480	0.130	400
FPR3A	3	3.030	3.110	5.195	0.730	0.132	450
FPR4A	4	3.995	4.095	6.550	0.925	0.130	250

Item No.	Nominal Pipe Size in	A in	B in	C in	D in	Flange Thickness in	Bulk Pack Qty
FPR5A	5	4.990	5.080	7.475	1.070	0.125	175
FPR6A	6	5.950	6.050	8.810	1.265	0.125	100
FPR8A	8	8.000	8.070	11.020	1.275	0.145	70
FPR10A	10	9.995	10.150	12.925	1.330	0.170	50
FPR12A	12	12.010	12.155	15.215	1.330	0.165	35

RAISED-FACE FLANGE PROTECTORS

How to Measure a Flange & Pick a Protector
See Page 105

PGR Series
Adhesive Peel & Stick Raised-Face Protectors

Specifications:
- Meets ANSI/ASME B16.5 specifications
- Material: Polyethylene
- Color: Black

Features:
- Adhesive backed, peel and stick design
- Each size will protect the raised-face for 150, 300, 400, 600, 900, 1500 and 2500 pound flanges
- Special adhesive bonds tightly and leaves no residue under normal conditions
- Requires no fasteners

Item No.	Nominal Pipe Size in	Actual OD in	Bulk Pack Qty
PGR1/2A	1/2	1.380	50
PGR3/4A	3/4	1.690	50
PGR1A	1	2.000	50
PGR1-1/4A	1-1/4	2.500	50
PGR1-1/2A	1-1/2	2.880	50
PGR2A	2	3.620	50
PGR2-1/2A	2-1/2	4.120	25
PGR3A	3	5.000	50

Item No.	Nominal Pipe Size in	Actual OD in	Bulk Pack Qty
PGR3-1/2A	3-1/2	5.500	50
PGR4B	4	6.190	50
PGR5A	5	7.310	50
PGR6A	6	8.500	50
PGR8A	8	10.620	25
PGR10A	10	12.750	25
PGR12A	12	15.000	25

PIR Series
Push-In Raised Face Protectors

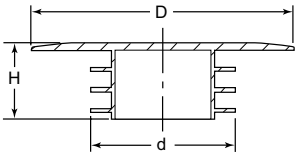

Specifications:
- Material: Polyethylene
- Color: Yellow
- Suitable for ANSI and DIN flanges

Features:
- The flexible fins ensure a snug fit into the bore
- Protects raised face against dirt, moisture, paint and sand blasting
- Parts fit 150, 300, 600, 900, 1500 and 2500 pound flanges
- Requires no fasteners

Item No.	Nominal Pipe Size in	DIN	d in	D in	H in	Bulk Pack Qty
PIR494283A	1/2	DN 15	0.748	1.772	0.650	500
PIR494284A	3/4	DN 20	0.945	2.283	0.650	500
PIR494285A	1	DN 25	1.181	2.756	0.768	500
PIR494286A	1-1/4	DN 32	1.535	3.071	1.161	500
PIR494287A	1-1/2	DN 40	1.772	3.465	1.161	400
PIR494288A	2	DN 50	2.205	4.016	1.161	200
PIR494289A	2-1/2	DN 65	2.835	4.803	1.358	200
PIR494290A	3	DN 80	3.346	5.433	1.358	150
PIR494291A	4	DN 100	4.685	6.417	1.437	100
PIR494292A	5	DN 125	5.630	7.480	1.437	100
PIR494293A	6	DN 150	6.693	8.465	1.437	50
PIR494294A	8	DN 200	8.701	10.630	1.634	30
PIR494295A	10	DN 250	10.827	13.583	1.634	20
PIR494296A	12	DN 300	12.795	16.063	1.634	10

SPIRALGUARD

HDPE - a tough, heavy duty product that maintains industrial strength and quality

Radial cut from extruded tube to induce natural product memory and flexibility

Beveled edges for a smooth finish and easy assembly

Free Samples Available! Call or Visit www.essentracomponents.com

FULL-FACE FLANGE PROTECTORS

RFL/PCF/PRB Series
Full-Face Flange Protectors

How to Measure a Flange & Pick a Protector, See Page 105

RFL Series

PCF Series

PRB Series

Specifications:
- Material: See Table

Features:
- Designed per ANSI B16.5 and ASME b16.47 flange dimensions
- Provides full face flange protection on the flange's exposed sealing surface
- Specifically designed with multiple holes to match the flange's bolt hole diameter and bolt circle
- Fasteners required - see table below

Cable Tie

Hole Plug

Pin/Washer

Nominal Pipe Size	Class Pressure Rating	Actual OD	Bolt Circle Ø	Hole Size	Item No.			Bulk Pack Qty	Fasteners			
					HDPE	PP	Pressboard					
in		in			(Black)	(Black)	(Natural)		Cable Tie	Retainer Plug	PIN	Washer
1/2	150	3.500	2.375	0.625	RFD150-1/2A	PCF150-1/2A	PRB150-1/2A	50	CT022B	FLS005B	PIN2-1/4B	WAS1-3/8A
1/2	300	3.750	2.625	0.625	RFD300-1/2A	PCF300-1/2A	PRB300-1/2A	50	CT022B	FLS005B	PIN2-1/4B	WAS1-3/8A
1/2	400	3.750	2.625	0.625	RFD300-1/2A	PCF300-1/2A	PRB300-1/2A	50	CT022B	FLS005B	PIN2-1/4B	WAS1-3/8A
1/2	600	3.750	2.625	0.625	RFD300-1/2A	PCF300-1/2A	PRB300-1/2A	50	CT022B	FLS005B	PIN2-1/4B	WAS1-3/8A
1/2	900	4.750	3.250	0.875	RFL900-1/2A	PCF900-1/2A	PRB900-1/2A	50	CT022B	FLS015B	PIN2-1/4B	WAS1-3/8A
1/2	1500	4.750	3.250	0.875	RFL900-1/2A	PCF900-1/2A	PRB900-1/2A	50	CT022B	FLS015B	PIN2-1/4B	WAS1-3/8A
1/2	2500	5.250	3.500	0.875	RFL2500-1/2A	PCF2500-1/2A	PRB2500-1/2A	50	CT022B	FLS015B	PIN2-1/4B	WAS1-3/8A
3/4	150	3.875	2.750	0.625	RFD150-3/4A	PCF150-3/4A	PRB150-3/4A	50	CT022B	FLS005B	PIN2-1/4B	WAS1-3/8A
3/4	300	4.625	3.250	0.750	RFL300-3/4A	PCF300-3/4A	PRB300-3/4A	50	CT022B	FLS010B	PIN2-1/4B	WAS1-3/8A
3/4	400	4.625	3.250	0.750	RFL300-3/4A	PCF300-3/4A	PRB300-3/4A	50	CT022B	FLS010B	PIN2-1/4B	WAS1-3/8A
3/4	600	4.625	3.250	0.750	RFL300-3/4A	PCF300-3/4A	PRB300-3/4A	50	CT022B	FLS010B	PIN2-1/4B	WAS1-3/8A
3/4	900	5.125	3.500	0.875	RFL900-3/4A	PCF900-3/4A	PRB900-3/4A	50	CT025B	FLS015B	PIN2-1/4B	WAS1-3/8A
3/4	1500	5.125	3.500	0.875	RFL900-3/4A	PCF900-3/4A	PRB900-3/4A	50	CT025B	FLS015B	PIN2-1/4B	WAS1-3/8A
3/4	2500	5.500	3.750	0.875	RFL2500-3/4A	PCF2500-3/4A	PRB2500-3/4A	50	CT025B	FLS015B	PIN2-1/4B	WAS1-3/8A
1	150	4.250	3.125	0.625	RFD150-1A	PCF150-1A	PRB150-1A	50	CT022B	FLS005B	PIN2-1/4B	WAS1-3/8A
1	300	4.875	3.500	0.750	RFL300-1A	PCF300-1A	PRB300-1A	50	CT022B	FLS010B	PIN2-1/4B	WAS1-3/8A
1	400	4.875	3.500	0.750	RFL300-1A	PCF300-1A	PRB300-1A	50	CT022B	FLS010B	PIN2-1/4B	WAS1-3/8A
1	600	4.875	3.500	0.750	RFL300-1A	PCF300-1A	PRB300-1A	50	CT022B	FLS010B	PIN2-1/4B	WAS1-3/8A
1	900	5.875	4.000	1.000	RFL900-1A	PCF900-1A	PRB900-1A	50	CT025B	FLS020B	PIN2-1/4B	WAS1-3/8A
1	1500	5.875	4.000	1.000	RFL900-1A	PCF900-1A	PRB900-1A	50	CT025B	FLS020B	PIN2-1/4B	WAS1-3/8A
1	2500	6.250	4.250	1.000	RFL2500-1A	PCF2500-1A	PRB2500-1A	50	CT025B	FLS020B	PIN2-1/4B	WAS1-3/8A
1-1/4	150	4.625	3.500	0.625	RFD150-1-1/4A	PCF150-1-1/4A	PRB150-1-1/4A	50	CT022B	FLS005B	PIN2-1/4B	WAS1-3/8A
1-1/4	300	5.250	3.875	0.750	RFL300-1-1/4A	PCF300-1-1/4A	PRB300-1-1/4A	50	CT022B	FLS010B	PIN2-1/4B	WAS1-3/8A
1-1/4	400	5.250	3.875	0.750	RFL300-1-1/4A	PCF300-1-1/4A	PRB300-1-1/4A	50	CT022B	FLS010B	PIN2-1/4B	WAS1-3/8A
1-1/4	600	5.250	3.875	0.750	RFL300-1-1/4A	PCF300-1-1/4A	PRB300-1-1/4A	50	CT022B	FLS010B	PIN2-1/4B	WAS1-3/8A
1-1/4	900	6.250	4.875	1.000	RFL900-1-1/4A	PCF900-1-1/4A	PRB900-1-1/4A	50	CT025B	FLS020B	PIN2-1/4B	WAS1-3/8A
1-1/4	1500	6.250	4.875	1.000	RFL900-1-1/4A	PCF900-1-1/4A	PRB900-1-1/4A	50	CT025B	FLS020B	PIN2-1/4B	WAS1-3/8A
1-1/4	2500	7.250	5.125	1.125	RFL2500-1-1/4A	PCF2500-1-1/4A	PRB2500-1-1/4A	50	CT025B	FLS025B	PIN2-1/4B	WAS1-3/8A
1-1/2	150	5.000	3.875	0.625	RFD150-1-1/2A	PCF150-1-1/2A	PRB150-1-1/2A	50	CT022B	FLS005B	PIN2-1/4B	WAS1-3/8A
1-1/2	300	6.125	4.500	0.875	RFL300-1-1/2A	PCF300-1-1/2A	PRB300-1-1/2A	50	CT025B	FLS015B	PIN2-1/4B	WAS1-3/8A
1-1/2	400	6.125	4.500	0.875	RFL300-1-1/2A	PCF300-1-1/2A	PRB300-1-1/2A	50	CT025B	FLS015B	PIN2-1/4B	WAS1-3/8A
1-1/2	600	6.125	4.500	0.875	RFL300-1-1/2A	PCF300-1-1/2A	PRB300-1-1/2A	50	CT025B	FLS015B	PIN2-1/4B	WAS1-3/8A
1-1/2	900	7.000	4.875	1.125	RFL900-1-1/2A	PCF900-1-1/2A	PRB900-1-1/2A	50	CT025B	FLS025B	PIN2-1/4B	WAS1-3/8A
1-1/2	1500	7.000	4.875	1.125	RFL900-1-1/2A	PCF900-1-1/2A	PRB900-1-1/2A	50	CT025B	FLS025B	PIN2-1/4B	WAS1-3/8A
1-1/2	2500	8.000	5.750	1.250	RFL2500-1-1/2A	PCF2500-1-1/2A	PRB2500-1-1/2A	50	CT025B	FLS030B	PIN3-1/4B	WAS1-3/8A
2	150	6.000	4.750	0.750	RFL150-2A	PCF150-2A	PRB150-2A	50	CT022B	FLS010B	PIN2-1/4B	WAS1-3/8A
2	300	6.500	5.000	0.750	RFL300-2A	PCF300-2A	PRB300-2A	50	CT025B	FLS020B	PIN2-1/4B	WAS1-3/8A
2	400	6.500	5.000	0.750	RFL300-2A	PCF300-2A	PRB300-2A	50	CT025B	FLS020B	PIN2-1/4B	WAS1-3/8A
2	600	6.500	5.000	0.750	RFL300-2A	PCF300-2A	PRB300-2A	50	CT025B	FLS020B	PIN2-1/4B	WAS1-3/8A
2	900	8.500	6.500	1.000	RFL900-2A	PCF900-2A	PRB900-2A	50	CT025B	FLS020B	PIN2-1/4B	WAS1-3/8A
2	1500	8.500	6.500	1.000	RFL900-2A	PCF900-2A	PRB900-2A	50	CT025B	FLS020B	PIN2-1/4B	WAS1-3/8A
2	2500	9.250	6.750	1.125	RFL2500-2A	PCF2500-2A	PRB2500-2A	50	CT027B	FLS025B	PIN3-1/4B	WAS1-3/8A
2-1/2	150	7.000	5.500	0.750	RFL150-2-1/2A	PCF150-2-1/2A	PRB150-2-1/2A	50	CT025B	FLS010B	PIN2-1/4B	WAS1-3/8A
2-1/2	300	7.500	5.875	0.875	RFL300-2-1/2A	PCF300-2-1/2A	PRB300-2-1/2A	50	CT025B	FLS015B	PIN2-1/4B	WAS1-3/8A
2-1/2	400	7.500	5.875	0.875	RFL300-2-1/2A	PCF300-2-1/2A	PRB300-2-1/2A	50	CT025B	FLS015B	PIN2-1/4B	WAS1-3/8A
2-1/2	600	7.500	5.875	0.875	RFL300-2-1/2A	PCF300-2-1/2A	PRB300-2-1/2A	50	CT025B	FLS015B	PIN2-1/4B	WAS1-3/8A
2-1/2	900	9.625	7.500	1.125	RFL900-2-1/2A	PCF900-2-1/2A	PRB900-2-1/2A	50	CT025B	FLS025B	PIN2-1/4B	WAS1-3/8A
2-1/2	1500	9.625	7.500	1.125	RFL900-2-1/2A	PCF900-2-1/2A	PRB900-2-1/2A	50	CT025B	FLS025B	PIN3-1/4B	WAS1-3/8A
2-1/2	2500	10.500	7.750	1.250	RFL2500-2-1/2A	PCF2500-2-1/2A	PRB2500-2-1/2A	25	CT027B	FLS030B	PIN3-1/4B	WAS1-3/4A
3	150	7.500	6.000	0.750	RFL150-3A	PCF150-3A	PRB150-3A	50	CT025B	FLS010B	PIN2-1/4B	WAS1-3/8A
3	300	8.250	6.625	0.875	RFL300-3A	PCF300-3A	PRB300-3A	50	CT025B	FLS015B	PIN2-1/4B	WAS1-3/8A
3	400	8.250	6.625	0.875	RFL300-3A	PCF300-3A	PRB300-3A	50	CT025B	FLS015B	PIN2-1/4B	WAS1-3/8A
3	600	8.250	6.625	0.875	RFL300-3A	PCF300-3A	PRB300-3A	50	CT025B	FLS015B	PIN2-1/4B	WAS1-3/8A
3	900	9.500	7.500	1.000	RFL900-3A	PCF900-3A	PRB900-3A	50	CT025B	FLS020B	PIN2-1/4B	WAS1-3/8A
3	1500	10.500	8.000	1.250	RFL1500-3A	PCF1500-3A	PRB1500-3A	25	CT027B	FLS030B	PIN3-1/4B	WAS1-3/4A
3	2500	12.000	9.000	1.375	RFL2500-3A	PCF2500-3A	PRB2500-3A	25	CT027B	FLS035B	PIN3-1/4B	WAS1-3/4A
3-1/2	150	8.500	7.000	0.750	RFL150-3-1/2A	PCF150-3-1/2A	PRB150-3-1/2A	50	CT025B	FLS010B	PIN2-1/4B	WAS1-3/8A
3-1/2	300	9.000	7.250	0.875	RFL300-3-1/2A	PCF300-3-1/2A	PRB300-3-1/2A	50	CT025B	FLS015B	PIN2-1/4B	WAS1-3/8A
3-1/2	400	9.000	7.250	1.000	RFL600-3-1/2A	PCF600-3-1/2A	—	50	CT025B	FLS020B	PIN2-1/4B	WAS1-3/8A
3-1/2	600	9.000	7.250	1.000	RFL600-3-1/2A	—	—	50	CT025B	FLS020B	PIN2-1/4B	WAS1-3/8A
4	150	9.000	7.500	0.750	RFL150-4A	PCF150-4A	PRB150-4A	25	CT025B	FLS010B	PIN2-1/4B	WAS1-3/8A
4	300	10.000	7.875	0.875	RFL300-4A	PCF300-4A	PRB300-4A	50	CT025B	FLS015B	PIN2-1/4B	WAS1-3/8A
4	400	10.000	7.875	1.000	RFL400-4A	—	—	50	CT025B	FLS020B	PIN3-1/4B	WAS1-3/8A

(Continued on next page >)

FULL-FACE FLANGE PROTECTORS

RFL/PCF/PRB Series
Full-Face Flange Protectors

How to Measure a Flange & Pick a Protector, See Page 105

RFL Series

PCF Series

PRB Series

Cable Tie

Hole Plug

Pin/Washer

Nominal Pipe Size in	Class Pressure Rating	Actual OD in	Bolt Circle Ø	Hole Size	Item No. HDPE (Black)	Item No. PP (Black)	Item No. Pressboard (Natural)	Bulk Pack Qty	Fasteners Cable Tie	Fasteners Retainer Plug	Fasteners PIN	Fasteners Washer
4	600	10.750	8.500	1.000	RFL600-4A	PCF600-4A	PRB600-4A	50	CT025B	FLS020B	PIN3-1/4B	WAS1-3/8A
4	900	11.500	9.250	1.250	RFL900-4A	PCF900-4A	PRB900-4A	25	CT025B	FLS030B	PIN3-1/4B	WAS1-3/8A
4	1500	12.250	9.500	1.375	RFL1500-4A	PCF1500-4A	PRB1500-4A	25	CT027B	FLS035B	PIN3-1/4B	WAS1-3/4A
4	2500	14.000	10.750	1.625	RFL2500-4A	PCF2500-4A	PRB2500-4A	25	CT029B	FLS045B	—	—
5	150	10.000	8.500	0.875	RFL150-5A	PCF150-5A	PRB150-5A	50	CT025B	FLS015B	PIN2-1/4B	WAS1-3/8A
5	300	11.000	9.250	0.875	RFL300-5A	PCF300-5A	PRB300-5A	25	CT025B	FLS015B	PIN2-1/4B	WAS1-3/8A
5	400	11.000	9.250	1.000	RFL400-5A	—	—	25	CT025B	FLS020B	PIN3-1/4B	WAS1-3/8A
5	600	13.000	10.500	1.125	RFL600-5A	PCF600-5A	PRB600-5A	25	CT025B	FLS025B	PIN3-1/4B	WAS1-3/8A
5	900	13.750	11.000	1.375	RFL900-5A	PCF900-5A	PRB900-5A	25	CT027B	FLS035B	PIN3-1/4B	WAS1-3/4A
5	1500	14.750	11.500	1.625	RFL1500-5A	PCF1500-5A	PRB1500-5A	25	CT029B	FLS045B	—	—
5	2500	16.500	12.750	1.875	RFL2500-5A	PCF2500-5A	PRB2500-5A	25	CT029B	FLS055B	—	—
6	150	11.000	9.500	0.875	RFL150-6A	PCF150-6A	PRB150-6A	25	CT025B	FLS015B	PIN2-1/4B	WAS1-3/8A
6	300	12.500	10.625	0.875	RFL300-6A	PCF300-6A	PRB300-6A	25	CT025B	FLS015B	PIN2-1/4B	WAS1-3/8A
6	400	12.500	10.625	1.000	RFL400-6A	—	—	25	CT025B	FLS020B	PIN3-1/4B	WAS1-3/8A
6	600	14.000	11.500	1.125	RFL600-6A	PCF600-6A	PRB600-6A	25	CT025B	FLS025B	PIN3-1/4B	WAS1-3/8A
6	900	15.000	12.500	1.250	RFL900-6A	PCF900-6A	PRB900-6A	25	CT027B	FLS030B	PIN3-1/4B	WAS1-3/4A
6	1500	15.500	12.500	1.500	RFL1500-6A	PCF1500-6A	PRB1500-6A	25	CT029B	FLS040B	—	—
6	2500	19.000	14.500	2.125	RFL2500-6A	PCF2500-6A	PRB2500-6A	25	CT076B	FLS065B	—	—
8	150	13.500	11.750	0.875	RFL150-8A	PCF150-8A	PRB150-8A	25	CT025B	FLS015B	PIN2-1/4B	WAS1-3/8A
8	300	15.000	13.000	1.000	RFL300-8A	PCF300-8A	PRB300-8A	25	CT025B	FLS020B	PIN2-1/4B	WAS1-3/8A
8	400	15.000	13.000	1.125	RFL400-8A	—	—	25	CT025B	FLS025B	PIN3-1/4B	WAS1-3/8A
8	600	16.500	13.750	1.250	RFL600-8A	PCF600-8A	PRB600-8A	25	CT025B	FLS030B	PIN3-1/4B	WAS1-3/8A
8	900	18.500	15.500	1.500	RFL900-8A	PCF900-8A	PRB900-8A	25	CT027B	FLS040B	PIN3-1/4B	WAS1-3/8A
8	1500	19.000	15.500	1.750	RFL1500-8A	PCF1500-8A	PRB1500-8A	25	CT029B	FLS050B	—	—
8	2500	21.750	17.250	2.125	RFL2500-8A	PCF2500-8A	PRB2500-8A	10	CT076B	FLS065B	—	—
10	150	16.000	14.250	1.000	RFL150-10A	PCF150-10A	PRB150-10A	25	CT025B	FLS020B	PIN2-1/4B	WAS1-3/8A
10	300	17.500	15.250	1.125	RFL300-10A	PCF300-10A	PRB300-10A	25	CT025B	FLS025B	PIN3-1/4B	WAS1-3/8A
10	400	17.500	15.250	1.250	RFL400-10A	—	—	25	CT027B	FLS030B	PIN3-1/4B	WAS1-3/4A
10	600	20.000	17.000	1.375	RFL600-10A	PCF600-10A	PRB600-10A	25	CT027B	FLS035B	PIN3-1/4B	WAS1-3/4A
10	900	21.500	18.500	1.500	RFL900-10A	PCF900-10A	PRB900-10A	10	CT027B	FLS040B	—	WAS1-3/4A
10	1500	23.000	19.000	2.000	RFL1500-10A	PCF1500-10A	PRB1500-10A	10	CT076B	FLS060B	—	—
10	2500	26.500	21.250	2.625	RFL2500-10A	PCF2500-10A	PRB2500-10A	10	CT076B	FLS075B	—	—
12	150	19.000	17.000	1.000	RFL150-12A	PCF150-12A	PRB150-12A	25	CT025B	FLS020B	PIN2-1/4B	WAS1-3/8A
12	300	20.500	17.750	1.250	RFL300-12A	PCF300-12A	PRB300-12A	10	CT025B	FLS030B	PIN3-1/4B	WAS1-3/8A
12	400	20.500	17.750	1.375	RFL400-12A	—	—	10	CT027B	FLS035B	PIN3-1/4B	WAS1-3/4A
12	600	22.000	19.250	1.375	RFL600-12A	PCF600-12A	PRB600-12A	10	CT027B	FLS035B	PIN3-1/4B	WAS1-3/4A
12	900	24.000	21.000	1.500	RFL900-12A	PCF900-12A	PRB900-12A	10	CT029B	FLS040B	—	—
12	1500	26.500	22.500	2.125	RFL1500-12A	PCF1500-12A	PRB1500-12A	10	CT076B	FLS065B	—	—
12	2500	30.000	24.380	2.875	RFL2500-12A	PCF2500-12A	PRB2500-12A	10	CT076B	—	—	—
14	150	21.000	18.750	1.125	RFL150-14A	PCF150-14A	PRB150-14A	10	CT025B	FLS025B	PIN2-1/4B	WAS1-3/8A
14	300	23.000	20.250	1.250	RFL300-14A	PCF300-14A	PRB300-14A	10	CT025B	FLS030B	PIN3-1/4B	
14	400	23.000	20.250	1.375	RFL400-14A	—	—	10	CT027B	FLS035B	PIN3-1/4B	WAS1-3/4A
14	600	23.750	20.750	1.500	RFL600-14A	PCF600-14A	PRB600-14A	10	CT027B	FLS040B	—	—
14	900	25.250	22.000	1.625	RFL900-14A	PCF900-14A	PRB900-14A	10	CT029B	FLS045B	—	—
14	1500	29.500	25.000	2.375	RFL1500-14A	PCF1500-14A	PRB1500-14A	10	CT076B	FLS070B	—	—
16	150	23.500	21.250	1.125	RFL150-16A	PCF150-16A	PRB150-16A	10	CT025B	FLS025B	PIN2-1/4B	WAS1-3/8A
16	300	25.500	22.500	1.375	RFL300-16A	PCF300-16A	PRB300-16A	10	CT025B	FLS035B	PIN3-1/4B	WAS1-3/4A
16	400	25.500	22.500	1.500	RFL400-16A	—	—	10	CT027B	FLS040B	PIN3-1/4B	WAS1-3/4A
16	600	27.000	23.750	1.625	RFL600-16A	PCF600-16A	PRB600-16A	10	CT027B	FLS045B	—	—
16	900	27.750	24.250	1.750	RFL900-16A	PCF900-16A	PRB900-16A	10	CT029B	FLS050B	—	—
16	1500	32.500	27.750	2.625	RFL1500-16A	PCF1500-16A	PRB1500-16A	10	CT076B	FLS075B	—	—
18	150	25.000	22.750	1.250	RFL150-18A	PCF150-18A	PRB150-18A	10	CT025B	FLS030B	PIN3-1/4B	WAS1-3/8A
18	300	28.000	24.750	1.375	RFL300-18A	PCF300-18A	PRB300-18A	10	CT027B	FLS035B	PIN3-1/4B	WAS1-3/4A
18	400	28.000	24.750	1.500	RFL400-18A	—	—	10	CT027B	FLS040B	PIN3-1/4B	WAS1-3/4A
18	600	29.250	25.750	1.750	RFL600-18A	PCF600-18A	PRB600-18A	10	CT027B	FLS050B	—	—
18	900	31.000	27.000	2.000	RFL900-18A	PCF900-18A	PRB900-18A	10	CT076B	FLS060B	—	—
18	1500	36.000	30.500	2.875	RFL1500-18A	PCF1500-18A	PRB1500-18A	10	CT076B	—	—	—
20	150	27.500	25.000	1.250	RFL150-20A	PCF150-20A	PRB150-20A	10	CT025B	FLS030B	PIN3-1/4B	WAS1-3/8A
20	300	30.500	27.000	1.375	RFL300-20A	PCF300-20A	PRB300-20A	10	CT027B	FLS035B	PIN3-1/4B	WAS1-3/4A
20	400	30.500	27.000	1.625	RFL400-20A	—	—	10	CT029B	FLS045B	—	—
20	600	32.000	28.500	1.750	RFL600-20A	PCF600-20A	PRB600-20A	10	CT029B	FLS050B	—	—
20	900	33.750	29.500	2.125	RFL900-20A	PCF900-20A	PRB900-20A	10	CT076B	FLS065B	—	—
20	1500	38.750	32.750	3.125	RFL1500-20A	PCF1500-20A	PRB1500-20A	10	CT080B	—	—	—
22	150	29.500	27.250	1.375	RFL150-22A	PCF150-22A	PRB150-22A	10	CT025B	FLS035B	PIN3-1/4B	WAS1-3/4A
22	300	33.000	29.250	1.625	RFL300-22A	PCF300-22A	PRB300-22A	10	CT029B	FLS045B	PIN3-1/4B	WAS1-3/4A
22	400	33.000	29.250	1.750	RFL400-22A	—	—	10	CT029B	FLS050B	—	—
22	600	34.250	30.625	1.750	RFL600-22A	PCF600-22A	PRB600-22A	10	CT029B	FLS050B	—	—
24	150	32.000	29.500	1.375	RFL150-24A	PCF150-24A	PRB150-24A	10	CT027B	FLS035B	PIN3-1/4B	WAS1-3/4A

(Continued on next page >)

FULL-FACE FLANGE PROTECTORS

RFL/PCF/PRB Series
Full-Face Flange Protectors

How to Measure a Flange & Pick a Protector, See Page 105

RFL Series

PCF Series

PRB Series

Cable Tie

Hole Plug

Pin/Washer

Nominal Pipe Size in	Class Pressure Rating	Actual OD in	Bolt Circle Ø	Hole Size	Item No. HDPE (Black)	Item No. PP (Black)	Item No. Pressboard (Natural)	Bulk Pack Qty	Fasteners Cable Tie	Fasteners Retainer Plug	Fasteners PIN	Fasteners Washer
24	300	36.000	32.000	1.625	RFL300-24A	PCF300-24A	PRB300-24A	10	CT029B	FLS045B	—	—
24	400	36.000	32.000	1.875	RFL400-24A	—	—	10	CT029B	FLS055B	—	—
24	600	37.000	33.000	2.000	RFL600-24A	PCF600-24A	PRB600-24A	10	CT076B	FLS060B	—	—
24	900	41.000	35.500	2.625	RFL900-24A	PCF900-24A	PRB900-24A	10	CT076B	FLS075B	—	—
24	1500	46.000	39.000	3.625	RFL1500-24A	PCF1500-24A	PRB1500-24A	10	CT080B	FLS080B	—	—
26	150	34.250	31.750	1.375	RFL150-26A	PCF150-26A	PRB150-26A	10	CT027B	FLS035B	PIN3-1/4B	WAS1-3/4A
26	300	38.250	34.500	1.750	RFL300-26A	PCF300-26A	PRB300-26A	10	CT029B	FLS050B	—	—
26	400	38.250	34.500	1.875	RFL400-26A	—	—	10	CT029B	FLS055B	—	—
26	600	40.000	36.000	2.000	RFL600-26A	PCF600-26A	PRB600-26A	10	CT076B	FLS060B	—	—
26	900	42.750	37.500	2.875	RFL900-26A	PCF900-26A	PRB900-26A	10	CT076B	—	—	—
28	150	36.500	34.000	1.375	RFL150-28A	PCF150-28A	PRB150-28A	10	CT027B	FLS035B	PIN3-1/4B	WAS1-3/4A
28	300	40.750	37.000	1.750	RFL300-28A	PCF300-28A	PRB300-28A	10	CT029B	FLS050B	—	—
28	400	40.750	37.000	2.000	RFL400-28A	—	—	10	CT029B	FLS060B	—	—
28	600	42.250	38.000	2.125	RFL600-28A	PCF600-28A	PRB600-28A	10	CT076B	FLS065B	—	—
28	900	46.000	40.250	3.125	RFL900-28A	PCF900-28A	PRB900-28A	10	CT076B	—	—	—
30	150	38.750	36.000	1.375	RFL150-30A	PCF150-30A	PRB150-30A	10	CT027B	FLS035B	PIN3-1/4B	WAS1-3/4A
30	300	43.000	39.250	1.875	RFL300-30A	PCF300-30A	PRB300-30A	10	CT029B	FLS055B	—	—
30	400	43.000	39.250	2.125	RFL400-30A	—	—	10	CT076B	FLS065B	—	—
30	600	44.500	40.250	2.125	RFL600-30A	PCF600-30A	PRB600-30A	10	CT076B	FLS065B	—	—
30	900	48.500	42.750	3.125	RFL900-30A	—	—	1	CT076B	—	—	—
32	150	41.750	38.500	1.625	RFL150-32A	PCF150-32A	PRB150-32A	10	CT029B	FLS045B	—	—
32	300	45.250	41.500	2.000	RFL300-32A	PCF300-32A	PRB300-32A	10	CT029B	FLS060B	—	—
32	400	45.250	41.500	2.125	RFL400-32A	—	—	10	CT076B	FLS065B	—	—
32	600	47.000	42.500	2.375	RFL600-32A	PCF600-32A	PRB600-32A	10	CT076B	FLS070B	—	—
32	900	51.750	45.500	3.375	RFL900-32A	—	—	10	CT076B	—	—	—
34	150	43.750	40.500	1.625	RFL150-34A	PCF150-34A	PRB150-34A	10	CT029B	FLS045B	—	—
34	300	47.500	43.500	2.000	RFL300-34A	PCF300-34A	PRB300-34A	10	CT076B	FLS060B	—	—
34	400	47.500	43.500	2.125	RFL400-34A	—	—	10	CT076B	FLS065B	—	—
34	600	49.000	44.500	2.375	RFL600-34A	—	—	10	CT076B	FLS070B	—	—
34	900	55.000	48.250	3.625	RFL900-34A	—	—	10	CT076B	FLS080B	—	—
36	150	46.000	42.750	1.625	RFL150-36A	PCF150-36A	PRB150-36A	10	CT029B	FLS045B	—	—
36	300	50.000	46.000	2.125	RFL300-36A	PCF300-36A	—	10	CT076B	FLS065B	—	—
36	400	50.000	46.000	2.125	RFL400-36A	—	—	10	CT076B	FLS065B	—	—
36	600	51.750	47.000	2.625	RFL600-36A	—	—	10	CT076B	FLS075B	—	—
36	900	57.500	50.750	3.625	RFL900-36A	—	—	10	CT076B	FLS080B	—	—
38	150	48.750	45.250	1.625	RFL150-38A	—	—	10	CT080B	FLS045B	—	—
38	300	46.000	43.000	1.625	RFL300-38A	—	—	10	CT080B	FLS045B	—	—
38	400	47.500	44.000	1.875	RFL400-38A	—	—	10	CT080B	FLS055B	—	—
38	600	50.000	45.750	2.375	RFL600-38A	—	—	10	CT080B	FLS070B	—	—
38	900	57.500	50.750	3.625	RFL900-38A	—	—	10	CT080B	FLS080B	—	—
40	150	50.750	47.250	1.625	RFL150-40A	—	—	1	CT080B	FLS045B	—	—
40	300	48.750	45.500	1.750	RFL300-40A	—	—	1	CT080B	FLS050B	—	—
40	400	50.000	46.250	2.000	RFL400-40A	—	—	1	CT080B	FLS060B	—	—
40	600	52.000	47.750	2.375	RFL600-40A	—	—	1	CT080B	FLS070B	—	—
40	900	59.500	52.750	3.625	RFL900-40A	—	—	1	CT080B	FLS080B	—	—
42	150	53.000	49.500	1.625	RFL150-42A	—	—	1	CT080B	FLS045B	—	—
42	300	50.750	47.500	1.750	RFL300-42A	—	—	1	CT080B	FLS050B	—	—
42	400	52.000	48.250	2.000	RFL400-42A	—	—	1	CT080B	FLS060B	—	—
42	600	55.250	50.500	2.625	RFL600-42A	—	—	1	CT080B	FLS075B	—	—
44	150	55.250	51.750	1.625	RFL150-44A	—	—	1	CT080B	FLS045B	—	—
44	300	53.250	49.750	1.875	RFL300-44A	—	—	1	CT080B	FLS055B	—	—
44	400	54.500	50.500	2.125	RFL400-44A	—	—	1	CT080B	FLS065B	—	—
44	600	57.250	52.500	2.625	RFL600-44A	—	—	1	CT080B	FLS075B	—	—
46	150	57.250	53.750	1.625	RFL150-46A	—	—	1	CT080B	FLS045B	—	—
46	300	55.750	52.000	2.000	RFL300-46A	—	—	1	CT080B	FLS060B	—	—
46	400	56.750	52.750	2.125	RFL400-46A	—	—	1	CT080B	FLS065B	—	—
46	600	59.500	54.750	2.625	RFL600-46A	—	—	1	CT080B	FLS075B	—	—
48	150	59.500	56.000	1.625	RFL150-48A	—	—	1	CT080B	FLS045B	—	—
48	300	57.750	54.000	2.000	RFL300-48A	—	—	1	CT080B	FLS060B	—	—
48	400	59.500	55.250	2.375	RFL400-48A	—	—	1	CT080B	FLS070B	—	—

FULL-FACE FLANGE PROTECTORS

Flange Protection Discs

Specifications:
- Material: PolyCor™ corrugated polypropylene
- Color: Black

Features:
- Provides simple, cost-effective protection for flanges
- Covers full flange face - applied by strapping cable ties through bolt holes
- Wide range covers variety of DIN sizes and pressure ratings

DIN - PN 6 Range

Item No.	Nominal Pipe Size	Outside Ø	Bolt Circle Ø	Bolt Hole Size	Std Pack Qty	Cable Tie Item No.
		mm	mm	mm		
PCL6DN10A	DN 10	75	50	11	50	CT022B
PCL6DN15A	DN 15	80	55	11	50	CT022B
PCL6DN20A	DN 20	90	65	11	50	CT022B
PCL6DN25A	DN 25	100	75	11	50	CT022B
PCL6DN32A	DN 32	120	90	14	50	CT022B
PCL6DN40A	DN 40	130	100	14	50	CT022B
PCL6DN50A	DN 50	140	110	14	50	CT022B
PCL6DN65A	DN 65	160	130	14	50	CT022B
PCL6DN80A	DN 80	190	150	18	50	CT022B
PCL6DN100A	DN 100	210	170	18	50	CT022B
PCL6DN125A	DN 125	240	200	18	50	CT022B
PCL6DN150A	DN 150	265	225	18	25	CT022B
PCL6DN200A	DN 200	320	280	18	25	CT022B
PCL6DN250A	DN 250	375	335	18	25	CT022B
PCL6DN300A	DN 300	440	395	22	25	CT022B
PCL6DN350A	DN 350	490	445	22	25	CT022B
PCL6DN400A	DN 400	540	495	22	10	CT022B
PCL6DN500A	DN 500	645	600	22	10	CT022B
PCL6DN600A	DN 600	755	705	24	10	CT022B

DIN - PN 10 Range

Item No.	Nominal Pipe Size	Outside Ø	Bolt Circle Ø	Bolt Hole Size	Std Pack Qty	Cable Tie Item No.
		mm	mm	mm		
PCL10162540DN10A	DN 10	90	60	14	50	CT022B
PCL10162540DN15A	DN 15	95	65	14	50	CT022B
PCL10162540DN20A	DN 20	105	75	14	50	CT022B
PCL10162540DN25A	DN 25	115	85	14	50	CT022B
PCL10162540DN32A	DN 32	140	100	18	50	CT022B
PCL10162540DN40A	DN 40	150	110	18	50	CT022B
PCL10162540DN50A	DN 50	165	125	18	50	CT022B
PCL1016DN65A	DN 65	185	145	18	50	CT022B
PCL1016DN80A	DN 80	200	160	18	50	CT022B
PCL1016DN100A	DN 100	220	180	18	50	CT022B
PCL1016DN125A	DN 125	250	210	18	50	CT022B
PCL1016DN150A	DN 150	285	240	22	25	CT022B
PCL10DN200A	DN 200	340	295	22	25	CT022B
PCL10DN250A	DN 250	395	350	20	25	CT022B
PCL10DN300A	DN 300	445	400	22	25	CT022B
PCL10DN350A	DN 350	505	460	22	25	CT022B
PCL10DN400A	DN 400	565	515	26	10	CT022B
PCL10DN500A	DN 500	670	620	26	10	CT022B
PCL10DN600A	DN 600	780	725	27.	10	CT022B

DIN - PN 16 Range

Item No.	Nominal Pipe Size	Outside Ø	Bolt Circle Ø	Bolt Hole Size	Std Pack Qty	Cable Tie Item No.
		mm	mm	mm		
PCL10162540DN10A	DN 10	90	60	14	50	CT022B
PCL10162540DN15A	DN 15	95	65	14	50	CT022B
PCL10162540DN20A	DN 20	105	75	14	50	CT022B
PCL10162540DN25A	DN 25	115	85	14	50	CT022B
PCL10162540DN32A	DN 32	140	100	18	50	CT022B
PCL10162540DN40A	DN 40	150	110	18	50	CT022B
PCL10162540DN50A	DN 50	165	125	18	50	CT022B
PCL1016DN65A	DN 65	185	145	18	50	CT022B
PCL1016DN80A	DN 80	200	160	18	50	CT022B
PCL1016DN100A	DN 100	220	180	18	50	CT022B
PCL1016DN125A	DN 125	250	210	18	50	CT022B
PCL1016DN150A	DN 150	285	240	22	25	CT022B
PCL16DN200A	DN 200	340	295	22	25	CT022B
PCL16DN250A	DN 250	405	355	26	25	CT022B
PCL16DN300A	DN 300	460	410	26	25	CT022B
PCL16DN350A	DN 350	520	470	26	10	CT022B
PCL16DN400A	DN 400	580	525	30	10	CT022B
PCL16DN500A	DN 500	715	650	33	10	CT022B
PCL16DN600A	DN 600	840	770	33	10	CT022B

DIN - PN 25 Range

Item No.	Nominal Pipe Size	Outside Ø	Bolt Circle Ø	Bolt Hole Size	Std Pack Qty	Cable Tie Item No.
		mm	mm	mm		
PCL10162540DN10A	DN 10	90	60	14	50	CT025B
PCL10162540DN15A	DN 15	95	65	14	50	CT025B
PCL10162540DN20A	DN 20	105	75	14	50	CT025B
PCL10162540DN25A	DN 25	115	85	14	50	CT025B
PCL10162540DN32A	DN 32	140	100	18	50	CT025B
PCL10162540DN40A	DN 40	150	110	18	50	CT025B
PCL10162540DN50A	DN 50	165	125	18	50	CT025B
PCL2540DN65A	DN 65	185	145	18	50	CT025B
PCL2540DN80A	DN 80	200	160	18	50	CT025B
PCL2540DN100A	DN 100	235	190	22	50	CT025B
PCL2540DN125A	DN 125	270	220	26	25	CT025B
PCL2540DN150A	DN 150	300	250	26	25	CT025B
PCL25DN200A	DN 200	375	320	30	25	CT025B
PCL25DN250A	DN 250	450	385	33	25	CT025B
PCL25DN300A	DN 300	515	450	33	10	CT025B
PCL25DN350A	DN 350	580	510	36	10	CT025B
PCL25DN400A	DN 400	660	585	39	10	CT025B
PCL25DN500A	DN 500	755	670	42	10	CT025B
PCL25DN600A	DN 600	845	770	36	10	CT025B

DIN - PN 40 Range

Part Number	Nominal Pipe Size	Outside Ø	Bolt Circle Ø	Bolt Hole Size	Std Pack Qty	Cable Tie Item No.
		mm	mm	mm		
PCL10162540DN10A	DN 10	90	60	14	50	CT025B
PCL10162540DN15A	DN 15	95	65	14	50	CT025B
PCL10162540DN20A	DN 20	105	75	14	50	CT025B
PCL10162540DN25A	DN 25	115	85	14	50	CT025B
PCL10162540DN32A	DN 32	140	100	18	50	CT025B
PCL10162540DN40A	DN 40	150	110	18	50	CT025B
PCL10162540DN50A	DN 50	165	125	18	50	CT025B
PCL2540DN65A	DN 65	185	145	18	50	CT025B
PCL2540DN80A	DN 80	200	160	18	50	CT025B
PCL2540DN100A	DN 100	235	190	22	50	CT025B
PCL2540DN125A	DN 125	270	220	26	25	CT025B
PCL2540DN150A	DN 150	300	250	26	25	CT025B
PCL40DN200A	DN 200	375	320	30	25	CT025B
PCL40DN250A	DN 250	450	385	33	25	CT025B
PCL40DN300A	DN 300	515	450	33	10	CT025B
PCL40DN350A	DN 350	580	510	36	10	CT025B
PCL40DN400A	DN 400	660	585	39	10	CT025B
PCL40DN500A	DN 500	755	670	42	10	CT025B

Cable ties fastened through bolt holes secure disc to flange

FLANGE PROTECTOR FASTENERS

FLS Series
Flange Protector Retainer Plugs

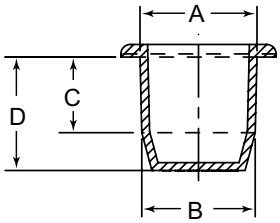



Specifications:
- Material: PVC
- Color: Black

Features:
- Used to secure the RFL, PCF and PRB Series on pages 99 - 101

Item No.	To Fit Bolt Hole in	A in	B in	C in	D in	Bulk Pack Qty
FLS005B	5/8	0.640	0.625	0.750	1.130	3000
FLS010B	3/4	0.775	0.755	0.750	1.130	2000
FLS015B	7/8	0.900	0.880	0.820	1.200	2500
FLS020B	1	1.020	1.010	0.990	1.370	1500
FLS025B	1-1/8	1.165	1.135	1.000	1.380	1000
FLS030B	1-1/4	1.275	1.260	1.120	1.490	1000
FLS035B	1-3/8	1.410	1.390	1.360	1.740	750
FLS040B	1-1/2	1.545	1.510	1.370	1.730	750
FLS045B	1-5/8	1.665	1.645	1.360	1.730	500
FLS050B	1-3/4	1.770	1.750	1.360	1.700	400
FLS055B	1-7/8	1.905	1.875	1.630	2.000	300
FLS060B	2	2.035	2.000	1.630	2.000	250
FLS065B	2-1/8	2.160	2.125	1.630	2.000	200
FLS070B	2-3/8	2.410	2.375	1.750	2.130	100
FLS075B	2-5/8	2.660	2.625	1.750	2.130	50
FLS080B	3-5/8	3.660	3.625	1.750	2.130	50

PIN & WAS Series
Pins & Washers





Specifications:
- Material: See Table
- Color: See Table

Features:
- Pins and washers are used together to securely fasten the flange protectors to the flange
- Used to secure the RFL, PCF and PRB Series on pages 99 - 101

PIN Series

Item No.	Size in	Material & Color	Bulk Pack Qty
PIN2-1/4B	2.25	Galvanized Steel	1000
PIN3-1/4B	3.25	Galvanized Steel	1000

WAS Series

Item No.	Size in	Material & Color	Bulk Pack Qty
WAS1-3/8A	1.375	HDPE Black	800
WAS1-3/4A	1.75	HDPE Black	800
WAS1-3/4B	1.75	Galvanized Steel	2000

3" to 59"
CABLE TIES
Millions In Stock Ready for Same Day Shipping
Call or go online to request FREE samples!

FULL-FACE FLANGE PROTECTORS

FF Series
Flexible Protectors

How to Measure a Flange & Pick a Protector
See Page 105

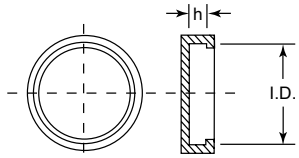

Specifications:
- Material: Flexible Polyethylene
- Color: Yellow
- Suitable for ANSI B16.5 Flanges

Features:
- Provides complete all-around flange protection including bolt holes
- Material is durable, yet flexible enough to provide an easy fit
- Requires no fasteners

Nominal Pipe Size in	Class Pressure Rating	Actual ID in	Height h	Item No.	Bulk Pack Qty
1/2	150	3.500	0.441	**FF31836A**	500
1/2	300	3.750	0.559	**FF31963A**	500
1/2	400	3.750	0.559	**FF31963A**	500
1/2	600	3.750	0.559	**FF31963A**	500
3/4	150	3.940	0.480	**FF31837A**	250
3/4	300	4.618	0.618	**FF31965A**	100
3/4	400	4.618	0.618	**FF31965A**	100
3/4	600	4.618	0.618	**FF31965A**	100
1	150	4.250	0.559	**FF31887A**	600
1	300	4.881	0.689	**FF31938A**	400
1	400	4.881	0.689	**FF31938A**	400
1	600	4.881	0.689	**FF31938A**	400
1-1/4	150	4.618	0.618	**FF31965A**	100
1-1/4	300	5.251	0.748	**FF34260A**	40
1-1/2	150	5.000	0.689	**FF110321A**	300
1-1/2	300	6.118	0.811	**FF31886A**	250
2	150	6.000	0.752	**FF31791A**	200
2	300	6.515	0.885	**FF31783A**	150
2-1/2	150	7.000	0.882	**FF32313A**	100
2-1/2	300	7.500	1.000	**FF31888A**	100
3	150	7.500	0.940	**FF31766A**	125
3	300	8.250	1.118	**FF31867A**	50
3-1/2	150	8.500	0.940	**FF34262A**	75

Nominal Pipe Size in	Class Pressure Rating	Actual ID in	Height h	Item No.	Bulk Pack Qty
3-1/2	300	9.000	1.189	**FF34263A**	50
4	150	9.000	0.940	**FF31763A**	75
4	300	10.000	1.250	**FF31868A**	30
5	150	10.000	0.941	**FF34265A**	30
5	300	11.000	1.378	**FF34266A**	35
6	150	11.000	1.000	**FF31760A**	50
6	300	12.500	1.437	**FF31869A**	25
8	150	13.500	1.118	**FF31870A**	30
8	300	15.000	1.618	**FF31871A**	10
10	150	16.000	1.189	**FF31872A**	35
10	300	17.500	1.878	**FF31873A**	24
12	150	19.090	1.181	**FF31874A**	25
12	300	20.500	2.000	**FF31875A**	10
14	150	21.000	1.382	**FF31876A**	10
14	300	23.000	2.118	**FF31847A**	10
16	150	23.500	1.441	**FF31877A**	10
16	300	25.500	2.248	**FF31878A**	6
18	150	25.000	1.559	**FF31879A**	8
18	300	28.000	2.378	**FF31880A**	10
20	150	27.500	1.689	**FF31881A**	50
20	300	30.500	2.500	**FF31882A**	10
24	150	32.000	1.882	**FF31943A**	8
24	300	36.000	2.748	**FF32088A**	5

PG Series
Adhesive Peel & Stick Full-Face Protectors

Specifications:
- Material: Polyethylene
- Color: Black
- Meets ANSI B16.5 and ASME B16.47 specification

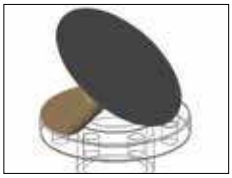

Features:
- 150 lb. rating
- Adhesive backed, peel and stick design
- Full-face OD flange protection
- Special adhesive bonds tightly and leaves no residue under normal conditions
- Requires no fasteners

Item No.	Nominal Pipe Size in	Actual OD in	Bulk Pack Qty
PG150-1/2A	1/2	3.500	50
PG150-3/4A	3/4	3.875	25
PG150-1A	1	4.250	50
PG150-1-1/4A	1-1/4	4.625	50
PG150-1-1/2A	1-1/2	5.000	50
PG150-2A	2	6.000	50
PG150-2-1/2A	2-1/2	7.000	50

Item No.	Nominal Pipe Size in	Actual OD in	Bulk Pack Qty
PG150-3A	3	7.500	50
PG150-3-1/2A	3-1/2	8.500	25
PG150-4A	4	9.000	50
PG150-5A	5	10.000	50
PG150-6A	6	11.000	25
PG150-8A	8	13.500	25
PG150-10A	10	16.000	25
PG150-12A	12	19.000	25

Item No.	Nominal Pipe Size in	Actual OD in	Bulk Pack Qty
PG150-14A	14	21.000	25
PG150-16A	16	23.500	25
PG150-18A	18	25.000	25
PG150-20A	20	27.500	10
PG150-24A	24	32.000	10
PG150-30A	30	38.750	10
PG150-36A	36	46.000	10

tel | 800 847 0486 fax | 866 561 6617

FULL-FACE FLANGE PROTECTORS

PI Series
Push-In Full-Face Protectors



How to Measure a Flange & Pick a Protector
See Page 105

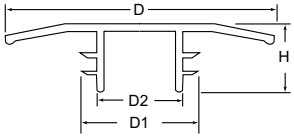

Specifications:
- Material: Polyethylene
- Color: Yellow
- Meets ANSI B16.5 Class 150 flanges, DN2627-2638 and BS5504 flanges

Features:
- The flexible fins ensure a snug fit into the bore every time
- Requires no fasteners

Item No.	Nominal Pipe Size in	DIN	D2 in	D2 mm	D1 in	D1 mm	D in	D mm	H in	H mm	Bulk Pack Qty
PI10A	3/8	DN 10	0.275	6.98	0.555	14.09	3.385	85.97	0.606	15.39	700
PI15A	1/2	DN 15	0.358	9.09	0.755	19.17	3.543	89.99	0.633	16.07	500
PI20A	3/4	DN 20	0.563	14.30	0.944	23.97	3.937	99.99	0.830	21.08	350
PI25A	1	DN 25	0.724	18.38	1.177	29.89	4.330	109.98	0.826	20.98	600
PI32A	1-1/4	DN 32	0.885	22.47	1.539	39.09	5.354	135.99	0.787	19.98	500
PI40A	1-1/2	DN 40	1.181	29.99	1.771	44.98	5.748	145.99	0.826	20.98	200
PI50A	2	DN 50	1.574	39.97	2.204	55.98	6.299	159.99	0.799	20.29	150
PI65A	2-1/2	DN 65	2.086	52.98	2.834	71.98	7.126	181.00	0.807	20.49	200
PI80A	3	DN 80	2.637	66.97	3.346	84.98	7.677	194.99	0.972	24.68	150
PI100A	4	DN 100	3.543	89.99	4.301	109.24	8.543	216.99	0.929	23.59	100
PI125A	5	DN 125	4.370	110.99	5.275	133.98	9.685	245.99	1.027	26.08	70
PI150A	6	DN 150	5.492	139.49	6.456	163.98	11.023	279.98	1.267	32.18	50
PI200A	8	DN 200	7.362	186.94	8.212	208.58	13.228	335.99	1.318	33.47	25
PI250A	10	DN 250	9.606	243.99	10.472	265.98	15.866	403.50	1.401	35.58	15
PI300A	12	DN 300	11.181	283.99	12.559	318.99	17.716	449.98	1.909	48.48	5

OFP Series
Self-Locking Protectors

Specifications:
- Material: Polyethylene
- Color: Black
- Meets ANSI B16.5 and ASME B16.47 specification



Features:
- Fast, easy installation and removal
- Four Integral arrows push through the flange bolt holes to fasten the OFP firmly in place
- Requires no fasteners

Nominal Pipe Size in	Class Pressure Rating	Actual OD in	Item No.	Bulk Pack Qty
1/2	150	3.500	**OFP150-1/2A**	50
1/2	300	3.750	**OFP300-1/2A**	500
1/2	400	3.750	**OFP300-1/2A**	500
1/2	600	3.750	**OFP300-1/2A**	500
3/4	150	3.875	**OFP150-3/4A**	500
3/4	300	4.625	**OFP300-3/4A**	300
3/4	400	4.625	**OFP300-3/4A**	300
3/4	600	4.625	**OFP300-3/4A**	300
1	150	4.250	**OFP150-1A**	50
1	300	4.875	**OFP300-1A**	300
1	400	4.875	**OFP300-1A**	300
1	600	4.875	**OFP300-1A**	300
1-1/4	300	5.250	**OFP300-1-1/4A**	50
1-1/4	400	5.250	**OFP300-1-1/4A**	50
1-1/4	600	5.250	**OFP300-1-1/4A**	50
1-1/2	150	5.000	**OFP150-1-1/2A**	200
1-1/2	300	6.125	**OFP300-1-1/2A**	200
2	150	6.000	**OFP150-2A**	50
2	300	6.500	**OFP300-2A**	50
2-1/2	150	7.000	**OFP150-2-1/2A**	50
2-1/2	300	7.500	**OFP300-2-1/2A**	50
3	150	7.500	**OFP150-3A**	50
3	300	8.250	**OFP300-3A**	50
3-1/2	150	8.500	**OFP150-3-1/2A**	200
3-1/2	300	9.000	**OFP300-3-1/2A**	50

Nominal Pipe Size in	Class Pressure Rating	Actual OD in	Item No.	Bulk Pack Qty
4	150	9.000	**OFP150-4A**	50
4	300	10.000	**OFP300-4A**	50
5	150	10.000	**OFP150-5A**	50
5	300	11.000	**OFP300-5A**	25
6	150	11.000	**OFP150-6A**	25
6	300	12.500	**OFP300-6A**	50
8	150	13.500	**OFP150-8A**	50
8	300	15.000	**OFP300-8A**	50
10	150	16.000	**OFP150-10A**	50
10	300	17.500	**OFP300-10A**	50
12	150	19.000	**OFP150-12A**	50
12	300	20.500	**OFP300-12A**	10
14	150	21.000	**OFP150-14A**	10
14	300	23.000	**OFP300-14A**	10
16	150	23.500	**OFP150-16A**	10
16	300	25.500	**OFP300-16A**	10
18	150	25.000	**OFP150-18A**	10
18	300	28.000	**OFP300-18A**	10
20	150	27.500	**OFP150-20A**	10
20	300	30.500	**OFP300-20A**	10
22	150	29.500	**OFP150-22A**	10
24	150	32.000	**OFP150-24A**	10
24	300	36.000	**OFP300-24A**	10
30	150	38.750	**OFP150-30A**	10

CODE 61 & 62 FLANGE PROTECTORS

BFP & XP Series
SAE J518 Quick Fit Flange Protectors

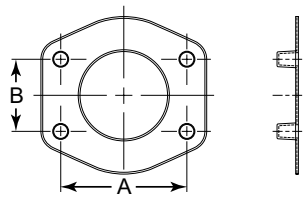

Specifications:
- Material: Polyethylene
- Color: See Table

Features:
- The BFP series are used to protect SAE Code 61 3000 PSI flanges
- The XP series are used to protect SAE Code 62 6000 PSI flanges
- Provides full coverage with lugs firmly positioned into bolt holes
- Requires no fasteners

Nominal Pipe Size in	Class Pressure Rating	Item No.	A in	B in	Color	Bulk Pack Qty
1/2	3000	**BFP1/2A**	1.500	0.688	Blue	2000
1/2	3000	**XP1/2A**	1.594	0.718	Red	2000
3/4	3000	**BFP3/4A**	1.875	0.875	Blue	1000
3/4	6000	**XP3/4A**	2.000	0.937	Red	1000
1	3000	**BFP1A**	2.062	1.031	Blue	1000
1	6000	**XP1A**	2.250	1.093	Red	700
1-1/4	3000	**BFP1-1/4A**	2.312	1.188	Blue	700
1-1/4	6000	**XP1-1/4A**	2.625	1.250	Red	500
1-1/2	3000	**BFP1-1/2A**	2.750	1.406	Blue	450

Nominal Pipe Size in	Class Pressure Rating	Item No.	A in	B in	Color	Bulk Pack Qty
1-1/2	6000	**XP1-1/2A**	3.125	1.437	Red	400
2	3000	**BFP2A**	3.062	1.688	Blue	400
2	6000	**XP2A**	3.812	1.750	Red	250
2-1/2	3000	**BFP2-1/2A**	3.500	2.000	Blue	300
3	3000	**BFP3A**	4.188	2.438	Blue	50
3 -1/2	3000	**BFP3-1/2A**	4.750	2.750	Blue	50
4	3000	**BFP4A**	5.125	3.062	Blue	50
5	3000	**BFP5A**	6.000	3.625	Blue	30

Q & HP Series
SAE J518 Split-Flange Covers

Specifications:
- Material: Polyethylene
- Color: Natural

Features:
- The Q Series are used on SAE Code 61 3000 PSI high pressure flanges
- The HP Series are used on SAE Code 62 6000 PSI high pressure flanges
- Protects machined surfaces on split flanged connections
- Manufactured in a natural translucent polyethylene so the O-Ring assembled on the flange remains visible through the cap
- The internal-locking bead design provides a secure fit
- Requires no fasteners

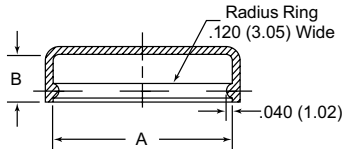

Nominal Flange Size in	Code	Class Pressure Rating	Item No.	A in	B in	Bulk Pack Qty
1/2	61	3000	**Q1A**	1.190	0.390	2500
5/8	61	3000	**Q2A**	1.330	0.415	4000
3/4	61	3000	**Q3A**	1.510	0.435	3000
3/4	62	6000	**HP12A**	1.610	0.546	2200
1	61	3000	**Q4A**	1.760	0.465	2000
1	62	6000	**HP16A**	1.860	0.578	1600
1-1/4	61	3000	**Q5A**	1.971	0.465	1700
1-1/4	62	6000	**HP20A**	2.110	0.609	1200

Nominal Flange Size in	Code	Class Pressure Rating	Item No.	A in	B in	Bulk Pack Qty
1-1/2	61	3000	**Q6A**	2.385	0.465	1200
1-1/2	62	6000	**HP24A**	2.485	0.690	750
2	61	3000	**Q7A**	2.810	0.585	750
2	62	6000	**HP32A**	3.110	0.690	500
2-1/2	61	3000	**Q8A**	3.310	0.500	550
4	61	3000	**Q9A**	4.000	0.500	500
4-1/2	61	3000	**Q11A**	4.500	0.570	250
5	61	3000	**Q12A**	5.000	0.570	250

DON'T FORGET YOUR FITTINGS!

R Series
Square Head
NPT Threads

TSSP Series
Positive Sealing for
Metric/BSP Threads

PFP Series
NPT Threads
(O-Ring Option)

BL Nylon Series
Tough/Higher Temp
For Standard Threads
(O-Ring Option)

G Series
UNF/JIC Threads for
Flared/Flareless Fittings

TF Series
Flat Faced O-Ring
Hydraulic Fitting Threads

BLM Series
Molded O-Ring Unified
Standard Threads

DC Series
UNJ/UNJS Threads

EZP Series
Easy Pull for Unified
Standard/Metric Threads

UN Series
Quick Fit for Standard
JIC/Metric/BSP Threads

To Request Free Samples Call 800-847-0486 Or Visit www.essentracomponents.com

HOW TO MEASURE A STEEL PIPE & PICK A PIPE CAP

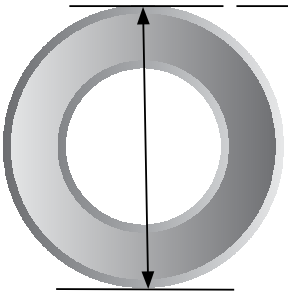

Pipe O.D. (Measurement)	Nominal Pipe Size (In)
0.405 (10.3)	1/8
0.540 (13.7)	1/4
0.675 (17.1)	3/8
0.840 (21.3)	1/2
1.050 (26.7)	3/4
1.315 (33.4)	1
1.660 (42.2)	1-1/4
1.900 (48.3)	1-1/2
2.375 (60.3)	2
2.875 (73.0)	2-1/2
3.500 (88.9)	3
4.000 (101.6)	3-1/2
4.500 (114.3)	4
5.563 (141.3)	5
6.625 (168.3)	6
8.625 (219.1)	8
10.750 (273.0)	10
12.750 (323.8)	12

1. Measure the pipe OD as shown above.
2. Refer to the chart to the right and locate the pipe OD.
3. The 2nd column to is the Nominal Pipe Size of the pipe.
4. Refer to any pipe cap series on pages 92-95.
5. Find your nominal pipe size on the series table.

Item No.	Nominal Pipe Size (In)	Actual ID In	Height (h) In	Color	Pack Qty
RRC1/8A	1/8	0.385	0.485	Yellow	1
RRC1/4A	1/4	0.516	0.490		1
RRC3/8A	3/8	0.660	0.538		1
RRC1/2A	1/2	0.840	0.717		1

EXAMPLE

HOW TO MEASURE A STEEL PIPE & PICK A PIPE PLUG

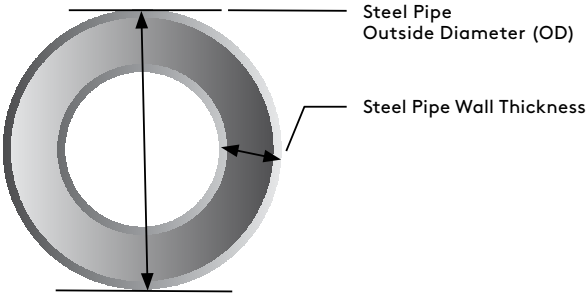

Pipe O.D. (Measurement)	Nominal Pipe Size (In)	Wall Thickness (Measurement)	Schedule No.
0.405 (10.3)	1/8	.068 (1.73)	40
		.095 (2.41)	80
0.540 (13.7)	1/4	.088 (2.23)	40
		.119 (3.02)	80
0.675 (17.1)	3/8	.091 (2.31)	40
		.126 (3.20)	80
0.840 (21.3)	1/2	.109 (2.77)	40
		.147 (3.73)	80
1.050 (26.7)	3/4	.113 (2.87)	40
		.154 (3.91)	80
1.315 (33.4)	1	.133 (3.38)	40
		.179 (4.55)	80
1.660 (42.2)	1-1/4	.140 (3.56)	40
		.191 (4.85)	80
1.900 (48.3)	1-1/2	.145 (3.68)	40
		.200 (5.08)	80
2.375 (60.3)	2	.154 (3.91)	40
		.218 (5.54)	80
2.875 (73.0)	2-1/2	.203 (5.16)	40
		.276 (7.01)	80
3.500 (88.9)	3	.216 (5.49)	40
		.300 (7.62)	80
4.000 (101.6)	3-1/2	.226 (5.74)	40
		.318 (8.08)	80
4.500 (114.3)	4	.237 (6.02)	40
		.337 (8.56)	80
5.563 (141.3)	5	.258 (6.55)	40
		.375 (9.52)	80
6.625 (168.3)	6	.280 (7.11)	40
		.432 (10.97)	80
8.625 (219.10)	8	.322 (8.18)	40
		.500 (12.70)	80
10.750 (273.0)	10	.365 (9.27)	40
		.594 (15.09)	80
12.750 (323.8)	12	.406 (10.31)	40
		.688 (17.48)	80

1. Measure the pipe OD and wall thickness as shown above.
2. Refer to the chart to the right and locate the pipe OD.
3. The 2nd column is the Nominal Pipe Size of the pipe.
4. Refer to any pipe plug series on pages 94 - 96.
5. Find your nominal pipe size on the series table.
6. That is the correct size plug for your pipe.

Nominal Pipe Size (In)	Schedule	Item No.	Color	Pack Qty
1/8	40	004A	Blue	450
1/8	80	002A	Blue	500
1/4	40	008A	Blue	1
1/4	80			

EXAMPLE

Plugs for other pipe schedules available. Contact Essentra for details.

HOW TO MEASURE A FLANGE & PICK A PROTECTOR

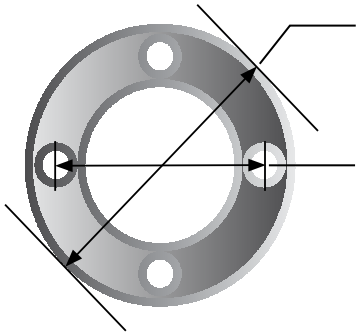

1. Measure your flange's OD and its Bolt Circle Diameter as shown.
2. Refer to the RFL, PCF, and PRB on pages 99 - 101 and locate your Actual (OD) and Bolt Circle Diameter.
3. Any of the part numbers shown in the part number columns to the right of the Bolt Circle Diameter column will work on your flange.

HOSE PROTECTION, BUNDLING & SECURING



SPIRAL WRAP HOSE PROTECTION ..... 108 - 109

POINT OF CONTACT PROTECTORS 109

SLEEVE HOSE PROTECTION ..... 111 - 112

HEAT & FLAME HOSE PROTECTION ..... 112 - 113

HOSE STRAPS 114

BEND RESTRICTORS & PLUGS 114

TIES & HOSE CLAMPS ..... 115 - 116

HOSE PROTECTION, BUNDLING & SECURING

SPIRAL WRAP HOSE PROTECTION

SGX Series
TECTORGUARD® Heavy & Medium Duty Hose Guards

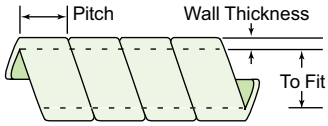

How to calculate quantity of Spiralguard® required

Outside diameter of hose / Inside diameter of Spiralguard® X Length (ft) of hose to be covered

Example OD of Hose: **.93"**
SGX75HA ID = **.75"**
Length to wrap = **25 Feet**
.93"/.75" = 1.24 X 25 = 31 Feet Required

Specifications:
- Material: High-Density Polyethylene
- Color: Black

Features:
- TECTORGUARD® protects against cuts, abrasions, crushing and ultraviolet rays that regularly destroy expensive hoses
- Easy and safe to install either before or after the hose assembly is mounted
- The heavy-duty, double-beveled design on the inside and outside edge prevents snagging or cutting during installation
- Spiral goes up and to the left

Heavy Duty - Heavy Abrasion

Item No.	To Fit	Wall Thickness		Pitch		Roll Length	
	in	in	mm	in	mm	ft	m
SGX16HA	0.492	0.069	1.75	0.490	12.45	100	30.48
SGX20HA	0.668	0.086	2.18	0.610	15.49	100	30.48
SGX25HA	0.750	0.110	2.79	0.950	24.13	100	30.48
SGX32HA	1.014	0.118	2.99	1.040	26.42	100	30.48
SGX39HA	1.250	0.132	3.35	1.350	34.29	100	30.48
SGX45HA	1.500	0.140	3.55	1.500	38.10	100	30.48
SGX50HA	1.600	0.150	3.81	1.530	38.68	50	15.24
SGX59HA	2.000	0.160	4.06	1.600	40.64	100	30.48
SGX75HA	2.457	0.209	5.30	1.610	40.89	50	15.24
SGX90HA	3.064	0.218	5.53	1.970	50.04	35	10.66
SGX102HA	3.500	0.250	6.35	1.950	49.53	25	7.62
SGX114HA	4.000	0.250	6.35	2.100	53.34	20	6.09
SGX165HA	6.000	0.250	6.35	4.000	101.60	15	4.57

Medium Duty - Flexible with Medium Abrasion

Item No.	To Fit	Wall Thickness		Pitch		Roll Length	
	in	in	mm	in	mm	ft	m
SGX16MA	0.492	0.045	1.14	0.490	12.45	100	30.48
SGX20MA	0.668	0.052	1.32	0.610	15.49	100	30.48
SGX25MA	0.750	0.062	1.57	0.800	20.32	100	30.48
SGX32MA	1.014	0.071	1.80	1.040	26.42	100	30.48
SGX39MA	1.250	0.080	2.03	1.350	34.29	100	30.48
SGX50MA	1.600	0.090	2.28	1.530	38.86	50	15.24
SGX75MA	2.457	0.125	3.17	1.610	40.89	50	15.24
SGX90MA	3.064	0.131	3.32	1.970	50.04	35	10.66

HeavyDuty - Heavy Abrasion

NEW

Specifications:
- Material: High-Density Polyethylene
- Color: See Table

Features:
- Protects hydraulic or pneumatic hose against cuts, abrasion, crushing or UV damage that regularly destroys expensive hoses
- The double beveled design prevents snagging or cutting during installation
- Spiral goes up and to the right

Item No.		Hose OD Range		Spiral Wrap ID		Wall Thickness		Pitch		Roll Length	
Black	Yellow	in	mm	in	mm	in	mm	in	mm	ft	m
1437070	1437081	0.393 - 0.662	10.0 - 16.8	0.393	10.0	0.060	1.5	0.393	10.0	164	50
1437071	1437082	0.500 - 0.864	12.7 - 21.9	0.500	12.7	0.067	1.7	0.472	12.0	65	20
SGX16B-50	SGX16Y-50	0.500 - 0.864	12.7 - 21.9	0.500	12.7	0.067	1.7	0.472	12.0	164	50
1437072	1437083	0.629 - 1.060	16.0 - 26.9	0.629	16.0	0.078	2.0	0.629	16.0	65	20
SGX20B-50	SGX20Y-50	0.629 - 1.060	16.0 - 26.9	0.629	16.0	0.078	2.0	0.629	16.0	164	50
1437073	1437084	0.826 - 1.370	20.9 - 34.8	0.826	20.9	0.086	2.2	0.787	20.0	65	20
SGX25B-50	SGX25Y-50	0.826 - 1.370	20.9 - 34.8	0.826	20.9	0.086	2.2	0.787	20.0	164	50
1437074	1437085	1.062 - 1.694	27.0 - 43.0	1.062	27.0	0.098	2.5	0.866	22.0	65	20
SGX32B-50	SGX32Y-50	1.062 - 1.694	27.0 - 43.0	1.062	27.0	0.098	2.5	0.866	22.0	164	50
1437075	1437086	1.362 - 2.170	34.6 - 55.1	1.362	34.6	0.106	2.7	1.063	27.0	65	20
SGX40B-50	SGX40Y-50	1.362 - 2.170	34.6 - 55.1	1.362	34.6	0.106	2.7	1.063	27.0	164	50
1437076	1437087	1.732 - 2.520	43.9 - 64.0	1.732	44.0	0.118	3.0	1.181	30.0	65	20
1437077	1437088	2.180 - 2.950	55.3 - 74.9	2.180	55.3	0.149	3.8	1.457	37.0	65	20
1437078	1437089	2.637 - 3.800	67.0 - 96.5	2.637	67.0	0.157	4.0	1.654	42.0	65	20
1437079	1437090	3.150 - 4.300	80.0 - 109.2	3.150	80.0	0.196	5.0	1.771	45.0	65	20
1437080	1437091	3.897 - 4.900	99.0 - 124.5	3.897	99.0	0.216	5.5	1.968	50.0	39	12
SGX125B-12	SGX125Y-12	4.448 - 5.500	113.0 - 139.7	4.448	113.0	0.236	6.0	2.165	55.0	39	12
SGX140B-09	SGX140Y-09	5.039 - 6.000	128.0 - 152.4	5.039	128.0	0.236	6.0	2.165	55.0	29	9

SPIRALGUARD® / POINT OF CONTACT PROTECTORS

SGX FRAS Series
SPIRALGUARD® Flame Retardant Antistatic Series

Specifications:
- Material: High-Density Polyethylene
- Color: Dark Gray

Features:
- Exceptional anti-crushing performance
- High abrasion resistance
- Good resistance to UV rays
- Reduces risk of industrial injury
- Suitable for wrapping single or multiple hoses
- Proven in arduous conditions
- Suitable for the protection of most types of hydraulic, pneumatic and industrial hose assemblies across a wide range of industries: mining, quarrying, drilling, tunnelling, forestry, welding, manufacturing, agricultural, automotive, marine sub-sea, offshore oil and gas construction

Approvals and Standards:
- Tested and approved in accordance with the former British Coal specification 182:1986, satisfying the requirements of the non-metallics scheme for use underground
- Tested and approved by Mine Safety Laboratory, Department of Mineral Resources NSW to AS2660 FRAS Compliance - 1991 International Standard: ISO6805
- Patented product US6286557B1

Item No.	To Fit	Wall Thickness		Pitch		Roll Length	
	in	in	mm	in	mm	ft	m
SGX16FRASA	0.472	0.089	2.25	0.510	12.95	65.62	20
SGX20FRASA	0.591	0.098	2.50	0.610	15.49	65.62	20
SGX25FRASA	0.748	0.108	2.75	0.750	19.05	65.62	20
SGX32FRASA	0.906	0.138	3.50	0.900	22.86	65.62	20
SGX40FRASA	1.201	0.167	4.25	1.140	28.96	65.62	20
SGX50FRASA	1.496	0.167	4.25	1.420	36.07	65.62	20
SGX63FRASA	1.850	0.217	5.50	1.550	39.37	65.62	20
SGX75FRASA	2.402	0.236	6.00	1.730	43.94	65.62	20
SGX90FRASA	2.776	0.276	7.00	2.000	50.80	65.62	20
SGX110FRASA	3.307	0.295	7.50	2.200	55.88	32.81	10

THP Series
Point of Contact Protectors

Specifications:
- Material: PVC
- Color: See Table

Features:
- Protects hose and wire abrasion caused by points of contact wear with frames or other abrasive surfaces
- Material is very durable and has a high wear factor
- Molded in grooves prevent the slipping and wear of cable ties
- Easy to assemble and remove
- Typically used on hydraulic hoses, fuel and oil lines, brake systems, wiring harnesses and battery cables
- The THPSD4B is to be used on 1/2" hoses and smaller since it is designed with a smaller radius

Item No.			Length
Black	Orange	Yellow	in
THPSD4B	—	—	4
THP4B	THP4A	THP4C	4
THP6B	THP6A	THP6C	6
THP8B	THP8A	THP8C	8
THP10B	THP10A	THP10C	10
THP12B	THP12A	THP12C	12

Each THP Series Requires 3 Ties

CT Series
Nylon Locking Cable Ties

Specifications:
- Material: UL Approved 94V-2 Nylon 6/6
- Color: See Table
- Temperature Range: -40°F to 185°F (-40°C to 85°C)

Features:
- Complies with MS-3367 and MIL-S-23190E
- RoHS Compliant

Item No.						
Natural	Black	Green	Red	Yellow	Blue	Silver
CT025A	CT025B	CT025G	CT025K	CT025Y	CT025L	CT025S

	Length		Width		Maximum Bundle Dia.		Minimum Tensile Strength			Bulk Pack Qty
	in	mm	in	mm	in	mm	lbs	kgs	Classification	
	11-7/8	300	0.189	4.8	3.350	85	50	222	Standard	100

SLEEVE HOSE PROTECTION

BG Series
Burst Guard Double Nylon Sleeve

MINE SAFETY APPROVED

NEW

Specifications:
- Material: Nylon (Polyamide)
- Color: Black (Outer Layer), Yellow (Inner Layer)
- Thickness: 2.3mm
- Melting Point: 230°C
- Working Temperature: -40° to 125°C (The sleeve loses 10% of it's resistance at 125°C)

Features:
- Double layer sleeve which consists of nylon multifillament
- Two layer sleeve design will allow you to visually see wear damage; if you see that means the black outer layer has been worn through and you should look at replacing the sleeve soon
- Meets ISO 6945 abrasion standard
- Meets UV Solar Protection: BS EN 13758-1
- ROHS compliant
- Essentra's heaviest performance sleeve; specifically designed for high abrasion, weather resistance and controlling hose bursts to protect workers, equipment and the environment in line of sight operations
- Resistant to diesel, transmission fluid, engine oil and coolant

Approvals and Standards:
- MSHA approved
- Meets ISO 6945 abrasion standard
- Meets SAE J343/ISO 3457 burst and leakage protection

Item No.	Round ID		Flat Width		Roll Length	
	in	mm	in	mm	ft	m
BG050	0.500	12.7	0.992	25.2	150	45
BG078	0.787	20.0	1.496	38.0	164	50
BG100	1.000	25.4	1.850	47.0	150	45
BG106	1.062	27.0	1.929	49.0	164	50
BG118	1.181	30.0	2.086	53.0	164	50
BG126	1.260	32.0	2.204	56.0	100	30
BG133	1.330	34.0	2.362	60.0	164	50
BG141	1.147	36.0	2.480	63.0	100	30
BG157	1.574	40.0	2.716	69.0	164	50
BG162	1.620	42.0	2.834	72.0	100	30
BG181	1.811	46.0	3.070	78.0	100	30
BG216	2.165	55.0	3.661	93.0	100	30
BG228	2.283	58.0	3.818	97.0	164	50
BG244	2.440	62.0	4.094	104.0	164	50
BG259	2.598	66.0	4.330	110.0	164	50
BG275	2.755	70.0	4.606	117.0	164	50
BG303	3.031	77.0	5.000	127.0	164	50
BG314	3.149	80.0	5.196	132.0	164	50
BG330	3.307	84.0	5.472	139.0	164	50
BG354	3.543	90.0	5.826	148.0	164	50
BG374	3.740	95.0	6.102	155.0	164	50

Nylon Textile Sleeve

MINE SAFETY APPROVED

LINE EXTENSION

Specifications:
- Material: Nylon 6
- Color: See Table

Features:
- Working Temperature: -40°F (-40°C) to 257°F (125°C)
- Meets SAE J343/ISO 3457, Burst & Leakage Protection
- Meets EN982 ISO norm 833 EN 414
- UV Solar Protection: BS EN 13758-1
- ISO 8031 approved, conductivity requirement
- ROHS compliant
- Protects people, environment and machinery against hydraulic hose oil leakage or spills
- High degree of burst resistance with optimum UV and abrasion protection
- Excellent chemical compatibility with gasoline and oils
- Black color typically used on hydraulic hose assemblies and the red color used on wire and cable assemblies
- Pin hole test approved; very dense but not bulky

Approvals and Standards:
- MSHA approved
- Meets ISO 6945 abrasion standard
- Meets FED-STD-191 test method 5309 for abrasion resistance
- Meets ASTM D6770 for abrasion resistance of textile sleeve

Item No.	Round ID		Flattened Width		Color	Roll Length	
	in	mm	in	mm		ft	m
900500	0.67	17	1.18	30	Black	300	91.44
900502	0.79	20	1.38	35	Black	300	91.44
900503	0.79	20	1.38	35	Red	300	91.44
900504	0.91	23	1.57	40	Black	300	91.44
900505	0.91	23	1.57	40	Red	300	91.44
900506	0.98	25	1.69	43	Black	300	91.44
900508	1.06	27	1.81	46	Black	300	91.44
900510	1.22	31	2.05	52	Black	300	91.44
900510R	1.22	31	2.05	52	Red	328	99.97
900511	1.30	33	2.20	56	Black	300	91.44
900512	1.42	36	2.36	60	Black	300	91.44
900514	1.57	40	2.64	67	Black	300	91.44
900516	1.73	44	2.87	73	Black	300	91.44
900518	1.85	47	3.07	78	Black	300	91.44
900519	2.09	53	3.43	87	Black	300	91.44
900520	2.17	55	3.54	90	Black	300	91.44
900520R	2.17	55	3.54	90	Red	328	99.97
900522	2.36	60	3.86	98	Black	300	91.44
900524	2.60	66	4.21	107	Black	300	91.44
900526	2.87	73	4.65	118	Black	300	91.44
900526R	2.87	73	4.65	118	Red	328	99.97
900527	3.07	78	4.96	126	Black	300	91.44
900534	3.35	85	5.39	137	Black	300	91.44
900528	3.66	93	5.91	150	Black	300	91.44
900530	4.41	112	7.09	180	Black	300	91.44

SLEEVE HOSE PROTECTION

TQS Series
Nylon Quick Assemble Hose Sleeve

Specifications:
- Material: Nylon with a Urethane coating on one side
- Color: Black

Features:
- Excellent for use in the field or for applications where the winding of spiral-formed products is very difficult
- Resistant to heat, ozone and abrasion
- Hook-and-loop design closure promotes a quick and easy bundling of hose straps
- Close quarter operator protection from hose failures
- Easy assembly and removal
- Containment of hoses and tighter bundling
- Professional appearance; enhances the aesthetics of your equipment

Item No.	ID		Flat Width		Roll Length	
	in	mm	in	m	ft	m
TQS1	1.0	25.40	3.980	101.09	150	45.72
TQS1-1/2	1.5	38.10	5.453	138.51	150	45.72
TQS2	2.0	50.80	7.760	197.10	150	45.72
TQS2-1/2	2.5	63.50	9.340	237.24	150	45.72
TQS3	3.0	76.20	10.930	277.62	150	45.72
TQS3-1/2	3.5	88.90	12.312	312.72	150	45.72
TQS4	4.0	101.60	14.125	358.78	150	45.72
TQS4-1/2	4.5	114.30	15.650	397.51	150	45.72
TQS5	5.0	127.00	17.187	436.55	150	45.72
TQS6	6.0	152.40	20.250	514.35	150	45.72
TQS7	7.0	177.80	23.420	594.87	150	45.72
TQS8	9.0	228.60	26.650	676.91	150	45.72
TQS9	9.0	228.60	29.750	755.65	75	22.86
TQS10	10.0	254.00	32.875	835.03	75	22.86
TQS11	11.0	279.40	36.000	914.40	75	22.86
TQS12	12.0	304.80	39.100	993.14	75	22.86
TQS13	13.0	330.20	42.250	1073.15	75	22.86
TQS14	14.0	355.60	45.380	1152.65	75	22.86
TQS15	15.0	381.00	48.650	1235.71	75	22.86
TQS16	16.0	406.40	51.720	1313.69	75	22.86

LINE EXTENSION

Polyester Hose and Cable Protection Sleeve

MINE SAFETY APPROVED

NEW

Specifications:
- Material: Polyester
- Color: Black

Features:
- Working Temperature: -40° to 125°C (the sleeve loses 10% of the resistance at 125°C)
- Melting Point: 230°C (446°F)
- Most economical MSHA approved sleeve protection option
- Lightweight but high strength and abrasion resistance
- Protects people, environment and machinery against hydraulic hose ruptures

Industries:
- Fluid Power Hose Manufacturers
- Construction & Agriculture
- Machinery & Equipment
- Industrial Trucks, Tractors, Trailers and Stackers
- Machine Shops
- Oil & Gas Field Services

North America Standard

Item No.	Round ID		Flattened Width		Roll Length	
	in	mm	in	mm	ft	m
900359	0.472	12	0.787	20	100	30.5
900344	0.591	15	0.984	25	100	30.5
900345	0.748	19	1.181	30	100	30.5
900346	0.866	22	1.378	35	100	30.5
900347	0.984	25	1.575	40	100	30.5
900348	1.102	28	1.772	45	100	30.5
900349	1.220	31	1.969	50	100	30.5
900350	1.496	38	2.362	60	100	30.5
900351	1.732	44	2.756	70	100	30.5
900352	1.969	50	3.150	80	100	30.5
900353	2.244	57	3.543	90	100	30.5
900354	2.362	60	3.937	100	100	30.5
900355	2.756	70	4.528	115	50	15.2
900356	3.543	90	5.709	145	50	15.2
900357	4.331	110	6.929	176	50	15.2
900358	4.921	125	7.874	200	50	15.2

European Standard

Item No.	Round ID		Flattened Width		Roll Length	
	mm	in	mm	in	m	ft
900700	20.0	0.787	34.0	1.338	50	164
900702	25.0	0.984	42.0	1.653	50	164
900704	30.0	1.181	49.0	1.929	50	164
900706	35.0	1.378	59.0	2.322	50	164
900708	40.0	1.575	65.0	2.559	50	164
900710	45.0	1.772	72.0	2.834	50	164
900712	50.0	1.969	76.0	2.992	50	164
900714	55.0	2.165	89.0	3.503	50	164
900716	60.0	2.362	97.0	3.818	50	164
900718	65.0	2.559	106.0	4.173	50	164
900720	75.0	2.952	117.0	4.606	50	164
900722	85.0	3.346	136.0	5.354	50	164
900724	90.0	3.543	144.0	5.669	50	164
900726	95.0	3.740	149.0	5.866	50	164
900728	110.0	4.330	178.0	7.007	50	164

SLEEVE HOSE PROTECTION

Polyester Quick Assemble Hose or Cable Sleeve

Specifications:
- Material: Sleeve: Polyester, Hook and Loop: Polyamide
- Color: Black

Features:
- Lightweight but high strength and abrasion resistance
- Easy assembly and removal
- Breakouts are simple by bringing out through the hook and loop

Item No.	ID		Spread Width		Roll Length	
	in	mm	in	m	ft	m
900328	0.787	20	3.149	80	82	25
900329	0.984	25	3.740	95	82	25
900330	1.181	30	4.527	115	82	25
900331	1.377	35	5.118	130	82	25
900332	1.574	40	5.748	146	82	25
900333	1.771	45	6.377	162	82	25
900334	1.968	50	7.007	178	82	25

Textile Heatshrink Sleeve

Specifications:
- Material: Polyester and Polyolefin
- Color: Black
- Shrink Ratio: 2:1
- Minimum shrink temperature: 176°F (80°C)
- Minimum full recovery temperature: 248°F (120°C)

Features:
- Provides excellent abrasion resistance and noise reduction
- Easily installed over connectors, fittings, splices, cables and hoses

Item No.	Nominal Size		As Supplied ID		After Recovery ID		Roll Length	
	in	mm	in	mm	in	mm	ft	m
900317	0.375	10.0	0.393	10.0	0.196	5.0	100	30.5
900318	0.500	12.0	0.472	12.0	0.236	6.0	100	30.5
900319	0.750	20.0	0.787	20.0	0.393	10.0	100	30.5
900320	1.000	25.0	0.984	25.0	0.492	12.5	100	30.5
900321	1.250	30.0	1.181	30.0	0.59	15.0	100	30.5
900322	1.338	34.0	1.338	34.0	0.669	17.0	100	30.5
900323	1.500	40.0	1.574	40.0	0.787	20.0	100	30.5
900324	2.000	50.0	1.968	50.0	0.984	25.0	100	30.5
900325	2.375	60.0	2.362	60.0	1.181	30.0	100	30.5
900326	2.750	70.0	2.755	70.0	1.377	35.0	100	30.5
900327	3.125	80.0	3.149	80.0	1.574	40.0	100	30.5

Vinyl Quick Assemble Hose Sleeve



NEW

Specifications:
- Material: Woven Polyvinyl Chloride
- Color: Black

Features:
- Lightweight, tough and highly flexible; mildew and UV resistant
- Easy assembly and removal; easy to cut to length wihout fraying
- Sealing properties: Dielectric, thermal

Mechanical Properties:
- Grab Tensile: Meets ASTM D5034
- Strip Tensile: Meets ASTM D5035
- Tongue Tear: Meets ASTM D2261
- Temperature Range: 41°F to 180°F
- ROHS compliant

Item No.	Wrap ID		Flat Width		Roll Length	
	in	mm	in	m	ft	m
TQSPOLY-2	2.000	50.8	7.750	196.0	150	45.72
TQSPOLY-3	3.000	76.2	11.000	279.0	150	45.72
TQSPOLY-4	4.000	101.6	14.000	355.0	150	45.72
TQSPOLY-5	5.000	127.0	17.250	438.0	150	45.72
TQSPOLY-6	6.000	152.4	20.380	517.0	150	45.72
TQSPOLY-7	7.000	177.8	23.580	598.0	150	45.72
TQSPOLY-8	8.000	203.2	26.620	676.0	150	45.72

HEAT & FLAME HOSE PROTECTION

Radiant Heat Reflective Sleeve

Specifications:
- Material: Outer Sleeve: Aluminum Foil
- Material: Inner Sleeve: Fiberglass
- Color: Silver

Features:
- Creates a thermal layer between wires, cables or hoses and the high temperature environments they are in
- Reflects more than 95% of the radiant energy that hits its surface

Item No.	ID		Max. Bundle Ø		Roll Length		Pack Qty
	in	mm	in	mm	ft	m	
900404	0.393	10	0.433	11	100	30.5	1
900405	0.629	16	0.669	17	100	30.5	1
900406	0.787	20	0.826	21	100	30.5	1
900407	0.984	25	1.023	26	100	30.5	1
900408	1.181	30	1.220	31	100	30.5	1

FPS Series
Fire Protection Sleeve

Specifications:
- Material: Outer Sleeve: Proprietary Iron Oxide Red Silicone Rubber
- Material: Inner Sleeve: Knitted High Bulk Glass Fiber

Features:
- Has excellent elasticity great for protecting or bundling hoses, tubes and cables in a variety of hostile environments
- The insulation properties provide close quartered personnel with effective protection against burns from hot hoses and reduce heat energy loss
- Withstands intense radiant heat and flame
  - Continuous exposure up to 500°F (260°C)
  - 15-20 minutes up to 2000°F (1090°C)
  - 15-30 seconds up to 3000°F (1650°C)
- Immediately sheds splash
  - Withstands repeated exposures to molten steel, molten aluminum and molten glass up to 3000°F (1650°C)

Item No.	ID		Roll Length
	in	mm	ft
FPS0250	0.250	0.6	50
FPS0313	0.313	0.8	50
FPS0375	0.375	1.0	50
FPS0500	0.500	1.3	50
FPS0625	0.625	1.6	50
FPS0750	0.750	1.9	50
FPS0875	0.875	2.2	50
FPS1000	1.000	2.5	50
FPS1250	1.250	3.2	50
FPS1375	1.375	3.5	50
FPS1500	1.500	3.8	50
FPS1625	1.625	4.1	50

Item No.	ID		Roll Length
	in	mm	ft
FPS1750	1.750	4.4	50
FPS2000	2.000	5.1	50
FPS2250	2.250	5.7	50
FPS2375	2.375	6.0	50
FPS2500	2.500	6.4	50
FPS2750	2.750	7.0	50
FPS3000	3.000	7.6	50
FPS3250	3.250	8.3	50
FPS3375	3.375	8.6	50
FPS3500	3.500	8.9	50
FPS3750	3.750	9.5	50
FPS4000	4.000	10.2	50

FPQS Series
Quick Assemble Fire Protection Sleeve

NEW

Specifications:
- Material: Outer Sleeve: Red Silicone
- Material: Inner Sleeve: White Fiberglass Fiber
- Material: Hook and Loop: White Nylon / Polyamid

Features:
- Excellent elasticity that is great for bundling hoses, tubes and
- cables in a variety of hostile environments
- The hook & loop design allows for easy installation and removal without having to disconnect the hose assembly in the field
- The insulation properties provide close quartered personnel with effective protection against burns from hot hoses and reduce heat energy loss
- Withstands intense radiant heat and flame - Continuous exposure up to 500°F (260°C); 15 - 20 minutes up to 2000°F (1090°C); 15 - 30 seconds up to 3000°F (1650°C)
- Immediately sheds splash; withstands repeated exposures to molten steel, molten aluminum and molten glass up to 3000°F (1650°C)

Item No.	Round ID		Flat Width	
	in	mm	ft	m
FPQS0312	0.312	8.0	65	20
FPQS0375	0.375	10.0	65	20
FPQS0500	0.500	12.5	65	20
FPQS0625	0.625	15.0	65	20
FPQS0750	0.750	20.0	65	20
FPQS1000	1.000	25.0	65	20
FPQS1125	1.125	30.0	65	20
FPQS1250	1.250	32.0	50	15
FPQS1375	1.375	35.0	65	20
FPQS1625	1.625	40.0	65	20
FPQS1750	1.750	45.0	65	20
FPQS2000	2.000	50.0	65	20
FPQS2125	2.125	55.0	65	20
FPQS2375	2.375	60.0	32	10
FPQS2500	2.500	65.0	32	10
FPQS2750	2.750	70.0	32	10
FPQS3000	3.000	75.0	32	10
FPQS3125	3.125	80.0	32	10
FPQS3375	3.375	85.0	32	10
FPQS3500	3.500	90.0	32	10
FPQS4000	4.000	100.0	32	10

HOSE STRAPS / BEND RESTRICTORS

TCS and THCS Series
Standard and Hanging Cinch Straps

TCS Series

THCS Series

Specifications:
- Material: Standard - Nylon 22 Plastic Buckles
- Material: Heavy-Duty: Woven Nylon Webbing, Steel Buckles

Features:
- Add, remove or adjust hose buckles in minutes
- Cuts normal installation time by 50%
- The hook and loop design holds hoses securely while allowing natural hose expansion and contraction movement without damage
- The grommet on the THCS strap can be attached to any convenient bulkhead or mounting surface
- Excellent UV and weather resistance

TCS Heavy

THCS Heavy

Cinch Straps

Item No.		Bundle Diameter	
Standard	Heavy	in	mm
TCS4A	TCS4HA	1.270	32.25
TCS8A	TCS8HA	2.540	64.51
TCS12A	TCS12HA	3.820	97.02
TCS16A	TCS16HA	5.100	129.54
TCS20A	TCS20HA	6.370	161.79

Hanging Cinch Straps

Item No.		Bundle Diameter	
Standard	Heavy	in	mm
THCS4A	THCS4HA	1.270	32.25
THCS8A	THCS8HA	2.540	64.51
THCS12A	THCS12HA	3.820	97.02
THCS16A	THCS16HA	5.100	129.54
THCS20A	THCS20HA	6.370	161.79

TBS Series
Bundling Straps

NEW

Specifications:
- Material: Polypropylene Textile Sleeve, Stainless Steel Buckle
- Color: Black

Features:
- Designed to bundle hydraulic/ pneumatic hose assemblies or cables
- Easy assembly and removal
- Can be used multiple times

Item No.	Length		Width		Tensile Strength		Pack Qty
	in	mm	in	mm	lbs	kgs	
TBS600	23.622	600	1	25.4	550	250	10
TBS800	31.496	800	1	25.4	550	250	10
TBS1000	39.370	1000	1	25.4	550	250	10
TBS2000	78.740	2000	1	25.4	550	250	10
TBS5000	196.850	5000	1	25.4	550	250	10

DMBR Series
Vinyl Bend Restrictors

NEW

Specifications:
- Material: Vinyl PVC
- Color: Black
- Temperature Range: -40°F to 194°F (-40°C to 90°C)

Features:
- Reduces bending stress near the hose coupling junction
- Prevents damage and extends the life of the hose
- Can be used with hydraulic, pneumatic or pressure wash hoses

Item No.	Hose OD		Coupling End OD				Length	
			Max		Min			
	in	mm	in	mm	in	mm	in	mm
DMBR0375	0.374	9.5	0.591	15.0	0.453	11.5	5.299	134.6
DMBR0590	0.591	15.0	0.827	21.0	0.709	18.0	5.512	140.0
DMBR0689	0.689	17.5	0.886	22.5	0.772	19.6	6.000	152.4
DMBR0748	0.748	19.0	0.925	23.5	0.827	21.0	7.000	177.8
DMBR0826	0.827	21.0	1.000	25.4	0.874	22.2	7.000	177.8
DMBR0937	0.937	23.8	1.213	30.8	1.055	26.8	8.000	203.2

HSP Series
Hose Service Plugs

Specifications:
- Material: Rubber
- Color: Yellow
- Temperature Range: -13°F to 194°F (-25°C to 90°C)

Features:
- Avoid costly spills of oils and chemicals during the maintenance and repair of hoses and rigid pipe
- No tools required; push in and twist
- Strong and reusable

Item No.	Size	Plug Range in	Plug Range mm	Pack Qty
HSPSMALL	Small	0.040 - 0.400	1.01 - 10.16	20
HSPMEDIUM	Medium	0.160 - 0.910	4.06 - 23.11	10
HSPLARGE	Large	0.470 - 1.700	11.93 - 43.18	4
HSPMIXED	Mixed	0.040 - 1.700	1.01 - 43.18	4 Sm, 4 Med, 2 Lg

NEW

Smooth ID Punching Ties

Specifications:
- Material: 304 Stainless Steel

Features:
- Smooth ID with a low profile which is excellent when used to fasten a fabric protective sleeve over a hydraulic hose assembly
- Can be applied by hand or pneumatic tool
- Pre-engaged for ease of installation

Item No.	Straight Length in	Straight Length mm	Width in	Width mm
900560	9	229	0.25	6.3
900562	11	285	0.25	6.3
900564	14	370	0.25	6.3
900566	16.5	419	0.25	6.3
• 900568	22.2	572	0.25	6.3

LINE EXTENSION

MHC Series
Mini Worm Gear Hose Clamps

Specifications:
- Material: Band and Housing - Stainless Steel
- Screw: 1/4 Inch Hex-Head, Plated-Carbon Steel

Features:
- Can be used on small hose applications
- Low profile housing and thin band make them easier to install or remove in confined areas

Item No.	SAE Size	Ø Range D Min (in) in	Ø Range D Max (in) in	A in	Bulk Pack Qty
MHC04A	4	0.250	0.625	0.312	100
MHC05A	5	0.250	0.687	0.312	100
MHC06A	6	0.312	0.875	0.312	100
MHC08A	8	0.375	1.000	0.312	100
MHC10A	10	0.375	1.062	0.312	100
MHC12A	12	0.500	1.250	0.312	50
MHC16A	16	0.500	1.500	0.312	50
MHC20A	20	0.750	1.750	0.312	50
MHC24A	24	1.000	2.000	0.312	50
MHC28A	28	1.250	2.250	0.312	20
MHC30A	30	1.375	2.375	0.312	25
MHC32A	32	1.500	2.500	0.312	25
MHC36A	36	1.750	2.750	0.312	25
MHC44A	44	2.250	3.250	0.312	20
MHC48A	48	2.500	3.500	0.312	20

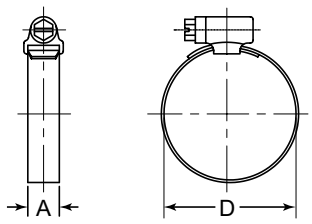

HOSE CLAMPS

WDHC Series
Worm Drive or Worm Gear Hose Clamps

Specifications:
- Material: See Table

Features:
- Can be used with the TSL or TQS series sleeves
- Band detaches from the housing so you can install or remove them without disconnecting the hose or tube
- Screw is same material as the band

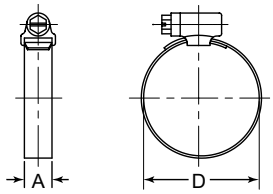

Item No.		SAE	Dia. Range D		A	Bulk Pack
			Min	Max		
Carbon Steel	Stainless Steel	#	in	in	in	Qty
WDHC04A	WDHC04B	4	0.250	0.625	0.320	100
WDHC06A	WDHC06B	6	0.438	0.750	0.320	100
WDHC08A	WDHC08B	8	0.500	0.875	0.320	100
WDHC10A	WDHC10B	10	0.500	1.063	0.500	50
WDHC12A	WDHC12B	12	0.500	1.250	0.500	50
WDHC16A	WDHC16B	16	1.063	1.500	0.500	50
WDHC20A	WDHC20B	20	0.750	1.750	0.500	50
WDHC24A	WDHC24B	24	1.000	2.000	0.500	25
WDHC28A	WDHC28B	28	1.250	2.250	0.500	25
WDHC32A	WDHC32B	32	1.500	2.500	0.500	25

Item No.		SAE	Dia. Range D		A	Bulk Pack
			Min	Max		
Carbon Steel	Stainless Steel	#	in	in	in	Qty
WDHC36A	WDHC36B	36	1.750	2.750	0.500	25
WDHC44A	WDHC44B	44	2.250	3.250	0.500	25
WDHC48A	WDHC48B	48	2.500	3.500	0.500	20
WDHC52A	WDHC52B	52	2.750	3.750	0.500	20
WDHC56A	WDHC56B	56	3.000	4.000	0.500	20
WDHC60A	WDHC60B	60	3.250	4.250	0.500	20
WDHC64A	WDHC64B	64	2.500	4.500	0.500	20
WDHC72A	WDHC72B	72	3.000	5.000	0.500	10
WDHC80A	WDHC80B	80	3.500	5.500	0.500	10
WDHC88A	WDHC88B	88	4.000	6.000	0.500	10
WDHC96A	WDHC96B	96	4.500	6.500	0.500	10

TBC Series
T-Bolt Hose Clamps

Specifications:
- Material: All components 301 Stainless Steel
- Bolt: 1/4 - 28 inch
- Nut: 7/16 inch hex, nylon insert

Features:
- Designed to provide a dependable seal on large diameter applications where high vibration occurs

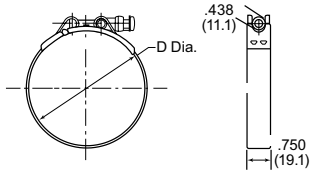

Item No.	SAE Size	Dia. Range D		Bulk Pack
		Min	Max	
		in	in	Qty
TBC15A	—	1.375	1.562	25
TBC17A	—	1.625	1.875	25
TBC28A	28	1.750	1.937	25
TBC32A	32	1.875	2.187	25
TBC36A	36	2.125	2.312	25
TBC40A	40	2.250	2.437	25
TBC44A	44	2.375	2.562	25
TBC48A	48	2.375	2.687	10
TBC52A	52	2.500	2.812	10
TBC56A	56	2.625	2.937	10
TBC60A	60	2.750	3.062	10
TBC64A	64	2.875	3.187	10
TBC68A	68	3.000	3.312	10

Item No.	SAE Size	Dia. Range D		Bulk Pack
		Min	Max	
		in	in	Qty
TBC76A	76	3.250	3.562	10
TBC84A	84	3.500	3.812	10
TBC92A	92	3.750	4.062	10
TBC100A	100	4.000	4.312	5
TBC108A	108	4.250	4.562	5
TBC116A	116	4.500	4.812	5
TBC124A	124	4.750	5.062	5
TBC132A	132	5.000	5.312	5
TBC140A	140	5.250	5.562	5
TBC148A	148	5.500	5.812	5
TBC156A	156	5.750	6.062	5
TBC172A	172	6.250	6.562	5
TBC188A	188	6.750	7.062	5
TBC204A	204	7.250	7.562	2

SPN / SPNW Series
Steel Clamp with Rubber Cushion

Item No.	D Holding Ø		B		A		Ø H		E Ref.		C		Pack Qty	Bulk Pack Qty
	in	mm	in	mm	in	mm	in	mm	in	mm	in	mm		
SPN-3	0.188	4.8	0.500	12.7	0.650	16.5	0.266	6.7	0.500	12.7	0.260	6.6	1	500
SPN-4	0.250	6.4	0.500	12.7	0.650	16.5	0.266	6.7	0.530	13.5	0.260	6.6	1	500
SPNW-4	0.250	6.4	0.625	15.9	0.750	19.1	0.406	10.3	0.530	13.5	0.313	7.9	1	100
SPN-5	0.313	7.9	0.500	12.7	0.650	16.5	0.266	6.7	0.560	14.2	0.260	6.6	1	500
SPNW-5	0.313	7.9	0.625	15.9	0.750	19.1	0.406	10.3	0.560	14.2	0.313	7.9	1	100
SPN-6	0.375	9.5	0.500	12.7	0.650	16.5	0.266	6.7	0.590	15	0.260	6.6	1	500
SPNW-6	0.375	9.5	0.625	15.9	0.750	19.1	0.406	10.3	0.590	15	0.313	7.9	1	100
SPN-7	0.438	11.1	0.500	12.7	0.650	16.5	0.266	6.7	0.620	15.7	0.260	6.6	1	500
SPNW-7	0.438	11.1	0.625	15.9	0.750	19.1	0.406	10.3	0.620	15.7	0.313	7.9	1	100
SPN-8	0.500	12.7	0.500	12.7	0.650	16.5	0.266	6.7	0.650	16.5	0.260	6.6	1	500
SPNW-8	0.500	12.7	0.625	15.9	0.750	19.1	0.406	10.3	0.650	16.5	0.313	7.9	1	100
SPN-9	0.563	14.3	0.500	12.7	0.650	16.5	0.266	6.7	0.750	19.1	0.260	6.6	1	500
SPN-10	0.625	15.9	0.500	12.7	0.650	16.5	0.266	6.7	0.780	19.8	0.260	6.6	1	500
SPNW-10	0.625	15.9	0.625	15.9	0.750	19.1	0.406	10.3	0.780	19.8	0.313	7.9	1	100
SPN-11	0.688	17.5	0.500	12.7	0.650	16.5	0.266	6.7	0.810	20.6	0.260	6.6	1	500
SPNW-11	0.688	17.5	0.625	15.9	0.750	19.1	0.406	10.3	0.810	20.6	0.313	7.9	1	100
SPN-12	0.750	19.1	0.500	12.7	0.650	16.5	0.266	6.7	0.840	21.3	0.260	6.6	1	500
SPN-14	0.875	22.2	0.500	12.7	0.650	16.5	0.266	6.7	0.900	22.9	0.260	6.6	1	100
SPNW-14	0.875	22.2	0.625	15.9	0.750	19.1	0.406	10.3	0.900	22.9	0.313	7.9	1	100
SPN-16	1.000	25.4	0.500	12.7	0.650	16.5	0.266	6.7	0.960	24.4	0.260	6.6	1	100
SPNW-16	1.000	25.4	0.625	15.9	0.750	19.1	0.406	10.3	0.960	24.4	0.313	7.9	1	100
SPN-18	1.125	28.6	0.500	12.7	0.650	16.5	0.266	6.7	1.050	26.7	0.260	6.6	1	100
SPN-20	1.250	31.8	0.500	12.7	0.650	16.5	0.266	6.7	1.110	28.2	0.260	6.6	1	100
SPNW-20	1.250	31.8	0.625	15.9	0.750	19.1	0.406	10.3	1.110	28.2	0.313	7.9	1	100

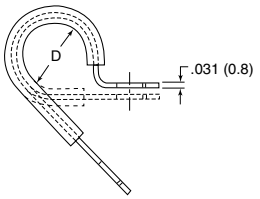

Specifications:
- Material: Cold Rolled Steel, Zinc Electroplated, Elastomer Cushion
- Color: Steel with Black Cushion

Features:
- Provides electrical insulation and vibration absorption
- Ideal for long-life applications

SPIRALGUARD from Essentra

- HDPE - offering a thinner lightweight product while still maintaining industrial strength and quality
- Double beveled cut for a smooth finish and easy fitting

See Page 109

FASTENERS

RIVETS ..... 120 - 135

FIR TREE RIVETS ..... 135 - 141

MALE / FEMALE FASTENERS ..... 141 - 145

GROMMET NUTS ..... 146 -148

SCREW COVERS & CAPS ..... 149 - 150

PLASTIC SCREWS & SPIN CLIPS ..... 151 -185

THUMB SCREWS ..... 179 - 182

THREADED STUDS & RODS ..... 186 - 187

PLASTIC NUTS ..... 188 - 194

PLASTIC WASHERS ..... 195 - 208

SHOULDER & INSULATING WASHERS ..... 209 - 217

KNOBS ..... 218 - 219

SNAP IN BEARINGS & HOOKS ..... 219 - 220

VIBRATION MOUNTS 221

ROTARY DAMPERS 222

ACCESSORIES 223

SNAP RIVETS

SR/27SR/SRVO/SRHR Series
Snap Rivet

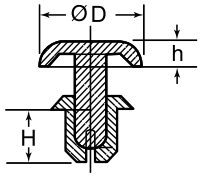

LINE EXTENSION

Specifications:
- Material: See Table
- Color: See Table

Features:
- Fast and economical, can be installed with no tools
- The two piece molded fastener comes assembled and ready to use
- Specially designed legs expand and firmly lock the components permanently in place
- SRHR part numbers withstand temperatures up to 266°F (130°C)

Item No.											
Nylon 6 UL94 V-2		Nylon 6/6 UL94 V-2		Nylon 66/6 UL94 V-0	Heat Resistant Nylon 4/6 UL 94V-2	Ø Hole	Total Holding Thickness	Ø D	H	h	Bulk Pack Qty
Black	White	Black	White	Black	Tan	in	in	in	in	in	
SR-2024B	SR-2024W	• 27SR079090	• 27SR079090W	SRVO-2024B	—	0.083 - 0.087	0.024 - 0.047	0.165	0.090	0.047	1000
SR-2032B	SR-2032W	• 27SR079130	• 27SR079130W	SRVO-2032B	—	0.083 - 0.087	0.051 - 0.079	0.165	0.130	0.047	1000
SR-2040B	SR-2040W	• 27SR079160	• 27SR079160W	SRVO-2040B	—	0.083 - 0.087	0.083 - 0.110	0.165	0.160	0.047	1000
SR-2048B	SR-2048W	• 27SR079190	• 27SR079190W	SRVO-2048B	—	0.083 - 0.087	0.114 - 0.142	0.165	0.190	0.047	1000
SR-2056B	SR-2056W	—	—	SRVO-2056B	—	0.083 - 0.087	0.146 - 0.173	0.165	0.220	0.047	1000
SR-2064B	SR-2064W	• 27SR079250	• 27SR079250W	SRVO-2064B	—	0.083 - 0.087	0.173 - 0.197	0.165	0.250	0.047	1000
—	—	• 27SR079295	• 27SR079295W	—	—	0.083 - 0.087	0.205 - 0.225	0.165	0.295	0.047	1000
SR-2632B	SR-2632W	—	—	SRVO-2632B	—	0.106 - 0.110	0.039 - 0.079	0.197	0.130	0.055	1000
—	—	• 27SR102130	• 27SR102130W	—	—	0.102 - 0.106	0.039 - 0.079	0.197	0.130	0.055	1000
—	—	• 27SR102190	• 27SR102190W	—	—	0.102 - 0.106	0.106 - 0.142	0.197	0.190	0.055	1000
—	—	• 27SR106220	• 27SR106220W	—	—	0.102 - 0.106	0.134 - 0.169	0.197	0.220	0.055	1000
—	—	• 27SR102250	• 27SR102250W	—	—	0.102 - 0.106	0.142 - 0.198	0.197	0.250	0.055	1000
—	—	• 27SR102280	• 27SR102280W	—	—	0.102 - 0.106	0.170 - 0.229	0.197	0.281	0.055	1000
SR-2642B	SR-2642W	• 27SR102170	• 27SR102170W	SRVO-2642B	—	0.106 - 0.110	0.079 - 0.118	0.197	0.170	0.055	1000
SR-2648B	SR-2648W	—	—	SRVO-2648B	—	0.106 - 0.110	0.106 - 0.142	0.197	0.190	0.055	1000
—	—	• 27SR102220	• 27SR102220W	—	—	0.107 - 0.111	0.125 - 0.156	0.201	0.200	0.064	1000
SR-2655B	SR-2655W	—	—	SRVO-2655B	—	0.106 - 0.110	0.134 - 0.169	0.197	0.220	0.055	1000
SR-2664B	SR-2664W	—	—	SRVO-2664B	—	0.106 - 0.110	0.169 - 0.205	0.197	0.250	0.055	1000
SR-2672B	SR-2672W	—	—	SRVO-2672B	—	0.106 - 0.110	0.201 - 0.236	0.197	0.280	0.055	1000
SR-3035B	SR-3035W	—	—	SRVO-3035B	SRHR-3035	0.122 - 0.126	0.039 - 0.079	0.252	0.140	0.063	1000
—	—	• 27SR0010	• 27SR0010W	—	—	0.123 - 0.127	0.050 - 0.100	0.254	0.140	0.065	1000
SR-3045B	SR-3045W	• 27SR122180	• 27SR122180W	SRVO-3045B	SRHR-3045	0.122 - 0.126	0.079 - 0.118	0.252	0.180	0.063	1000
—	—	• 27SR118180	• 27SR118180W	—	—	0.123 - 0.127	0.075 - 0.120	0.245	0.183	0.062	1000
SR-3055B	SR-3055W	—	—	SRVO-3055B	SRHR-3055	0.122 - 0.126	0.118 - 0.157	0.252	0.220	0.063	1000
—	—	• 27SR0012	• 27SR0012W	—	—	0.127 - 0.131	0.122 - 0.160	0.249	0.220	0.065	1000
SR-3065B	SR-3065W	• 27SR118260	• 27SR118260W	SRVO-3065B	SRHR-3065	0.122 - 0.126	0.157 - 0.197	0.252	0.260	0.063	1000
SR-3075B	SR-3075W	• 27SR118300	• 27SR118300W	SRVO-3075B	—	0.122 - 0.126	0.197 - 0.236	0.252	0.300	0.063	1000
SR-3080B	SR-3080W	• 27SR118310	• 27SR118310W	SRVO-3080B	SRHR-3080	0.122 - 0.126	0.217 - 0.256	0.252	0.320	0.063	1000
SR-3090B	SR-3090W	• 27SR118350	• 27SR118350W	SRVO-3090B	—	0.122 - 0.126	0.256 - 0.295	0.252	0.350	0.063	1000
SR-3100B	SR-3100W	• 27SR118390	• 27SR118390W	SRVO-3100B	—	0.122 - 0.126	0.295 - 0.335	0.252	0.390	0.063	1000
—	—	• 27SR1180515	• 27SR1180515W	—	—	0.123 - 0.127	0.400 - 0.440	0.253	0.520	0.068	1000
SR-3230B	—	—	—	—	—	0.122 - 0.126	0.807 - 0.847	0.252	0.906	0.063	1000
SR-3535B	SR-3535W	• 27SR138140	• 27SR138140W	SRVO-3535B	SRHR-3535	0.142 - 0.146	0.047 - 0.083	0.252	0.140	0.063	1000
—	—	• 27SR135180	• 27SR135180W	—	—	0.140 - 0.144	0.060 - 0.120	0.253	0.180	0.061	1000
SR-3545B	SR-3545W	• 27SR138180	• 27SR138180W	SRVO-3545B	SRHR-3545	0.142 - 0.146	0.083 - 0.118	0.252	0.180	0.063	1000
SR-3550B	SR-3550W	• 27SR138200	• 27SR138200W	SRVO-3550B	—	0.142 - 0.146	0.106 - 0.142	0.252	0.200	0.063	1000
SR-3555B	SR-3555W	—	—	SRVO-3555B	SRHR-3555	0.142 - 0.146	0.118 - 0.157	0.252	0.220	0.063	1000
SR-3560B	SR-3560W	• 27SR138240	• 27SR138240W	SRVO-3560B	—	0.142 - 0.146	0.146 - 0.181	0.252	0.240	0.063	1000
SR-3570B	SR-3570W	• 27SR138280	• 27SR138280W	SRVO-3570B	—	0.142 - 0.146	0.177 - 0.217	0.252	0.280	0.063	1000
SR-3580B	SR-3580W	• 27SR138310	• 27SR138310W	SRVO-3580B	—	0.142 - 0.146	0.217 - 0.256	0.252	0.320	0.063	1000
—	—	• 27SR1660240	• 27SR1660240W	—	—	0.162 - 0.166	0.050 - 0.180	0.375	0.236	0.081	1000
SR-4050B	SR-4050W	—	—	SRVO-4050B	SRHR-4050	0.161 - 0.165	0.098 - 0.138	0.315	0.200	0.071	1000
SR-4060B	SR-4060W	—	—	SRVO-4060B	SRHR-4060	0.161 - 0.165	0.138 - 0.177	0.315	0.240	0.071	1000
—	—	• 27SR0020	• 27SR0020W	—	—	0.160 - 0.164	0.144 - 0.188	0.317	0.240	0.078	1000
—	—	• 27SR157315	• 27SR157315W	—	—	0.162 - 0.166	0.148 - 0.188	0.315	0.315	0.083	1000
SR-4070B	SR-4070W	—	—	SRVO-4070B	SRHR-4070	0.161 - 0.165	0.177 - 0.217	0.315	0.280	0.071	1000
SR-4080B	SR-4080W	—	—	SRVO-4080B	SRHR-4080	0.161 - 0.165	0.217 - 0.256	0.315	0.320	0.071	1000
SR-4090B	SR-4090W	• 27SR157350	• 27SR157350W	SRVO-4090B	—	0.161 - 0.165	0.256 - 0.295	0.315	0.350	0.071	1000
—	—	• 27SR157290	• 27SR157290W	—	—	0.162 - 0.166	0.290 - 0.330	0.317	0.395	0.083	1000
SR-4100B	SR-4100W	• 27SR157390	• 27SR157390W	SRVO-4100B	SRHR-4100	0.161 - 0.165	0.295 - 0.335	0.315	0.390	0.071	1000
—	—	• 27SR157475	• 27SR157475W	—	—	0.161 - 0.165	0.335 - 0.408	0.315	0.475	0.071	1000
SR-4120B	SR-4120W	—	—	SRVO-4120B	—	0.161 - 0.165	0.354 - 0.413	0.315	0.470	0.071	1000
—	—	• 27SR1600315	• 27SR1600315W	—	—	0.165 - 0.169	0.100 - 0.250	0.278	0.315	0.034	1000
—	—	• 27SR1660400	• 27SR1660400W	—	—	0.170	0.250 - 0.265	0.370	0.410	0.079	1000
—	—	• 27SR1660265	• 27SR1660265W	—	—	0.171 - 0.175	0.170 - 0.210	0.315	0.265	0.084	1000
—	—	• 27SR180530	• 27SR180530W	—	—	0.187 - 0.191	0.250 - 0.437	0.356	0.530	0.098	1000
SR-5045B	SR-5045W	• 27SR197180	• 27SR197180W	SRVO-5045B	—	0.201 - 0.205	0.059 - 0.098	0.354	0.180	0.087	1000
SR-5055B	SR-5055W	• 27SR197220	• 27SR197220W	SRVO-5055B	—	0.201 - 0.205	0.098 - 0.138	0.354	0.220	0.087	1000
—	—	• 27SR197260	• 27SR197260W	—	—	0.201 - 0.205	0.105 - 0.170	0.350	0.260	0.087	1000
SR-5065B	SR-5065W	• 27SR200330	• 27SR200330W	SRVO-5065B	—	0.201 - 0.205	0.138 - 0.177	0.354	0.260	0.087	1000
—	—	• 27SR0030	• 27SR0030W	—	—	0.205 - 0.209	0.160 - 0.200	0.350	0.280	0.064	1000
SR-5075B	SR-5075W	—	—	SRVO-5075B	—	0.201 - 0.205	0.177 - 0.217	0.354	0.300	0.087	1000
SR-5085B	SR-5085W	• 27SR1970330	27SR1970330W	SRVO-5085B	—	0.201 - 0.205	0.217 - 0.256	0.354	0.340	0.087	1000
—	—	• 27SR2000370	27SR2000370W	—	—	0.203 - 0.207	0.230 - 0.300	0.352	0.368	0.095	1000
SR-5095B	SR-5095W	—	—	SRVO-5095B	—	0.201 - 0.205	0.256 - 0.295	0.354	0.370	0.087	1000
SR-5105B	SR-5105W	• 27SR197410	• 27SR197410W	SRVO-5105B	—	0.201 - 0.205	0.295 - 0.335	0.354	0.410	0.087	1000
SR-6060B	SR-6060W	• 27SR236240	• 27SR236240W	SRVO-6060B	—	0.240 - 0.244	0.098 - 0.157	0.472	0.240	0.098	1000
SR-6080B	SR-6080W	• 27SR236310	• 27SR236310W	SRVO-6080B	—	0.240 - 0.244	0.138 - 0.217	0.472	0.320	0.118	1000
—	—	• 27SR2400187	• 27SR2400187W	—	—	0.248 - 0.252	0.031 - 0.062	0.440	0.187	0.120	1000
—	—	• 27SR2400250	• 27SR2400250W	—	—	0.248 - 0.252	0.062 - 0.125	0.440	0.250	0.120	1000
—	—	• 27SR2400312	• 27SR2400312W	—	—	0.248 - 0.252	0.125 - 0.187	0.440	0.312	0.120	500
—	—	• 27SR2400375	• 27SR2400375W	—	—	0.248 - 0.252	0.187 - 0.250	0.440	0.375	0.120	1000
—	—	• 27SR2400500	• 27SR2400500W	—	—	0.248 - 0.252	0.250 - 0.375	0.440	0.500	0.120	500

SRCS Series
Countersunk Snap Rivets

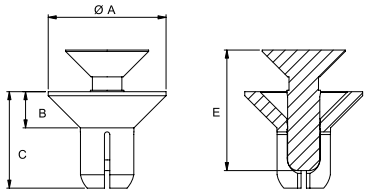

Specifications:
- Material: UL94 V-2 Nylon 6
- Color: See Table

Features:
- Countersunk design for flush surface
- Tamper resistant design
- Accommodates countersunk hole specification DIN ISO 7721

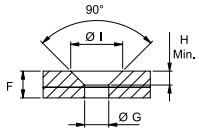

Mounting Hole Detail

Item No.		Ø Hole		Total Holding Thickness F		Ø A		B		C		E		H Min.		Ø I		Bulk Pack Qty
Black	White	in	mm	in	mm	in	mm	in	mm	in	mm	in	mm	in	mm	in	mm	
SRCS-4060B	SRCS-4060W	0.16 - 0.17	4.1 - 4.2	0.14 - 0.18	3.5 - 4.5	0.35	8.8	0.11	2.7	0.24	6.0	0.28	7.1	0.10	2.6	0.37	9.4	1000
SRCS-4070B	SRCS-4070W	0.16 - 0.17	4.1 - 4.2	0.18 - 0.22	4.5 - 5.5	0.35	8.8	0.11	2.7	0.28	7.2	0.35	9.0	0.10	2.6	0.37	9.4	1000
SRCS-4080B	SRCS-4080W	0.16 - 0.17	4.1 - 4.2	0.22 - 0.26	5.5 - 6.5	0.35	8.8	0.11	2.7	0.32	8.0	0.35	9.0	0.10	2.6	0.37	9.4	1000
SRCS-4090B	SRCS-4090W	0.16 - 0.17	4.1 - 4.2	0.26 - 0.30	6.5 - 7.5	0.35	8.8	0.11	2.7	0.35	9.0	0.43	11.0	0.10	2.6	0.37	9.4	1000
SRCS-4100B	SRCS-4100W	0.16 - 0.17	4.1 - 4.2	0.30 - 0.34	7.5 - 8.5	0.35	8.8	0.11	2.7	0.39	10.0	0.43	11.0	0.10	2.6	0.37	9.4	1000
SRCS-5065B	SRCS-5065W	0.20 - 0.21	5.1 - 5.2	0.14 - 0.18	3.5 - 4.5	0.35	8.8	0.11	2.7	0.26	6.5	0.35	8.5	0.10	2.6	0.41	10.4	1000

SRH Series
Snap Rivets, H-Type

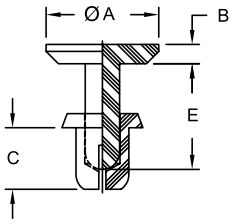

Specifications:
- Material: UL94 V-2 Nylon 6
- Color: Black

Features:
- Flat head design eases assembly and disassembly
- Installed easily by hand

Item No.	Ø Hole		Total Holding Thickness		Ø A		B		C		E		Bulk Pack Qty
	in	mm	in	mm	in	mm	in	mm	in	mm	in	mm	
SRH-3035	0.122 - 0.126	3.1 - 3.2	0.039 - 0.079	1.0 - 2.0	0.252	6.4	0.039	1.0	0.14	3.5	0.26	6.5	1000
SRH-3045	0.122 - 0.126	3.1 - 3.2	0.079 - 0.118	2.0 - 3.0	0.252	6.4	0.039	1.0	0.18	4.5	0.26	6.5	1000
SRH-3055	0.122 - 0.126	3.1 - 3.2	0.118 - 0.157	3.0 - 4.0	0.252	6.4	0.039	1.0	0.22	5.6	0.26	6.5	1000
SRH-3065	0.122 - 0.126	3.1 - 3.2	0.157 -0.197	4.0 - 5.0	0.236	6.0	0.039	1.0	0.26	6.5	0.39	10.0	1000
SRH-3080	0.122 - 0.126	3.1 - 3.2	0.197 - 0.256	5.0 - 6.5	0.236	6.0	0.039	1.0	0.31	8.0	0.39	10.0	1000
SRH-3090	0.122 - 0.126	3.1 - 3.2	0.256 - 0.295	6.5 - 7.5	0.252	6.4	0.039	1.0	0.35	9.0	0.47	12.0	1000
SRH-3100	0.122 - 0.126	3.1 - 3.2	0.295 - 0.335	7.5 - 8.5	0.252	6.4	0.039	1.0	0.39	10.0	0.47	12.0	1000
SRH-3535	0.142 - 0.146	3.6 - 3.7	0.047 - 0.083	1.2 - 2.1	0.252	6.4	0.039	1.0	0.14	3.5	0.26	6.5	1000
SRH-3545	0.142 - 0.146	3.6 - 3.7	0.087 - 0.122	2.2 - 3.1	0.252	6.4	0.039	1.0	0.18	4.5	0.26	6.5	1000
SRH-3555	0.142 - 0.146	3.6 - 3.7	0.118 - 0.157	3.0 - 4.0	0.236	6.0	0.039	1.0	0.22	5.5	0.39	10.0	1000
SRH-3560	0.142 - 0.146	3.6 - 3.7	0.138 - 0.177	3.5 - 4.5	0.236	6.0	0.039	1.0	0.24	6.0	0.39	10.0	1000
SRH-3570	0.142 - 0.146	3.6 - 3.7	0.177 - 0.217	4.5 - 5.5	0.236	6.0	0.039	1.0	0.28	7.0	0.39	10.0	1000
SRH-3580	0.142 - 0.146	3.6 - 3.7	0.217 - 0.256	5.5 - 6.5	0.236	6.0	0.039	1.0	0.31	8.0	0.39	10.0	1000

SRP Series
High Temperature Snap Rivet

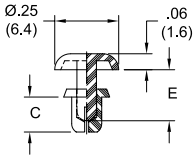

Fig. 1

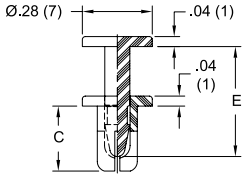

Fig. 2

Specifications:
- Material: UL94 V-1 Polysulfone
- Color: Black

Features:
- Withstands temperatures up to 311°F (155°C)

Item No.	Ø Hole		Total Holding Thickness		C		E		Fig.	Bulk Pack Qty
	in	mm	in	mm	in	mm	in	mm		
SRP-3045	0.122 - 0.126	3.1 - 3.2	0.059 - 0.098	1.5 - 2.5	0.18	4.5	0.24	6.1	1	1000
SRP-3055	0.122 - 0.126	3.1 - 3.2	0.098 - 0.138	2.5 - 3.5	0.22	5.5	0.24	6.1	1	1000
SRP-4065	0.157 - 0.165	4.0 - 4.2	0.138 - 0.177	3.5 - 4.5	0.26	6.5	0.43	11.0	2	1000

SNAP RIVETS

1301 Series
Snap In Rivets

Fig. 1

Fig. 2

Fig. 3

Fig. 4

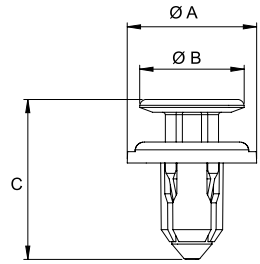

Fig. 5

Fig. 6

Fig. 7

Fig. 8

Specifications:
- Material: See Table
- Color: Black

Features:
- Quickly installed by hand
- Pin is predriven into the grommet
- Grommet expands as pin is inserted providing a tight fit
- Ideally suited for any application requiring a front-mount rivet

Item No.	Fig	Ø Hole in	Ø Hole mm	Min Panel Thickness in	Min Panel Thickness mm	Max Panel Thickness in	Max Panel Thickness mm	Ø A in	Ø A mm	Ø B in	Ø B mm	C in	C mm	Material	Bulk Pack Qty
1301297	1	0.24	6.2	0.079	2.0	0.177	4.5	0.55	14.0	0.39	9.9	0.724	18.4	Acetal	1000
1301298	2	0.28	7.0	0.098	2.5	0.197	5.0	0.78	19.9	0.58	14.8	0.831	21.1	Grommet: Acetal, Pin: Polypropylene	1000
1301299	3	0.31	8.0	0.177	4.5	0.189	4.8	0.63	16.1	0.51	13.0	0.783	19.9	Acetal	1000
1301300	3	0.39	10.0	0.217	5.5	0.276	7.0	0.79	20.0	0.55	14.0	1.030	26.1	Grommet: Acetal, Pin: Polypropylene	1000
1301301	4	0.35	9.0	0.15	3.8	0.189	4.8	0.71	18.0	0.55	13.9	1.547	39.3	Grommet: Acetal, Pin: PBT	1000
1301302	5	0.28	7.2	0.118	3.0	0.157	4.0	0.71	18.1	0.48	12.2	0.689	17.5	Acetal	1000
1301303	2	0.31	8.0	0.098	2.5	0.197	5.0	0.79	20.0	0.58	14.8	0.780	19.8	Grommet: Acetal, Pin: Polypropylene	1000
1301304	6	0.27	6.8	0.039	1.0	0.157	4.0	0.79	20.0	0.51	13.0	0.736	18.7	Acetal	1000
1301305	7	0.28	7.0	0.059	1.5	0.098	2.5	0.79	20.0	0.55	14.0	0.740	18.8	Grommet: Acetal, Pin: PBT	1000
1301306	3	0.39	10.0	0.276	7.0	0.315	8.0	0.79	20.0	0.53	13.6	1.201	30.5	Acetal	1000
1301307	5	0.24	6.0	0.161	4.1	0.197	5.0	0.55	14.0	0.29	7.3	0.650	16.5	Acetal	1000
1301308	7	0.31	8.0	0.118	3.0	0.197	5.0	0.79	20.0	0.47	11.8	0.843	21.4	Acetal	1000
1301309	6	0.31	7.8	0.118	3.0	0.236	6.0	0.79	20.0	0.51	13.0	0.874	22.2	Acetal	1000
1301310	8	0.28	7.0	0.118	3.0	0.138	3.5	0.58	14.8	0.22	5.6	0.819	20.8	Acetal	1000

27CINCH Series
Cinch Rivets

NEW

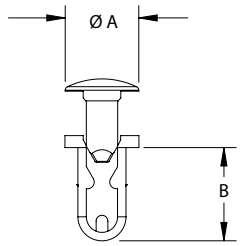

Specifications:
- Material: UL94 V-2 Nylon 6/6
- Color: See Table

Features:
- Easy installation; simply insert the "U" shaped body into the panel hole and tap the head of the "T" shaped pin with a hammer or other impact tool

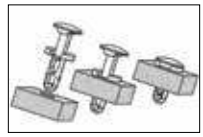

Item No. Natural	Item No. Black	Ø Hole in	Ø Hole mm	Total Holding Thickness in	Total Holding Thickness mm	Ø A in	Ø A mm	B in	B mm	Head Height in	Head Height mm	Bulk Pack Qty
27CINCH01	**27CINCH01B**	0.125	3.2	0.020 - 0.109	0.5 - 2.8	0.250	6.4	0.357	9.1	0.080	2.0	1000
27CINCH02	**27CINCH02B**	0.187	4.8	0.020 - 0.174	0.5 - 4.4	0.375	9.5	0.450	11.1	0.120	3.4	1000
27CINCH03	**27CINCH03B**	0.250	6.4	0.020 - 0.109	0.5 - 2.8	0.375	9.5	0.475	12.1	0.115	2.9	500
27CINCH04	**27CINCH04B**	0.250	6.4	0.020 - 0.174	0.5 - 4.4	0.625	15.9	0.555	14.1	0.117	3.0	1000

SRT Series
Removable Snap Rivet

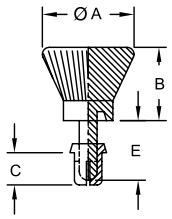

Specifications:
- Material: UL94 V-2 Nylon
- Color: Black

Features:
- Push/pull knob lets rivet snap in and out up to 25 times
- For applications requiring quick assembly and disassembly

Item No.	Ø Hole		Total Holding Thickness		Ø A		B		C		E		Bulk Pack Qty
	in	mm	in	mm	in	mm	in	mm	in	mm	in	mm	
SRT-3035B	0.122 - 0.126	3.1 - 3.2	0.039 - 0.079	1.0 - 2.0	0.394	10.0	0.315	8.0	0.14	3.5	0.26	6.5	1000
SRT-3045B	0.122 - 0.126	3.1 - 3.2	0.079 - 0.118	2.0 - 3.0	0.394	10.0	0.315	8.0	0.18	4.5	0.26	6.5	1000
SRT-3055B	0.122 - 0.126	3.1 - 3.2	0.118 - 0.157	3.0 - 4.0	0.394	10.0	0.315	8.0	0.22	5.6	0.26	6.5	1000
SRT-3065B	0.122 - 0.126	3.1 - 3.2	0.157 -0.197	4.0 - 5.0	0.394	10.0	0.315	8.0	0.26	6.5	0.35	9.0	1000
SRT-3075B	0.122 - 0.126	3.1 - 3.2	0.197 - 0.236	5.0 - 6.0	0.394	10.0	0.315	8.0	0.30	7.5	0.35	9.0	1000
SRT-3080B	0.122 - 0.126	3.1 - 3.2	0.217 - 0.256	5.5 - 6.5	0.394	10.0	0.315	8.0	0.32	8.0	0.35	9.0	1000
SRT-3535B	0.142 - 0.146	3.6 - 3.7	0.039 - 0.079	1.0 - 2.0	0.394	10.0	0.315	8.0	0.14	3.5	0.26	6.6	1000
SRT-3545B	0.142 - 0.146	3.6 - 3.7	0.079 - 0.118	2.0 - 3.0	0.394	10.0	0.315	8.0	0.18	4.5	0.26	6.6	1000
SRT-3555B	0.142 - 0.146	3.6 - 3.7	0.118 - 0.146	3.0 - 3.7	0.394	10.0	0.315	8.0	0.22	5.5	0.26	6.6	1000
SRT-3570B	0.142 - 0.146	3.6 - 3.7	0.150 - 0.205	3.8 - 5.2	0.394	10.0	0.315	8.0	0.28	7.0	0.35	9.0	1000
SRT-3580B	0.142 - 0.146	3.6 - 3.7	0.209 - 0.256	5.3 - 6.5	0.394	10.0	0.315	8.0	0.32	8.0	0.35	9.0	1000
SRT-4050B	0.161 - 0.165	4.1 - 4.2	0.098 - 0.138	2.5 - 3.5	0.472	12.0	0.315	8.0	0.20	5.0	0.30	7.6	1000
SRT-4060B	0.161 - 0.165	4.1 - 4.2	0.138 - 0.177	3.5 - 4.5	0.472	12.0	0.315	8.0	0.24	6.0	0.30	7.6	1000
SRT-4070B	0.161 - 0.165	4.1 - 4.2	0.177 - 0.216	4.5 - 5.5	0.472	12.0	0.315	8.0	0.28	7.0	0.44	11.2	1000
SRT-4080B	0.161 - 0.165	4.1 - 4.2	0.216 - 0.256	5.5 - 6.5	0.472	12.0	0.315	8.0	0.32	8.0	0.44	11.2	1000
SRT-4090B	0.161 - 0.165	4.1 - 4.2	0.256 - 0.295	6.5 - 7.5	0.472	12.0	0.315	8.0	0.35	9.0	0.44	11.2	1000
SRT-4100B	0.161 - 0.165	4.1 - 4.2	0.295 - 0.335	7.5 - 8.5	0.472	12.0	0.315	8.0	0.39	10.0	0.44	11.2	1000

TPSR/USR/113 Series
Unscrewing Rivet

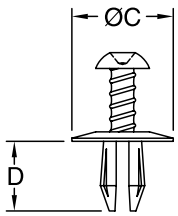

LINE EXTENSION

Specifications:
- Material: UL94 V-2 Nylon 6/6
- Color: See Table

Features:
- As pin is screwed into body, the grommet expands locking it in place
- Removable by using a phillips head screwdriver
- Can be reused

Item No.		Ø Hole		Total Holding Thickness		Ø C		D		Bulk Pack Qty
Black	Natural	in	mm	in	mm	in	mm	in	mm	
USR-1131	**—**	0.197	5.0	0.059 - 0.236	1.5 - 6.0	0.472	12.0	0.433	11.0	1000
113 000 169 902	**—**	0.197	5.0	0.157 - 0.276	4.0 - 7.0	0.472	12.0	0.433	11.0	250
113 105 059 902	**113 105 000 002**	0.197	5.0	0.079 - 0.276	2.0 - 7.0	0.492	12.5	0.378	9.6	250
USR-1132	**—**	0.236	6.0	0.059 - 0.236	1.5 - 6.0	0.630	16.0	0.433	11.0	1000
113 106 059 902	**113 106 000 002**	0.236	6.0	0.079 - 0.315	2.0 - 8.0	0.591	15.0	0.421	10.7	250
113 000 269 902	**—**	0.236	6.0	0.157 - 0.276	4.0 - 7.0	0.630	16.0	0.433	11.0	250
—	**401007**	0.250	6.4	0.156	4.0	0.594	15.1	0.422	10.7	1000
—	**401008**	0.250	6.4	0.140	3.6	0.703	17.9	0.438	11.1	1000
401022B	**401022**	0.250	6.4	0.156	4.0	0.594	15.1	0.422	10.7	1000
401023B	**401023**	0.250	6.4	0.156	4.0	0.594	15.1	0.422	10.7	1000
USR-64125**	**—**	0.250	6.4	0.126 - 0.172	3.2 - 4.4	0.594	15.1	0.500	12.7	500
113 107 059 902	**113 107 000 002**	0.276	7.0	0.118 - 0.354	3.0 - 9.0	0.689	17.5	0.476	12.1	250
—	**401009**	0.281	7.0	0.093	2.4	0.689	17.5	0.476	12.1	500
USR-1133	**—**	0.315	8.0	0.118 - 0.394	3.0 - 1.0	0.787	20.0	0.551	14.0	1000
USR-1*	**—**	0.315	8.0	0.276 - 0.315	7.0 - 8.0	0.787	20.0	0.866	22.0	1000
113 108 059 902	**113 108 000 002**	0.315	8.0	0.118 - 0.394	3.0 - 10.0	0.787	20.0	0.531	13.5	250
113 000 369 902	**—**	0.315	8.0	0.118 - 0.394	3.0 - 10.0	0.787	20.0	0.551	14.0	250

*** Screw Material: Acetal UL94 HB; Grommet Material: Nylon 6**
**** Nylon 6**

RFL Series
Folding Leg Rivet

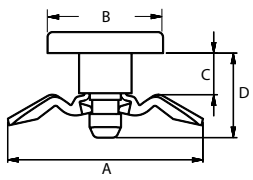

Specifications:
- Material: UL94 V-2 Nylon 6/6
- Color: See table

Features:
- Pushing the pin in the rivet body causes the legs to expand and grip the material
- Once installed, the rivet cannot be removed from the outside of the box
- Can be used with cardboard boxes or other porous materials

Item No.		Ø Hole	Total Holding Thickness C	Ø B	A	D	Bulk Pack Qty
Natural	Black	in	in	in	in	in	
RFL-1	**RFL-1BK**	0.22	0.11 - 0.15	0.43	0.73	0.29	1000
RFL-2	**RFL-2BK**	0.22	0.14 - 0.18	0.43	0.73	0.32	1000

RIVETS

TRM Series
Mini Tough Snap Rivet



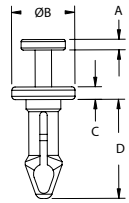

Specifications:
- Material: UL94 V-0 Heat Stabilized Nylon 6/6
- Color: Black

Features:
- One-piece design easily installed by hand
- Removable by pulling pin out of grommet

Item No.	Ø Hole		Total Holding Thickness		A		Ø B		C		D		Bulk Pack Qty
	in	mm	in	mm	in	mm	in	mm	in	mm	in	mm	
TRM-1	0.097 - 0.103	2.5 - 2.6	0.160 - 0.180	4.1 - 4.6	0.040	1.0	0.190	4.8	0.060	1.5	0.345	8.8	1000
TRM-2	0.106 - 0.112	2.7 - 2.8	0.080 - 0.105	2.0 - 2.7	0.050	1.3	0.218	5.5	0.060	1.5	0.300	7.6	1000
TRM-3	0.122 - 0.128	3.1 - 3.3	0.105 - 0.130	2.7 - 3.3	0.050	1.3	0.218	5.5	0.060	1.5	0.320	8.1	1000
TRM-4	0.122 - 0.128	3.1 - 3.3	0.130 - 0.155	3.3 - 3.9	0.050	1.3	0.218	5.5	0.060	1.5	0.345	7.6	1000
TRM-5	0.122 - 0.128	3.1 - 3.3	0.155 - 0.180	3.9 - 4.6	0.050	1.3	0.218	5.5	0.060	1.5	0.370	9.4	1000
TRM-6	0.122 - 0.128	3.1 - 3.3	0.240 - 0.265	6.1 - 6.7	0.050	1.3	0.218	5.5	0.060	1.5	0.455	11.6	1000
TRM-7	0.144 - 0.154	3.7 - 3.9	0.265 - 0.290	6.7 - 7.4	0.050	1.3	0.300	7.6	0.060	1.5	0.470	11.9	1000

TR Series
Tough Snap Rivet

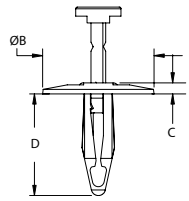

Specifications:
- Material 1: UL94 HB Impact Modified Nylon 6/6
- Material 2: Nylon 6/6
- Color: Black

Item No.	Ø Hole		Total Holding Thickness		Ø B		C		D		Material	Bulk Pack Qty
	in	mm	in	mm	in	mm	in	mm	in	mm		
TR-1	0.193 - 0.205	4.9 - 5.2	0.059 - 0.181	1.5 - 4.6	0.283	7.2	0.045	1.1	0.445	11.3	1	1000
495201	0.197	5.0	0.059 - 0.181	1.5 - 4.6	0.283	7.2	0.060	1.0	0.449	11.4	2	1000
TR-2	0.248 - 0.276	6.3 - 7.0	0.098 - 0.350	2.5 - 8.9	0.985	25.0	0.098	2.5	0.898	22.8	1	1000
495202	0.248	6.3	0.157 - 0.299	4.0 - 7.6	0.709	18.0	0.098	2.5	0.681	17.3	2	1000
495203	0.248	6.3	0.098 - 0.350	2.5 - 8.9	1.000	25.4	0.098	2.5	0.886	22.5	2	1000
495204	0.248	6.3	0.098 - 0.350	2.5 - 8.9	0.591	15.0	0.106	2.7	0.728	18.5	2	1000
495205	0.248	6.3	0.059 - 0.299	1.5 - 7.6	0.685	17.4	0.079	2.0	0.803	20.4	2	1000
495206	0.256	6.5	0.098 - 0.350	2.5 - 8.9	0.591	15.0	0.079	2.0	0.882	22.4	2	1000
TR-3	0.250 - 0.276	6.4 - 7.0	0.098 - 0.315	2.5 - 8.0	0.585	14.9	0.079	2.0	0.897	22.8	1	1000
495207	0.276	7.0	0.472 - 0.591	12.0 - 15.0	1.000	25.4	0.098	2.5	1.063	27.0	2	1000
495208	0.276	7.0	0.354 - 0.512	9.0 - 13.0	0.709	18.0	0.098	2.5	0.906	23.0	2	1000
495209	0.315	8.0	0.118 - 0.315	3.0 - 8.0	0.787	20.0	0.106	2.7	0.827	21.0	2	1000
495210	0.315	8.0	0.118 - 0.315	3.0 - 8.0	0.591	15.0	0.102	2.6	0.866	22.0	2	1000
495211	0.315	8.0	0.157 - 0.315	4.0 - 8.0	0.709	18.0	0.114	2.9	0.906	23.0	2	1000
495212	0.315	8.0	0.472 - 0.630	12.0 - 16.0	0.590	15.0	0.118	3.0	1.142	29.0	2	1000
TR-4	0.315 - 0.325	8.0 - 8.3	0.118 - 0.315	3.0 - 8.5	0.585	14.9	0.106	2.7	0.830	21.1	1	1000
495213	0.354	9.0	0.118 - 0.276	3.0 - 7.0	0.630	16.0	0.102	2.6	0.787	20.0	2	1000
495214	0.374	9.5	0.035 - 0.189	0.9 - 4.8	0.984	25.0	0.094	2.4	0.992	25.2	2	1000
495215	0.374	9.5	0.138 - 0.276	3.5 - 7.0	0.705	17.9	0.098	2.5	0.906	23.0	2	1000
495216	0.394	10.0	0.236 - 0.394	6.0 - 10.0	0.787	20.0	0.146	3.7	1.051	26.7	2	1000
495217	0.453	11.5	1.142 - 1.220	29.0 - 31.0	1.181	30.0	0.098	2.5	1.969	50.0	1	1000

PPR-10 Series
Push Rivet



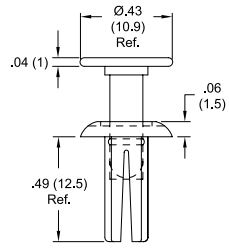

Specifications:
- Material: UL94 V-2 Nylon 6
- Color: Natural

Features:
- Used in either a round or square hole
- Square hole mounting is for anti-rotation applications

Item No.	Total Holding Thickness		Mounting Hole Options (Round Hole)		Mounting Hole Options (Square Hole)		Bulk Pack Qty
	in	mm	in	mm	in	mm	
PPR-10	0.140 - 0.200	3.6 - 5.1	0.250	6.4	0.220	5.6	100

tel | 800 847 0486 fax | 866 561 6617

61RR Series
Push Rivet

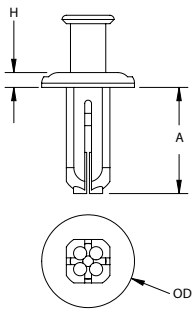

Specifications:
- Material: UL94 V-2 Nylon 6/6
- Color: See Table

Features:
- Can be easily removed by retracting the pin, and then the body
- Used in either a round or rectangular hole

Item No.		OD		H		A		Mounting Hole Options (Round Hole)		Mounting Hole Options Rectangular Hole		Total Holding Thickness		Bulk Pack Qty
Natural	Black	in	mm	in	mm	in	mm	in	mm	in	mm	in	mm	
61RR188062	61RR188062B	0.375	9.5	0.07	1.8	0.500	12.7	0.188	4.8	—	—	0.062	1.6	1000
61RR188125	61RR188125B	0.375	9.5	0.07	1.8	0.500	12.7	0.188	4.8	—	—	0.125	3.2	1000
61RR250500	61RR250500B	0.437	11.1	0.07	1.8	0.500	12.7	0.250	6.4	0.210 x 0.218	5.3 x 5.5	0.062	1.6	500
61RR250125	61RR250125B	0.437	11.1	0.07	1.8	0.500	12.7	0.250	6.4	0.210 x 0.218	5.3 x 5.5	0.125	3.2	1000
61RR250188	61RR250188B	0.437	11.1	0.07	1.8	0.500	12.7	0.250	6.4	0.210 x 0.218	5.3 x 5.5	0.187	4.8	500

27TPF Series
Two-Piece Rivet

Specifications:
- Material: UL94 V-2 Nylon 6/6
- Color: Natural

Features:
- For use with edge connector assembly
- Body item "A" is inserted through the connector and through the chassis. Pin item "B" is then pushed or tapped into the body to secure the connector to the chassis
- Pin can be removed to allow replacement of the connector
- Body and Pin sold separately

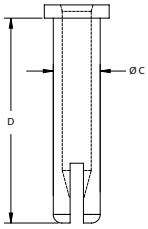

Piece A

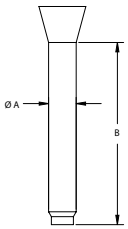

Piece B

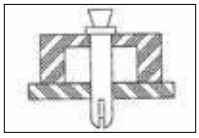

Piece A - Body

Item No.	C		D		Bulk Pack Qty
	in	mm	in	mm	
27TPF0001A	0.109	2.8	0.305	7.7	1000
27TPF0002A	0.110	2.8	0.350	8.9	1000
27TPF0003A	0.110	2.8	0.480	12.2	1000
27TPF0004A	0.096	2.4	0.340	8.6	1000

Piece B - Pin

Item No.	B		A		Bulk Pack Qty
	in	mm	in	mm	
27TPF0001B	0.330	8.4	0.069	1.8	1000
27TPF0002B	0.360	9.1	0.069	1.8	1000
27TPF0003B	0.455	11.6	0.069	1.8	1000
27TPF0004B	0.340	8.6	0.062	1.6	1000

RRR Series
Removable Rivet

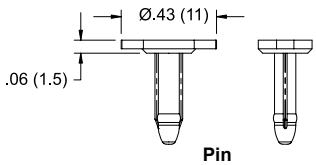

Pin

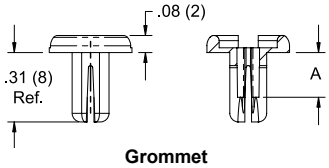

Grommet

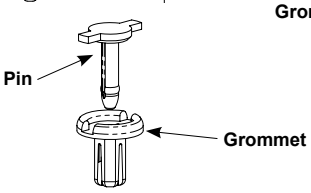

Specifications:
- Material: UL94 V-0 Nylon 66/6
- Color: Black

Features:
- Pin and grommet are supplied unassembled
- Pin is removable by pulling on the side tabs
- Can be used in a round or square hole

Item No.	Mounting Hole Options (Round Hole)		Mounting Hole Options Square Hole		Total Holding Thickness		A Ref.		Bulk Pack Qty
	in	mm	in	mm	in	mm	in	mm	
RRR-1	0.188 - 0.208	4.8 - 5.3	0.177	4.5	0.059 - 0.138	1.5 - 3.5	0.14	3.6	1000
RRR-2	0.188 - 0.208	4.8 - 5.3	0.177	5.5	0.138 - 0.217	3.5 - 5.5	0.17	4.4	1000

PUSH RIVETS

RP/PPR/61PR Series
Push Rivet

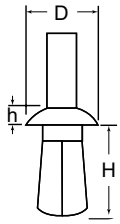

Fig. 1

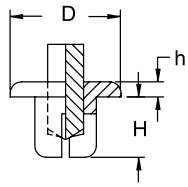

Fig. 2

LINE EXTENSION

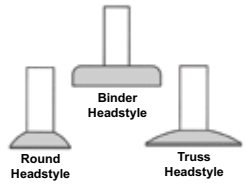

Specifications:
- Material: See Table
- Color: See Table

Features:
- Install by placing rivet into hole and pushing plunger into the rivet to expand legs to lock in place
- See installation tools on pages 127 - 128

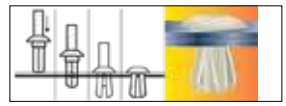

Item No.			Ø Hole		Total Holding Thickness		Ø D		h		H					Bulk Pack Qty
Black	White	Natural	in	mm	in	mm	in	mm	in	mm	in	mm	Fig.	Head Style	Material	
093011059902	—	093011000002	0.118	3.0	0.039 - 0.157	1.0 - 4.0	0.197	5.0	0.051	1.3	0.224	5.7	1	—	Nylon 6/6	250
RP100B	RP100W	—	0.118	3.0	0.079 - 0.118	2.0 - 3.0	0.118	3.0	0.079	2.0	0.177	4.5	2	—	Nylon 6	1000
PPR-3055B	—	—	0.118	3.0	0.118 - 0.157	3.0 - 4.0	0.228	5.8	0.079	2.0	0.220	5.6	2	—	Nylon 6	1000
RP105B	RP105W	—	0.118	3.0	0.118 - 0.157	3.0 - 4.0	0.228	5.8	0.079	2.0	0.220	5.6	2	—	Nylon 6	1000
—	—	• 61PR900000	0.125	3.2	0.031 - 0.140	0.8 - 3.6	0.187	4.8	0.047	1.2	0.190	4.8	1	Round	Nylon 6/6	1000
—	—	• 61PR900100	0.130	3.3	0.031 - 0.140	0.8 - 3.6	0.218	5.5	0.060	1.52	0.225	5.7	1	Round	Nylon 6/6	1000
093012059902	—	093012000002	0.138	3.5	0.039 - 0.197	1.0 - 5.0	0.236	6.0	0.051	1.3	0.268	6.8	1	—	Nylon 6/6	250
093000269902	—	093000200002	0.142	3.6	0.079 - 0.217	2.0 - 5.5	0.303	7.7	0.079	2.0	0.276	7.0	1	—	Nylon 6/6	250
093013059902	—	093013000002	0.157	4.0	0.059 - 0.236	1.5 - 6.0	0.256	6.5	0.059	1.5	0.311	7.9	1	—	Nylon 6/6	250
PPR-4050B	RP110W	—	0.157	4.0	0.098 - 0.138	2.5 - 3.5	0.315	8.0	0.087	2.2	0.197	5.0	2	—	Nylon 6	1000
RP115B	RP115W	—	0.157	4.0	0.138 - 0.177	3.5 - 4.5	0.157	4.0	0.091	2.3	0.236	6.0	2	—	Nylon 6	1000
093000469902	—	—	0.157	4.0	0.157 - 0.256	4.0 - 6.5	0.256	6.5	0.256	6.5	0.315	8.0	1	—	Nylon 6/6	250
—	—	• 61PR100100	0.156	4.0	0.187 - 0.250	4.8 - 6.4	0.218	5.5	0.050	1.3	0.312	7.9	1	Binder	Nylon 6/6	1000
—	—	• 61PR100300	0.156	4.0	0.218 - 0.312	5.5 - 7.9	0.218	5.5	0.050	1.3	0.359	9.1	1	Binder	Nylon 6/6	1000
—	—	• 61PR100800	0.156	4.0	0.218 - 0.383	5.5 - 9.7	0.218	5.5	0.05	1.3	0.421	10.7	1	Binder	Nylon 6/6	1000
—	—	• 61PR600100	0.160	4.1	0.062 - 0.180	1.6 - 4.6	0.295	7.5	0.05	1.3	0.230	5.8	1	Round	Nylon 6/6	1000
—	—	• 61PR010600	0.160	4.1	0.218 - 0.312	5.5 - 7.9	0.375	9.5	0.05	1.3	0.355	8.9	1	Binder	Nylon 6/6	1000
—	—	• 61PR600000	0.182	4.6	0.130 - 0.290	3.3 - 7.4	0.28	7.1	0.05	1.3	0.380	9.7	1	Truss	Nylon 6/6	500
—	—	• 61PR200800	0.187	4.8	0.031 - 0.200	0.8 - 5.1	0.275	7.0	0.075	1.9	0.295	7.5	1	Round	Nylon 6/6	1000
PPR-5B	PPR-5	—	0.189	4.8	0.039 - 0.374	1.0 - 9.5	0.280	7.1	0.063	1.6	0.421	10.7	1	—	Nylon 6/6	1000
PPR-4850B	—	—	0.189	4.8	0.047 - 0.157	1.2 - 3.0	0.390	9.9	0.130	3.3	0.201	5.1	2	—	Nylon 6	1000
—	—	• 61PR200100	0.187	4.8	0.062 - 0.125	1.6 - 3.2	0.430	10.9	0.120	3.1	0.216	5.5	1	Binder	Nylon 6/6	1000
—	—	• 61PR300200	0.187	4.8	0.062 - 0.125	1.6 - 3.2	0.281	7.1	0.075	1.9	0.230	5.8	1	Round	Nylon 6/6	1000
093001069902	—	093001000002	0.189	4.8	0.063 - 0.185	1.6 - 4.7	0.343	8.7	0.098	2.5	0.291	7.4	1	—	Nylon 6/6	250
—	—	• 61PR100400	0.187	4.8	0.062 - 0.187	1.6 - 4.8	0.281	7.1	0.05	1.3	0.296	7.5	1	Truss	Nylon 6/6	1000
—	—	• 61PR300100	0.187	4.8	0.062 - 0.187	1.6 - 4.8	0.281	7.1	0.075	1.9	0.295	7.5	1	Round	Nylon 6/6	1000
—	—	• 61PR010410	0.187	4.8	0.062 - 0.187	1.6 - 4.8	0.375	9.5	0.080	2.0	0.281	7.1	1	Round	Nylon 6/6	1000
—	—	• 61PR010210	0.187	4.8	0.062 - 0.187	1.6 - 4.8	0.375	9.5	0.080	2.0	0.295	7.5	1	Round	Nylon 6/6	1000
—	—	• 61PR200300	0.187	4.8	0.062 - 0.187	1.6 - 4.8	0.435	11.1	0.075	1.9	0.285	7.2	1	Truss	Nylon 6/6	1000
—	—	• 61PR700200	0.187	4.8	0.062 - 0.187	1.6 - 4.8	0.437	11.1	0.075	1.9	0.295	7.5	1	Truss	Nylon 6/6	500
—	—	• 61PR300300	0.187	4.8	0.078 - 0.375	2.0 - 9.5	0.281	7.1	0.047	1.2	0.450	11.4	1	Round	Nylon 6/6	1000
—	—	• 61PR400600	0.187	4.8	0.078 - 0.375	2.0 - 9.5	0.312	7.9	0.062	1.6	0.445	11.3	1	Binder	Nylon 6/6	1000
—	—	• 61PR300600	0.187	4.8	0.078 - 0.375	2.0 - 9.5	0.320	8.1	0.109	2.8	0.455	11.6	1	Round	Nylon 6/6	1000
093016059902	—	093016000002	0.189	4.8	0.098 - 0.354	2.5 - 9.0	0.472	12.0	0.102	2.6	0.465	11.8	1	—	Nylon 6/6	250
—	—	• 61PR200200	0.187	4.8	0.125 - 0.187	3.2 - 4.8	0.435	11.1	0.075	1.9	0.281	7.1	1	Truss	Nylon 6/6	1000
—	—	• 61PR010310	0.187	4.8	0.156 - 0.281	4.0 - 7.1	0.375	9.5	0.080	2.0	0.380	9.7	1	Round	Nylon 6/6	500
—	—	• 61PR200000	0.187	4.8	0.156 - 0.281	4.0 - 7.1	0.435	11.1	0.075	1.9	0.380	9.7	1	Truss	Nylon 6/6	1000
—	—	• 61PR700100	0.187	4.8	0.156 - 0.281	4.0 - 7.1	0.437	11.1	0.075	1.9	0.380	9.7	1	Truss	Nylon 6/6	1000
PPR-2B	—	PPR-2	0.189	4.8	0.157 - 0.280	4.0 - 7.1	0.429	10.9	0.059	1.5	0.382	9.7	1	—	Nylon 6/6	1000
093000869902	—	093000800002	0.189	4.8	0.157 - 0.343	4.0 - 8.7	0.189	4.8	0.047	1.2	0.433	11.0	1	—	Nylon 6/6	250
—	—	• 61PR300000	0.187	4.8	0.312 - 0.440	7.9 - 11.2	0.281	7.1	0.075	1.9	0.535	13.6	1	Binder	Nylon 6/6	500
—	—	• 61PR300400	0.187	4.8	0.312 - 0.440	7.9 - 11.2	0.320	8.1	0.109	2.8	0.535	13.6	1	Round	Nylon 6/6	1000
—	—	• 61PR300500	0.187	4.8	0.375 - 0.500	9.5 - 12.7	0.281	7.1	0.080	2.0	0.625	15.9	1	Binder	Nylon 6/6	500
—	—	• 61PR300700	0.187	4.8	0.375 - 0.500	9.5 - 12.7	0.320	8.1	0.109	2.8	0.609	15.5	1	Round	Nylon 6/6	500
—	—	• 61PR300800	0.187	4.8	0.375 - 0.750	9.5 - 19.1	0.320	8.1	0.115	2.9	0.850	21.6	1	Binder	Nylon 6/6	500
093014059902	—	093014000002	0.197	5.0	0.059 - 0.276	1.5 - 7.0	0.335	8.5	0.071	1.8	0.362	9.2	1	—	Nylon 6/6	250
PPR-93-7B	—	PPR-93-7	0.197	5.0	0.059 - 0.197	1.5 - 5.0	0.280	7.1	0.079	2.0	0.291	7.4	1	—	Nylon 6/6	1000
PPR-5060B	RP135W	—	0.197	5.0	0.118 - 0.157	3.0 - 4.0	0.370	9.4	0.110	2.8	0.236	6.0	2	—	Nylon 6	1000
PPR-93-14B	—	—	0.197	5.0	0.118 - 0.276	3.0 - 7.0	0.437	11.1	0.079	2.0	0.433	11.0	1	—	Nylon 6/6	1000
RP130B	RP130W	—	0.197	5.0	0.157 - 0.197	4.0 - 5.0	0.197	5.0	0.110	2.8	0.197	5.0	2	—	Nylon 6	1000
—	RP140W	—	0.201	5.1	0.157 - 0.197	4.0 - 5.0	0.370	9.4	0.110	2.8	0.276	7.0	2	—	Nylon 6	1000
PPR-5080B	—	—	0.201	5.1	0.197 - 0.236	5.0 - 6.0	0.370	9.4	0.110	2.8	0.315	8.0	2	—	Nylon 6	1000
RP145B	RP145W	—	0.201	5.1	0.197 - 0.236	5.0 - 6.0	0.197	5.0	0.110	2.8	0.315	8.0	2	—	Nylon 6	1000
RP150B	RP150W	—	0.201	5.1	0.236 - 0.276	6.0 - 7.0	0.197	5.0	0.110	2.8	0.354	9.0	2	—	Nylon 6	1000
RP155B	RP155W	—	0.201	5.1	0.276 - 0.315	7.0 - 8.0	0.197	5.0	0.110	2.8	0.394	10.0	2	—	Nylon 6	1000
—	—	• 61PR010510	0.215	5.5	0.078 - 0.300	2.0 - 7.6	0.630	16.0	0.080	2.0	0.415	10.5	1	Truss	Nylon 6/6	500
—	—	• 61PR100000	0.218	5.5	0.093 - 0.350	2.4 - 9.5	0.380	9.7	0.080	2.0	0.450	11.4	1	Round	Nylon 6/6	1000

(Continued on next page >)

RP/PPR/61PR Series (continued)
Push Rivet

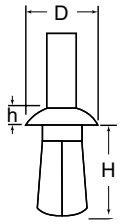

Fig. 1

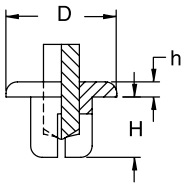

Fig. 2

LINE EXTENSION

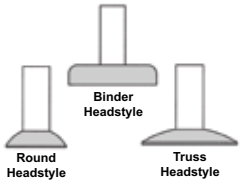

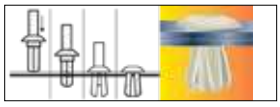

Specifications:
- Material: See Table
- Color: See Table

Features:
- Install by placing rivet into hole and pushing plunger into the rivet to expand legs to lock in place
- See installation tools on pages 127 - 128

Item No.			Ø Hole		Total Holding Thickness		D		h		H					Bulk Pack Qty
Black	White	Natural	in	mm	in	mm	in	mm	in	mm	in	mm	Fig.	Head Style	Material	
PPR-1B	—	PPR-1	0.217	5.5	0.098 - 0.157	2.5 - 4.0	0.370	9.4	0.079	2.0	0.449	11.4	1	—	Nylon 6/6	1000
—	—	61PR100200	0.218	5.5	0.094 - 0.312	2.4 - 7.9	0.437	11.1	0.100	2.5	0.464	11.8	1	Binder	Nylon 6/6	1000
—	—	61PR010000	0.218	5.5	0.187 - 0.250	4.8 - 6.4	0.375	9.5	0.080	2.0	0.343	8.7	1	Truss	Nylon 6/6	1000
—	—	61PR010110	0.226	5.7	0.125 - 0.312	3.2 - 7.9	0.375	9.5	0.080	2.0	0.468	11.4	1	Round	Nylon 6/6	1000
—	—	61PR100500	0.226	5.7	0.125 - 0.312	3.2 - 7.9	0.376	9.5	0.080	2.0	0.467	11.8	1	Truss	Nylon 6/6	1000
—	—	61PR700300	0.226	5.7	0.125 - 0.312	3.2 - 7.9	0.437	11.1	0.075	1.9	0.468	11.4	1	Truss	Nylon 6/6	500
—	—	61PR500500	0.227	5.8	0.031 - 0.062	0.8 - 1.6	0.375	9.5	0.223	5.7	0.170	4.3	1	Button	Nylon 6/6	1000
093015059902	—	093015000002	0.236	6.0	0.079 - 0.315	2.0 - 8.0	0.394	10.0	0.087	2.2	0.413	10.5	1	—	Nylon 6/6	250
PPR-6060B	—	—	0.236	6.0	0.098 - 0.157	2.5 - 4.0	0.429	10.9	0.059	1.5	0.240	6.1	2	—	LDPE/HDPE	1000
093002469902	—	093002400002	0.236	6.0	0.118 - 0.276	3.0 - 7.0	0.433	11.0	0.079	2.0	0.394	10.0	1	—	Nylon 6/6	250
—	—	61PR400700	0.245	6.2	0.140 - 0.550	6.6 - 14.0	0.375	9.5	0.100	2.5	0.625	15.9	1	Round	Nylon 6/6	1000
—	—	PPR-9	0.252	6.4	0.059 - 0.252	1.5 - 6.4	0.437	11.1	0.185	4.7	0.366	9.3	1	—	Nylon 6/6	1000
—	—	61PR700900	0.250	6.4	0.062 - 0.125	1.6 - 3.2	0.370	9.4	0.080	2.0	0.218	5.5	1	Round	Nylon 6/6	1000
—	—	61PR400900	0.250	6.4	0.078 - 0.275	2.0 - 7.0	0.494	12.6	0.305	7.8	0.375	9.5	1	Button	Nylon 6/6	1000
—	—	61PR800000	0.250	6.4	0.093 - 0.312	2.4 - 7.9	0.468	11.9	0.080	2.0	0.500	12.7	1	Truss	Nylon 6/6	500
—	—	61PR400300	0.250	6.4	0.093 - 0.312	2.4 - 7.9	0.468	11.9	0.080	2.0	0.500	12.7	1	Binder	Nylon 6/6	1000
—	—	61PR010300	0.250	6.4	0.093 - 0.312	2.4 - 7.9	0.625	15.9	0.109	2.8	0.485	12.3	1	Binder	Nylon 6/6	500
—	—	61PR800300	0.250	6.4	0.109 - 0.156	2.8 - 4.0	0.500	12.7	0.313	7.9	0.375	9.5	1	Round	Nylon 6/6	1000
—	—	61PR400800	0.250	6.4	0.125 - 0.437	3.2 - 11.1	0.468	11.9	0.080	2.0	0.585	14.9	1	Binder	Nylon 6/6	500
—	—	61PR400200	0.250	6.4	0.156 - 0.330	4.0 - 8.4	0.468	11.9	0.080	2.0	0.375	9.5	1	Binder	Nylon 6/6	1000
093002669902	—	093002600002	0.252	6.4	0.157 - 0.374	4.0 - 9.5	0.433	11.0	0.079	2.0	0.472	12.0	1	—	Nylon 6/6	250
—	—	PPR-4	0.252	6.4	0.280 - 0.500	7.1 - 12.7	0.569	11.9	0.079	2.0	0.622	15.8	1	—	Nylon 6/6	1000
—	—	61PR800100	0.250	6.4	0.281 - 0.500	7.1 - 12.7	0.468	11.9	0.080	2.0	0.620	15.8	1	Truss	Nylon 6/6	1000
—	—	61PR010400	0.250	6.4	0.281 - 0.500	7.1 - 12.7	0.615	15.6	0.109	2.8	0.620	15.8	1	Binder	Nylon 6/6	1000
—	—	61PR400100	0.250	6.4	0.350 - 0.500	8.9 - 12.7	0.370	9.4	0.080	2.0	0.620	15.8	1	Round	Nylon 6/6	1000
—	—	61PR400000	0.250	6.4	0.350 - 0.500	8.9 - 12.7	0.468	11.9	0.080	2.0	0.620	15.8	1	Binder	Nylon 6/6	500
—	—	61PR300900	0.275	7.0	0.062 - 0.600	1.6 - 15.2	0.370	9.4	0.080	2.0	0.640	16.3	1	Round	Nylon 6/6	500
—	—	61PR010100	0.275	7.0	0.093 - 0.350	2.4 - 8.9	0.620	15.8	0.109	2.8	0.480	12.2	1	Binder	Nylon 6/6	500
—	—	61PR010200	0.280	7.1	0.062 - 0.350	1.6 - 8.9	0.485	12.3	0.075	1.9	0.468	11.9	1	Truss	Nylon 6/6	500
093001869902	—	093001800002	0.280	7.1	0.157 - 0.472	4.0 - 12.0	0.669	17.0	0.098	2.5	0.689	17.5	1	—	Nylon 6/6	250
—	—	61PR010500	0.290	7.4	0.093 - 0.187	2.4 - 4.8	0.620	15.8	0.109	2.8	0.300	7.6	1	Binder	Nylon 6/6	1000
093017059902	—	093017000002	0.315	8.0	0.118 - 0.394	3.0 - 10.0	0.531	13.5	0.118	3.0	0.512	13.0	1	—	Nylon 6/6	250

61PRT
Push Rivet Installation Tool

NEW

Specifications:
- Material: ABS
- Color: Tools are color coded for identification

Features:
- Tough and lightweight
- Provides faster assembly and more accurate placement of push rivets
- Large plunger head and easy grip handle reduce operator fatigue
- Multiple sizes available to cover all standard drive rivets
- Rivets do not have to be predriven
- To install; the rivet is loaded in tool and inserted in prepared hole, pressure on the plunger frees the pin and expands the rivet in the assembly

Item No.	Pin OD		Color
	in	mm	
61PRT0075	0.075	1.9	Red
61PRT0093	0.093	2.4	Black
61PRT0125	0.125	3.2	Yellow
61PRT0150	0.150	3.9	Green

PUSH IN FASTENERS

DF Series
Drive Fastener

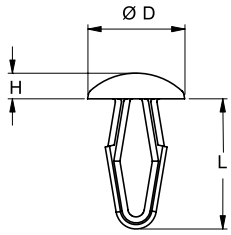

Specifications:
- Material: See Table
- Color: Natural

Features:
- Multi-purpose front loaded fastener
- Can be used as a decorative hole plug
- Inserts easily by hand
- Hollow body increases flexibility for ease of insertion and removal

Item No.		Ø Hole		Total Holding Thickness		Ø D		H		L Ref.		Bulk Pack Qty
UL94 HB Acetal	UL94 V-0 Nylon 6/6	in	mm	in	mm	in	mm	in	mm	in	mm	
DF-137-010	DFVO-137-010	0.126	3.2	0.039 - 0.177	1.0 - 4.5	0.315	8.0	0.059	1.5	0.512	13.0	1000
DF-137-020	DFVO-137-020	0.153	3.9	0.039 - 0.197	1.0 - 5.0	0.354	9.8	0.063	1.6	0.551	14.0	1000
DF-137-030	DFVO-137-030	0.185	4.7	0.039 - 0.216	1.0 - 5.5	0.394	10.0	0.067	1.7	0.590	15.0	1000
DF-137-031	DFVO-137-031	0.185	4.7	0.039 - 0.216	1.0 - 5.5	0.433	11.0	0.114	2.9	0.590	15.0	1000
DF-137-040	DFVO-137-040	0.252	6.4	0.059 - 0.256	1.5 - 6.5	0.472	12.0	0.079	2.0	0.669	17.0	1000
DF-137-050	DFVO-137-050	0.307	7.8	0.059 - 0.275	1.5 - 7.0	0.551	14.0	0.087	2.2	0.748	19.0	1000
DF-137-060	DFVO-137-060	0.216	5.5	0.236 - 0.354	6.0 - 9.0	0.472	12.0	0.079	2.0	0.689	17.5	1000

27SNC Series
Snap Fastener

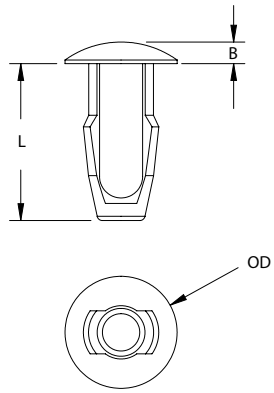

NEW

Specifications:
- Material: Acetal
- Color: Natural

Features:
- The combination of Celcon Acetal material and a resilient body design give these parts a positive "snap" and more definite grip when assembled

Item No	Ø Hole		Total Holding Thickness		Ø D		B		L		Bulk Pack Qty
	in	mm	in	mm	in	mm	in	mm	in	mm	
27SNC1250032	0.125	3.2	0.032	0.8	0.250	6.4	0.060	1.5	0.250	6.4	1000
27SNC1250062	0.125	3.2	0.062	1.6	0.250	6.4	0.060	1.5	0.281	7.1	1000
27SNC1250093	0.125	3.2	0.093	2.4	0.250	6.4	0.060	1.5	0.313	7.9	1000
27SNC1250125	0.125	3.2	0.125	3.2	0.250	6.4	0.060	1.5	0.344	8.7	1000
27SNC1560032	0.156	4.0	0.032	0.8	0.313	7.9	0.060	1.5	0.281	7.1	1000
27SNC1560062	0.156	4.0	0.062	1.6	0.313	7.9	0.060	1.5	0.313	7.9	1000
27SNC1560093	0.156	4.0	0.093	2.4	0.313	7.9	0.060	1.5	0.344	8.7	1000
27SNC1560125	0.156	4.0	0.125	3.2	0.313	7.9	0.060	1.5	0.390	9.9	1000
27SNC1560156	0.156	4.0	0.156	4.0	0.313	7.9	0.060	1.5	0.406	10.3	1000
27SNC1870032	0.187	4.8	0.032	0.8	0.313	7.9	0.060	1.5	0.313	7.9	1000
27SNC1870062	0.187	4.8	0.062	1.6	0.313	7.9	0.060	1.5	0.344	8.7	1000
27SNC1870093	0.187	4.8	0.093	2.4	0.313	7.9	0.060	1.5	0.375	9.5	1000
27SNC1870125	0.187	4.8	0.125	3.2	0.313	7.9	0.060	1.5	0.406	10.3	1000
27SNC1870156	0.187	4.8	0.156	4.0	0.313	7.9	0.060	1.5	0.438	11.1	1000
27SNC1870187	0.187	4.8	0.187	4.8	0.313	7.9	0.060	1.5	0.469	11.9	1000
27SNC2190032	0.219	5.6	0.032	0.8	0.344	8.7	0.060	1.5	0.391	9.9	1000
27SNC2190062	0.219	5.6	0.062	1.6	0.344	8.7	0.060	1.5	0.422	10.7	1000
27SNC2190093	0.219	5.6	0.093	2.4	0.344	8.7	0.060	1.5	0.453	11.5	1000
27SNC2190125	0.219	5.6	0.125	3.2	0.344	8.7	0.060	1.5	0.484	12.3	1000
27SNC2190156	0.219	5.6	0.156	4.0	0.344	8.7	0.060	1.5	0.516	13.1	1000
27SNC2190187	0.219	5.6	0.187	4.8	0.344	8.7	0.060	1.5	0.547	13.9	1000
27SNC2500032	0.250	6.4	0.032	0.8	0.500	12.7	0.060	1.5	0.406	10.3	1000
27SNC2500062	0.250	6.4	0.062	1.6	0.500	12.7	0.060	1.5	0.422	10.7	1000
27SNC2500093	0.250	6.4	0.093	2.4	0.500	12.7	0.060	1.5	0.453	11.5	1000
27SNC2500125	0.250	6.4	0.125	3.2	0.500	12.7	0.060	1.5	0.484	12.3	1000
27SNC2500156	0.250	6.4	0.156	4.0	0.500	12.7	0.060	1.5	0.516	13.1	1000
27SNC2500187	0.250	6.4	0.187	4.8	0.500	12.7	0.060	1.5	0.546	13.9	1000

MMB/ARW/091/27AC Series
Mounting Button

LINE EXTENSION

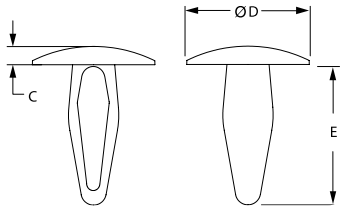

Specifications:

- Material: UL94 V-2 Nylon 6/6
- Color: See Table

Item No.		Ø Hole		Total Holding Thickness		Ø D		C		E		Bulk Pack Qty
Black	Natural	in	mm	in	mm	in	mm	in	mm	in	mm	
• 27AC0010B	• 27AC0010	0.062 - 0.065	1.6 - 1.7	0.010 - 0.031	0.3 - 0.8	0.100	2.5	0.020	0.5	0.125	3.2	1000
• 27AC0027B	• 27AC0027	0.062 - 0.065	1.6 - 1.7	0.010 - 0.031	0.3 - 0.8	0.100	2.5	0.020	0.5	0.187	4.8	1000
• 27AC0022B	• 27AC0022	0.085 - 0.090	2.2 - 2.3	0.032 - 0.107	0.8 - 2.7	0.125	3.2	0.030	0.8	0.187	4.8	1000
091000059902	091000000002	0.110	2.8	0.031 - 0.142	0.8 - 3.6	0.307	7.8	0.047	1.2	0.471	12.0	500
• 27AC0015B	• 27AC0015	0.118 - 0.122	3.0 - 3.1	0.062 - 0.125	1.6 - 3.2	0.280	7.1	0.060	1.5	0.390	9.9	1000
• 27AC0020B	• 27AC0020	0.120 - 0.135	2.5 - 3.2	0.062 - 0.125	1.6 - 3.2	0.270	6.9	0.040	1.0	0.330	8.4	1000
MMB-125-01BK	MMB-125-01	0.125	3.2	0.080 - 0.100	2.0 - 2.5	0.272	6.9	0.039	1.0	0.331	8.4	1000
• 27AC002B	• 27AC0002	0.131 - 0.135	3.3 - 3.4	0.062 - 0.125	1.6 - 3.2	0.270	6.9	0.060	1.5	0.395	10.0	1000
• 27AC0013B	• 27AC0013	0.130 - 0.132	3.3 - 3.4	0.125 - 0.140	3.2 - 3.6	0.270	6.9	0.070	1.8	0.310	7.9	1000
MMB-136-01BK	MMB-136-01	0.136	3.5	0.120 - 0.160	2.9 - 4.0	0.406	10.3	0.067	1.7	0.437	11.1	1000
091000259902	091000200002	0.138	3.5	0.034 - 0.157	0.9 - 4.0	0.406	10.3	0.097	2.5	0.433	11.0	500
091000359902	091000300002	0.138	3.5	0.034 - 0.157	0.9 - 4.0	0.406	10.3	0.189	4.8	0.433	11.0	500
091000159902	091000100002	0.138	3.5	0.094 - 0.228	2.4 - 5.8	0.299	7.6	0.043	1.1	0.512	13.0	500
• 27AC0014B	• 27AC0014	0.145 - 0.150	3.7	0.290 - 0.300	7.4 - 7.6	0.270	6.9	0.070	1.8	0.530	13.5	1000
• 27AC0034B	• 27AC0034	0.147	3.7	0.220 - 0.240	5.6 - 6.1	0.270	6.9	0.070	1.8	0.414	10.5	1000
• 27AC0003B	• 27AC0003	0.151 - 0.161	3.8 - 4.1	0.062 - 0.125	1.6 - 3.2	0.280	7.1	0.040	1.0	0.390	9.9	1000
• 27AC0004B	• 27AC0004	0.151 - 0.161	3.8 - 4.1	0.062 - 0.145	1.6 - 3.7	0.280	7.1	0.080	2.0	0.400	10.2	1000
• 27AC0032B	• 27AC0032	0.155 - 0.162	3.9 - 4.1	0.300 - 0.310	7.6 - 7.9	0.270	6.9	0.070	1.8	0.535	13.6	1000
• 27AC0018B	• 27AC0018	0.160 - 0.165	4.1 - 4.2	0.032 - 0.125	0.8 - 3.2	0.280	7.1	0.080	2.0	0.400	10.2	1000
• 27AC0030B	• 27AC0030	0.160 - 0.165	4.1 - 4.2	0.032 - 0.125	0.8 - 3.2	0.300	7.6	0.110	2.8	0.400	10.2	1000
• 27AC0001B	• 27AC0001	0.182 - 0.192	4.6 - 4.9	0.062 - 0.125	1.6 - 3.2	0.360	9.1	0.060	1.5	0.400	10.2	1000
• 27AC0011B	• 27AC0011	0.182 - 0.192	4.6 - 4.9	0.165 - 0.185	4.2 - 4.7	0.375	9.5	0.060	1.5	0.515	13.1	1000
• 27AC0033B	• 27AC0033	0.182 - 0.192	4.6 - 4.9	0.165 - 0.185	4.2 - 4.7	0.472	12.0	0.060	1.5	0.525	13.3	1000
• 27AC0031B	• 27AC0031	0.182 - 0.192	4.6 - 4.9	0.200 - 0.250	5.1 - 6.4	0.270	6.9	0.070	1.8	0.525	13.3	1000
• 27AC0006B	• 27AC0006	0.182 - 0.192	4.6 - 4.9	0.310 - 0.330	7.8 - 7.9	0.370	9.4	0.060	1.5	0.531	13.5	1000
MMB-187-01BK	MMB-187-01	0.187	4.7	0.098 - 0.157	2.5 - 4.0	0.500	12.7	0.087	2.2	0.429	10.9	1000
091000659902	091000600002	0.189	4.8	0.035 - 0.157	0.9 - 4.0	0.374	9.5	0.059	1.5	0.433	11.0	500
• 27AC0012B	• 27AC0012	0.195 - 0.200	5.0 - 5.1	0.035 - 0.065	0.9 - 1.7	0.370	9.4	0.056	1.4	0.350	8.9	1000
• 27AC0028B	• 27AC0028	0.192 - 0.212	4.9 - 5.4	0.062 - 0.125	1.6 - 3.2	0.375	9.5	0.060	1.5	0.450	11.4	1000
091001069902	091001000002	0.197	5.0	0.020 - 0.118	0.5 - 3.0	0.531	13.5	0.102	2.6	0.567	14.4	250
091000459902	091000400002	0.197	5.0	0.059 - 0.138	1.5 - 3.5	0.374	9.5	0.063	1.6	0.433	11.0	500
091000769902	091000700002	0.197	5.0	0.118 - 0.236	3.0 - 6.0	0.543	13.8	0.087	2.2	0.567	14.4	250
MMB-210-01BK	MMB-210-01	0.210	5.3	0.097 - 0.157	2.5 - 4.0	0.551	14.0	0.118	3.0	0.551	14.0	1000
• 27AC0007B	• 27AC0007	0.213 - 0.223	5.4 - 5.7	0.062 - 0.125	1.6 - 3.2	0.370	9.4	0.060	1.5	0.540	13.7	1000
• 27AC0005B	• 27AC0005	0.213 - 0.223	5.4 - 5.7	0.125 - 0.187	3.2 - 4.7	0.370	9.4	0.060	1.5	0.450	11.4	1000
MMB-132-01BK	MMB-132-01	0.215	5.5	0.062 - 0.157	1.6 - 3.2	0.37	9.4	0.059	1.5	0.453	11.5	1000
091001259902	091001200002	0.228	5.8	0.236 - 0.335	6.0 - 8.5	0.591	15.0	0.118	3.0	0.709	18.0	250
• 27AC0026B	• 27AC0026	0.240 - 0.260	6.1 - 6.6	0.095 - 0.218	2.4 - 5.5	0.750	19.1	0.055	1.4	0.606	15.4	500
• 27AC0021B	• 27AC0021	0.250 - 0.260	6.4 - 6.6	0.125 - 0.250	3.2 - 6.4	0.500	12.7	0.050	1.3	0.630	16.0	500
• 27AC0009B	• 27AC0009	0.250 - 0.261	6.4 - 6.6	0.125 - 0.187	3.2 - 4.7	0.480	12.2	0.060	1.5	0.562	14.3	500
• 27AC0016B	• 27AC0016	0.250 - 0.262	6.4 - 6.7	0.360 - 0.380	9.1 - 9.7	0.620	15.7	0.065	1.7	0.767	19.5	500
• 27AC0024B	• 27AC0024	0.250 - 0.263	6.4 - 6.7	0.500 - 0.750	12.7 - 19.1	0.610	15.5	0.068	1.7	1.135	25.9	1000
MMB-250-01BK	MMB-250-01	0.250	6.4	0.098 - 0.220	2.5 - 5.6	0.500	12.7	0.087	2.2	0.642	16.3	1000
091001159902	091001100002	0.256	6.5	0.118 - 0.276	3.0 - 7.0	0.551	14.0	0.098	2.5	0.748	19.0	250
091001359902	091001300002	0.260	6.6	0.031 - 0.197	0.8 - 5.0	0.500	12.7	0.067	1.7	0.571	14.5	250
091001559902	091001500002	0.283	7.2	0.079 - 0.217	2.0 - 5.5	0.563	14.3	0.079	2.0	0.669	17.0	250
• 27AC0029B	• 27AC0029	0.330 - 0.340	8.4 - 8.6	0.125 - 0.350	3.2 - 8.9	0.475	12.1	0.070	1.8	0.895	22.7	500
• 27AC0019B	• 27AC0019	0.330 - 0.340	8.4 - 8.6	0.125 - 0.350	3.2 - 8.9	0.685	17.5	0.070	1.8	0.895	22.7	1000
• 27AC0023B	• 27AC0023	0.335 - 0.345	8.5 - 8.8	0.062 - 0.140	1.6 - 3.6	0.866	22.0	0.050	1.3	0.450	11.4	500
• 27AC0017B	• 27AC0017	0.335 - 0.340	8.5 - 8.6	0.062 - 0.340	1.6 - 8.6	0.683	17.4	0.070	1.8	0.900	22.9	1000
091001659902	091001650002	0.370	9.4	0.118 - 0.354	3.0 - 9.0	0.787	20.0	0.102	2.6	0.945	24.0	250

PUSH IN FASTENERS

27KY Series
Key Hole Clips



NEW

Specifications:
- Material: UL94 V-2 Nylon 6/6
- Color: Natural

Features:
- Key-hole shaped interior allows the part to cc more completely for easy assembly with finger pressure
- Tapered, bullet style point slides into hole easilly

Item No.	Ø Hole	Total Holding Thickness	OD	Bulk Pack Qty
	in	in	in	
27KY1250093	0.125	0.093	0.250	1000
27KY1250125	0.125	0.125	0.250	1000
27KY1250156	0.125	0.156	0.250	1000
27KY1250187	0.125	0.188	0.250	1000
27KY1250219	0.125	0.219	0.250	1000
27KY1250250	0.125	0.250	0.250	1000
27KY1560062	0.156	0.062	0.312	1000
27KY1560093	0.156	0.093	0.312	1000
27KY1560125	0.156	0.125	0.312	1000
27KY1560156	0.156	0.156	0.312	1000
27KY1560187	0.156	0.187	0.312	1000
27KY1560218	0.156	0.218	0.312	1000
27KY1560250	0.156	0.250	0.312	1000
27KY1560281	0.156	0.281	0.312	1000
27KY1560312	0.156	0.312	0.312	1000
27KY1560343	0.156	0.343	0.312	1000
27KY1560375	0.156	0.375	0.312	1000
27KY1870093	0.187	0.093	0.312	1000
27KY1870125	0.187	0.125	0.312	1000
27KY1870156	0.187	0.156	0.312	1000
27KY1870187	0.187	0.187	0.312	1000
27KY1870219	0.187	0.219	0.312	1000
27KY1870250	0.187	0.250	0.312	1000
27KY18702507	0.187	0.250	0.469	1000
27KY1870281	0.187	0.281	0.312	1000
27KY1870312	0.187	0.312	0.312	1000
27KY1870343	0.187	0.344	0.312	1000

Item No.	Ø Hole	Total Holding Thickness	OD	Bulk Pack Qty
	in	in	in	
27KY1870375	0.187	0.375	0.312	1000
27KY2190093	0.219	0.093	0.343	1000
27KY2190125	0.219	0.125	0.343	1000
27KY2190156	0.219	0.156	0.343	1000
27KY2190187	0.219	0.187	0.343	1000
27KY2190219	0.219	0.291	0.343	1000
27KY2190250	0.219	0.250	0.343	1000
27KY2190281	0.219	0.281	0.343	1000
27KY2190312	0.219	0.312	0.343	1000
27KY2190343	0.219	0.343	0.344	1000
27KY2190375	0.219	0.375	0.344	1000
27KY2500093	0.250	0.093	0.500	1000
27KY2500125	0.250	0.125	0.500	1000
27KY2500156	0.250	0.156	0.500	1000
27KY2500187	0.250	0.187	0.500	1000
27KY2500219	0.250	0.219	0.500	500
27KY2500250	0.250	0.250	0.500	1000
27KY2500281	0.250	0.281	0.500	1000
27KY2500312	0.250	0.312	0.500	1000
27KY2500343	0.250	0.343	0.500	1000
27KY2500375	0.250	0.375	0.500	500
27KY2500406	0.250	0.406	0.500	1000
27KY2500437	0.250	0.437	0.500	1000
27KY2500468	0.250	0.468	0.500	1000
27KY2500500	0.250	0.500	0.500	500
27KY2810406	0.281	0.406	0.500	1000

MB Series
Mounting Button

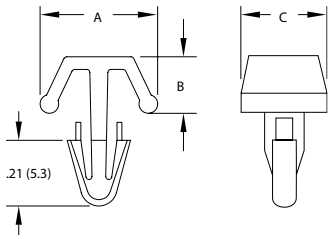

Specifications:
- Material: UL94 V-2 Nylon 6/6
- Color: Natural

Item No.	Ø Hole		Total Holding Thickness		A Ref.		B Ref.		C		Bulk Pack Qty
	In	mm	in	mm	in	mm	in	mm	in	mm	
MB-1-156	0.156	4.0	0.031 - 0.093	0.8 - 2.4	0.391	9.9	0.188	4.8	0.31	7.9	1000
MB-3-156	0.156	4.0	0.093 - 0.156	2.4 - 4.0	0.391	9.9	0.188	4.8	0.31	7.9	1000
MB-5-156	0.156	4.0	0.156 - 0.219	4.0 - 5.6	0.391	9.9	0.188	4.8	0.31	7.9	1000
MB-7-156	0.156	4.0	0.219 - 0.281	5.6 - 7.1	0.391	9.9	0.188	4.8	0.31	7.9	1000
MB-9-156	0.156	4.0	0.281 - 0.343	7.1 - 8.7	0.391	9.9	0.188	4.8	0.31	7.9	1000
MB-11-156	0.156	4.0	0.343 - 0.406	8.7 - 10.3	0.391	9.9	0.188	4.8	0.31	7.9	1000
MB-1-187	0.187	4.8	0.031 - 0.093	0.8 - 2.4	0.484	12.3	0.188	4.8	0.31	7.9	1000
MB-3-187	0.187	4.8	0.093 - 0.156	2.4 - 4.0	0.484	12.3	0.188	4.8	0.31	7.9	1000
MB-5-187	0.187	4.8	0.156 - 0.219	4.0 - 5.6	0.484	12.3	0.188	4.8	0.31	7.9	1000
MB-7-187	0.187	4.8	0.219 - 0.281	5.6 - 7.1	0.484	12.3	0.188	4.8	0.31	7.9	1000
MB-9-187	0.187	4.8	0.281 - 0.343	7.1 - 8.7	0.484	12.3	0.188	4.8	0.31	7.9	1000
MB-11-187	0.187	4.8	0.343 - 0.406	8.7 - 10.3	0.484	12.3	0.188	4.8	0.31	7.9	1000

SLPA Series
Snap Lock Pin with Arrowhead

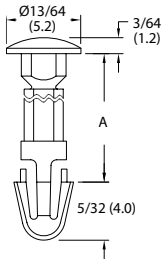

Specifications:
- Material: UL94 V-2 Nylon 6/6
- Color: Natural

Features:
- Fixes connectors to PCB's
- Easily installed by hand

Item No.	Ø Hole		A		Bulk Pack Qty
	in	mm	in	mm	
SLPA125-187-01	0.125	3.2	0.187	4.7	1000
SLPA125-250-01	0.125	3.2	0.250	6.4	1000
SLPA125-312-01	0.125	3.2	0.312	7.9	1000
SLPA125-375-01	0.125	3.2	0.375	9.5	1000
SLPA125-500-01	0.125	3.2	0.500	12.7	1000
SLPA125-625-01	0.125	3.2	0.625	15.9	1000
SLPA125-750-01	0.125	3.2	0.750	19.1	1000

CR
Expansion Blind Rivet

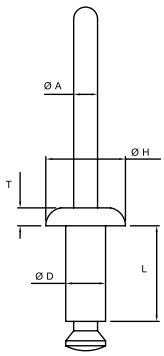

Specifications:
- Material: Rivet; Nylon 6/6, Mandrel; Polycarbonate

Color: Black; Mandrel: Clear

Features:
- Set without the need for access to back of panel
- Set by pulling the mandrel head into the rivet body, expanding the rivet body and causing it to flare against the reverse side
- When sufficient force is applied, the mandrel will snap at its break point
- Installed with a pop rivet installation tool (not offered)

Item No.	Hole Ø		Panel Thickness		Ø D		L		Ø H		T		Ø A		Pack Qty
	In	mm	In	mm	In	mm	In	mm	In	mm	In	mm	In	mm	
CR32-1-1	0.130	3.3	0.040 - 0.160	1.0 - 4.0	0.130	3.2	0.250	6.4	0.250	6.4	0.060	1.4	0.080	2.1	1000
CR32-2-1	0.130	3.3	0.160 - 0.280	4.1 - 7.0	0.130	3.2	0.380	9.6	0.250	6.4	0.060	1.4	0.080	2.1	1000
CR32-3-1	0.130	3.3	0.280 - 0.390	7.0 - 10.0	0.130	3.2	0.500	12.7	0.250	6.4	0.060	1.4	0.080	2.1	1000
CR40-1-1	0.160	4.1	0.040 - 0.160	1.0 - 4.0	0.160	4.0	0.250	6.4	0.310	8.0	0.070	1.8	0.090	2.4	1000
CR40-2-1	0.160	4.1	0.160 - 0.280	4.1 - 7.0	0.160	4.0	0.380	9.6	0.310	8.0	0.070	1.8	0.090	2.4	1000
CR40-3-1	0.160	4.1	0.280 - 0.390	7.0 - 10.0	0.160	4.0	0.500	12.7	0.310	8.0	0.070	1.8	0.090	2.4	1000
CR48-1-1	0.190	4.9	0.060 - 0.200	1.5 - 5.0	0.190	4.8	0.310	8.0	0.380	9.6	0.080	2.0	0.110	2.8	500
CR48-2-1	0.190	4.9	0.200 - 0.310	5.0 - 8.0	0.190	4.8	0.440	11.2	0.380	9.6	0.080	2.0	0.110	2.8	500
CR48-3-1	0.190	4.9	0.310 - 0.430	8.0 - 11.0	0.190	4.8	0.570	14.4	0.380	9.6	0.080	2.0	0.110	2.8	500
CR56-1-1	0.220	5.7	0.080 - 0.220	2.0 - 5.5	0.220	5.6	0.380	9.6	0.470	12.0	0.090	2.2	0.130	3.4	500
CR56-2-1	0.220	5.7	0.220 - 0.330	5.5 - 8.5	0.220	5.6	0.500	12.7	0.470	12.0	0.090	2.2	0.130	3.4	500
CR56-3-1	0.220	5.7	0.330 - 0.470	8.5 - 12.0	0.220	5.6	0.630	15.9	0.470	12.0	0.090	2.2	0.130	3.4	500

SLP Series
Snap Lock Pin

Specifications:
- Material: UL94 V-2 Nylon 6/6
- Color: Natural

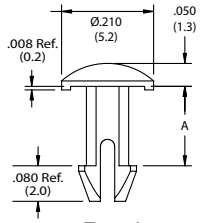

Type 1

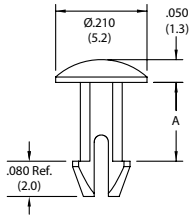

Type 2

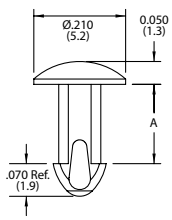

Type 3

Item No.			Ø Hole	Panel Thickness A	Ø Head	Bulk Pack Qty
Type 1	Type 2	Type 3	in	in	in	
SLP100-177-01	**SLP-1-177-01**	**SLP-2-177-01**	0.098	0.177	0.210	1000
SLP100-221-01	**SLP-1-221-01**	**SLP-2-221-01**	0.098	0.221	0.210	1000
SLP100-236-01	**SLP-1-236-01**	**SLP-2-236-01**	0.098	0.236	0.210	1000
SLP100-245-01	**SLP-1-245-01**	**SLP-2-245-01**	0.098	0.245	0.210	1000
SLP100-307-01	**SLP-1-307-01**	**SLP-2-307-01**	0.098	0.307	0.210	1000
SLP100-316-01	**SLP-1-316-01**	**SLP-2-316-01**	0.098	0.316	0.210	1000
SLP100-330-01	**SLP-1-330-01**	**SLP-2-330-01**	0.098	0.33	0.210	1000
SLP100-413-01	**SLP-1-413-01**	**SLP-2-413-01**	0.098	0.413	0.210	1000
SLP100-638-01	**SLP-1-638-01**	**SLP-2-638-01**	0.098	0.638	0.210	1000
—	**SLP125-187-01**	**—**	0.125	0.187	0.200	1000

HSR Series
Heat Sink Spring Mount Rivet

Specifications:
- Material: UL94 V-2 Nylon 6/6
- Color: Natural

Features:
- Fastens a heat sink to a processor chip on a PCB
- The spring provides continuous pressure to the heat sink until thermal adhesive cures
- HSR-2 can be installed by using a phillips head screwdriver

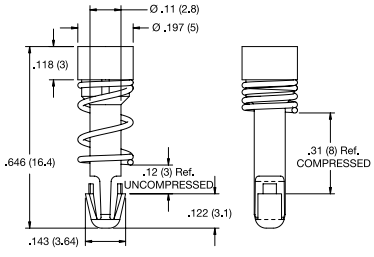

HSR-1

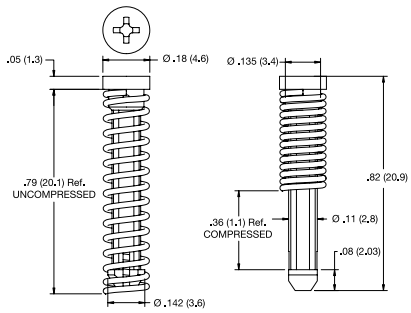

HSR-2

Item No.	Heat Sink Ø Hole		PCB Ø Hole		Spring Material	Bulk Pack Qty
	in	mm	in	mm		
HSR-1	0.125 - 0.157	3.2 - 4.0	0.118	3.0	Spring Steel, Chrome Plating	1000
HSR-2	0.120 - 0.140	3.1 - 3.5	0.122	13.1	Stainless Steel	1000

PUSH IN FASTENERS

27PIF Series
Push In Fasteners

NEW

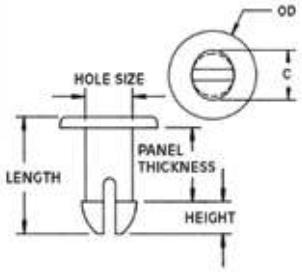

Specifications:
- Material: UL94 V-2 Nylon 6/6
- Color: Natural

Features:
- Provides an inexpensive, fast, convenient method to join plastic, light sheet metal, insulating materials, circuit boards, or any other thin, lightweight material
- Specially designed legs provide compression and expansion to lock fastener into pre-punched holes
- Vibration, abrasion and corrosion resistant
- Features large heads for easier assembly and can be reused

Item No.	Ø Hole		Panel Thickness		OD		Height		C		Length		Bulk Pack Qty
	in	mm	in	mm	in	mm	in	mm	in	mm	in	mm	
27PIF0021	0.080	2.0	0.200	5.1	0.186	4.7	0.065	1.7	0.104	2.6	0.297	7.5	1000
27PIF0030	0.089	2.3	0.125	3.2	0.135	3.4	0.070	1.8	0.110	2.8	0.235	6.0	1000
27PIF0041*	0.089	2.3	0.121	3.1	0.312	7.9	0.085	2.2	0.145	3.7	0.246	6.3	1000
27PIF0035	0.089	2.3	0.125	3.2	0.312	7.9	0.070	1.8	0.110	2.8	0.235	6.0	1000
27PIF0036	0.090	2.3	0.066	1.7	0.187	4.8	0.075	1.9	0.100	2.5	0.179	4.6	1000
27PIF0110	0.090	2.3	0.140	3.6	0.187	4.8	0.090	2.3	0.135	3.4	0.300	7.6	1000
27PIF0059	0.090	2.3	0.145	3.7	0.187	4.8	0.065	1.7	0.105	2.7	0.255	6.5	1000
27PIF0130	0.090	2.3	0.245	6.2	0.187	4.7	0.060	1.5	0.135	3.4	0.375	9.5	1000
27PIF0115*	0.090	2.3	0.307	7.8	0.200	5.1	0.080	2.0	0.130	3.3	0.437	11.1	1000
27PIF0117	0.090	2.3	0.638	16.2	0.200	5.1	0.080	2.0	0.130	3.3	0.768	19.5	1000
27PIF0108	0.093	2.4	0.460	11.7	0.155	3.9	0.085	2.2	0.135	3.4	0.595	15.1	1000
27PIF0039	0.093	2.4	0.115	2.9	0.250	6.4	0.085	2.2	0.145	3.7	0.240	6.1	1000
27PIF0038*	0.093	2.4	0.055	1.4	0.281	7.1	0.078	2.0	0.100	2.5	0.165	4.2	1000
27PIF0040*	0.093	2.4	0.093	2.4	0.281	7.1	0.068	1.7	0.105	2.7	0.194	4.9	1000
27PIF0056	0.095	2.4	0.315	8.0	0.141	3.6	0.075	1.9	0.135	3.4	0.450	11.4	1000
27PIF0013	0.095	2.4	0.533	13.5	0.187	4.8	0.087	2.2	0.130	3.3	0.675	17.2	1000
27PIF0019	0.095	2.4	0.445	11.3	0.250	6.4	0.085	2.2	0.145	3.7	0.590	15.0	1000
27PIF0069*	0.095	2.4	0.095	2.4	0.312	7.9	0.075	1.9	0.145	3.7	0.218	5.5	1000
27PIF0012	0.096	2.4	0.268	6.8	0.175	4.5	0.090	2.3	0.140	3.6	0.400	10.2	1000
27PIF0014	0.110	2.8	0.813	20.7	0.248	6.3	0.140	3.6	0.144	3.7	1.017	25.8	1000
27PIF0075	0.112	2.8	0.550	14.0	0.250	6.4	0.135	3.4	0.145	3.7	0.745	18.9	1000
27PIF0128	0.112	2.8	0.670	17.0	0.250	6.4	0.135	3.4	0.145	3.7	0.865	22.0	1000
27PIF0047	0.115	2.9	0.121	3.1	0.203	5.2	0.105	2.7	0.145	3.7	0.260	6.6	1000
27PIF0044	0.115	2.9	0.135	3.4	0.203	5.2	0.135	3.4	0.140	3.6	0.295	7.5	1000
27PIF0043	0.115	2.9	0.156	4.0	0.203	5.2	0.135	3.4	0.140	3.6	0.320	8.1	1000
27PIF0011	0.115	2.9	0.208	5.3	0.203	5.2	0.083	2.1	0.140	3.6	0.320	8.1	1000
27PIF0032	0.115	2.9	0.235	6.0	0.203	5.2	0.066	1.7	0.145	3.7	0.341	8.7	1000
27PIF0045	0.115	2.9	0.235	6.0	0.203	5.2	0.070	1.8	0.137	3.5	0.345	8.8	1000
27PIF0046	0.115	2.9	0.250	6.4	0.203	5.2	0.106	2.7	0.145	3.7	0.395	10.0	1000
27PIF0077	0.118	3.0	0.320	8.1	0.234	6.0	0.084	2.1	0.145	3.7	0.437	11.1	1000
27PIF0023	0.120	3.1	0.075	1.9	0.187	4.8	0.060	1.5	0.150	3.8	0.190	4.8	1000
27PIF0123	0.120	3.0	0.170	4.3	0.203	5.2	0.083	2.1	0.170	4.3	0.295	7.5	1000
27PIF0122	0.120	3.0	0.195	5.0	0.203	5.2	0.083	2.1	0.170	4.3	0.320	8.1	1000
27PIF0104	0.120	3.1	0.750	19.1	0.234	0.2	0.082	2.1	0.164	4.2	0.875	22.2	1000
27PIF0121	0.120	3.0	0.602	15.3	0.312	7.9	0.080	2.0	0.165	4.2	0.732	18.6	1000
27PIF0120	0.124	3.2	0.080	2.0	0.234	6.0	0.060	1.5	0.180	4.6	0.180	4.6	1000
27PIF0026	0.124	3.2	0.080	2.0	0.234	6.0	0.070	1.8	0.180	4.6	0.205	5.2	1000
27PIF0020	0.124	3.2	0.080	2.0	0.234	6.0	0.080	2.0	0.180	4.6	0.200	5.1	1000
27PIF0025	0.124	3.2	1.010	25.7	0.234	6.0	0.082	2.1	0.164	4.2	1.130	28.7	500
27PIF0018	0.128	3.3	0.230	5.8	0.203	5.2	0.098	2.5	0.156	4.0	0.365	9.3	1000
27PIF0042	0.130	3.3	0.190	4.8	0.203	5.2	0.090	2.3	0.180	4.6	0.320	8.1	1000
27PIF0029	0.130	3.3	0.210	5.3	0.203	5.2	0.091	2.3	0.179	4.6	0.342	8.7	1000
27PIF0095	0.145	3.7	0.130	3.3	0.594	15.1	0.125	3.2	0.205	5.2	0.305	7.8	1000
27PIF0010	0.148	3.8	0.220	5.6	0.500	12.7	0.110	2.8	0.200	5.1	0.400	10.2	500
27PIF0015	0.152	3.9	0.030	0.8	0.328	8.3	0.130	3.3	0.162	4.1	0.200	5.1	1000
27PIF0114*	0.157	4.0	0.440	11.2	0.391	9.9	0.113	2.9	0.200	5.1	0.613	15.6	1000
27PIF0109	0.160	4.1	0.080	2.0	0.234	5.9	0.060	1.5	0.200	5.1	0.180	4.6	1000
27PIF0107	0.160	4.1	0.195	5.0	0.310	7.9	0.200	5.1	0.200	5.1	0.450	11.4	1000
27PIF0017	0.160	4.1	0.130	3.3	0.344	8.7	0.110	2.8	0.200	5.1	0.270	6.9	1000
27PIF0049	0.160	4.1	0.450	11.4	0.344	8.7	0.160	4.1	0.200	5.1	0.680	17.3	1000
27PIF0033	0.160	4.1	0.505	12.8	0.375	9.5	0.130	3.3	0.200	5.1	0.705	17.9	1000
27PIF0048	0.160	4.1	0.315	8.0	0.391	9.9	0.113	2.9	0.208	5.3	0.488	12.4	1000
27PIF0102	0.165	4.2	0.050	1.3	0.300	7.6	0.137	3.5	0.202	5.1	0.337	8.6	1000
27PIF0081	0.165	4.2	0.125	3.2	0.343	8.7	0.137	3.5	0.202	5.1	0.310	7.9	1000
27PIF0051	0.165	4.2	0.065	1.7	0.344	8.7	0.137	3.5	0.202	5.1	0.325	8.3	1000
27PIF0050	0.165	4.2	0.125	3.2	0.344	8.7	0.137	3.5	0.202	5.1	0.305	7.8	1000
27PIF0119	0.165	4.2	1.062	27.0	0.375	9.5	0.177	4.5	0.202	5.1	1.269	32.2	500
27PIF0027	0.165	4.2	1.062	27.0	0.375	9.5	0.177	4.5	0.202	5.1	1.303	33.1	500
27PIF0080	0.165	4.2	1.125	28.6	0.375	9.5	0.170	4.3	0.202	5.1	1.365	34.7	500
27PIF0079	0.172	4.4	0.950	24.1	0.563	14.3	0.174	4.4	0.228	5.8	1.200	30.5	500
27PIF0053	0.175	4.5	0.242	6.2	0.344	8.7	0.174	4.4	0.224	5.7	0.490	12.5	1000
27PIF0113	0.175	4.4	0.560	14.2	0.344	8.7	0.145	3.7	0.224	5.7	0.765	19.4	1000
27PIF0028	0.175	4.5	0.875	22.2	0.344	8.7	0.174	4.4	0.224	5.7	1.115	28.3	500
27PIF0127	0.175	4.4	0.465	11.8	0.437	11.1	0.176	4.5	0.224	5.7	0.711	18.1	1000
27PIF0055	0.180	4.6	0.555	14.1	0.344	8.7	0.145	3.7	0.225	5.7	0.770	19.6	1000
27PIF0052	0.180	4.6	0.556	14.1	0.344	8.7	0.153	3.9	0.225	5.7	0.780	19.8	1000
27PIF0037	0.180	4.6	0.636	16.2	0.375	9.5	0.180	4.6	0.220	5.6	0.875	22.2	1000
27PIF0106	0.180	4.6	0.340	8.6	0.380	9.7	0.180	4.6	0.220	5.6	0.580	14.7	1000
27PIF0116	0.180	4.6	0.320	8.1	0.750	19.1	0.180	4.6	0.220	5.6	0.559	14.2	1000
27PIF0034	0.180	4.6	0.636	16.2	0.750	19.1	0.180	4.6	0.220	5.6	0.875	22.2	500
27PIF0124	0.192	4.9	1.010	25.7	0.375	9.5	0.125	3.2	0.235	6.0	1.187	30.2	1000
27PIF0125	0.192	4.9	1.510	38.4	0.375	9.5	0.125	3.2	0.235	6.0	1.687	42.9	1000
27PIF0111	0.195	5.0	0.130	3.3	0.320	8.1	0.110	2.8	0.220	5.6	0.290	7.4	1000
27PIF0112	0.195	5.0	0.180	4.6	0.320	8.1	0.110	2.8	0.220	5.6	0.340	8.6	1000
27PIF0076	0.197	5.0	0.129	3.3	0.469	11.9	0.148	3.8	0.238	6.1	0.399	10.1	1000
27PIF0058	0.200	5.1	0.121	3.1	0.469	11.9	0.153	3.9	0.238	6.1	0.324	8.2	1000

*** Parts with * have no slot.**

(Continued on next page >)

27PIF Series (continued)
Push In Fasteners

NEW

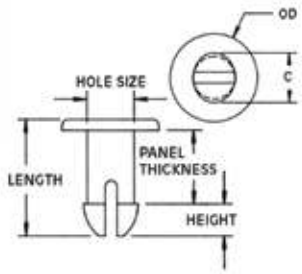

Specifications:
- Material: UL94 V-2 Nylon 6/6
- Color: Natural

Features:
- Provides an inexpensive, fast, convenient method to join plastic, light sheet metal, insulating materials, circuit boards, or any other thin, lightweight material
- Specially designed legs provide compression and expansion to lock fastener into pre-punched holes
- Vibration, abrasion and corrosion resistant
- Features large heads for easier assembly and can be reused

Item No.	Ø Hole		Panel Thickness		OD		Height		C		Length		Bulk Pack Qty
	in	mm	in	mm	in	mm	in	mm	in	mm	in	mm	
27PIF0060	0.200	5.1	0.156	3.9	0.469	11.9	0.125	3.2	0.228	5.8	0.333	8.5	1000
27PIF0061	0.203	5.2	0.368	9.4	0.344	8.7	0.105	2.7	0.236	6.0	0.540	13.7	1000
27PIF0078	0.217	5.5	0.250	6.4	0.406	10.3	0.100	2.5	0.278	7.1	0.395	10.0	1000
27PIF0031	0.230	5.8	0.503	12.8	0.391	9.9	0.210	5.3	0.295	7.5	1.083	27.5	500
27PIF0062	0.230	5.8	1.730	43.9	0.391	9.9	0.222	5.6	0.295	7.5	2.010	51.1	1000
27PIF0088	0.239	6.1	0.219	5.6	0.500	12.7	0.175	4.4	0.277	7.0	0.445	11.3	1000
27PIF0063	0.240	6.1	0.276	7.0	0.453	11.5	0.142	3.6	0.295	7.5	0.460	11.7	500
27PIF0066	0.240	6.1	0.330	8.4	0.453	11.5	0.187	4.8	0.295	7.5	0.555	14.1	500
27PIF0090	0.240	6.1	0.281	7.1	0.500	12.7	0.176	4.5	0.280	7.1	0.513	13.0	1000
27PIF0092	0.240	6.1	0.345	8.8	0.500	12.7	0.177	4.5	0.281	7.1	0.578	14.7	1000
27PIF0098	0.240	6.1	0.438	11.1	0.500	12.7	0.176	4.5	0.281	7.1	0.672	17.1	1000
27PIF0096	0.240	6.1	0.466	11.8	0.500	12.7	0.183	4.6	0.280	7.1	0.701	17.8	500
27PIF0097	0.240	6.1	0.498	12.7	0.500	12.7	0.162	4.1	0.283	7.2	0.713	18.1	500
27PIF0085	0.241	6.1	0.127	3.2	0.500	12.7	0.185	4.7	0.281	7.1	0.361	9.2	1000
27PIF0087	0.241	6.1	0.189	4.8	0.500	12.7	0.156	4.0	0.278	7.1	0.395	10.0	1000
27PIF0089	0.241	6.1	0.250	6.4	0.500	12.7	0.175	4.4	0.283	7.2	0.487	12.4	1000
27PIF0091	0.241	6.1	0.314	8.0	0.500	12.7	0.152	3.9	0.281	7.1	0.520	13.2	500
27PIF0086	0.242	6.2	0.156	4.0	0.500	12.7	0.170	4.3	0.281	7.1	0.380	9.7	1000
27PIF0093	0.242	6.2	0.375	9.5	0.500	12.7	0.166	4.2	0.281	7.1	0.609	15.5	1000
27PIF0064	0.243	6.2	0.300	7.6	0.453	11.5	0.170	4.3	0.298	7.6	0.535	13.6	1000
27PIF0083	0.243	6.2	0.064	1.6	0.500	12.7	0.138	3.5	0.280	7.1	0.262	6.7	500
27PIF0022	0.243	6.2	0.064	1.6	0.500	12.7	0.185	4.7	0.280	7.1	0.370	9.4	500
27PIF0094	0.243	6.2	0.400	10.2	0.500	12.7	0.175	4.4	0.282	7.2	0.638	16.2	500
27PIF0084	0.245	6.2	0.099	2.5	0.500	12.7	0.168	4.3	0.280	7.1	0.324	8.2	1000
27PIF0118	0.245	6.2	0.250	6.4	0.500	12.7	0.187	4.8	0.290	7.4	0.497	12.6	1000
27PIF0071	0.245	6.2	0.250	6.4	0.594	15.1	0.187	4.8	0.290	7.4	0.497	12.6	500
27PIF0072	0.245	6.2	0.365	9.3	0.594	15.1	0.187	4.8	0.290	7.4	0.622	15.8	500
27PIF0024	0.245	6.2	0.365	9.3	0.594	15.1	0.187	4.8	0.295	7.5	0.685	17.4	500
27PIF0065	0.245	6.2	0.480	12.2	0.594	15.1	0.175	4.5	0.293	7.4	0.715	18.2	500
27PIF0100	0.250	6.4	1.543	39.2	0.375	9.5	0.205	5.2	0.295	7.5	1.875	47.6	500
27PIF0054	0.255	6.5	0.197	5.0	0.344	8.7	0.185	4.7	0.295	7.5	0.415	10.5	1000
27PIF0073	0.260	6.6	0.171	4.3	0.344	8.7	0.187	4.8	0.295	7.5	0.380	9.7	1000
27PIF0067	0.260	6.6	0.171	4.3	0.500	12.7	0.187	4.8	0.295	7.5	0.405	10.3	1000
27PIF0070	0.260	6.6	0.171	4.3	0.594	15.1	0.187	4.8	0.295	7.5	0.418	10.6	500
27PIF0105	0.270	6.9	1.065	27.1	0.625	15.9	0.360	9.1	0.360	9.1	1.500	38.1	1000
27PIF0074	0.275	7.0	0.405	10.3	0.594	15.1	0.160	4.1	0.315	8.0	0.620	15.8	500
27PIF0101	0.285	7.2	0.154	3.9	0.680	17.3	0.255	6.5	0.347	8.8	0.473	12.0	1000
27PIF0016	0.288	7.3	0.260	6.6	0.687	17.5	0.265	6.7	0.355	9.0	0.586	14.9	500
27PIF0068	0.290	7.4	0.140	3.6	0.687	17.5	0.243	6.2	0.360	9.1	0.468	11.9	1000
27PIF0082	0.290	7.4	0.250	6.4	0.687	17.5	0.258	6.6	0.360	9.1	0.585	14.9	500
27PIF0057	0.305	7.7	0.120	3.1	0.438	11.1	0.236	6.0	0.380	9.7	0.426	10.8	1000
27PIF0131	0.344	8.7	0.203	5.2	0.406	10.3	0.280	7.1	0.375	9.5	0.530	13.5	1000
27PIF0126	0.350	8.9	0.768	19.5	0.492	12.5	0.172	4.4	0.415	10.5	1.140	29.0	1000
27PIF0099	0.360	9.1	1.020	25.9	0.500	12.7	0.380	9.7	0.475	12.1	1.460	37.1	1000

61WA
Screw Anchors

NEW

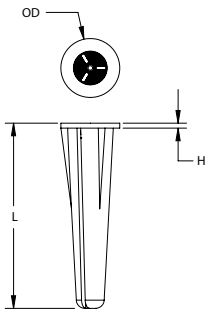

Specifications:
- Material: UL94 V-2 Nylon 6/6
- Color: Natural

Features:
- For use with metal, sheet metal, or wood screws (not included)
- Can be used in wood, masonry block, concrete, tile, brick or sheet metal
- Twist resisting flange for use in thin wall and hollow materials
- Can be color coded for size identification

Item No.	Screw Size	Hole Size		OD		H		L		Bulk Pack Qty
		in	mm	in	mm	in	mm	in	mm	
61WA210875	#6-8	0.188	4.8	0.313	7.9	0.037	0.9	0.875	22.2	1000
61WA281700	#10-12	0.250	6.4	0.375	9.5	0.037	0.9	1.078	27.4	1000
61WA351385	#14-16	0.313	7.9	0.438	11.1	0.037	0.9	1.375	31.9	1000

ANCHOR RIVETS

61APF/APM/APR/APT
Anchor Rivets with Plastic Drive Pins

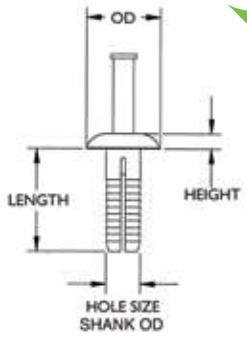

Specifications:
- Body Material: Impact Modified Nylon
- Pin Material: Acetal
- Color: White

Features:
- Fast, easy installation
- High strength
- For solid or hollow materials including wood, concrete, plaster, metal, plastic, tile block or mortar

Item No.	Head Style	Shank Ø / Hole Size		Length		OD		Height		Bulk Pack Qty
		in	mm	in	mm	in	mm	in	mm	
61APM18075	Mushroom	0.188	4.8	0.750	19.1	0.563	14.3	0.110	2.8	1000
61APM25075	Mushroom	0.250	6.4	0.750	19.1	0.563	14.3	0.110	2.8	1000
61APM25100	Mushroom	0.250	6.4	1.000	25.4	0.563	14.3	0.110	2.8	1000
61APM25150	Mushroom	0.250	6.4	1.500	38.1	0.563	14.3	0.110	2.8	1000
61APR18075	Round	0.188	4.8	0.750	19.1	0.438	11.1	0.125	3.2	1000
61APR25075	Round	0.250	6.4	0.750	19.1	0.438	11.1	0.125	3.2	1000
61APR25100	Round	0.250	6.4	1.000	25.4	0.438	11.1	0.125	3.2	1000
61APR25150	Round	0.250	6.4	1.500	38.1	0.438	11.1	0.125	3.2	1000
61APT18075	Truss	0.188	4.8	0.750	19.1	0.625	15.9	0.110	2.8	1000
61APT25075	Truss	0.250	6.4	0.750	19.1	0.625	15.9	0.110	2.8	1000
61APT25100	Truss	0.250	6.4	1.000	25.4	0.625	15.9	0.110	2.8	1000
61APT25125	Truss	0.250	6.4	1.250	31.8	0.625	15.9	0.110	2.8	1000
61APT25150	Truss	0.250	6.4	1.500	38.1	0.625	15.9	0.110	2.8	1000
61APF25056	Flat	0.250	6.4	0.563	14.3	0.438	11.1	0.108	2.7	1000
61APF25075	Flat	0.250	6.4	0.750	19.1	0.438	11.1	0.108	2.7	1000

61ASM/ASR/AST
Anchor Rivets with Steel Drive Pins





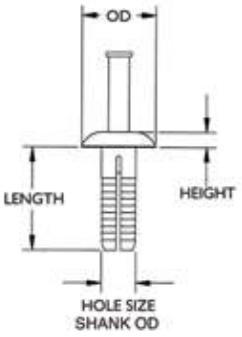

Specifications:
- Body Material: Impact Modified Nylon
- Drive Pin Material: Zinc Plated Steel
- Color: White

Features:
- Fast, easy installation
- High strength
- Provides thermal and electrical insulation
- High pullout force

Item No.	Head Style	Shank Ø / Hole Size		Length		OD		Height		Bulk Pack Qty
		in	mm	in	mm	in	mm	in	mm	
61ASM18075	Mushroom	0.188	4.8	0.750	19.1	0.563	14.3	0.110	2.8	1000
61ASM18100	Mushroom	0.188	4.8	1.000	25.4	0.563	14.3	0.110	2.8	1000
61ASM25075	Mushroom	0.250	6.4	0.750	19.1	0.563	14.3	0.110	2.8	1000
61ASM25100	Mushroom	0.250	6.4	1.000	25.4	0.563	14.3	0.110	2.8	1000
61ASM25150	Mushroom	0.250	6.4	1.500	38.1	0.563	14.3	0.110	2.8	1000
61ASR18075	Round	0.188	4.8	0.750	19.1	0.438	11.1	0.125	3.2	1000
61ASR18100	Round	0.188	4.8	1.000	25.4	0.438	11.1	0.125	3.2	1000
61ASR25075	Round	0.250	6.4	0.750	19.1	0.438	11.1	0.125	3.2	1000
61ASR25100	Round	0.250	6.4	1.000	25.4	0.438	11.1	0.125	3.2	1000
61ASR25150	Round	0.250	6.4	1.500	38.1	0.438	11.1	0.125	3.2	1000
61AST18075	Truss	0.188	4.8	0.750	19.1	0.625	15.9	0.110	2.8	1000
61AST18100	Truss	0.188	4.8	1.000	25.4	0.625	15.9	0.110	2.8	1000
61AST25075	Truss	0.250	6.4	0.750	19.1	0.625	15.9	0.110	2.8	1000
61AST25100	Truss	0.250	6.4	1.000	25.4	0.625	15.9	0.110	2.8	1000
61AST25150	Truss	0.250	6.4	1.500	38.1	0.625	15.9	0.110	2.8	1000

PAWL LOCKS / FIR TREE RIVETS

PL Series
Pawl Lock

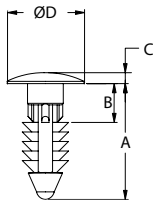

Specifications:
- Material: UL94 V-2 Nylon 6/6
- Color: Natural

Item No.	Ø Hole		B		Ø D		A		C		Bulk Pack Qty
	in	mm	in	mm	in	mm	in	mm	in	mm	
PL-250-10-01	0.250	6.4	0.125	3.2	0.500	12.7	0.606	15.4	0.078	2.0	1000
PL-250-12-01	0.250	6.4	0.264	6.7	0.500	12.7	0.751	19.1	0.070	1.8	1000
PL-250-20-01	0.216	5.5	0.082	2.1	0.354	9.0	0.984	25.0	0.070	1.8	1000

MPLE/PFP Series
Mini Pawl Lock

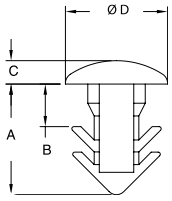



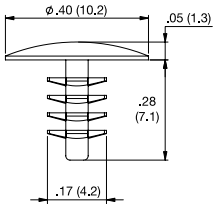

Specifications:
- Material:UL94 V-2 Nylon 6/6
- Color: Natural

MPLE **PFP**

Item No.	Ø Hole		B		Ø D		A		C		Bulk Pack Qty
	in	mm	in	mm	in	mm	in	mm	in	mm	
MPLE-3.2M-01	0.126	3.2	0.08	2.0	0.19	4.8	0.19	4.8	0.04	1.1	1000
MPLE-32M/35M-01	0.126 - 0.138	3.2 - 3.5	0.08	2.0	0.19	4.8	0.20	5.2	0.04	1.1	1000
PFP-7-01	0.139	3.5	—	—	0.40	10.2	0.28	7.1	0.05	1.3	1000

BPF Series
Barbed Push Fastener

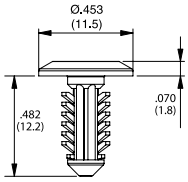

Type 1

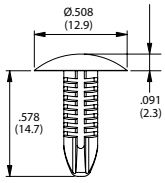

Type 2

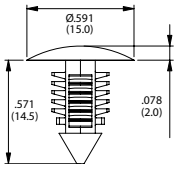

Type 3

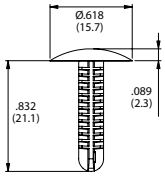

Type 4

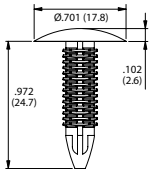

Type 5

Specifications:
- Material: Nylon 6/6
- Color: Black

Item No.	Ø Hole		Panel Thickness		Ø Head		Lock Length		Head Thickness		Type	Flame Rating	Bulk Pack Qty
	in	mm	in	mm	in	mm	in	mm	in	mm			
BPF-A414	0.185	4.7	0.031 - 0.118	0.8 - 3.0	0.453	11.5	0.482	12.2	0.070	1.8	1	UL94 V-0	1000
BPF-F4410	0.197	5.0	0.059 - 0.295	1.5 - 7.5	0.508	12.9	0.578	14.7	0.091	2.3	2	UL94 V-2	1000
BPF-F3T31	0.197	5.0	0.079 - 0.394	2.0 - 10.0	0.618	15.7	0.832	21.1	0.089	2.3	4	UL94 V-0	1000
BPF-F2495	0.276	7.0	0.125 - 0.236	3.2 - 6.0	0.591	15.0	0.571	14.5	0.078	2.0	3	UL94 V-0	1000
BPF-F1G12	0.276	7.0	0.079 - 0591	2.0 - 15.0	0.701	17.8	0.972	24.7	0.102	2.6	5	UL94 V-0	1000

BPFR Series
Removable Fir-Tree Rivet

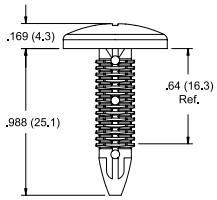

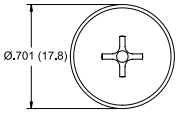

Specifications:
- Material: UL94 V-0 Nylon 6/6
- Color: Black

Features:
- Removable from threaded holes using a phillips head screwdriver

Item No.	Threaded Hole	Non-Threaded Hole		Minimum Panel Thickness		Bulk Pack Qty
		in	mm	in	mm	
BPFR-1	5/16 (M8)	0.276	7.0	0.236	6.0	1000

FIR TREE RIVETS

XT/RBF/27MXT/27XT Series
Fir Tree Rivets

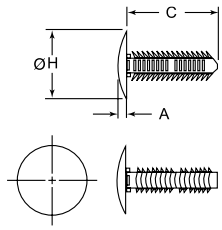

LINE EXTENSION

Specifications:

- Material: UL94 V-2 Nylon 6/6
- Color: Black

Features:

- Ribbed design ensures fast and easy installation while securely holding onto various materials like wood, metal, foam, rubber and plastic
- When pushed into a hole the flexible ribs deflect then spring back to lock securely in place

Item No.	Ø Hole		Panel Thickness		Ø H		C		A		Bulk Pack Qty
	in	mm	in	mm	in	mm	in	mm	in	mm	
• 27MXT003003	0.118	3.0	0.062 - 0.118	1.6 - 3.0	0.330	8.4	0.191	4.9	0.062	1.6	1000
• 27MXT003006	0.118	3.0	0.062 - 0.236	1.6 - 6.0	0.330	8.4	0.298	7.6	0.062	1.6	1000
• 27MXT003003	0.118	3.0	0.062 - 0.394	1.6 - 10.0	0.330	8.4	0.459	11.7	0.062	1.6	1000
•27XT1250125	0.125	3.2	0.062 - 0.125	1.6 - 3.2	0.344	8.7	0.208	5.3	0.062	1.6	1000
• 27XT1250250	0.125	3.2	0.062 - 0.250	1.6 - 6.4	0.344	8.7	0.321	8.2	0.062	1.6	1000
• 27XT1250375	0.125	3.2	0.062 - 0.375	1.6 - 9.5	0.344	8.7	0.458	11.6	0.062	1.6	1000
• 27XT1250625	0.125	3.2	0.062 - 0.625	1.6 - 15.9	0.344	8.7	0.708	18.0	0.062	1.6	1000
• 27MXT004006	0.157	4.0	0.062 - 0.236	1.6 - 6.0	0.440	11.2	0.328	8.3	0.078	2.0	1000
• 27MXT004010	0.157	4.0	0.062 - 0.394	1.6 - 10.0	0.440	11.2	0.482	12.2	0.078	2.0	1000
RBF-4-8.6-8	0.157	4.0	0.080 - 0.170	2.1 - 4.3	0.315	8.0	0.339	8.6	0.039	1.0	1000
RBF-4-8.6-12	0.157	4.0	0.080 - 0.170	2.1 - 4.3	0.472	12.0	0.339	8.6	0.059	1.5	1000
RBF-4-8.6-16	0.157	4.0	0.080 - 0.170	2.1 - 4.3	0.630	16.0	0.339	8.6	0.079	2.0	1000
RBF-4-11.1-8	0.157	4.0	0.080 - 0.280	2.1 - 7.2	0.315	8.0	0.437	11.1	0.039	1.0	1000
RBF-4-11.1-12	0.157	4.0	0.080 - 0.280	2.1 - 7.2	0.472	12.0	0.437	11.1	0.059	1.5	1000
RBF-4-11.1-16	0.157	4.0	0.080 - 0.280	2.1 - 7.2	0.630	16.0	0.437	11.1	0.079	2.0	1000
RBF-4-15-8	0.157	4.0	0.220 - 0.420	5.7 - 10.7	0.315	8.0	0.591	15.0	0.039	1.0	1000
RBF-4-15-12	0.157	4.0	0.220 - 0.420	5.7 - 10.7	0.472	12.0	0.591	15.0	0.059	1.5	1000
RBF-4-15-16	0.157	4.0	0.220 - 0.420	5.7 - 10.7	0.630	16.0	0.591	15.0	0.079	2.0	1000
RBF-4.8-8.6-8	0.188	4.8	0.080 - 0.170	2.1 - 4.3	0.315	8.0	0.339	8.6	0.039	1.0	1000
RBF-4.8-8.6-12	0.188	4.8	0.080 - 0.170	2.1 - 4.3	0.472	12.0	0.339	8.6	0.059	1.5	1000
RBF-4.8-8.6-16	0.188	4.8	0.080 - 0.170	2.1 - 4.3	0.630	16.0	0.339	8.6	0.079	2.0	1000
• 27XT1880250	0.188	4.8	0.062 - 0.250	1.6 - 6.4	0.500	12.7	0.348	8.8	0.078	2.0	1000
RBF-4.8-11.1-8	0.188	4.8	0.080 - 0.280	2.1 - 7.2	0.315	8.0	0.437	11.1	0.039	1.0	1000
RBF-4.8-11.1-12	0.188	4.8	0.080 - 0.280	2.1 - 7.2	0.472	12.0	0.437	11.1	0.059	1.5	1000
RBF-4.8-11.1-16	0.188	4.8	0.080 - 0.280	2.1 - 7.2	0.630	16.0	0.437	11.1	0.079	2.0	1000
• 27XT1880375	0.188	4.8	0.062 - 0.375	1.6 - 9.5	0.500	12.7	0.473	12.0	0.078	2.0	1000
RBF-4.8-15-8	0.188	4.8	0.220 - 0.420	5.7 - 10.7	0.315	8.0	0.591	15.0	0.039	1.0	1000
RBF-4.8-15-12	0.188	4.8	0.220 - 0.420	5.7 - 10.7	0.472	12.0	0.591	15.0	0.059	1.5	1000
RBF-4.8-15-16	0.188	4.8	0.220 - 0.420	5.7 - 10.7	0.630	16.0	0.591	15.0	0.079	2.0	1000
• 27XT1880500	0.188	4.8	0.062 - 0.500	1.6 - 12.7	0.500	12.7	0.598	15.2	0.078	2.0	1000
• 27XT1880625	0.188	4.8	0.062 - 0.625	1.6 - 15.9	0.500	12.7	0.723	18.4	0.078	2.0	1000
• 27XT1880750	0.188	4.8	0.062 - 0.750	1.6 - 19.1	0.500	12.7	0.848	21.5	0.078	2.0	1000
• 27MXT005006	0.197	5.0	0.062 - 0.236	1.6 - 6.0	0.550	14.0	0.336	8.5	0.078	2.0	1000
• 27MXT005010	0.197	5.0	0.062 - 0.394	1.6 - 10.0	0.550	14.0	0.484	12.3	0.078	2.0	1000
• 27MXT005026	0.197	5.0	0.062 - 1.024	1.6 - 24.0	0.550	14.0	1.116	28.4	0.078	2.0	1000
• 27XT2030375	0.203	5.2	0.070 - 0.250	1.8 - 6.4	0.625	15.9	0.375	9.5	0.100	2.5	1000
• 27MXT006006	0.236	6.0	0.062 - 0.236	1.6 - 6.0	0.661	16.8	0.364	9.3	0.078	2.0	1000
• 27MXT006018	0.236	6.0	0.062 - 0.709	1.6 - 18.0	0.661	16.8	0.849	21.3	0.078	2.0	1000
• 27MXT006050	0.236	6.0	0.062 - 1.969	1.6 - 50.0	0.661	16.8	2.114	53.7	0.078	2.0	1000
RBF-6.4-8.6-8	0.250	6.4	0.080 - 0.170	2.1 - 4.3	0.315	8.0	0.339	8.6	0.039	1.0	1000
RBF-6.4-8.6-12	0.250	6.4	0.080 - 0.170	2.1 - 4.3	0.472	12.0	0.339	8.6	0.059	1.5	1000
RBF-6.4-8.6-16	0.250	6.4	0.080 - 0.170	2.1 - 4.3	0.630	16.0	0.339	8.6	0.079	2.0	1000
• 27XT2500250	0.250	6.4	0.062 - 0.250	1.6 - 6.4	0.700	17.8	0.391	9.9	0.100	2.5	1000
RBF-6.4-11.1-8	0.250	6.4	0.080 - 0.280	2.1 - 7.2	0.315	8.0	0.437	11.1	0.039	1.0	1000
RBF-6.4-11.1-12	0.250	6.4	0.080 - 0.280	2.1 - 7.2	0.472	12.0	0.437	11.1	0.059	1.5	1000
RBF-6.4-11.1-16	0.250	6.4	0.080 - 0.280	2.1 - 7.2	0.630	16.0	0.437	11.1	0.079	2.0	1000
• 27XT2500375	0.250	6.4	0.062 - 0.375	1.6 - 9.5	0.700	17.8	0.506	12.9	0.100	2.5	1000
RBF-6.4-15-8	0.250	6.4	0.220 - 0.420	5.7 - 10.7	0.315	8.0	0.591	15.0	0.039	1.0	1000
RBF-6.4-15-12	0.250	6.4	0.220 - 0.420	5.7 - 10.7	0.472	12.0	0.591	15.0	0.059	1.5	1000
RBF-6.4-15-16	0.250	6.4	0.220 - 0.420	5.7 - 10.7	0.630	16.0	0.591	15.0	0.079	2.0	1000
• 27XT2500500	0.250	6.4	0.062 - 0.500	1.6 - 12.7	0.700	17.8	0.630	16.0	0.100	2.5	1000
• 27XT2500625	0.250	6.4	0.062 - 0.625	1.6 - 15.9	0.700	17.8	0.755	19.2	0.100	2.5	1000
• 27XT2500750	0.250	6.4	0.062 - 0.750	1.6 - 19.1	0.700	17.8	0.880	22.4	0.100	2.5	1000
• 27XT2500875	0.250	6.4	0.062 - 0.875	1.6 - 22.2	0.700	17.8	1.004	25.5	0.100	2.5	1000
• 27XT2501000	0.250	6.4	0.062 - 1.000	1.6 - 25.4	0.700	17.8	1.120	28.4	0.100	2.5	1000
• 27XT2501250	0.250	6.4	0.062 - 1.250	1.6 - 31.8	0.700	17.8	1.380	35.1	0.100	2.5	1000
• 27XT2501500	0.250	6.4	0.062 - 1.500	1.6 - 38.1	0.700	17.8	1.632	41.5	0.100	2.5	1000
• 27XT2501750	0.250	6.4	0.062 - 1.750	1.6 - 44.45	0.700	17.8	1.882	47.8	0.100	2.5	1000
• 27XT2502000	0.250	6.4	0.062 - 2.000	1.6 - 50.8	0.787	20.0	2.132	54.2	0.100	2.5	1000
• 27XT2810250	0.281	7.1	0.062 - 0.250	1.6 - 6.4	0.787	20.0	0.384	9.8	0.100	2.5	1000
RBF-7.1-11.1-8	0.281	7.1	0.080 - 0.280	2.1 - 7.2	0.315	8.0	0.437	11.1	0.039	1.0	1000
RBF-7.1-11.1-12	0.281	7.1	0.080 - 0.280	2.1 - 7.2	0.472	12.0	0.437	11.1	0.059	1.5	1000
RBF-7.1-11.1-16	0.281	7.1	0.080 - 0.280	2.1 - 7.2	0.630	16.0	0.437	11.1	0.079	2.0	1000
• 27XT2810375	0.281	7.1	0.062 - 0.375	1.6 - 9.5	0.787	20.0	0.515	13.1	0.100	2.5	1000
RBF-7.1-15-8	0.281	7.1	0.150 - 0.420	3.8 - 10.7	0.315	8.0	0.591	15.0	0.039	1.0	1000
RBF-7.1-15-12	0.281	7.1	0.150 - 0.420	3.8 - 10.7	0.472	12.0	0.591	15.0	0.059	1.5	1000
RBF-7.1-15-16	0.281	7.1	0.150 - 0.420	3.8 - 10.7	0.630	16.0	0.591	15.0	0.079	2.0	1000
• 27XT2810500	0.281	7.1	0.062 - 0.500	1.6 - 12.7	0.787	20.0	0.642	16.3	0.100	2.5	1000

(Continued on next page >)

XT/RBF/27MXT/27XT Series (continued)
Fir Tree Rivets

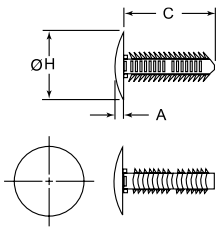

LINE EXTENSION

Specifications:
- Material: UL94 V-2 Nylon 6/6
- Color: Black

Features:
- Ribbed design ensures fast and easy installation while securely holding onto various materials like wood, metal, foam, rubber and plastic
- When pushed into a hole the flexible ribs deflect then spring back to lock securely in place

Item No.	Ø Hole		Panel Thickness		Ø H		C		A		Bulk Pack Qty
	in	mm	in	mm	in	mm	in	mm	in	mm	
RBF-7.1-19-8	0.281	7.1	0.270 - 0.560	6.9 - 14.2	0.315	8.0	0.748	19.0	0.039	1.0	1000
RBF-7.1-19-12	0.281	7.1	0.270 - 0.560	6.9 - 14.2	0.472	12.0	0.748	19.0	0.059	1.5	1000
RBF-7.1-19-16	0.281	7.1	0.270 - 0.560	6.9 - 14.2	0.630	16.0	0.748	19.0	0.079	2.0	1000
27XT2810625	0.281	7.1	0.062 - 0.625	1.6 - 15.9	0.787	20.0	0.767	19.5	0.100	2.5	1000
• **27XT2810750**	0.281	7.1	0.062 - 0.750	1.6 - 19.1	0.787	20.0	0.894	22.7	0.100	2.5	1000
• **27XT2810875**	0.281	7.1	0.062 - 0.875	1.6 - 22.2	0.787	20.0	1.021	25.9	0.100	2.5	1000
• **27XT2811000**	0.281	7.1	0.062 - 1.000	1.6 - 25.4	0.787	20.0	1.147	29.1	0.100	2.5	1000
• **27XT2811250**	0.281	7.1	0.062 - 1.250	1.6 - 31.8	0.787	20.0	1.401	35.6	0.100	2.5	1000
• **27XT2811500**	0.281	7.1	0.062 - 1.500	1.6 - 38.1	0.787	20.0	1.651	41.9	0.100	2.5	1000
• **27XT2811750**	0.281	7.1	0.062 - 1.750	1.6 - 44.5	0.787	20.0	1.901	48.3	0.100	2.5	1000
XT2812000A	0.281	7.1	0.062 - 2.000	1.6 - 50.8	0.787	20.0	2.153	54.7	0.100	2.5	1000
• **27XT3120250**	0.312	7.9	0.062 - 0.250	1.6 - 6.35	0.874	22.2	0.410	10.4	0.100	2.5	1000
• **27XT3120375**	0.312	7.9	0.062 - 0.375	1.6 - 9.53	0.874	22.2	0.529	13.4	0.100	2.5	1000
• **27XT3120500**	0.312	7.9	0.062 - 0.500	1.6 - 12.7	0.874	22.2	0.655	16.6	0.100	2.5	1000
• **27XT3120625**	0.312	7.9	0.062 - 0.625	1.6 - 15.9	0.874	22.2	0.783	19.9	0.100	2.5	1000
• **27XT3120750**	0.312	7.9	0.062 - 0.750	1.6 - 19.1	0.874	22.2	0.894	22.7	0.100	2.5	1000
• **27XT3120875**	0.312	7.9	0.062 - 0.875	1.6 - 22.2	0.874	22.2	1.036	26.3	0.100	2.5	1000
• **27XT3121000**	0.312	7.9	0.062 - 1.000	1.6 - 25.4	0.874	22.2	1.163	29.5	0.100	2.5	1000
• **27XT3121250**	0.312	7.9	0.062 - 1.250	1.6 - 31.8	0.874	22.2	1.416	36.0	0.100	2.5	1000
• **27XT3121500**	0.312	7.9	0.062 - 1.500	1.6 - 38.1	0.874	22.2	1.669	42.4	0.100	2.5	1000
• **27XT3121750**	0.312	7.9	0.062 - 1.750	1.6 - 44.5	0.870	22.2	1.930	49.0	0.100	2.5	1000
• **27XT3150500**	0.315	8.0	0.062 - 0.500	1.6 - 12.7	0.886	22.5	0.669	17.0	0.100	2.5	1000
• **27XT3750250**	0.375	9.5	0.062 - 0.250	1.6 - 6.35	1.000	25.4	0.445	11.3	0.100	2.5	1000
• **27XT3750375**	0.375	9.5	0.062 - 0.375	1.6 - 9.50	1.000	25.4	0.570	14.5	0.100	2.5	1000
• **27XT3750500**	0.375	9.5	0.062 - 0.500	1.6 - 9.53	1.000	25.4	0.689	17.5	0.100	2.5	1000
XT3750625A	0.375	9.5	0.062 - 0.625	1.6 - 12.7	1.000	25.4	0.816	20.7	0.100	2.5	1000
XT3750750A	0.375	9.5	0.062 - 0.750	1.6 - 19.1	1.000	25.4	0.943	24.0	0.100	2.5	1000
• **27XT3750875**	0.375	9.5	0.062 - 0.875	1.6 - 22.2	1.000	25.4	1.070	27.2	0.100	2.5	1000
• **27XT3751000**	0.375	9.5	0.062 - 1.000	1.6 - 25.4	1.000	25.4	1.196	30.4	0.100	2.5	1000
XT3751250A	0.375	9.5	0.062 - 1.250	1.6 - 31.8	1.000	25.4	1.451	36.9	0.100	2.5	1000
XT3751500A	0.375	9.5	0.062 - 1.500	1.6 - 38.1	1.000	25.4	1.705	43.3	0.100	2.5	1000
XT3751750A	0.375	9.5	0.062 - 1.750	1.6 - 44.5	1.000	25.4	1.959	49.8	0.100	2.5	1000
XT3752000A	0.375	9.5	0.062 - 2.000	1.6 - 50.8	1.000	25.4	2.213	56.2	0.100	2.5	1000

497 Series
Fir Tree Rivets - Clear

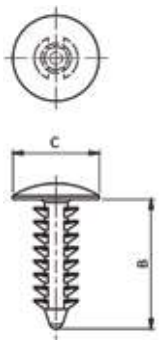

Specifications:
- Material: Polypropylene
- Color: Clear

Features:
- Ideal for threaded, non-threaded, drilled or punched holes
- Designed to be non-removable
- Good for Point of Purchase displays

Item No.	Ø Hole		Panel Thickness		B		Ø C		Head Height		Bulk Pack Qty
	in	mm	in	mm	in	mm	in	mm	in	mm	
497394	0.118	3.0	0.157 - 0.650	4.0 - 16.5	0.728	18.5	0.217	5.5	0.039	1.0	1000
495222	0.189	4.8	0.028 - 0.512	0.7 - 13.0	0.681	17.3	0.433	11.0	0.067	1.7	1000
495221	0.236	6.0	0.098 - 0.472	2.5 - 12.0	0.803	20.4	0.701	17.8	0.098	2.5	1000
497395	0.236	6.0	0.079 - 0.315	2.0 - 8.0	0.500	12.7	0.610	15.5	0.039	1.0	1000
497396	0.236	6.0	0.098 - 0.315	2.5 - 8.0	0.591	15.0	0.630	16.0	0.079	2.0	1000
495223	0.236	6.0	0.091 - 0.350	2.3 - 8.9	0.610	15.5	0.701	17.8	0.094	2.4	1000
495224	0.252	6.4	0.421 - 1.134	10.7 - 28.8	1.381	35.1	0.701	17.8	0.098	2.5	1000
495225	0.252	6.4	0.106 - 0.287	2.7 - 7.3	0.626	15.9	0.752	19.1	0.031	0.8	1000
495226	0.276	7.0	0.028 - 0.787	0.7 - 20.0	1.075	27.3	0.709	18.0	0.079	2.0	1000
495227	0.276	7.0	0.079 - 0.984	2.0 - 25.0	1.370	34.8	1.181	30.0	0.087	2.2	1000
497397	0.283	7.2	0.059 - 0.551	1.5 - 14.0	0.835	21.2	0.748	19.0	0.094	2.4	1000
497398	0.295	7.5	0.106 - 0.669	2.7 - 17.0	0.827	21.0	0.748	19.0	0.079	2.0	1000

FIR TREE RIVETS

27RT Series
Fir Tree Rivets

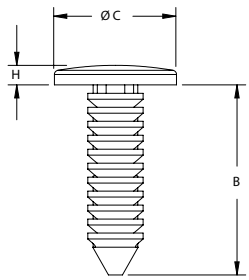

LINE EXTENSION

Specifications:
- Material: Nylon 6/6
- * Material: Polypropylene
- Color: See Table

Features:
- Ideal for threaded, non-threaded, drilled or punched hole
- Designed to be non-removable

Item No.		Ø Hole		Panel Thickness		B		Ø C		H		Bulk Pack Qty
Black	Natural	in	mm	in	mm	in	mm	in	mm	in	mm	
468809	468833	0.118	3.0	0.157 - 0.650	4.0 - 16.5	0.728	18.5	0.217	5.5	0.039	1.0	1000
468811	468835	0.138	3.5	0.028 - 0.197	0.7 - 5.0	0.374	9.5	0.358	9.1	0.059	1.5	1000
167102069902	—	0.138	3.5	0.028 - 0.197	0.7 - 5.0	0.374	9.5	0.358	9.1	—	—	100
• 27RT1560432	—	0.156	4.0	0.030 - 0.234	0.8 - 6.0	0.432	11.0	0.360	9.1	0.060	1.5	1000
167102569902	167102500002	0.157	4.0	0.028 - 0.236	0.7 - 6.0	0.433	11.0	0.358	9.1	—	—	100
• 27RT160400	—	0.160	4.1	0.040 - 0.250	1.0 - 6.4	0.426	10.8	0.359	9.1	0.060	1.5	1000
• 27RT187310	—	0.187	4.8	0.030 - 0.150	0.8 - 3.8	0.300	7.6	0.445	11.3	0.068	1.7	1000
• 27RT187675	—	0.187	4.8	0.030 - 0.512	0.8 - 13.0	0.680	17.3	0.437	11.1	0.070	1.8	1000
• 27RT187680	—	0.187	4.8	0.030 - 0.512	0.8 - 13.0	0.680	17.3	0.492	12.5	0.067	1.7	1000
• 27RT187640	—	0.187	4.8	0.125 - 0.365	3.2 - 9.3	0.640	16.3	0.437	11.1	0.070	1.8	1000
• 27RT187500	—	0.188	4.8	0.025 - 0.365	0.6 - 9.3	0.500	12.7	0.375	9.5	0.070	1.8	1000
• 27RT187550	—	0.188	4.8	0.030 - 0.330	0.8 - 8.4	0.560	14.2	0.435	11.0	0.068	1.7	1000
• 27RT187700PPB*	—	0.188	4.8	0.125 - 0.450	3.2 - 11.4	0.700	17.8	0.300	7.6	0.065	1.7	1000
460436	—	0.189	4.8	0.024 - 0.363	0.6 - 9.2	0.500	12.7	0.375	9.5	0.071	1.8	1000
167103569902	167103500002	0.189	4.8	0.028 - 0.315	0.7 - 8.0	0.480	12.2	0.433	11.0	—	—	100
167104069902	167104000002	0.189	4.8	0.028 - 0.315	0.7 - 8.0	0.480	12.2	0.748	19.0	—	—	100
167103069902	167103000002	0.189	4.8	0.028 - 0.512	0.7 - 13.0	0.681	17.3	0.433	11.0	—	—	100
468813	468837	0.189	4.8	0.028 - 0.512	0.7 - 13.0	0.681	17.3	0.433	11.0	0.067	1.7	1000
460437	—	0.189	4.8	0.031 - 0.331	0.8 - 8.4	0.563	14.3	0.437	11.1	0.067	1.7	1000
463609	—	0.193	4.9	0.094 - 0.291	2.4 - 7.4	0.492	12.5	0.441	11.2	0.043	1.1	100
468814	468838	0.197	5.0	0.047 - 0.236	1.2 - 6.0	0.433	11.0	0.630	16.0	0.079	2.0	1000
468815	468839	0.197	5.0	0.067 - 0.315	1.7 - 8.0	0.500	12.7	0.433	11.0	0.039	1.0	1000
167105069902	167105000002	0.217	5.5	0.059 - 0.559	1.5 - 14.2	0.776	19.7	0.512	13.0	—	—	100
167104569902	167104500002	0.217	5.5	0.059 - 0.559	1.5 - 14.2	0.776	19.7	0.650	16.5	—	—	100
• 27RT218774	—	0.218	5.5	0.060 - 0.560	1.5 - 14.2	0.774	19.7	0.650	16.5	0.090	2.3	1000
468816	468840	0.236	6.0	0.079 - 0.315	2.0 - 8.0	0.500	12.7	0.610	15.5	0.039	1.0	1000
167106069902	167106000002	0.236	6.0	0.091 - 0.744	2.3 - 18.9	0.610	15.5	0.701	17.8	—	—	100
468820	468844	0.236	6.0	0.091 - 0.350	2.3 - 8.9	0.610	15.5	0.701	17.8	0.094	2.4	1000
468817	468841	0.236	6.0	0.098 - 0.315	2.5 - 8.0	0.591	15.0	0.630	16.0	0.079	2.0	1000
167107069902	167107000002	0.236	6.0	0.098 - 0.472	2.5 - 12.0	0.803	20.4	0.701	17.8	—	—	100
468821	468845	0.236	6.0	0.098 - 0.472	2.5 - 12.0	0.803	20.4	0.701	17.8	0.098	2.5	1000
167107269902	167107200002	0.236	6.0	0.098 - 0.799	2.5 - 20.3	1.059	26.9	0.701	17.8	—	—	100
167106569902	167106500002	0.236	6.0	0.126 - 0.406	3.2 - 10.3	0.626	15.9	0.500	12.7	—	—	100
468819	468843	0.236	6.0	0.138 - 0.748	3.5 - 19.0	0.945	24.0	0.500	12.7	0.059	1.5	1000
• 27RT250425	—	0.250	6.4	0.020 - 0.218	0.50 - 5.53	0.425	10.8	0.720	18.3	0.098	2.5	1000
• 27RT250425A	—	0.250	6.4	0.020 - 0.218	0.50 - 5.53	0.425	10.8	0.433	11	0.039	1.0	1000
• 27RT250900	—	0.250	6.4	0.062 - 0.480	1.6 - 12.2	0.787	20.0	0.492	12.5	0.067	1.7	1000
• 27RT250440	—	0.250	6.4	0.105 - 0.300	2.7 - 7.6	0.470	11.9	0.700	17.8	0.100	2.5	1000
468824	468848	0.252	6.4	0.106 - 0.287	2.7 - 7.3	0.626	15.9	0.752	19.1	0.031	0.8	1000
460439	—	0.250	6.4	0.106 - 0.299	2.7 - 7.6	0.437	11.1	0.701	17.8	0.098	2.5	1000
• 27RT250625	—	0.250	6.4	0.120 - 0.140	3.0 - 3.6	0.628	16.0	0.503	12.8	0.050	1.3	1000
460440	—	0.250	6.4	0.150 - 0.531	3.8 - 13.5	0.744	18.9	0.701	17.8	0.106	2.7	1000
• 27RT250800	—	0.250	6.4	0.150 - 0.535	3.8 - 13.6	0.780	19.8	0.700	17.8	0.100	2.5	1000
• 27RT250810	—	0.250	6.4	0.150 - 0.535	3.8 - 13.6	0.783	19.9	0.495	12.6	0.074	1.9	1000
167107569902	167107500002	0.276	7.0	0.059 - 0.551	1.5 - 14.0	0.835	21.2	0.748	19.0	—	—	100
167108069902	167108000002	0.276	7.0	0.059 - 1.000	1.5 - 25.4	1.201	30.5	0.748	19.0	—	—	100
468826	468850	0.276	7.0	0.079 - 0.984	2.0 - 25.0	1.370	34.8	1.181	30.0	0.087	2.2	1000
468828	468852	0.276	7.0	0.276 - 0.283	7.0 - 7.2	0.744	18.9	0.626	15.9	0.039	1.0	1000
• 27RT2811220	—	0.281	7.13	0.078 - 1.000	2.0 - 25.4	1.220	31.0	0.490	12.4	0.093	2.4	1000
• 27RT2811000	—	0.281	7.13	0.084 - 0.500	2.1 - 12.7	0.890	22.6	0.625	15.9	0.110	2.8	1000
• 27RT2811000	—	0.281	7.13	0.093 - 0.500	2.4 - 12.7	0.890	22.6	0.625	15.9	0.110	2.8	1000
• 27RT281975	—	0.281	7.13	0.170 - 0.770	4.3 - 19.6	0.975	24.8	0.695	17.7	0.090	2.3	1000
495230	497397	0.283	7.2	0.059 - 0.551	1.5 - 14.0	0.835	21.2	0.748	19.0	0.094	2.4	1000
495231	495233	0.283	7.2	0.059 - 1.000	1.5 - 25.4	1.201	30.5	0.748	19.0	0.079	2.0	1000
468799	—	0.295	7.5	0.106 - 0.669	2.7 - 17.0	0.827	21.0	0.748	19.0	0.079	2.0	1000
460441	—	0.307	7.8	0.094 - 0.500	2.4 - 12.7	0.890	22.6	0.626	15.9	0.110	2.8	1000
• 27RT3121516	—	0.312	7.92	0.084 - 10.125	2.1 - 28.6	1.507	38.3	0.619	15.7	0.114	2.9	1000
167013069902	167013000002	0.315	8.0	0.130 - 0.500	3.3 - 12.7	0.661	16.8	0.500	12.7	—	—	100
468829	468853	0.315	8.0	0.130 - 0.500	3.3 - 12.7	0.661	16.8	0.500	12.7	0.059	1.5	1000
167108569902	—	0.343	8.7	0.055 - 0.512	1.4 - 13.0	0.752	19.1	0.630	16.0	—	—	100
468830	—	0.343	8.7	0.055 - 0.512	1.4 - 13.0	0.752	19.1	0.630	16.0	0.091	2.3	1000
167109569902	167109500002	0.394	10.0	0.059 - 0.787	1.5 - 20.0	1.110	28.2	0.858	21.8	—	—	100
167109069902	167109000002	0.394	10.0	0.114 - 0.567	2.9 - 14.4	0.819	20.8	1.000	25.4	—	—	100
468831	468855	0.394	10.0	0.059 - 0.787	1.5 - 20.0	1.110	28.2	0.858	21.8	0.138	3.5	1000
• 27RT406820	—	0.406	10.31	0.115 - 0.565	2.9 - 14.4	0.820	20.8	1.000	25.4	0.080	2.0	1000

BHF Series
Fir Tree Clip Fastener

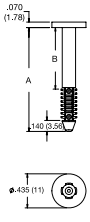

Fig. 1

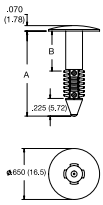

Fig. 2

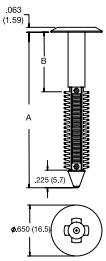

Fig. 3

Specifications:
- Material: UL94 V-2 Nylon 6/6
- Color: Black

Item No.	Fig.	Ø Hole in	Ø Hole mm	Panel Thickness in	Panel Thickness mm	B in	B mm	A in	A mm	Bulk Pack Qty
BHF-1	1	0.187	4.8	0.035 - 0.385	0.9 - 9.8	0.02	.5	0.560	14.2	1000
BHF-2	1	0.187	4.8	0.125 - 0.475	3.2 - 12.1	0.11	2.8	0.650	16.5	1000
BHF-3	1	0.187	4.8	0.425 - 0.775	10.8 - 19.7	0.41	10.4	0.950	24.1	1000
BHF-4	1	0.187	4.8	0.800 - 1.150	20.3 - 29.2	0.79	19.9	1.330	33.7	1000
BHF-5	2	0.250	6.4	0.035 - 0.335	0.9 - 8.5	0.02	.5	0.590	15.1	1000
BHF-6	2	0.250	6.4	0.095 - 0.395	2.4 - 10.0	0.08	2.0	0.650	16.6	1000
BHF-7	2	0.250	6.4	0.325 - 0.625	8.3 - 15.9	0.31	7.9	0.880	22.5	1000
BHF-8	2	0.250	6.4	0.525 - 0.825	13.3 - 21.0	0.51	12.9	1.080	27.6	1000
BHF-9	3	0.281	7.1	0.075 - 0.475	1.9 - 12.1	0.06	1.5	0.740	18.7	1000
BHF-10	3	0.281	7.1	0.475 - 0.875	12.1 - 22.2	0.46	11.7	1.140	28.8	1000
BHF-11	3	0.281	7.1	0.075 - 1.025	1.9 - 26.0	0.06	1.5	1.280	32.6	1000
BHF-12	3	0.281	7.1	0.275 - 1.225	7.0 - 31.1	0.26	6.6	1.480	37.7	1000
BHF-13	3	0.281	7.1	0.575 - 1.525	14.6 - 38.7	0.56	14.2	1.780	45.3	1000
BHF-14	3	0.281	7.1	0.775 - 1.725	19.7 - 43.8	0.76	19.3	2.000	50.8	1000

167 Series
Fir Tree Fasteners

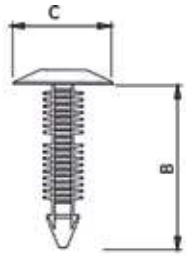

Specifications:
- Material: Nylon 6/6
- Color: See Table

Features:
- Ideal for threaded, non-threaded, drilled or punched holes

Item No. Black	Item No. Natural	Ø Hole in	Ø Hole mm	Panel Thickness in	Panel Thickness mm	B in	B mm	Ø C in	Ø C mm	Bulk Pack Qty
167201069902	**167201000002**	0.106	2.7	0.059 - 0.157	1.5 - 4.0	0.276	7.0	0.236	6.0	100
167201569902	**167201500002**	0.106	2.7	0.059 - 0.315	1.5 - 8.0	0.433	11.0	0.236	6.0	100
167202069902	**167202000002**	0.106	2.7	0.059 - 0.591	1.5 - 15.0	0.709	18.0	0.236	6.0	100
167002069902	**167002000002**	0.118	3.0	0.138 - 0.248	3.5 - 6.3	0.307	7.8	0.236	6.0	100
167002569902	**167002500002**	0.118	3.0	0.157 - 0.472	4.0 - 12.0	0.571	14.5	0.217	5.5	100
167002769902	**167002700002**	0.118	3.0	0.157 - 0.650	4.0 - 16.5	0.728	18.5	0.213	5.4	100
167203069902	**167203000002**	0.130	3.3	0.059 - 0.177	1.5 - 4.5	0.315	8.0	0.394	10.0	100
167003069902	**167003000002**	0.157	4.0	0.035 - 0.315	0.9 - 8.0	0.531	13.5	0.374	9.5	100
167204069902	**167204000002**	0.161	4.1	0.039 - 0.098	1.0 - 2.5	0.236	6.0	0.472	12.0	100
167204569902	**167204500002**	0.161	4.1	0.059 - 0.217	1.5 - 5.5	0.394	10.0	0.472	12.0	100
167205069902	**167205000002**	0.161	4.1	0.079 - 0.394	2.0 - 10.0	0.591	15.0	0.472	12.0	100
167003569902	**167003500002**	0.187	4.8	0.035 - 0.209	0.9 - 5.3	0.437	11.1	0.433	11.0	100
167004069902	**167004000002**	0.189	4.8	0.098 - 0.598	2.5 - 15.2	0.701	17.8	0.469	11.9	100
167004569902	**167004500002**	0.189	4.8	0.079 - 0.394	2.0 - 10.0	0.642	16.3	0.433	11.0	100
167005069902	**167005000002**	0.197	5.0	0.047 - 0.236	1.2 - 6.0	0.433	11.0	0.630	16.0	100
468815	**167005500002**	0.197	5.0	0.067 - 0.315	1.7 - 8.0	0.500	12.7	0.433	11.0	100
—	**167006000002**	0.197	5.0	0.059 - 0.480	1.5 - 12.2	0.701	17.8	0.748	19.0	50
167206069902	**167206000002**	0.220	5.6	0.079 - 0.276	2.0 - 7.0	0.472	12.0	0.512	13.0	100
167206569902	**167206500002**	0.220	5.6	0.059 - 0.591	1.5 - 15.0	0.787	20.0	0.512	13.0	100
167207069902	**167207000002**	0.220	5.6	0.039 - 1.060	1.0 - 27.0	1.260	32.0	0.512	13.0	100
167208069902	**167208000002**	0.232	5.9	0.079 - 0.217	2.0 - 5.5	0.433	11.0	0.669	17.0	100
167208569902	**167208500002**	0.232	5.9	0.039 - 0.394	1.0 - 10.0	0.591	15.0	0.669	17.0	100
167209069902	**167209000002**	0.232	5.9	0.079 - 0.748	2.0 - 19.0	0.945	24.0	0.669	17.0	100
167006569902	**167006500002**	0.236	6.0	0.079 - 0.315	2.0 - 8.0	0.500	12.7	0.610	15.5	100
167006769902	**—**	0.236	6.0	0.094 - 0.319	2.4 - 8.1	0.500	12.7	0.748	19.0	100
167007069902	**—**	0.236	6.0	0.098 - 0.394	2.5 - 10.0	0.709	18.0	0.512	13.0	100
167007569902	**167007500002**	0.236	6.0	0.138 - 0.748	3.5 - 19.0	0.945	24.0	0.500	12.7	100
167008569902	**167008500002**	0.236	6.0	0.067 - 1.025	1.7 - 31.8	1.441	36.6	1.000	25.4	100
167009069902	**167009000002**	0.252	6.4	0.035 - 1.004	0.9 - 26.5	1.500	38.1	0.496	12.6	100
167210069902	**167210000002**	0.269	6.8	0.059 - 0.354	1.5 - 9.0	0.531	14.0	0.512	13.0	100
167010069902	**167010000002**	0.276	7.0	0.051 - 0.441	1.3 - 11.2	0.705	17.9	0.937	23.8	100
167011069902	**167011000002**	0.276	7.0	0.094 - 0.469	2.4 - 11.9	0.744	18.9	0.626	15.9	100
167011569902	**167011500002**	0.276	7.0	0.098 - 0.866	2.5 - 22.0	1.311	33.3	0.598	15.2	100
167012069902	**167012000002**	0.276	7.0	0.051 - 0.902	1.3 - 22.9	1.260	32.0	0.760	19.3	100
167012569902	**167012500002**	0.276	7.0	0.531 - 0.921	13.5 - 23.4	1.189	30.2	1.252	31.8	100

FIR TREE RIVETS

27XTS Series
Fir Tree Rivet

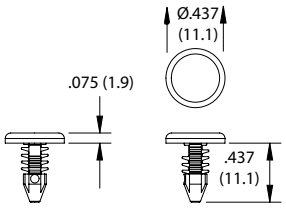

Fig. 1

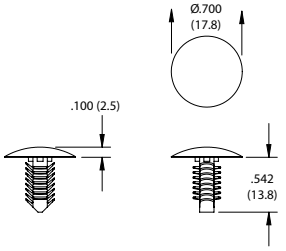

Fig. 3

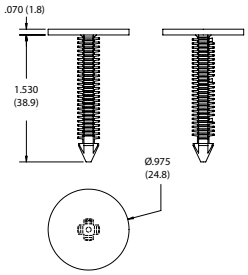

Fig. 5

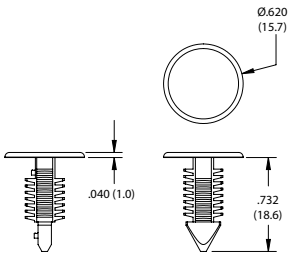

Fig. 7

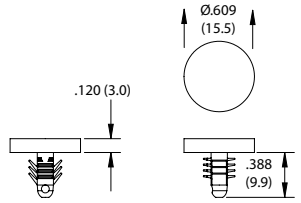

Fig. 2

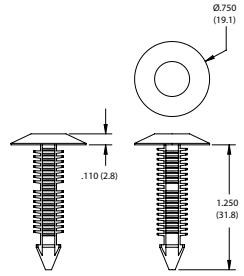

Fig. 4

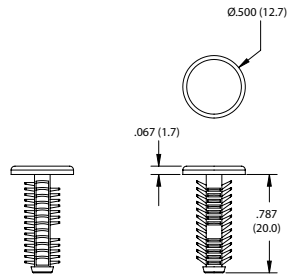

Fig. 6

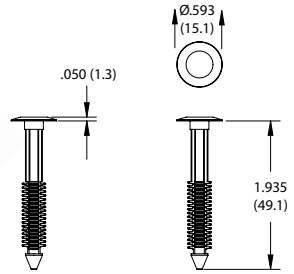

Fig. 8

Specifications:

- Material: UL94 V-2 Nylon 6/6
- Color: Black

Features:

- Fast & easy installation while securely holding into various materials like wood, metal, foam, rubber and plastic
- Resistant to corrosion, oil, abrasion and most chemicals

Item No.	Figure	Hole Size		Panel Thickness		Length		Bulk Pack Qty
		in	mm	in	mm	in	mm	
27XTS1870442	1	0.182 - 0.192	4.6 - 4.9	0.035 - 0.210	0.9 - 5.3	0.437	11.1	1000
27XTS2500394	2	0.240 - 0.260	6.1 - 6.6	0.075 - 0.185	1.9 - 4.7	0.388	9.9	1000
27XTS2500561	3	0.245 - 0.255	6.2 - 6.8	0.070 - 0.400	1.8 - 10.2	0.542	13.8	500
27XTS2501250	4	0.250	6.4	0.050 - 0.875	1.3 - 22.2	1.250	31.8	1000
27XTS2501430	5	0.250	6.4	0.078 - 1.000	2.0 - 25.4	1.530	38.9	1000
27XTS2500787	6	0.250	6.4	0.125 - 0.687	3.2 - 17.5	0.787	20.0	500
27XTS2800710	7	0.250	6.4	0.200 - 0.500	5.1 - 12.7	0.732	18.6	1000
27XTS2812020	8	0.281	7.1	0.810 - 1.580	20.6 - 40.1	1.935	49.15	1000

092 Series
Fir Tree Rivet

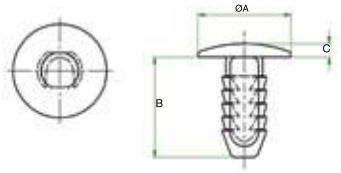

NEW

Specifications:
- Material: Nylon 6/6
- Color: See Table

Features:
- Easily installed by hand

Item No.		Ø Hole		Panel Thickness		Ø A		B		C		Bulk Pack Qty
Natural	Black	in	mm	in	mm	in	mm	in	mm	in	mm	
092000200002	092000259902	0.228	5.8	0.118 - 0.591	3.0 - 15.0	0.630	16.0	0.748	19.0	0.079	2.0	500
092000400002	092000459902	0.276	7.0	0.118 - 0.748	3.0 - 19.0	0.709	18.0	0.906	23.0	0.079	2.0	500

4952 Series
Double Ended Fir Tree Rivet

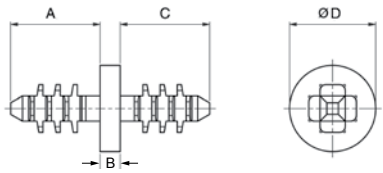

NEW

Specifications:
- Material: UL94 V-2 Nylon 6/6
- Color: Black

Features:
- Allows two panels to be connected from the center so that no fastener head is visible

Item No.	Ø Hole		Panel Thickness A Side		Panel Thickness C Side		A		C		B		Ø D		Bulk Pack Qty
	in	mm	in	mm	in	mm	in	mm	in	mm	in	mm	in	mm	
495218	0.157	4.0	0.102 - 0.248	2.6 - 6.3	0.102 - 0.248	2.6 - 6.3	0.307	7.8	0.307	7.8	0.071	1.8	0.295	7.5	1000
495219	0.295	7.5	0.118 - 0.315	3.0 - 8.0	0.118 - 0.315	3.0 - 8.0	0.689	17.5	0.689	17.5	0.039	1.0	0.748	19.0	1000
495220	0.315	8.0	0.126 - 0.315	3.2 - 9.5	0.142 - 0.748	3.6 - 19.0	0.457	11.6	0.858	21.8	0.043	1.1	0.500	12.7	1000

BR/27QB Series
Ratchet Fasteners

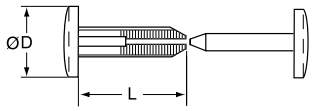

LINE EXTENSION

Specifications:
- Material: UL94 V-2 Nylon 6/6
- Color: See Table

Features:
- Quick to install
- Interlocking teeth provide strong locking capability

Item No.		Ø D Ref.	L Ref.	Ø Hole	Panel Thickness	Bulk Pack Qty
Natural	Black					
• 27QB375750N	• 27QB375750B	0.375	0.500	0.250	0.500 - 0.812	1000
• 27QB371000N	• 27QB371000B	0.375	0.750	0.250	0.780 - 1.375	1000
• 27QB625750N	• 27QB625750B	0.625	0.500	0.250	0.500 - 0.812	1000
• 27QB621000N	• 27QB621000B	0.625	0.750	0.250	0.780 - 1.375	1000
• 27QB375250N	• 27QB375250B	0.375	0.218	0.250	0.235 - 0.297	1000
• 27QB375375N	• 27QB375375B	0.375	0.343	0.250	0.346 - 0 .500	1000
• 27QB625250N	• 27QB625250B	0.625	0.218	0.250	0.235 - 0.297	1000
• 27QB625375N	• 27QB625375B	0.625	0.343	0.250	0.346 - 0.500	1000
BR2-226-01	BR2-226-01BK	0.406	0.226	0.281	0.235 - 0.297	1000

Item No.		Ø D Ref.	L Ref.	Ø Hole	Panel Thickness	Bulk Pack Qty
Natural	Black					
BR2-344-01	BR2-344-01BK	0.406	0.343	0.281	0.346 - 0.500	1000
BR2-488-01	BR2-488-01BK	0.406	0.500	0.281	0.500 - 0.812	1000
BR2-768-01	BR2-768-01BK	0.406	0.750	0.281	0.781 - 1.375	1000
BR1-226-01	BR1-226-01BK	0.750	0.226	0.281	0.235 - 0.297	1000
BR1-344-01	BR1-344-01BK	0.750	0.344	0.281	0.346 - 0.500	1000
BR1-488-01	BR1-488-01BK	0.750	0.488	0.281	0.500 - 0.812	1000
BR1-768-01	BR1-768-01BK	0.750	0.768	0.281	0.781 - 1.375	1000
• 27QB700375AN	• 27QB700375AB	1.000	0.343	0.281	0.347 - 0.500	1000
• 27QB1300600N	• 27QB1300600B	1.375	0.437	0.437	0.437 - 0.750	1000

27MRF/27AMR Series
Adjustable Mini Rivets



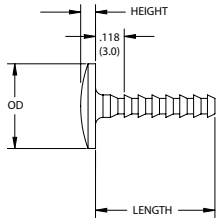

Female Mini Rivet

Adjustable Mini Rivet

NEW

Specifications:
- Material: UL94 V-2 Nylon 6/6
- Color: Natural

Features:
- Two-Piece male/female rivet come in variable lengths to hold multiple thicknesses

Item No.	Description	OD		Length		Height		Hole Ø		Panel Thickness		Mating Female Rivet	Bulk Pack Qty
		in	mm	in	mm	in	mm	in	mm	in	mm		
27MRF09	Female Mini Rivet	0.375	9.5	—	—	0.075	1.9	—	—	—	—	—	1000
27MRF12	Female Mini Rivet	0.500	12.7	—	—	0.100	2.5	—	—	—	—	—	1000
27AMR0940375	Male Mini Rivet	0.354	9.0	0.375	9.5	0.062	1.6	0.094	2.4	0.070 - 0.290	1.8 - 7.4	27MRF09	1000
27AMR0940500	Male Mini Rivet	0.354	9.0	0.500	12.7	0.062	1.6	0.094	2.4	0.062 - 0.375	1.6 - 9.5	27MRF09	1000
27AMR1252187	Male Mini Rivet	0.500	12.7	2.312	58.7	0.062	1.6	0.125	3.2	0.125 - 2.188	3.2 - 55.6	27MRF12	1000

MALE / FEMALE RIVETS

MBR/27MRM/27MRF Series
Mini Barbed Rivets

LINE EXTENSION

Specifications:
- Material: UL94 V-2 Nylon 6/6
- Color: See Table

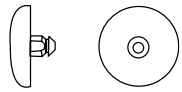

Male Mini Rivet

Features:
- Quick to install by simply pressing together
- Male and female parts sold separately
- Ideal for outdoor environments
- Resistant to corrosion, oil, abrasion and most chemicals

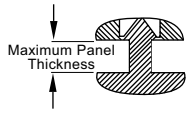

Female Mini Rivet

Item No.		Ø Hole		Max Panel Thickness		Head Ø		Head Thickness		Mating Part	Bulk Pack Qty
Natural	Black	in	mm	in	mm	in	mm	in	mm		
Male											
• 27MRM060010	• 27MRM060010B	0.063	1.6	0.010	0.25	0.250	6.4	0.050	1.3	• 27MRF06 or • 27MRF06B	1000
• 27MRM060020	• 27MRM060020B	0.063	1.6	0.020	0.51	0.250	6.4	0.050	1.3	• 27MRF06 or • 27MRF06B	1000
• 27MRM060030	• 27MRM060030B	0.063	1.6	0.030	0.76	0.250	6.4	0.050	1.3	• 27MRF06 or • 27MRF06B	1000
• 27MRM060045	• 27MRM060045B	0.063	1.6	0.045	1.14	0.250	6.4	0.050	1.3	• 27MRF06 or • 27MRF06B	1000
• 27MRM060062	• 27MRM060062B	0.063	1.6	0.062	1.57	0.250	6.4	0.050	1.3	• 27MRF06 or • 27MRF06B	1000
• 27MRM060075	• 27MRM060075B	0.063	1.6	0.075	1.91	0.250	6.4	0.050	1.3	• 27MRF06 or • 27MRF06B	1000
Female											
• 27MRF06	• 27MRF06B	—	—	—	—	0.250	6.4	0.050	1.3	• 27MRM06XXXX	1000
Male											
• 27MRM090020	• 27MRM090020B	0.094	2.4	0.020	0.5	0.375	9.5	0.075	1.9	• 27MRF09 or • 27MRF09B	1000
• 27MRM090032	• 27MRM090032B	0.094	2.4	0.032	0.8	0.375	9.5	0.075	1.9	• 27MRF09 or • 27MRF09B	1000
• 27MRM090045	• 27MRM090045B	0.094	2.4	0.045	1.1	0.375	9.5	0.075	1.9	• 27MRF09 or 27MRF09B	1000
• 27MRM090062	• 27MRM090062B	0.094	2.4	0.062	1.6	0.375	9.5	0.075	1.9	• 27MRF09 or • 27MRF09B	1000
• 27MRM090075	• 27MRM090075B	0.094	2.4	0.075	1.9	0.375	9.5	0.075	1.9	• 27MRF09 or • 27MRF09B	1000
• 27MRM090090	• 27MRM090090B	0.094	2.4	0.090	2.3	0.375	9.5	0.075	1.9	• 27MRF09 or • 27MRF09B	1000
• 27MRM090112	• 27MRM090112B	0.094	2.4	0.125	3.2	0.375	9.5	0.075	1.9	• 27MRF09 or • 27MRF09B	1000
• 27MRM090312	• 27MRM090312B	0.094	2.4	0.312	7.9	0.375	9.5	0.075	1.9	• 27MRF09 or • 27MRF09B	1000
Female											
• 27MRF09	• 27MRF09B	—	—	—	—	0.375	9.5	0.075	1.9	• 27MRM09XXXX	1000
Male											
• 27MRM125032	• 27MRM125032B	0.125	3.2	0.030	0.8	0.500	12.7	0.100	2.5	• 27MRF12 or • 27MRF12B	1000
• 27MRM125045	• 27MRM125045B	0.125	3.2	0.045	1.1	0.500	12.7	0.100	2.5	• 27MRF12 or • 27MRF12B	1000
• 27MRM125062	• 27MRM125062B	0.125	3.2	0.062	1.6	0.500	12.7	0.100	2.5	• 27MRF12 or • 27MRF12B	1000
• 27MRM125075	• 27MRM12507B	0.125	3.2	0.075	1.6	0.500	12.7	0.100	2.5	• 27MRF12 or • 27MRF12B	1000
MBRP1-100-01	—	0.125	3.2	0.100	2.5	0.500	12.7	0.100	2.5	MBRR1-01	1000
• 27MRM125125	• 27MRM125125B	0.125	3.2	0.125	3.2	0.500	12.7	0.100	2.5	• 27MRF12 or • 27MRF12B	1000
• 27MRM125143	• 27MRM125143B	0.125	3.2	0.143	3.6	0.500	12.7	0.100	2.5	• 27MRF12 or • 27MRF12B	1000
• 27MRM125187	• 27MRM125187B	0.125	3.2	0.187	4.8	0.500	12.7	0.100	2.5	• 27MRF12 or • 27MRF12B	1000
MBRP1-250-01	—	0.125	3.2	0.250	6.4	0.500	12.7	0.09	2.3	MBRR1-01	1000
• 27MRM125325	• 27MRM125325B	0.125	3.2	0.325	8.3	0.500	12.7	0.100	2.5	• 27MRF12 or • 27MRF12B	1000
Female											
MBRR1-01	—	—	—	—	—	0.400	10.2	0.100	2.5	MBRP1-XXX	1000
• 27MRF12	• 27MRF12B	—	—	—	—	0.500	12.7	0.100	2.5	• 27MRM125XXXX	1000

27STF/27STM Series
Snap Tacks

NEW

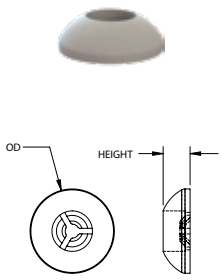

Fig. 1

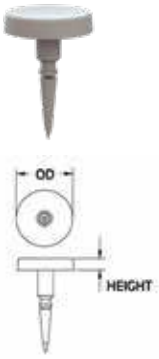

Fig. 2

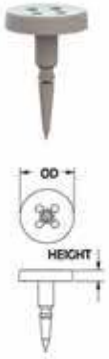

Fig. 3

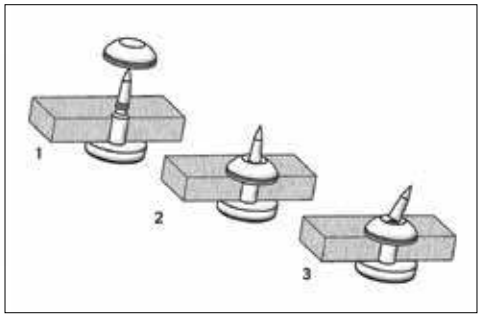

Specifications:
- Material: Tack: Acetal, Button: UL94 V-2 Nylon 6/6
- Color: Natural

Features:
- Sharp tack is inserted into the second detent of the retainer; once assembled, sharp end is broken off for final assembly
- Sharp point pierces soft material without the use of tools

Item No.	Fig.	Description	OD		Height		Ø Hole		Panel Thickness		Bulk Pack Qty
			in	mm	in	mm	in	mm	in	mm	
27STF375	1	Female Retainer	0.375	9.5	0.125	3.2	0.125	3.2	—	—	1000
27STM430062	2	Male Tack	0.438	11.1	0.094	2.4	0.125	3.2	0.062	1.6	1000
27STM430125	2	Male Tack	0.438	11.1	0.094	2.4	0.125	3.2	0.125	1.2	1000
27STM430188	2	Male Tack	0.438	11.1	0.094	2.4	0.125	3.2	0.188	4.8	1000
27STMB430188	3	Button Male Tack	0.438	11.1	0.094	2.4	0.125	3.2	0.188	4.8	1000

27MRF/27MRM Series
Male / Female Rivet

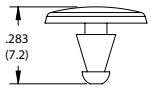

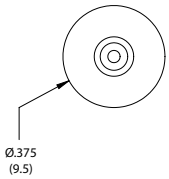

Fig. 1

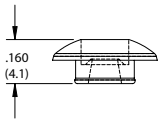

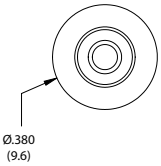

Fig. 2

Specifications:
- Material: UL94 V-2 Nylon 6/6
- Color: Natural

Features:
- Two-Piece male/female rivet is difficult to remove without damaging

Item No.	Fig.	Description	Ø Hole in	Ø Hole mm	Bulk Pack Qty
27MRF22	1	Female Retainer	0.213	5.4	1000
27MRM218125	2	Male Rivet	—	—	1000

27DM/27TM Series
Male / Female Snap Tacks

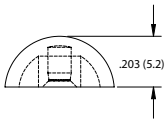

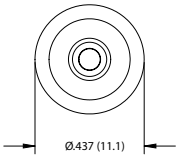

Fig. 1

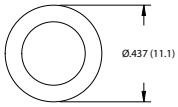

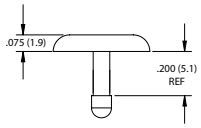

Fig. 2

Specifications:
- Material: UL94 V-2 Nylon 6/6
- Color: Natural

Features:
- Locking mechanism is totally enclosed to prevent tampering
- Can be used for a variety of thin panel fastening applications

Item No.	Fig.	Ø Hole in	Ø Hole mm	Panel Thickness in	Panel Thickness mm	Bulk Pack Qty
27DM070	1	0.080	2.0	0.188	4.8	1000
27TM070188	2	0.080	2.0	0.188	4.8	1000

8201 Series
Male / Female Push Clips



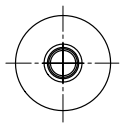

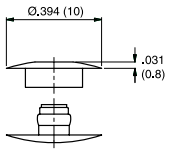

Specifications:
- Material: Nylon 6/6
- Color: See Table

Features:
- Low profile on both sides of the assembly
- Holds flat panels together
- Fast and easy clip in design
- Pack quantity includes 1000 each of male and female parts

Item No. White	Item No. Black	Ø Hole in	Ø Hole mm	Maximum Panel Thickness in	Maximum Panel Thickness mm	Bulk Pack Qty
8201020008VR	8201020001VR	0.236	6.0	0.087	2.2	1000
8201030008VR	8201030001VR	0.236	6.0	0.126	3.2	1000
8201040008VR	8201040001VR	0.236	6.0	0.165	4.2	1000
8201050008VR	8201050001VR	0.236	6.0	0.205	5.2	1000

MALE / FEMALE FASTENERS

01POST/27POST
Post and Screws

NEW

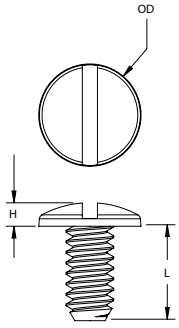

Screw

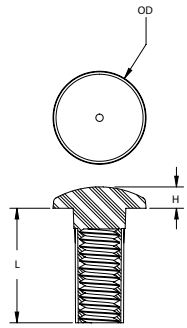

Post

Specifications:
- Material: Polycarbonate
- Color: Clear

Features:
- Strong and durable for industrial applications
- Screw and post are used togther; they are sold separately

Screw

Item No.	Thread	OD in	OD mm	H in	H mm	L in	L mm	Bulk Pack Qty
010832POST025PC	#8-32	0.355	9.0	0.093	2.4	0.250	6.4	1000
010832POST037PC	#8-32	0.406	10.3	0.093	2.4	0.375	9.5	1000

Post

Item No.	Thread	Ø Post in	Ø Post mm	L in	L mm	OD in	OD mm	H in	H mm	Mating Screw	Bulk Pack Qty
27POST8320250	#8-32	0.218	5.5	0.250	6.4	0.350	8.9	0.093	2.4	010832POST025PC	1000
27POST8320375	#8-32	0.218	5.5	0.375	9.5	0.406	10.3	0.093	2.4	010832POST037PC	1000
27POST8320500	#8-32	0.218	5.5	0.500	12.7	0.406	10.3	0.093	2.4	010832POST037PC	1000
27POST8320625	#8-32	0.218	5.5	0.625	15.9	0.406	10.3	0.093	2.4	010832POST037PC	1000
27POST8320750	#8-32	0.218	5.5	0.750	19.1	0.406	10.3	0.093	2.4	010832POST037PC	1000
27POST8320875	#8-32	0.218	5.5	0.875	22.2	0.406	10.3	0.093	2.4	010832POST037PC	1000
27POST8321000	#8-32	0.218	5.5	1.000	25.4	0.406	10.3	0.093	2.4	010832POST037PC	1000

27POSTNT/27PP
Post and Pin



NEW

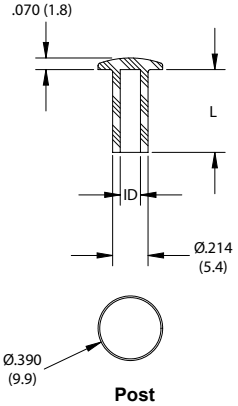

Post

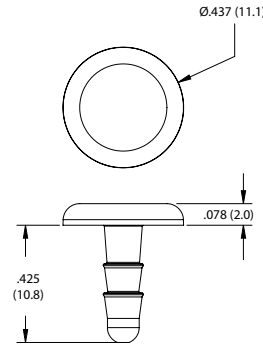

Pin

Specifications:
- Material: Post: Polyethylene
  Material: Pin: Polycarbonate
- Color: White

Features:
- A cost effective way for binding applications
- One size pin fits all lengths of posts; sold separately

Post

Item No.	ID in	ID mm	L in	L mm	Bulk Pack Qty
27POSTNT0500	0.122	3.1	0.500	12.7	1000
27POSTNT0625	0.122	3.1	0.625	15.9	1000
27POSTNT0750	0.122	3.1	0.750	19.1	1000
27POSTNT1000	0.122	3.1	1.000	25.4	1000
27POSTNT1250	0.122	3.1	1.250	31.8	500

Pin

Item No.	BulkPack Qty
27PP001	1000

27RSFP/27RSFK Series
Sign Fastener System

NEW

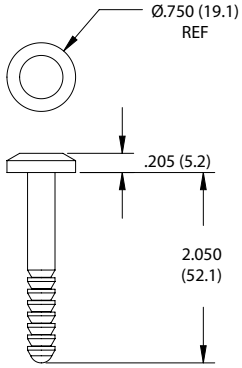

Pin

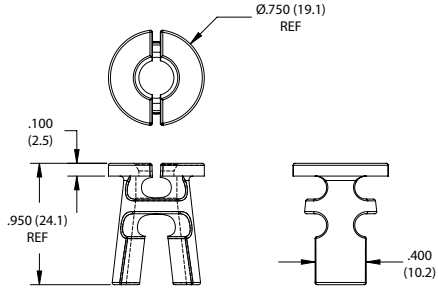

Keeper

Specifications:
- Material: Impact Modified Nylon 6/6
- Color: White

Features:
- For rapid assembly and dis-assembly
- Squeeze the bottom of the keeper to slide the pin in

Item No.	Description	Ø Hole		Panel Thickness		Bulk Pack Qty
		in	mm	in	mm	
27RSFP001	Pin	0.312	7.9	1.000 - 1.750	25.4 - 44.5	1000
27RSFK001	Keeper	0.312	7.9	1.000 - 1.750	25.4 - 44.5	1000

8501 Series
SR1990 Snap Fasteners

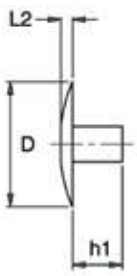

Female Washer

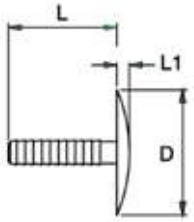

Male Clip

Specifications:
- Material:
  Female Washer: Low-Density Polyethylene
  Male Clip: Polypropylene
- Color: See Table

Features:
- Pack quantity includes 1000 each of male and female parts
- Ideal for fixing corrugated panel

Item No.			Ø Hole		Panel Thickness		Ø D	L	L1	L2	h1	Bulk Pack Qty
Black	White	Clear	in	mm	in	mm	in	in	in	in	in	
8502160901VR	**8502160908VR**	**8502160900VR**	0.315 - 0.787	8.0 - 20.0	0.236 - 0.394	6.0 - 10.0	1.181	0.551	0.118	0.118	0.236	1000
8502260901VR	**8502260908VR**	**8502260900VR**	0.315 - 0.787	8.0 - 20.0	0.236 - 0.394	6.0 - 22.0	1.181	1.102	0.118	0.118	0.236	1000
8502440901VR	**8502440908VR**	**8502440900VR**	0.315 - 0.787	8.0 - 20.0	0.787 - 1.575	20.0 - 40.0	1.181	1.732	0.118	0.118	0.236	1000
8501160901VR	**8501160908VR**	**8501160900VR**	0.315 - 0.787	8.0 - 20.0	0.472 - 0.709	12.0 - 18.0	1.181	0.551	0.118	0.118	0.472	1000
8501260901VR	**8501260908VR**	**8501260900VR**	0.315 - 0.787	8.0 - 20.0	0.472 - 1.181	12.0 - 30.0	1.181	1.102	0.118	0.118	0.472	1000
8501440901VR	**8501440908VR**	**8501440900VR**	0.315 - 0.787	8.0 - 20.0	0.472 - 1.811	12.0 - 46.0	1.181	1.732	0.118	0.118	0.472	1000
8501150901VR	**8501150908VR**	**8501150900VR**	0.197 - 0.630	5.0 - 10.0	0.000 - 0.315	0.0 - 8.0	0.591	0.591	0.079	0.138	0.000	1000
8501220901VR	**8501220908VR**	**8501220900VR**	0.197 - 0.630	5.0 - 10.0	0.000 - 0.630	0.0 - 16.0	0.591	0.866	0.079	0.138	.0000	1000

GROMMET NUTS

60SGN Series
Square Head Round Hole Grommet Nuts

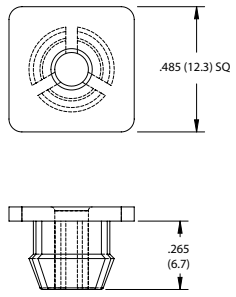

Specifications:
- Material: UL94 V-2 Nylon 6/6
- Color: Natural

Features:
- Provides a corrosion and vibration resistant connection
- Insulates areas of assembly from electrical and thermal transfer
- Eliminates the need for a nut; good for blind mounting
- Mounts with a self-tapping screw

Item No.	Ø Hole		Panel Thickness		Screw Size	Bulk Pack Qty
	in	mm	in	mm		
60SGN03300	0.300	7.6	0.031 - 0.135	0.8 - 3.4	#6	1000

60SGN Series
Square Head Double Split Square Hole Grommet Nuts

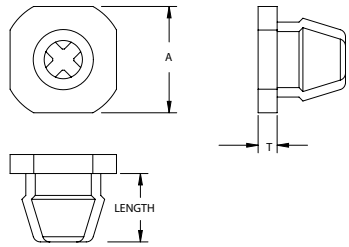

Specifications:
- Material: UL94 V-2 Nylon 6/6
- Color: Natural

Features:
- Provides a corrosion and vibration resistant connection
- Insulates areas of assembly from electrical and thermal transfer
- Mounts with a self-tapping screw

Item No.	Rect Hole Size		Panel Thickness		Screw Size	A x A		T		Length		Bulk Pack Qty
	in	mm	in	mm		in	mm	in	mm	in	mm	
60SGN01015	0.228 x 0.233	5.8 x 5.9	0.250 - 0.271	6.4 - 6.9	#8	0.375	9.5	0.031	0.8	0.406	10.3	1000
60SGN01025	0.250	6.4	0.093 - 0.275	0.9 - 7.0	#8	0.375	9.5	0.047	1.2	0.420	10.7	500
60SGN01030	0.303	7.7	0.031 - 0.145	0.8 - 3.7	#8-#10	0.435	11.1	0.062	1.6	0.270	6.9	1000
60SGN01019	0.305 x 0.310	7.8 x 7.9	0.125 - 0.135	3.2 - 3.4	#8	0.437	11.1	0.062	1.6	0.281	7.1	500
60SGN01018	0.310 x 0.315	7.9 x 8.0	0.110 - 0.115	2.8 - 2.9	#8	0.437	11.1	0.078	2.0	0.281	7.1	500
60SGN01128	0.330	8.4	0.031 - 0.125	0.8 - 3.5	#8	0.505	12.8	0.032	0.8	0.275	7.0	500
60SGN01021	0.375 x 0.390	9.5 x 9.9	0.230	5.5	1/4	0.625	15.9	0.080	2.0	0.438	11.1	1000
60SGN01010	0.377 x 0.382	9.6 x 9.7	0.125 - 0.130	3.2 - 3.3	#10	0.609	15.5	0.082	2.1	0.308	7.8	500
60SGN01181	0.410	10.4	0.031 - 0.062	0.8 - 1.6	1/4	0.630	16.0	0.140	3.6	0.280	7.1	500

MSNE
Spacer Nut

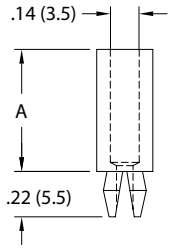

Specifications:
- Material: UL94 V-2 Nylon 6/6
- Color: Natural

Features:
- Square hole prevents rotation
- As screw is engaged, legs spread holding the spacer in place without use of a nut
- Mounts with a self-tapping screw

Item No.	Sq Hole Size		Panel Thickness		Screw Size	A		Bulk Pack Qty
	in	mm	in	mm		in	mm	
MSNE-2-01	0.169	4.3	0.063	1.6	#4	0.125	3.2	1000
MSNE-4M-01	0.169	4.3	0.063	1.6	#4	0.157	4.0	1000
MSNE-3-01	0.169	4.3	0.063	1.6	#4	0.188	4.8	1000
MSNE-6M-01	0.169	4.3	0.063	1.6	#4	0.240	6.1	1000
MSNE-4-01	0.169	4.3	0.063	1.6	#4	0.250	6.4	1000
MSNE-5-01	0.169	4.3	0.063	1.6	#4	0.313	7.9	1000
MSNE-8M-01	0.169	4.3	0.063	1.6	#4	0.313	8.0	1000
MSNE-6-01	0.169	4.3	0.063	1.6	#4	0.375	9.5	1000
MSNE-10M-01	0.169	4.3	0.063	1.6	#4	0.390	9.9	1000
MSNE-12M-01	0.169	4.3	0.063	1.6	#4	0.470	11.9	1000
MSNE-8-01	0.169	4.3	0.063	1.6	#4	0.500	12.7	1000
MSNE-10-01	0.169	4.3	0.063	1.6	#4	0.625	15.9	1000
MSNE-12-01	0.169	4.3	0.063	1.6	#4	0.750	19.1	1000
MSNE-16-01	0.169	4.3	0.063	1.6	#4	1.000	25.4	1000

60SGC Series
Closed Screw Spacer
Grommet Nuts

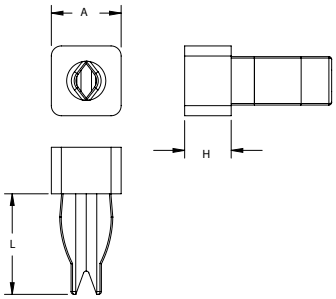

NEW

Specifications:
- Material: UL94 V-2 Nylon 6/6
- Color: Natural

Features:
- Fully encapsulates metal screws, providing electrical insulation and protection
- Creates a low cost, positive connection of thin gauge materials while eliminating cross threading
- Mounts with a self-tapping screw

Item No.	Rect Hole Size		Panel Thickness		Screw Size	A Square		H		L		Bulk Pack Qty
	in	mm	in	mm		in	mm	in	mm	in	mm	
60SGC00001	0.270 x 0.290	6.9 x 7.4	0.020 - 0.140	0.5 - 3.6	#8; #10	0.375	9.53	0.031	0.8	0.540	13.7	1000
60SGC00002	0.270 x 0.290	6.9 x 7.4	0.020 - 0.140	0.5 - 3.6	#8; #10	0.375	9.53	0.062	1.6	0.540	13.7	1000
60SGC00003	0.270 x 0.290	6.9 x 7.4	0.020 - 0.140	0.5 - 3.6	#8; #10	0.375	9.53	0.125	3.2	0.540	13.7	1000
60SGC00004	0.270 x 0.290	6.9 x 7.4	0.020 - 0.140	0.5 - 3.6	#8; #10	0.375	9.53	0.250	6.4	0.540	13.7	500
60SGC00005	0.309 x 0.315	7.9 x 8.0	0.020 - 0.140	0.5 - 3.6	#8; #10	0.437	11.1	0.031	0.8	0.540	13.7	1000
60SGC00006	0.309 x 0.315	7.9 x 8.0	0.020 - 0.140	0.5 - 3.6	#8; #10	0.437	11.1	0.062	1.6	0.540	13.7	1000
60SGC00007	0.309 x 0.315	7.9 x 8.0	0.020 - 0.140	0.5 - 3.6	#8; #10	0.437	11.1	0.125	3.2	0.540	13.7	500
60SGC00008	0.309 x 0.315	7.9 x 8.0	0.020 - 0.140	0.5 - 3.6	#8; #10	0.437	11.1	0.250	6.4	0.540	13.7	1000

EG
Expansion Grommet

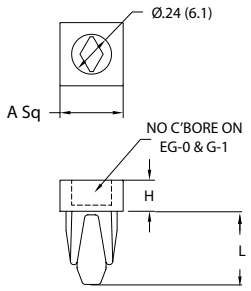

Specifications:
- Material: UL94 V-2 Nylon 6/6
- Color: Natural

Features:
- Rectangular hole prevents rotation
- As screw is engaged, legs spread holding the spacer in place without use of a nut
- Fully encapsulates metal screws, providing electrical insulation and protection
- Mounts with a self-tapping screw

Item No.	Rect Hole Size		Panel Thickness		Screw Size	A Square		H		L		Bulk Pack Qty
	in	mm	in	mm		in	mm	in	mm	in	mm	
EG-0-01	0.260 x 0.305	6.6 x 7.8	0.020 - 0.076	0.5 - 1.9	#8; #10	0.38	9.6	0.031	0.8	0.44	11.1	1000
EG-1-01	0.260 x 0.305	6.6 x 7.8	0.020 - 0.076	0.5 - 1.9	#8; #10	0.38	9.6	0.063	1.6	0.44	11.1	1000
EG-2-01	0.260 x 0.305	6.6 x 7.8	0.020 - 0.076	0.5 - 1.9	#8; #10	0.38	9.6	0.125	3.2	0.44	11.1	1000
EG-3-01	0.260 x 0.305	6.6 x 7.8	0.020 - 0.076	0.5 - 1.9	#8; #10	0.38	9.6	0.188	4.8	0.44	11.1	1000
EG-4-01	0.260 x 0.305	6.6 x 7.8	0.020 - 0.076	0.5 - 1.9	#8; #10	0.38	9.6	0.250	6.4	0.44	11.1	1000
EG-5-01	0.260 x 0.305	6.6 x 7.8	0.020 - 0.076	0.5 - 1.9	#8; #10	0.38	9.6	0.313	7.9	0.44	11.1	1000
EG-6-01	0.260 x 0.305	6.6 x 7.8	0.020 - 0.076	0.5 - 1.9	#8; #10	0.38	9.6	0.375	9.5	0.44	11.1	1000
EG-7-01	0.260 x 0.305	6.6 x 7.8	0.020 - 0.076	0.5 - 1.9	#8; #10	0.38	9.6	0.438	11.1	0.44	11.1	1000
EG-8-01	0.260 x 0.305	6.6 x 7.8	0.020 - 0.076	0.5 - 1.9	#8; #10	0.38	9.6	0.500	12.7	0.44	11.1	1000

60SPG/60SGC Series
Closed Screw Spacer Grommet Nuts

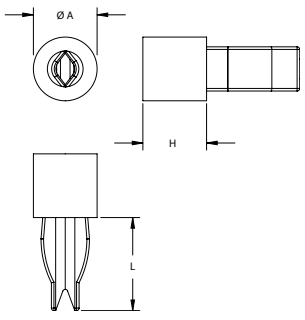

NEW

Specifications:
- Material: UL94 V-2 Nylon 6/6
- Color: Natural

Features:
- Insulates areas of assembly from electrical and thermal transfer
- Creates a low cost, positive connection of thin gauge materials while eliminating cross threading
- Mounts with a self-tapping screw

Item No.	Rect Hole Size		Panel Thickness		Screw Size	Ø A		H		L		Bulk Pack Qty
	in	mm	in	mm		in	mm	in	mm	in	mm	
60SGC00010	0.250 x 0.281	6.4 x 7.1	0.020 - 0.140	0.5 - 3.6	#8; #10	0.375	9.5	0.125	3.2	0.438	11.1	500
60SPG00001	0.270 x 0.290	6.9 x 7.4	0.020 - 0.140	0.5 - 3.6	#8; #10	0.375	9.5	0.125	3.2	0.548	13.9	1000
60SPG00002	0.270 x 0.290	6.9 x 7.4	0.020 - 0.140	0.5 - 3.6	#8; #10	0.375	9.5	0.187	4.8	0.548	13.9	1000
60SPG00003	0.270 x 0.290	6.9 x 7.4	0.020 - 0.140	0.5 - 3.6	#8; #10	0.375	9.5	0.250	6.4	0.548	13.9	500
60SPG00004	0.270 x 0.290	6.9 x 7.4	0.020 - 0.140	0.5 - 3.6	#8; #10	0.375	9.5	0.312	7.9	0.548	13.9	1000
60SPG00005	0.270 x 0.290	6.9 x 7.4	0.020 - 0.140	0.5 - 3.6	#8; #10	0.375	9.5	0.375	9.5	0.548	13.9	1000
60SPG00006	0.270 x 0.290	6.9 x 7.4	0.020 - 0.140	0.5 - 3.6	#8; #10	0.375	9.5	0.500	12.7	0.548	13.9	1000

GROMMET NUTS / ACETAL RIVETS

60SGN Series
Closed Grommet Nuts

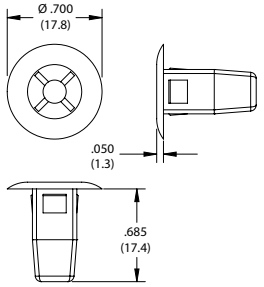

NEW

Specifications:
- Material: UL94 V-2 Nylon 6/6
- Color: Natural

Features:
- Provides a corrosion and vibration resistant connection
- Insulates areas of assembly from electrical and thermal transfer
- Mounts with a self-tapping screw

Item No.	Sq Hole Size		Panel Thickness		Screw Size	Bulk Pack Qty
	in	mm	in	mm		
60SGN01402	0.355 x 0.355	9.0 - 9.0	0.062 - 0.350	1.6 - 8.8	#10	500

SN Series
Closed Spacer Nut

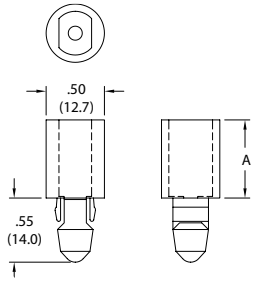

Specifications:
- Material: UL94 HB Polycarbonate
- Color: Clear

Features:
- Fully encapsulates the screw
- Mounts with a metal #8 self-tapping screw
- When the screw is fully engaged, the bottom tabs break free, allowing expansion of the bottom "wings" and locking it in place

Item No.	Ø Hole		Panel Thickness		Screw Size	Ø Head		A		Bulk Pack Qty
	in	mm	in	mm		in	mm	in	mm	
SN-125	0.312	7.9	0.063	1.6	#8	0.50	12.7	0.125	3.2	1000
SN-187	0.312	7.9	0.063	1.6	#8	0.50	12.7	0.187	4.7	1000
SN-250	0.312	7.9	0.063	1.6	#8	0.50	12.7	0.250	6.4	1000
SN-312	0.312	7.9	0.063	1.6	#8	0.50	12.7	0.312	7.9	1000
SN-375	0.312	7.9	0.063	1.6	#8	0.50	12.7	0.375	9.5	1000
SN-500	0.312	7.9	0.063	1.6	#8	0.50	12.7	0.500	12.7	1000

26RIV Series
Molded Acetal Rivets

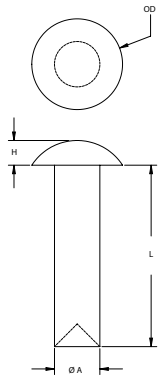

NEW

Specifications:
- Material: Acetal
- Color: Natural

Features:
- Inserted into punched or predrilled holes and used in structural applications
- Joins different workpieces together
- Resists moisture, solvents, fuel and wear

Item No.	Ø A		OD		H		L		Bulk Pack Qty
	in	mm	in	mm	in	mm	in	mm	
26RIV001	0.085	2.2	0.143	3.6	0.058	1.5	0.125	3.2	1000
26RIV002	0.085	2.2	0.143	3.6	0.058	1.5	0.188	4.8	1000
26RIV003	0.085	2.2	0.143	3.6	0.058	1.5	0.250	6.4	1000
26RIV004	0.085	2.2	0.143	3.6	0.058	1.5	0.313	7.9	1000
26RIV005	0.085	2.2	0.143	3.6	0.058	1.5	0.375	9.5	1000
26RIV006	0.085	2.2	0.143	3.6	0.058	1.5	0.438	11.1	1000
26RIV007	0.085	2.2	0.143	3.6	0.058	1.5	0.500	12.7	1000
26RIV011	0.125	3.2	0.250	6.4	0.068	1.7	0.125	3.2	1000
26RIV012	0.125	3.2	0.250	6.4	0.068	1.7	0.188	4.8	1000
26RIV013	0.125	3.2	0.250	6.4	0.068	1.7	0.250	6.4	1000
26RIV014	0.125	3.2	0.250	6.4	0.068	1.7	0.313	7.9	1000
26RIV015	0.125	3.2	0.250	6.4	0.068	1.7	0.375	9.5	1000
26RIV016	0.125	3.2	0.250	6.4	0.068	1.7	0.438	11.1	1000
26RIV017	0.125	3.2	0.250	6.4	0.068	1.7	0.500	12.7	1000
26RIV018	0.125	3.2	0.250	6.4	0.068	1.7	0.563	14.3	1000
26RIV019	0.125	3.2	0.250	6.4	0.068	1.7	0.625	15.9	1000
26RIV020	0.125	3.2	0.250	6.4	0.068	1.7	0.688	17.5	1000
26RIV021	0.125	3.2	0.218	5.5	0.090	2.3	0.125	3.2	1000
26RIV022	0.125	3.2	0.218	5.5	0.090	2.3	0.188	4.8	1000
26RIV023	0.125	3.2	0.218	5.5	0.090	2.3	0.250	6.4	1000
26RIV024	0.125	3.2	0.218	5.5	0.090	2.3	0.313	7.9	1000
26RIV025	0.125	3.2	0.218	5.5	0.090	2.3	0.375	9.5	1000
26RIV026	0.125	3.2	0.218	5.5	0.090	2.3	0.500	12.7	1000
26RIV050	0.125	3.2	0.255	6.5	0.051	1.3	0.250	6.4	1000
26RIV055	0.125	3.2	0.255	6.5	0.051	1.3	0.375	9.5	1000

SCREW COVERS & CAPS

HBG Series
Ohio Nut and Bolt Caps

Specifications:
- Material: Elastomeric Polyethylene
- Color: Grey

Features:
- Low-cost alternative to adjustable swivel glides
- Used in conjunction with Ohio Nut and Bolt parts, capping the head of the bolt with a non-skid, non-marking elastomeric cap

Item No.	Bolt Size	Head Ø		Head Thickness		Bulk Pack Qty
		in	mm	in	mm	
HBG1010A	5/16-18 & M8	0.750	19.1	0.093	2.4	5000
HBG1020A	3/8-16 & M10	0.875	22.2	0.125	3.2	3800
HBG1030A	1/2-13	1.062	27.0	0.156	4.0	2200

SCC/SCB Series
Secure Bolt Cover Base & Caps

Specifications:
- Material: Polypropylene
- Color: See Table

Features:
- To cover bolt head or nut
- Cap design snaps securely into base (sold separately)
- Able to mix and match colors for the cap and base

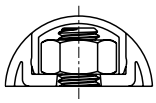

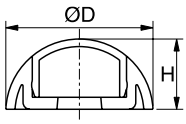

Item No.						Fits Bolt and Nut		Ø D	H	Bulk Pack Qty
White		Black		Red						
Cap	Base	Cap	Base	Cap	Base	Std	Metric	in	in	
SCC003W	SCB003W	SCC003B	SCB003B	SCC003R	SCB003R	—	M6	0.984	0.472	250
SCC005W	SCB005W	SCC005B	SCB005B	SCC005R	SCB005R	5/16	M8	1.260	0.551	250
SCC010W	SCB010W	SCC010B	SCB010B	SCC010R	SCB010R	3/8	M10	1.496	0.669	100
SCC015W	SCB015W	SCC015B	SCB015B	SCC015R	SCB015R	7/16	M12	1.693	0.807	100

Item No.						Fits Bolt and Nut		Ø D	H	Bulk Pack Qty
Blue		Green		Yellow						
Cap	Base	Cap	Base	Cap	Base	Std	Metric	in	in	
SCC003BL	SCB003BL	SCC003G	SCB003G	SCC003Y	SCB003Y	—	M6	0.984	0.472	250
SCC005BL	SCB005BL	SCC005G	SCB005G	SCC005Y	SCB005Y	5/16	M8	1.260	0.551	250
SCC010BL	SCB010BL	SCC010G	SCB010G	SCC010Y	SCB010Y	3/8	M10	1.496	0.669	100
SCC015BL	SCB015BL	SCC015G	SCB015G	SCC015Y	SCB015Y	7/16	M12	1.693	0.807	100

BNC Series
Bolt and Nut Caps

Specifications:
- Material: Low-Density Polyethylene with UV Stabilizer
- Color: See Table

Features:
- Protects against weathering and tampering
- Enhances finished appearance

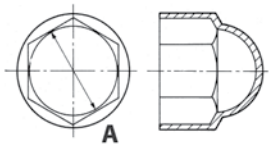

Item No.		Fits Bolt Size	Ø A		Bulk Pack Qty
Black	White		in	mm	
BNC0189A	BNC0189B	#10	0.306	7.8	1000
BNC0250A	BNC0250B	1/4	0.425	10.8	5000
BNC0312A	BNC0312B	5/16	0.484	12.3	1000
BNC0375A	BNC0375B	3/8	0.550	14.0	1000
BNC0437A	BNC0437B	7/16	0.622	15.8	2500
BNC0500A	BNC0500B	1/2	0.740	18.8	2000
BNC0625A	BNC0625B	5/8	0.937	23.8	1000
BNC05A	BNC05B	5mm	0.311	7.9	5000

Item No.		Fits Bolt Size	Ø A		Bulk Pack Qty
Black	White		in	mm	
BNC06A	BNC06B	6mm	0.386	9.8	5000
BNC08A	BNC08B	8mm	0.504	12.8	5000
BNC10A	BNC10B	10mm	0.661	16.8	2500
BNC14A	BNC14B	14mm	0.858	21.8	1200
BNC18A	BNC18B	18mm	1.055	26.8	1500
BNC20A	BNC20B	20mm	1.173	29.8	1200
BNC22A	BNC22B	22mm	1.252	31.8	800
BNC24A	BNC24B	24mm	1.406	35.7	500

SCREW CAPS / LICENSE PLATE HOLDERS

USC Series
Screw Caps

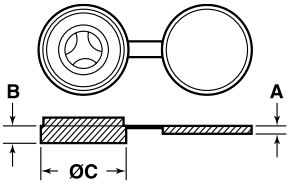

Fig. 1

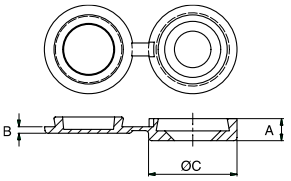

Fig. 2

Specifications:
- Material: Polypropylene
- Color: See Table

Features:
- Neatly hides screw heads from view
- Will suit most types of screw heads
- Cap is attached to the washer by a hinge, which folds neatly when cap is snapped together

Item No.	Color	Fig	Fits Screw	A		B		Ø C		Bulk Pack Qty
				in	mm	in	mm	in	mm	
USC6810A	White	2	#6 to #12 and M3.5 to M6	0.039	1.0	0.134	3.4	0.535	13.6	5000
USC6810C	Black	2	#6 to #12 and M3.5 to M6	0.039	1.0	0.134	3.4	0.535	13.6	5000

CH Series
Cross Head Screw Caps

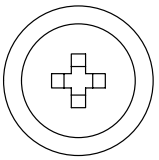

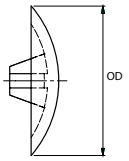

Specifications:
- Material: Low-Density Polyethylene
- Color: White

Features:
- Provides excellent concealment and protection of cross-head screws

Item No.	OD		Fits Drive Size	Bulk Pack Qty
	in	mm		
CH2A	0.492	12.5	#2	20000
CH3A	0.551	14.0	#3	20000
CH4A	0.709	18.0	#4	10000

012520LP/0425020LPN
License Plate Fasteners

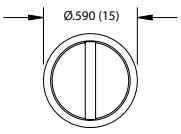

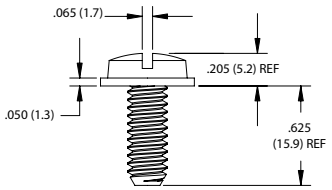

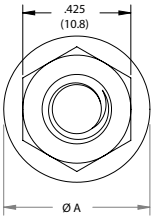

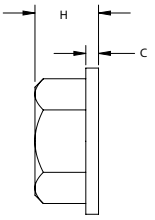

Specifications:
- Material: UL94 V-2 Nylon 6/6
- Color: Natural

Features:
- Resistant to corrosion, vibration, oil and most chemicals
- Ideal for outdoor use

Screw

Item No.	Thread	Bulk Pack Qty
012520LP062	1/4-20	500

Nut

Item No.	Thread	Ø A		H		C		Bulk Pack Qty
		in	mm	in	mm	in	mm	
0425020LPN	1/4-20	0.575	14.6	0.250	6.4	0.050	1.3	500
0425020LPNS	1/4-20	0.685	17.4	0.235	6.0	0.035	0.9	500

NSP/01PW/01W Series
Phillips Pan Head Screw

LINE EXTENSION

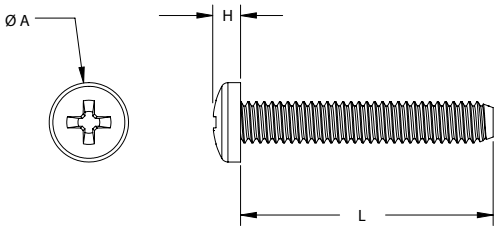

Specifications:
- Material: UL94 V-2 Nylon 6/6
- Color: Natural

Item No.	Thread	Length in	H in	Ø A in	Bulk Pack Qty
010080PW012	#0-80	0.125	0.039	0.104 - 0.115	1000
010080PW018	#0-80	0.188	0.039	0.104 - 0.115	1000
010080PW025	#0-80	0.250	0.039	0.104 - 0.115	1000
010256PW009	#2-56	0.094	0.055	0.155 - 0.166	1000
010632PW009	#6-32	0.094	0.092	0.256 - 0.270	1000
010632PW012	#6-32	0.125	0.092	0.256 - 0.270	1000
010632PW015	#6-32	0.156	0.092	0.256 - 0.270	1000
010632PW018	#6-32	0.188	0.092	0.256 - 0.270	1000
010632PW025	#6-32	0.250	0.092	0.256 - 0.270	1000
010632PW031	#6-32	0.313	0.092	0.256 - 0.270	1000
010632PW037	#6-32	0.375	0.092	0.256 - 0.270	1000
010632PW043	#6-32	0.438	0.092	0.256 - 0.270	1000
010632PW050	#6-32	0.500	0.092	0.256 - 0.270	1000
010632PW056	#6-32	0.563	0.092	0.256 - 0.270	1000
010632PW062	#6-32	0.625	0.092	0.256 - 0.270	1000
010632PW068	#6-32	0.688	0.092	0.256 - 0.270	1000
010632PW075	#6-32	0.750	0.092	0.256 - 0.270	1000
010632PW087	#6-32	0.875	0.092	0.256 - 0.270	1000
010632PW100	#6-32	1.000	0.092	0.256 - 0.270	1000
010632PW112	#6-32	1.125	0.092	0.256 - 0.270	1000
010632PW125	#6-32	1.250	0.092	0.256 - 0.270	1000
010632PW150	#6-32	1.500	0.092	0.256 - 0.270	1000
010632PW162	#6-32	1.625	0.092	0.256 - 0.270	1000
010632PW175	#6-32	1.750	0.092	0.256 - 0.270	1000
001632PW187	#6-32	1.875	0.092	0.256 - 0.270	1000
010632PW200	#6-32	2.000	0.092	0.256 - 0.270	1000
010632PW225	#6-32	2.250	0.092	0.256 - 0.270	1000
010640PW025	#6-40	0.250	0.092	0.256 - 0.270	1000
010640PW037	#6-40	0.375	0.092	0.256 - 0.270	1000
010640PW075	#6-40	0.750	0.092	0.256 - 0.270	1000
010640PW100	#6-40	1.000	0.092	0.256 - 0.270	1000
010832PW012	#8-32	0.125	0.110	0.306 - 0.322	1000
010832PW018	#8-32	0.188	0.110	0.306 - 0.322	1000
010832PW025	#8-32	0.250	0.110	0.306 - 0.322	1000
010832PW028	#8-32	0.281	0.110	0.306 - 0.322	1000
010832PW031	#8-32	0.313	0.110	0.306 - 0.322	1000
010832PW037	#8-32	0.375	0.110	0.306 - 0.322	1000
010832PW043	#8-32	0.438	0.110	0.306 - 0.322	1000
010832PW050	#8-32	0.500	0.110	0.306 - 0.322	1000
010832PW062	#8-32	0.625	0.110	0.306 - 0.322	1000
010832PW075	#8-32	0.750	0.110	0.306 - 0.322	1000
010832PW087	#8-32	0.875	0.110	0.306 - 0.322	1000
010832PW100	#8-32	1.000	0.110	0.306 - 0.322	1000
010832PW112	#8-32	1.125	0.110	0.306 - 0.322	1000
010832PW125	#8-32	1.250	0.110	0.306 - 0.322	1000
010832PW137	#8-32	1.375	0.110	0.306 - 0.322	500
010832PW150	#8-32	1.500	0.110	0.306 - 0.322	500
010832PW165	#8-32	1.656	0.110	0.306 - 0.322	500
010832PW175	#8-32	1.750	0.110	0.306 - 0.322	500
010832PW187	#8-32	1.875	0.110	0.306 - 0.322	500
010832PW200	#8-32	2.000	0.110	0.306 - 0.322	500

Item No.	Thread	Length in	H in	Ø A in	Bulk Pack Qty
010832PW229	#8-32	2.297	0.110	0.306 - 0.322	500
011024PW012	#10-24	0.125	0.150	0.357 - 0.373	1000
011024PW018	#10-24	0.188	0.150	0.357 - 0.373	1000
011024PW025	#10-24	0.250	0.150	0.357 - 0.373	1000
011024PW031	#10-24	0.313	0.150	0.357 - 0.373	1000
011024PW037	#10-24	0.375	0.150	0.357 - 0.373	1000
011024PW050	#10-24	0.500	0.150	0.357 - 0.373	1000
011024PW062	#10-24	0.625	0.150	0.357 - 0.373	1000
011024PW075	#10-24	0.750	0.150	0.357 - 0.373	1000
011024PW100	#10-24	1.000	0.150	0.357 - 0.373	500
011024PW125	#10-24	1.250	0.150	0.357 - 0.373	500
011024PW150	#10-24	1.500	0.150	0.357 - 0.373	500
011024PW225	#10-24	2.250	0.150	0.357 - 0.373	500
011032PW012	#10-32	0.125	0.150	0.357 - 0.373	1000
011032PW018	#10-32	0.188	0.150	0.357 - 0.373	1000
011032PW025	#10-32	0.250	0.150	0.357 - 0.373	1000
011032PW031	#10-32	0.313	0.150	0.357 - 0.373	1000
011032PW037	#10-32	0.375	0.150	0.357 - 0.373	1000
011032PW043	#10-32	0.438	0.150	0.357 - 0.373	1000
011032PW050	#10-32	0.500	0.150	0.357 - 0.373	1000
011032PW062	#10-32	0.625	0.150	0.357 - 0.373	1000
011032PW075	#10-32	0.750	0.150	0.357 - 0.373	500
011032PW081	#10-32	1.188	0.150	0.357 - 0.373	500
011032PW087	#10-32	0.875	0.150	0.357 - 0.373	500
011032PW100	#10-32	1.000	0.150	0.357 - 0.373	500
011032PW106	#10-32	1.063	0.150	0.357 - 0.373	500
011032PW125	#10-32	1.250	0.150	0.357 - 0.373	1000
011032PW150	#10-32	1.500	0.150	0.357 - 0.373	500
011032PW175	#10-32	1.750	0.150	0.357 - 0.373	500
011032PW200	#10-32	2.000	0.150	0.357 - 0.373	500
012520PW025	1/4-20	0.250	0.198	0.473 - 0.492	1000
012520PW031	1/4-20	0.313	0.198	0.473 - 0.492	1000
012520PW037	1/4-20	0.375	0.198	0.473 - 0.492	500
012520PW050	1/4-20	0.500	0.198	0.473 - 0.492	500
012520PW062	1/4-20	0.625	0.198	0.473 - 0.492	500
012520PW075	1/4-20	0.750	0.198	0.473 - 0.492	500
012520PW087	1/4-20	0.875	0.198	0.473 - 0.492	500
012520PW100	1/4-20	1.000	0.198	0.473 - 0.492	500
012520PW125	1/4-20	1.250	0.198	0.473 - 0.492	500
012520PW150	1/4-20	1.500	0.198	0.473 - 0.492	500
012520PW175	1/4-20	1.750	0.198	0.473 - 0.492	500
012520PW200	1/4-20	2.000	0.198	0.473 - 0.492	500
012520PW250	1/4-20	2.500	0.198	0.473 - 0.492	500
012528PW018	1/4-28	0.188	0.198	0.473 - 0.492	500
012528PW025	1/4-28	0.250	0.198	0.473 - 0.492	500
012528PW037	1/4-28	0.375	0.198	0.473 - 0.492	500
012528PW043	1/4-28	0.438	0.198	0.473 - 0.492	500
012528PW050	1/4-28	0.500	0.198	0.473 - 0.492	500
012528PW062	1/4-28	0.625	0.198	0.473 - 0.492	500
012528PW075	1/4-28	0.750	0.198	0.473 - 0.492	500
012528PW100	1/4-28	1.000	0.198	0.473 - 0.492	1000

PLASTIC SCREWS

01WPC Series
Transparent Phillips Pan Head Screw

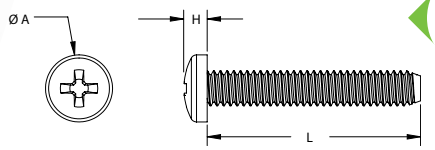

NEW

Specifications:
- Material: UL94 V-2 Polycarbonate
- Color: Transparent

Features:
- Exceptionally high impact strength
- Polycarbonate is unaffected by greases, oils & detergents

Item No.	Thread	Length in	H in	Ø A in	Bulk Pack Qty
010256W012PC	#2-56	0.125	0.155 - 0.167	0.053 - 0.062	1000
010256W018PC	#2-56	0.188	0.155 - 0.167	0.053 - 0.062	1000
010256W025PC	#2-56	0.250	0.155 - 0.167	0.053 - 0.062	1000
010256W037PC	#2-56	0.375	0.155 - 0.167	0.053 - 0.062	1000
010256W050PC	#2-56	0.500	0.155 - 0.167	0.053 - 0.062	1000
010440W018PC	#4-40	0.188	0.205 - 0.219	0.070 - 0.080	1000
010440W025PC	#4-40	0.250	0.205 - 0.219	0.070 - 0.080	1000
010440W028PC	#4-40	0.281	0.205 - 0.219	0.070 - 0.080	1000
010440W037PC	#4-40	0.375	0.205 - 0.219	0.070 - 0.080	1000
010440W050PC	#4-40	0.500	0.205 - 0.219	0.070 - 0.080	1000
010632W025PC	#6-32	0.250	0.256 - 0.270	0.087 - 0.097	1000
010632W037PC	#6-32	0.375	0.256 - 0.270	0.087 - 0.097	1000
010632W050PC	#6-32	0.500	0.256 - 0.270	0.087 - 0.097	1000
010632W062PC	#6-32	0.625	0.256 - 0.270	0.087 - 0.097	1000

Item No.	Thread	Length in	H in	Ø A in	Bulk Pack Qty
010632W075PC	#6-32	0.750	0.256 - 0.270	0.087 - 0.097	1000
010832W012PC	#8-32	0.125	0.306 - 0.322	0.105 - 0.115	1000
010832W025PC	#8-32	0.250	0.306 - 0.322	0.105 - 0.115	1000
010832W037PC	#8-32	0.375	0.306 - 0.322	0.105 - 0.115	1000
010832W050PC	#8-32	0.500	0.306 - 0.322	0.105 - 0.115	1000
010832W062PC	#8-32	0.625	0.306 - 0.322	0.105 - 0.115	1000
010832W075PC	#8-32	0.750	0.306 - 0.322	0.105 - 0.115	1000
011032W025PC	#10-32	0.250	0.357 - 0.373	0.122 - 0.133	1000
011032W037PC	#10-32	0.375	0.357 - 0.373	0.122 - 0.133	1000
011032W050PC	#10-32	0.500	0.357 - 0.373	0.122 - 0.133	1000
011032W062PC	#10-32	0.625	0.357 - 0.373	0.122 - 0.133	1000
011032W075PC	#10-32	0.750	0.357 - 0.373	0.122 - 0.133	500
011032W100PC	#10-32	1.000	0.357 - 0.373	0.122 - 0.133	500

50P Series
Metric Phillips Pan Head Screw

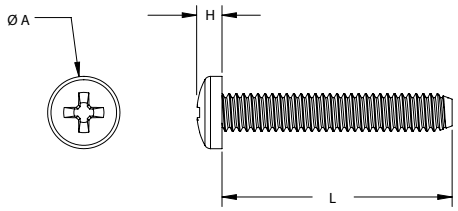

NEW

Specifications:
- Material: UL94 V-2 Nylon 6/6
- Color: Natural

Item No.	Thread	L mm	H mm	Ø A mm	Bulk Pack Qty
50M020040P004	M2 x 0.4	4.0	1.4 - 1.6	3.7 - 4.0	1000
50M020040P005	M2 x 0.4	5.0	1.4 - 1.6	3.7 - 4.0	1000
50M020040P006	M2 x 0.4	6.0	1.4 - 1.6	3.7 - 4.0	1000
50M020040P008	M2 x 0.4	8.0	1.4 - 1.6	3.7 - 4.0	1000
50M020040P010	M2 x 0.4	10.0	1.4 - 1.6	3.7 - 4.0	1000
50M020040P012	M2 x 0.4	12.0	1.4 - 1.6	3.7 - 4.0	1000
50M020040P016	M2 x 0.4	16.0	1.4 - 1.6	3.7 - 4.0	1000
50M020040P020	M2 x 0.4	20.0	1.4 - 1.6	3.7 - 4.0	1000
50M020040P025	M2 x 0.4	25.0	1.4 - 1.6	3.7 - 4.0	1000
50M025045P004	M2.5 x 0.45	4.0	1.9 - 2.1	4.7 - 5.0	1000
50M025045P005	M2.5 x 0.45	5.0	1.9 - 2.1	4.7 - 5.0	1000
50M025045P006	M2.5 x 0.45	6.0	1.9 - 2.1	4.7 - 5.0	1000
50M025045P008	M2.5 x 0.45	8.0	1.9 - 2.1	4.7 - 5.0	1000
50M025045P010	M2.5 x 0.45	10.0	1.9 - 2.1	4.7 - 5.0	1000
50M025045P012	M2.5 x 0.45	12.0	1.9 - 2.1	4.7 - 5.0	1000
50M025045P016	M2.5 x 0.45	16.0	1.9 - 2.1	4.7 - 5.0	1000
50M025045P020	M2.5 x 0.45	20.0	1.9 - 2.1	4.7 - 5.0	1000
50M025045P025	M2.5 x 0.45	25.0	1.9 - 2.1	4.7 - 5.0	1000
50M030050P003	M3 x 0.5	3.0	2.2 - 2.4	5.3 - 5.6	1000
50M030050P004	M3 x 0.5	4.0	2.2 - 2.4	5.3 - 5.6	1000
50M030050P005	M3 x 0.5	5.0	2.2 - 2.4	5.3 - 5.6	1000
50M030050P006	M3 x 0.5	6.0	2.2 - 2.4	5.3 - 5.6	1000
50M030050P008	M3 x 0.5	8.0	2.2 - 2.4	5.3 - 5.6	1000
50M030050P010	M3 x 0.5	10.0	2.2 - 2.4	5.3 - 5.6	1000
50M030050P012	M3 x 0.5	12.0	2.2 - 2.4	5.3 - 5.6	1000
50M030050P016	M3 x 0.5	16.0	2.2 - 2.4	5.3 - 5.6	1000
50M030050P020	M3 x 0.5	20.0	2.2 - 2.4	5.3 - 5.6	1000
50M030050P025	M3 x 0.5	25.0	2.2 - 2.4	5.3 - 5.6	1000
50M030050P030	M3 x 0.5	30.0	2.2 - 2.4	5.3 - 5.6	1000
50M030050P035	M3 x 0.5	35.0	2.2 - 2.4	5.3 - 5.6	500
50M030050P042	M3 x 0.5	42.0	2.2 - 2.4	5.3 - 5.6	1000
50M035060P005	M3.5 x 0.6	5.0	2.3 - 2.6	6.6 - 7.0	1000
50M035060P006	M3.5 x 0.6	6.0	2.3 - 2.6	6.6 - 7.0	1000
50M035060P007	M3.5 x 0.6	7.0	2.3 - 2.6	6.6 - 7.0	1000
50M035060P008	M3.5 x 0.6	8.0	2.3 - 2.6	6.6 - 7.0	1000
50M035060P010	M3.5 x 0.6	10.0	2.3 - 2.6	6.6 - 7.0	1000
50M035060P012	M3.5 x 0.6	12.0	2.3 - 2.6	6.6 - 7.0	1000
50M035060P016	M3.5 x 0.6	16.0	2.3 - 2.6	6.6 - 7.0	1000
50M035060P020	M3.5 x 0.6	20.0	2.3 - 2.6	6.6 - 7.0	1000
50M035060P025	M3.5 x 0.6	25.0	2.3 - 2.6	6.6 - 7.0	1000
50M035060P035	M3.5 x 0.6	35.0	2.3 - 2.6	6.6 - 7.0	1000
50M035060P042	M3.5 x 0.6	42.0	2.3 - 2.6	6.6 - 7.0	1000
50M040070P003	M4 x 0.7	3.0	2.8 - 3.1	7.6 - 8.0	1000
50M040070P006	M4 x 0.7	6.0	2.8 - 3.1	7.6 - 8.0	1000
50M040070P008	M4 x 0.7	8.0	2.8 - 3.1	7.6 - 8.0	1000
50M040070P010	M4 x 0.7	10.0	2.8 - 3.1	7.6 - 8.0	1000
50M040070P012	M4 x 0.7	12.0	2.8 - 3.1	7.6 - 8.0	1000
50M040070P016	M4 x 0.7	16.0	2.8 - 3.1	7.6 - 8.0	1000
50M040070P020	M4 x 0.7	20.0	2.8 - 3.1	7.6 - 8.0	1000

Item No.	Thread	L mm	H mm	Ø A mm	Bulk Pack Qty
50M040070P025	M4 x 0.7	25.0	2.8 - 3.1	7.6 - 8.0	1000
50M040070P030	M4 x 0.7	30.0	2.8 - 3.1	7.6 - 8.0	1000
50M040070P035	M4 x 0.7	35.0	2.8 - 3.1	7.6 - 8.0	500
50M040070P040	M4 x 0.7	40.0	2.8 - 3.1	7.6 - 8.0	500
50M050080P006	M5 x 0.8	6.0	3.4 - 3.7	9.1 - 9.5	1000
50M050080P008	M5 x 0.8	8.0	3.4 - 3.7	9.1 - 9.5	1000
50M050080P010	M5 x 0.8	10.0	3.4 - 3.7	9.1 - 9.5	1000
50M050080P012	M5 x 0.8	12.0	3.4 - 3.7	9.1 - 9.5	1000
50M050080P015	M5 x 0.8	15.0	3.4 - 3.7	9.1 - 9.5	1000
50M050080P016	M5 x 0.8	16.0	3.4 - 3.7	9.1 - 9.5	1000
50M050080P020	M5 x 0.8	20.0	3.4 - 3.7	9.1 - 9.5	1000
50M050080P025	M5 x 0.8	25.0	3.4 - 3.7	9.1 - 9.5	500
50M050080P030	M5 x 0.8	30.0	3.4 - 3.7	9.1 - 9.5	500
50M050080P035	M5 x 0.8	35.0	3.4 - 3.7	9.1 - 9.5	500
50M050080P040	M5 x 0.8	40.0	3.4 - 3.7	9.1 - 9.5	500
50M060100P005	M6 x 1.0	5.0	4.3 - 4.6	11.5 - 12.0	1000
50M060100P008	M6 x 1.0	8.0	4.3 - 4.6	11.5 - 12.0	1000
50M060100P010	M6 x 1.0	10.0	4.3 - 4.6	11.5 - 12.0	1000
50M060100P012	M6 x 1.0	12.0	4.3 - 4.6	11.5 - 12.0	500
50M060100P016	M6 x 1.0	16.0	4.3 - 4.6	11.5 - 12.0	500
50M060100P020	M6 x 1.0	20.0	4.3 - 4.6	11.5 - 12.0	500
50M060100P022	M6 x 1.0	22.0	4.3 - 4.6	11.5 - 12.0	500
50M060100P025	M6 x 1.0	25.0	4.3 - 4.6	11.5 - 12.0	500
50M060100P030	M6 x 1.0	30.0	4.3 - 4.6	11.5 - 12.0	500
50M060100P035	M6 x 1.0	35.0	4.3 - 4.6	11.5 - 12.0	1000
50M060100P040	M6 x 1.0	40.0	4.3 - 4.6	11.5 - 12.0	500
50M060100P045	M6 x 1.0	45.0	4.3 - 4.6	11.5 - 12.0	500
50M060100P050	M6 x 1.0	50.0	4.3 - 4.6	11.5 - 12.0	500
50M060100P060	M6 x 1.0	60.0	4.3 - 4.6	11.5 - 12.0	500
50M060100P070	M6 x 1.0	70.0	4.3 - 4.6	11.5 - 12.0	500
50M060100P075	M6 x 1.0	75.0	4.3 - 4.6	11.5 - 12.0	500
50M080125P010	M8 x 1.25	10.0	5.6 - 6.0	15.5 - 16.0	500
50M080125P016	M8 x 1.25	16.0	5.6 - 6.0	15.5 - 16.0	500
50M080125P020	M8 x 1.25	20.0	5.6 - 6.0	15.5 - 16.0	500
50M080125P025	M8 x 1.25	25.0	5.6 - 6.0	15.5 - 16.0	500
50M080125P030	M8 x 1.25	30.0	5.6 - 6.0	15.5 - 16.0	500
50M080125P035	M8 x 1.25	35.0	5.6 - 6.0	15.5 - 16.0	500
50M080125P050	M8 x 1.25	50.0	5.6 - 6.0	15.5 - 16.0	500
50M080125P070	M8 x 1.25	70.0	5.6 - 6.0	15.5 - 16.0	500
50M100150P013	M10 x 1.5	13.0	7.1 - 7.5	19.4 - 20.0	500
50M100150P016	M10 x 1.5	16.0	7.1 - 7.5	19.4 - 20.0	500
50M100150P019	M10 x 1.5	19.0	7.1 - 7.5	19.4 - 20.0	500
50M100150P020	M10 x 1.5	20.0	7.1 - 7.5	19.4 - 20.0	500
50M100150P025	M10 x 1.5	25.0	7.1 - 7.5	19.4 - 20.0	500
50M100150P030	M10 x 1.5	30.0	7.1 - 7.5	19.4 - 20.0	500
50M100150P035	M10 x 1.5	35.0	7.1 - 7.5	19.4 - 20.0	500
50M100150P050	M10 x 1.5	50.0	7.1 - 7.5	19.4 - 20.0	500
50M100150P060	M10 x 1.5	60.0	7.1 - 7.5	19.4 - 20.0	500

01P Series
Slotted Pan Head Screw

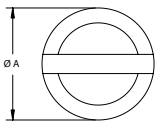

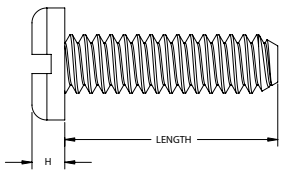

NEW

Specifications:

- Material: UL94 V-2 Nylon 6/6
- Color: Natural

Item No.	Thread	Length in	H in	Ø A in	Bulk Pack Qty
010080P012	#0-80	0.125	0.031 - 0.039	0.104 - 0.116	1000
010080P018	#0-80	0.188	0.031 - 0.039	0.104 - 0.116	1000
010080P025	#0-80	0.250	0.031 - 0.039	0.104 - 0.116	1000
010164P025	#1-64	0.250	0.045 - 0.053	0.130 - 0.142	1000
010164P075	#1-64	0.750	0.045 - 0.053	0.130 - 0.142	1000
010172P025	#1-72	0.250	0.045 - 0.053	0.130 - 0.142	1000
010172P037	#1-72	0.375	0.045 - 0.053	0.130 - 0.142	1000
010172P050	#1-72	0.500	0.045 - 0.053	0.130 - 0.142	1000
010256P006	#2-56	0.167	0.045 - 0.053	0.155 - 0.167	1000
010256P009	#2-56	0.094	0.045 - 0.053	0.155 - 0.167	1000
010256P012	#2-56	0.125	0.045 - 0.053	0.155 - 0.167	1000
010256P015	#2-56	0.156	0.045 - 0.053	0.155 - 0.167	1000
010256P018	#2-56	0.188	0.045 - 0.053	0.155 - 0.167	1000
010256P025	#2-56	0.250	0.045 - 0.053	0.155 - 0.167	1000
010256P028	#2-56	0.281	0.045 - 0.053	0.155 - 0.167	1000
010256P031	#2-56	0.313	0.045 - 0.053	0.155 - 0.167	1000
010256P037	#2-56	0.375	0.045 - 0.053	0.155 - 0.167	1000
010256P039	#2-56	0.391	0.045 - 0.053	0.155 - 0.167	1000
010256P043	#2-56	0.438	0.045 - 0.053	0.155 - 0.167	1000
010256P050	#2-56	0.500	0.045 - 0.053	0.155 - 0.167	1000
010256P056	#2-56	0.563	0.045 - 0.053	0.155 - 0.167	1000
010256P062	#2-56	0.625	0.045 - 0.053	0.155 - 0.167	1000
010256P075	#2-56	0.750	0.045 - 0.053	0.155 - 0.167	1000
010256P081	#2-56	0.813	0.045 - 0.053	0.155 - 0.167	1000
010256P087	#2-56	0.875	0.045 - 0.053	0.155 - 0.167	1000
010256P100	#2-56	1.000	0.045 - 0.053	0.155 - 0.167	1000
010256P112	#2-56	1.125	0.045 - 0.053	0.155 - 0.167	1000
010264P018	#2-64	0.188	0.045 - 0.053	0.155 - 0.167	1000
010264P037	#2-64	0.375	0.045 - 0.053	0.155 - 0.167	1000
010348P025	#3-48	0.250	0.051 - 0.060	0.180 - 0.193	1000
010436P050	#4-36	0.500	0.051 - 0.060	0.205 - 0.219	1000
010440P009	#4-40	0.094	0.051 - 0.060	0.205 - 0.219	1000
010440P012	#4-40	0.125	0.051 - 0.060	0.205 - 0.219	1000
010440P014	#4-40	0.141	0.051 - 0.060	0.205 - 0.219	1000
010440P018	#4-40	0.188	0.051 - 0.060	0.205 - 0.219	1000
010440P025	#4-40	0.250	0.051 - 0.060	0.205 - 0.219	1000
010440P028	#4-40	0.281	0.051 - 0.060	0.205 - 0.219	1000
010440P031	#4-40	0.313	0.051 - 0.060	0.205 - 0.219	1000
010440P037	#4-40	0.375	0.051 - 0.060	0.205 - 0.219	1000
010440P043	#4-40	0.438	0.051 - 0.060	0.205 - 0.219	1000
010440P050	#4-40	0.500	0.051 - 0.060	0.205 - 0.219	1000
010440P056	#4-40	0.563	0.051 - 0.060	0.205 - 0.219	1000
010440P062	#4-40	0.625	0.051 - 0.060	0.205 - 0.219	1000
010440P068	#4-40	0.688	0.051 - 0.060	0.205 - 0.219	1000
010440P075	#4-40	0.750	0.051 - 0.060	0.205 - 0.219	1000
010440P087	#4-40	0.875	0.051 - 0.060	0.205 - 0.219	1000
010440P100	#4-40	1.000	0.051 - 0.060	0.205 - 0.219	1000
010440P112	#4-40	1.125	0.051 - 0.060	0.205 - 0.219	1000
010440P118	#4-40	1.188	0.051 - 0.060	0.205 - 0.219	1000
010440P125	#4-40	1.250	0.051 - 0.060	0.205 - 0.219	1000
010440P137	#4-40	1.375	0.051 - 0.060	0.205 - 0.219	1000
010440P150	#4-40	1.500	0.051 - 0.060	0.205 - 0.219	1000
010440P162	#4-40	1.625	0.051 - 0.060	0.205 - 0.219	1000
010440P175	#4-40	1.750	0.051 - 0.060	0.205 - 0.219	1000
010448P025	#4-48	0.250	0.051 - 0.060	0.205 - 0.219	1000
010540P125	#5-40	1.250	0.065 - 0.075	0.231 - 0.245	1000
010632P009	#6-32	0.094	0.072 - 0.082	0.256 - 0.270	1000
010632P012	#6-32	0.125	0.072 - 0.082	0.256 - 0.270	1000
010632P015	#6-32	0.156	0.072 - 0.082	0.256 - 0.270	1000
010632P018	#6-32	0.188	0.072 - 0.082	0.256 - 0.270	1000
010632P025	#6-32	0.250	0.072 - 0.082	0.256 - 0.270	1000
010632P031	#6-32	0.313	0.072 - 0.082	0.256 - 0.270	1000
010632P037	#6-32	0.375	0.072 - 0.082	0.256 - 0.270	1000
010632P043	#6-32	0.438	0.072 - 0.082	0.256 - 0.270	1000
010632P050	#6-32	0.500	0.072 - 0.082	0.256 - 0.270	1000
010632P056	#6-32	0.563	0.072 - 0.082	0.256 - 0.270	1000
010632P062	#6-32	0.625	0.072 - 0.082	0.256 - 0.270	1000
010632P068	#6-32	0.688	0.072 - 0.082	0.256 - 0.270	1000
010632P075	#6-32	0.750	0.072 - 0.082	0.256 - 0.270	1000
010632P087	#6-32	0.875	0.072 - 0.082	0.256 - 0.270	500
010632P100	#6-32	1.000	0.072 - 0.082	0.256 - 0.270	500
010632P112	#6-32	1.125	0.072 - 0.082	0.256 - 0.270	1000
010632P125	#6-32	1.250	0.072 - 0.082	0.256 - 0.270	1000
010632P150	#6-32	1.500	0.072 - 0.082	0.256 - 0.270	500
010632P162	#6-32	1.625	0.072 - 0.082	0.256 - 0.270	1000
010632P175	#6-32	1.750	0.072 - 0.082	0.256 - 0.270	1000
001632P187	#6-32	1.875	0.072 - 0.082	0.256 - 0.270	1000
010632P200	#6-32	2.000	0.072 - 0.082	0.256 - 0.270	1000
010632P225	#6-32	2.250	0.072 - 0.082	0.256 - 0.270	1000
010640P025	#6-40	0.250	0.072 - 0.082	0.256 - 0.270	1000
010640P037	#6-40	0.375	0.072 - 0.082	0.256 - 0.270	1000
010640P075	#6-40	0.750	0.072 - 0.082	0.256 - 0.270	1000

Item No.	Thread	Length in	H in	Ø A in	Bulk Pack Qty
010640P100	#6-40	1.000	0.072 - 0.082	0.256 - 0.270	1000
010832P012	#8-32	0.125	0.085 - 0.096	0.306 - 0.322	1000
010832P018	#8-32	0.188	0.085 - 0.096	0.306 - 0.322	1000
010832P025	#8-32	0.250	0.085 - 0.096	0.306 - 0.322	1000
010832P028	#8-32	0.281	0.085 - 0.096	0.306 - 0.322	1000
010832P031	#8-32	0.313	0.085 - 0.096	0.306 - 0.322	1000
010832P037	#8-32	0.375	0.085 - 0.096	0.306 - 0.322	1000
010832P043	#8-32	0.438	0.085 - 0.096	0.306 - 0.322	1000
010832P050	#8-32	0.500	0.085 - 0.096	0.306 - 0.322	1000
010832P062	#8-32	0.625	0.085 - 0.096	0.306 - 0.322	1000
010832P075	#8-32	0.750	0.085 - 0.096	0.306 - 0.322	1000
010832P087	#8-32	0.875	0.085 - 0.096	0.306 - 0.322	1000
010832P100	#8-32	1.000	0.085 - 0.096	0.306 - 0.322	500
010832P112	#8-32	1.125	0.085 - 0.096	0.306 - 0.322	1000
010832P125	#8-32	1.250	0.085 - 0.096	0.306 - 0.322	1000
010832P137	#8-32	1.375	0.085 - 0.096	0.306 - 0.322	500
010832P150	#8-32	1.500	0.085 - 0.096	0.306 - 0.322	500
010832P168	#8-32	1.688	0.085 - 0.096	0.306 - 0.322	500
010832P175	#8-32	1.750	0.085 - 0.096	0.306 - 0.322	500
010832P187	#8-32	1.875	0.085 - 0.096	0.306 - 0.322	500
010832P200	#8-32	2.000	0.085 - 0.096	0.306 - 0.322	500
011024P012	#10-24	0.125	0.099 - 0.110	0.357 - 0.373	1000
011024P018	#10-24	0.188	0.099 - 0.110	0.357 - 0.373	1000
011024P025	#10-24	0.250	0.099 - 0.110	0.357 - 0.373	1000
011024P031	#10-24	0.313	0.099 - 0.110	0.357 - 0.373	1000
011024P037	#10-24	0.375	0.099 - 0.110	0.357 - 0.373	1000
011024P050	#10-24	0.500	0.099 - 0.110	0.357 - 0.373	1000
011024P062	#10-24	0.625	0.099 - 0.110	0.357 - 0.373	1000
011024P075	#10-24	0.750	0.099 - 0.110	0.357 - 0.373	1000
011024P100	#10-24	1.000	0.099 - 0.110	0.357 - 0.373	1000
011024P125	#10-24	1.250	0.099 - 0.110	0.357 - 0.373	500
011024P150	#10-24	1.500	0.099 - 0.110	0.357 - 0.373	500
011024P225	#10-24	2.250	0.099 - 0.110	0.357 - 0.373	500
011024P300	#10-24	3.000	0.099 - 0.110	0.357 - 0.373	500
011032P012	#10-32	0.125	0.099 - 0.110	0.357 - 0.373	1000
011032P018	#10-32	0.180	0.099 - 0.110	0.357 - 0.373	1000
011032P025	#10-32	0.250	0.099 - 0.110	0.357 - 0.373	1000
011032P031	#10-32	0.310	0.099 - 0.110	0.357 - 0.373	1000
011032P037	#10-32	0.370	0.099 - 0.110	0.357 - 0.373	1000
011032P043	#10-32	0.430	0.099 - 0.110	0.357 - 0.373	1000
011032P050	#10-32	0.500	0.099 - 0.110	0.357 - 0.373	1000
011032P062	#10-32	0.620	0.099 - 0.110	0.357 - 0.373	1000
011032P075	#10-32	0.750	0.099 - 0.110	0.357 - 0.373	1000
011032P081	#10-32	0.810	0.099 - 0.110	0.357 - 0.373	500
011032P087	#10-32	0.870	0.099 - 0.110	0.357 - 0.373	500
011032P100	#10-32	1.000	0.099 - 0.110	0.357 - 0.373	500
011032P106	#10-32	1.060	0.099 - 0.110	0.357 - 0.373	500
011032P125	#10-32	1.250	0.099 - 0.110	0.357 - 0.373	500
011032P150	#10-32	1.500	0.099 - 0.110	0.357 - 0.373	500
011032P175	#10-32	1.750	0.099 - 0.110	0.357 - 0.373	500
011032P200	#10-32	2.000	0.099 - 0.110	0.357 - 0.373	500
011224P037	#12-24	0.375	0.112 - 0.125	0.407 - 0.425	1000
011224P050	#12-24	0.500	0.112 - 0.125	0.407 - 0.425	500
011224P100	#12-24	1.000	0.112 - 0.125	0.407 - 0.425	500
011224P175	#12-24	1.750	0.112 - 0.125	0.407 - 0.425	500
012520P025	1/4-20	0.250	0.130 - 0.144	0.473 - 0.492	500
012520P031	1/4-20	0.313	0.130 - 0.144	0.473 - 0.492	1000
012520P037	1/4-20	0.375	0.130 - 0.144	0.473 - 0.492	1000
012520P050	1/4-20	0.500	0.130 - 0.144	0.473 - 0.492	500
012520P062	1/4-20	0.625	0.130 - 0.144	0.473 - 0.492	500
012520P075	1/4-20	0.750	0.130 - 0.144	0.473 - 0.492	500
012520P087	1/4-20	0.875	0.130 - 0.144	0.473 - 0.492	500
012520P100	1/4-20	1.000	0.130 - 0.144	0.473 - 0.492	500
012520P125	1/4-20	1.250	0.130 - 0.144	0.473 - 0.492	500
012520P150	1/4-20	1.500	0.130 - 0.144	0.473 - 0.492	500
012520P175	1/4-20	1.750	0.130 - 0.144	0.473 - 0.492	500
012520P200	1/4-20	2.000	0.130 - 0.144	0.473 - 0.492	1000
012520P250	1/4-20	2.500	0.130 - 0.144	0.473 - 0.492	500
012520P300	1/4-20	3.000	0.130 - 0.144	0.473 - 0.492	500
012528P018	1/4-28	0.188	0.130 - 0.144	0.473 - 0.492	1000
012528P025	1/4-28	0.250	0.130 - 0.144	0.473 - 0.492	500
012528P037	1/4-28	0.375	0.130 - 0.144	0.473 - 0.492	500
012528P043	1/4-28	0.438	0.130 - 0.144	0.473 - 0.492	500
012528P050	1/4-28	0.500	0.130 - 0.144	0.473 - 0.492	500
012528P062	1/4-28	0.625	0.130 - 0.144	0.473 - 0.492	500
012528P075	1/4-28	0.750	0.130 - 0.144	0.473 - 0.492	500
012528P100	1/4-28	1.000	0.130 - 0.144	0.473 - 0.492	500
0131218P037	5/16-18	0.375	0.162 - 0.178	0.594 - 0.615	500
0131218P087	5/16-18	0.875	0.162 - 0.178	0.594 - 0.615	1000
0150013P075	1/2-13	0.750	0.260 - 0.281	0.958 - 0.987	500
0150013P100	1/2-13	1.000	0.260 - 0.281	0.958 - 0.987	500

PLASTIC SCREWS

50N Series
Metric Slotted Pan Head Screw

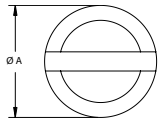

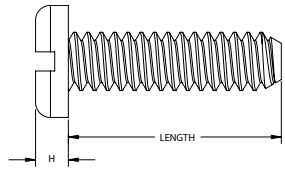

NEW

Specifications:
- Material: UL94 V-2 Nylon 6/6
- Color: Natural

Item No.	Thread	Length mm	H mm	Ø A mm	Bulk Pack Qty
50M020040N004	M2 x 0.4	4.0	1.1 - 1.3	3.7 - 4.0	1000
50M020040N003	M2 x 0.4	3.0	1.1 - 1.3	3.7 - 4.0	1000
50M020040N005	M2 x 0.4	5.0	1.1 - 1.3	3.7 - 4.0	1000
50M020040N006	M2 x 0.4	6.0	1.1 - 1.3	3.7 - 4.0	1000
50M020040N008	M2 x 0.4	8.0	1.1 - 1.3	3.7 - 4.0	1000
50M020040N010	M2 x 0.4	10.0	1.1 - 1.3	3.7 - 4.0	1000
50M020040N012	M2 x 0.4	12.0	1.1 - 1.3	3.7 - 4.0	1000
50M020040N016	M2 x 0.4	16.0	1.1 - 1.3	3.7 - 4.0	1000
50M020040N020	M2 x 0.4	20.0	1.1 - 1.3	3.7 - 4.0	1000
50M020040N025	M2 x 0.4	25.0	1.1 - 1.3	3.7 - 4.0	1000
50M025045N004	M2.5 x 0.45	4.0	1.3 - 1.5	4.7 - 5.0	1000
50M025045N005	M2.5 x 0.45	5.0	1.3 - 1.5	4.7 - 5.0	1000
50M025045N006	M2.5 x 0.45	6.0	1.3 - 1.5	4.7 - 5.0	1000
50M025045N008	M2.5 x 0.45	8.0	1.3 - 1.5	4.7 - 5.0	1000
50M025045N010	M2.5 x 0.45	10.0	1.3 - 1.5	4.7 - 5.0	1000
50M025045N012	M2.5 x 0.45	12.0	1.3 - 1.5	4.7 - 5.0	1000
50M025045N016	M2.5 x 0.45	16.0	1.3 - 1.5	4.7 - 5.0	1000
50M025045N020	M2.5 x 0.45	20.0	1.3 - 1.5	4.7 - 5.0	1000
50M025045N025	M2.5 x 0.45	25.0	1.3 - 1.5	4.7 - 5.0	1000
50M030050N004	M3 x 0.5	4.0	1.6 - 1.8	5.3 - 5.6	1000
50M030050N005	M3 x 0.5	5.0	1.6 - 1.8	5.3 - 5.6	1000
50M030050N006	M3 x 0.5	6.0	1.6 - 1.8	5.3 - 5.6	1000
50M030050N008	M3 x 0.5	8.0	1.6 - 1.8	5.3 - 5.6	1000
50M030050N010	M3 x 0.5	10.0	1.6 - 1.8	5.3 - 5.6	1000
50M030050N012	M3 x 0.5	12.0	1.6 - 1.8	5.3 - 5.6	1000
50M030050N016	M3 x 0.5	16.0	1.6 - 1.8	5.3 - 5.6	1000
50M030050N020	M3 x 0.5	20.0	1.6 - 1.8	5.3 - 5.6	1000
50M030050N025	M3 x 0.5	25.0	1.6 - 1.8	5.3 - 5.6	1000
50M030050N030	M3 x 0.5	30.0	1.6 - 1.8	5.3 - 5.6	500
50M030050N035	M3 x 0.5	35.0	1.6 - 1.8	5.3 - 5.6	1000
50M030050N042	M3 x 0.5	42.0	1.6 - 1.8	5.3 - 5.6	500
50M035060N005	M3.5 x 0.6	5.0	1.9 - 2.1	6.6 - 7.0	1000
50M035060N006	M3.5 x 0.6	6.0	1.9 - 2.1	6.6 - 7.0	1000
50M035060N007	M3.5 x 0.6	7.0	1.9 - 2.1	6.6 - 7.0	1000
50M035060N008	M3.5 x 0.6	8.0	1.9 - 2.1	6.6 - 7.0	1000
50M035060N010	M3.5 x 0.6	10.0	1.9 - 2.1	6.6 - 7.0	1000
50M035060N012	M3.5 x 0.6	12.0	1.9 - 2.1	6.6 - 7.0	1000
50M035060N016	M3.5 x 0.6	16.0	1.9 - 2.1	6.6 - 7.0	1000
50M035060N020	M3.5 x 0.6	20.0	1.9 - 2.1	6.6 - 7.0	1000
50M035060N025	M3.5 x 0.6	25.0	1.9 - 2.1	6.6 - 7.0	1000
50M035060N035	M3.5 x 0.6	35.0	1.9 - 2.1	6.6 - 7.0	1000
50M035060N042	M3.5 x 0.6	42.0	1.9 - 2.1	6.6 - 7.0	1000
50M040070N003	M4 x 0.7	3.0	2.2 - 2.4	7.6 - 8.0	1000
50M040070N006	M4 x 0.7	6.0	2.2 - 2.4	7.6 - 8.0	1000
50M040070N008	M4 x 0.7	8.0	2.2 - 2.4	7.6 - 8.0	1000
50M040070N010	M4 x 0.7	10.0	2.2 - 2.4	7.6 - 8.0	1000
50M040070N012	M4 x 0.7	12.0	2.2 - 2.4	7.6 - 8.0	1000
50M040070N016	M4 x 0.7	16.0	2.2 - 2.4	7.6 - 8.0	1000
50M040070N020	M4 x 0.7	20.0	2.2 - 2.4	7.6 - 8.0	1000

Item No.	Thread	Length mm	H mm	Ø A mm	Bulk Pack Qty
50M040070N025	M4 x 0.7	25.0	2.2 - 2.4	7.6 - 8.0	1000
50M040070N030	M4 x 0.7	30.0	2.2 - 2.4	7.6 - 8.0	1000
50M040070N035	M4 x 0.7	35.0	2.2 - 2.4	7.6 - 8.0	500
50M040070N040	M4 x 0.7	40.0	2.2 - 2.4	7.6 - 8.0	500
50M050080N006	M5 x 0.8	6.0	2.7 - 3.0	9.1 - 9.5	1000
50M050080N008	M5 x 0.8	8.0	2.7 - 3.0	9.1 - 9.5	1000
50M050080N010	M5 x 0.8	10.0	2.7 - 3.0	9.1 - 9.5	1000
50M050080N012	M5 x 0.8	12.0	2.7 - 3.0	9.1 - 9.5	500
50M050080N015	M5 x 0.8	15.0	2.7 - 3.0	9.1 - 9.5	1000
50M050080N016	M5 x 0.8	16.0	2.7 - 3.0	9.1 - 9.5	1000
50M050080N020	M5 x 0.8	20.0	2.7 - 3.0	9.1 - 9.5	500
50M050080N025	M5 x 0.8	25.0	2.7 - 3.0	9.1 - 9.5	500
50M050080N030	M5 x 0.8	30.0	2.7 - 3.0	9.1 - 9.5	500
50M050080N035	M5 x 0.8	35.0	2.7 - 3.0	9.1 - 9.5	500
50M050080N040	M5 x 0.8	40.0	2.7 - 3.0	9.1 - 9.5	1000
50M060100N005	M6 x 1.0	5.0	3.3 - 3.6	11.5 - 12.0	1000
50M060100N008	M6 x 1.0	8.0	3.3 - 3.6	11.5 - 12.0	1000
50M060100N010	M6 x 1.0	10.0	3.3 - 3.6	11.5 - 12.0	500
50M060100N012	M6 x 1.0	12.0	3.3 - 3.6	11.5 - 12.0	500
50M060100N016	M6 x 1.0	16.0	3.3 - 3.6	11.5 - 12.0	500
50M060100N020	M6 x 1.0	20.0	3.3 - 3.6	11.5 - 12.0	500
50M060100N022	M6 x 1.0	22.0	3.3 - 3.6	11.5 - 12.0	500
50M060100N025	M6 x 1.0	25.0	3.3 - 3.6	11.5 - 12.0	500
50M060100N030	M6 x 1.0	30.0	3.3 - 3.6	11.5 - 12.0	500
50M060100N035	M6 x 1.0	35.0	3.3 - 3.6	11.5 - 12.0	500
50M060100N040	M6 x 1.0	40.0	3.3 - 3.6	11.5 - 12.0	1000
50M060100N045	M6 x 1.0	45.0	3.3 - 3.6	11.5 - 12.0	500
50M060100N050	M6 x 1.0	50.0	3.3 - 3.6	11.5 - 12.0	500
50M060100N060	M6 x 1.0	60.0	3.3 - 3.6	11.5 - 12.0	500
50M060100N070	M6 x 1.0	70.0	3.3 - 3.6	11.5 - 12.0	500
50M060100N075	M6 x 1.0	75.0	3.3 - 3.6	11.5 - 12.0	500
50M080125N010	M8 x 1.25	10.0	4.5 - 4.8	15.5 - 16.0	500
50M080125N016	M8 x 1.25	16.0	4.5 - 4.8	15.5 - 16.0	500
50M080125N020	M8 x 1.25	20.0	4.5 - 4.8	15.5 - 16.0	1000
50M080125N025	M8 x 1.25	25.0	4.5 - 4.8	15.5 - 16.0	500
50M080125N030	M8 x 1.25	30.0	4.5 - 4.8	15.5 - 16.0	500
50M080125N035	M8 x 1.25	35.0	4.5 - 4.8	15.5 - 16.0	500
50M080125N050	M8 x 1.25	50.0	4.5 - 4.8	15.5 - 16.0	500
50M080125N070	M8 x 1.25	70.0	4.5 - 4.8	15.5 - 16.0	500
50M100150N013	M10 x 1.5	13.0	5.7 - 6.0	19.4 - 20.0	500
50M100150N016	M10 x 1.5	16.0	5.7 - 6.0	19.4 - 20.0	500
50M100150N019	M10 x 1.5	19.0	5.7 - 6.0	19.4 - 20.0	500
50M100150N020	M10 x 1.5	20.0	5.7 - 6.0	19.4 - 20.0	500
50M100150N025	M10 x 1.5	25.0	5.7 - 6.0	19.4 - 20.0	500
50M100150N030	M10 x 1.5	30.0	5.7 - 6.0	19.4 - 20.0	500
50M100150N035	M10 x 1.5	35.0	5.7 - 6.0	19.4 - 20.0	500
50M100150N050	M10 x 1.5	50.0	5.7 - 6.0	19.4 - 20.0	500
50M100150N060	M10 x 1.5	60.0	5.7 - 6.0	19.4 - 20.0	500

01PPC Series
Transparent Slotted Pan Head Screw

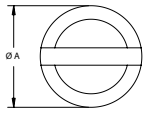

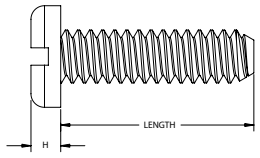

NEW

Specifications:
- Material: UL94 V-2 Polycarbonate
- Color: Transparent

Features:
- Exceptionally high impact strength
- Polycarbonate is unaffected by greases, oils & detergents

Item No.	Thread	Length in	H in	Ø A in	Bulk Pack Qty
010440P025PC	#4-40	0.250	0.058 - 0.068	0.205 - 0.219	1000
010440P028PC	#4-40	0.281	0.058 - 0.068	0.205 - 0.219	1000
010440P037PC	#4-40	0.375	0.058 - 0.068	0.205 - 0.219	1000
010440P050PC	#4-40	0.500	0.058 - 0.068	0.205 - 0.219	1000
010632P025PC	#6-32	0.250	0.072 - 0.082	0.256 - 0.270	1000
010632P037PC	#6-32	0.375	0.072 - 0.082	0.256 - 0.270	1000
010632P050PC	#6-32	0.500	0.072 - 0.082	0.256 - 0.270	1000
010632P062PC	#6-32	0.625	0.072 - 0.082	0.256 - 0.270	1000
010632P075PC	#6-32	0.750	0.072 - 0.082	0.256 - 0.270	1000
010832P012PC	#8-32	0.125	0.085 - 0.096	0.306 - 0.322	1000
010832P025PC	#8-32	0.250	0.085 - 0.096	0.306 - 0.322	1000

Item No.	Thread	Length in	H in	Ø A in	Bulk Pack Qty
010832P037PC	#8-32	0.375	0.085 - 0.096	0.306 - 0.322	1000
010832P050PC	#8-32	0.500	0.085 - 0.096	0.306 - 0.322	1000
010832P062PC	#8-32	0.625	0.085 - 0.096	0.306 - 0.322	1000
010832P075PC	#8-32	0.750	0.085 - 0.096	0.306 - 0.322	1000
011032P025PC	#10-32	0.250	0.099 - 0.110	0.357 - 0.373	1000
011032P037PC	#10-32	0.375	0.099 - 0.110	0.357 - 0.373	1000
011032P050PC	#10-32	0.500	0.099 - 0.110	0.357 - 0.373	1000
011032P062PC	#10-32	0.625	0.099 - 0.110	0.357 - 0.373	1000
011032P075PC	#10-32	0.750	0.099 - 0.110	0.357 - 0.373	1000
011032P100PC	#10-32	1.000	0.099 - 0.110	0.357 - 0.373	500

27SCP Series
Slotted Pan Spin Clips

NEW

Specifications:
- Material: UL94 V-2 Nylon 6/6
- Color: Natural

Features:
- Combines the advantages of a push-in type fastener with a screw
- Fast and easy assembly
- Resistant to corrosion, oil, abrasion and most chemicals
- Can be used as a standard Fir Tree Rivet

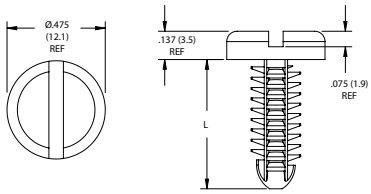

Item No.	Screw Size	L		Ø Hole		Bulk Pack Qty
		in	mm	in	mm	
27SC2520P037	1/4	0.375	9.5	0.203	5.2	1000
27SC2520P050	1/4	0.500	12.7	0.203	5.2	1000
27SC2520P062	1/4	0.625	15.9	0.203	5.2	1000
27SC2520P075	1/4	0.750	19.1	0.203	5.2	1000
27SC2520P100	1/4	1.000	25.4	0.203	5.2	500

01WF Series
Phillips Fillister Head Screw

NEW

Specifications:
- Material: UL94 V-2 Nylon 6/6
- Color: Natural

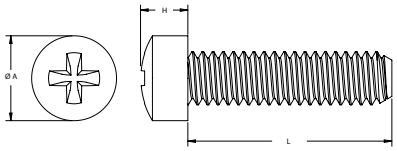

Item No.	Thread	L	H	ØA	Bulk Pack Qty
		in	in	in	
010440WF009	#4-40	0.094	0.088 - 0.107	0.166 - 0.183	1000
010440WF012	#4-40	0.125	0.088 - 0.107	0.166 - 0.183	1000
010440WF014	#4-40	0.141	0.088 - 0.107	0.166 - 0.183	1000
010440WF018	#4-40	0.188	0.088 - 0.107	0.166 - 0.183	1000
010440WF025	#4-40	0.250	0.088 - 0.107	0.166 - 0.183	1000
010440WF028	#4-40	0.281	0.088 - 0.107	0.166 - 0.183	1000
010440WF031	#4-40	0.313	0.088 - 0.107	0.166 - 0.183	1000
010440WF037	#4-40	0.375	0.088 - 0.107	0.166 - 0.183	1000
010440WF043	#4-40	0.438	0.088 - 0.107	0.166 - 0.183	1000
010440WF050	#4-40	0.500	0.088 - 0.107	0.166 - 0.183	1000
010440WF056	#4-40	0.563	0.088 - 0.107	0.166 - 0.183	1000
010440WF062	#4-40	0.625	0.088 - 0.107	0.166 - 0.183	1000
010440WF068	#4-40	0.688	0.088 - 0.107	0.166 - 0.183	1000
010440WF075	#4-40	0.750	0.088 - 0.107	0.166 - 0.183	1000
010440WF087	#4-40	0.875	0.088 - 0.107	0.166 - 0.183	1000
010440WF100	#4-40	1.000	0.088 - 0.107	0.166 - 0.183	1000
010440WF112	#4-40	1.125	0.088 - 0.107	0.166 - 0.183	1000
010440WF118	#4-40	1.188	0.088 - 0.107	0.166 - 0.183	1000
010440WF125	#4-40	1.250	0.088 - 0.107	0.166 - 0.183	1000
010440WF137	#4-40	1.375	0.088 - 0.107	0.166 - 0.183	1000
010440WF150	#4-40	1.500	0.088 - 0.107	0.166 - 0.183	1000
010440WF162	#4-40	1.625	0.088 - 0.107	0.166 - 0.183	1000
010440WF175	#4-40	1.750	0.088 - 0.107	0.166 - 0.183	1000
010632WF009	#6-32	0.094	0.111 - 0.132	0.208 - 0.226	1000
010632WF012	#6-32	0.125	0.111 - 0.132	0.208 - 0.226	1000
010632WF015	#6-32	0.156	0.111 - 0.132	0.208 - 0.226	1000
010632WF018	#6-32	0.188	0.111 - 0.132	0.208 - 0.226	1000
010632WF025	#6-32	0.250	0.111 - 0.132	0.208 - 0.226	1000
010632WF031	#6-32	0.313	0.111 - 0.132	0.208 - 0.226	1000
010632WF037	#6-32	0.375	0.111 - 0.132	0.208 - 0.226	1000
010632WF043	#6-32	0.438	0.111 - 0.132	0.208 - 0.226	1000
010632WF050	#6-32	0.500	0.111 - 0.132	0.208 - 0.226	1000
010632WF056	#6-32	0.563	0.111 - 0.132	0.208 - 0.226	1000
010632WF062	#6-32	0.625	0.111 - 0.132	0.208 - 0.226	1000
010632WF068	#6-32	0.688	0.111 - 0.132	0.208 - 0.226	1000
010632WF075	#6-32	0.750	0.111 - 0.132	0.208 - 0.226	1000
010632WF087	#6-32	0.875	0.111 - 0.132	0.208 - 0.226	1000
010632WF100	#6-32	1.000	0.111 - 0.132	0.208 - 0.226	1000
010632WF112	#6-32	1.125	0.111 - 0.132	0.208 - 0.226	1000
010632WF125	#6-32	1.250	0.111 - 0.132	0.208 - 0.226	1000
010632WF150	#6-32	1.500	0.111 - 0.132	0.208 - 0.226	1000
010632WF162	#6-32	1.625	0.111 - 0.132	0.208 - 0.226	1000
010632WF175	#6-32	1.750	0.111 - 0.132	0.208 - 0.226	1000
010632WF187	#6-32	1.875	0.111 - 0.132	0.208 - 0.226	1000
010632WF200	#6-32	2.000	0.111 - 0.132	0.208 - 0.226	1000
010632WF225	#6-32	2.250	0.111 - 0.132	0.208 - 0.226	1000
010640WF025	#6-40	0.250	0.111 - 0.132	0.208 - 0.226	1000
010640WF037	#6-40	0.375	0.111 - 0.132	0.208 - 0.226	1000
010640WF075	#6-40	0.750	0.111 - 0.132	0.208 - 0.226	1000
010640WF100	#6-40	1.000	0.111 - 0.132	0.208 - 0.226	1000
010832WF012	#8-32	0.125	0.133 - 0.156	0.250 - 0.270	1000
010832WF018	#8-32	0.188	0.133 - 0.156	0.250 - 0.270	1000
010832WF025	#8-32	0.250	0.133 - 0.156	0.250 - 0.270	1000
010832WF028	#8-32	0.281	0.133 - 0.156	0.250 - 0.270	1000
010832WF031	#8-32	0.313	0.133 - 0.156	0.250 - 0.270	1000
010832WF037	#8-32	0.375	0.133 - 0.156	0.250 - 0.270	1000
010832WF043	#8-32	0.438	0.133 - 0.156	0.250 - 0.270	1000
010832WF050	#8-32	0.500	0.133 - 0.156	0.250 - 0.270	1000

Item No.	Thread	L	H	ØA	Bulk Pack Qty
		in	in	in	
010832WF062	#8-32	0.625	0.133 - 0.156	0.250 - 0.270	1000
010832WF075	#8-32	0.750	0.133 - 0.156	0.250 - 0.270	1000
010832WF087	#8-32	0.875	0.133 - 0.156	0.250 - 0.270	1000
010832WF100	#8-32	1.000	0.133 - 0.156	0.250 - 0.270	1000
010832WF112	#8-32	1.125	0.133 - 0.156	0.250 - 0.270	1000
010832WF125	#8-32	1.250	0.133 - 0.156	0.250 - 0.270	1000
010832WF137	#8-32	1.375	0.133 - 0.156	0.250 - 0.270	500
010832WF150	#8-32	1.500	0.133 - 0.156	0.250 - 0.270	500
010832WF175	#8-32	1.750	0.133 - 0.156	0.250 - 0.270	500
010832WF187	#8-32	1.875	0.133 - 0.156	0.250 - 0.270	500
010832WF200	#8-32	2.000	0.133 - 0.156	0.250 - 0.270	500
011024WF012	#10-24	0.125	0.156 - 0.180	0.292 - 0.313	1000
011024WF018	#10-24	0.188	0.156 - 0.180	0.292 - 0.313	1000
011024WF025	#10-24	0.250	0.156 - 0.180	0.292 - 0.313	1000
011024WF031	#10-24	0.313	0.156 - 0.180	0.292 - 0.313	1000
011024WF037	#10-24	0.375	0.156 - 0.180	0.292 - 0.313	1000
011024WF050	#10-24	0.500	0.156 - 0.180	0.292 - 0.313	1000
011024WF062	#10-24	0.625	0.156 - 0.180	0.292 - 0.313	1000
011024WF075	#10-24	0.750	0.156 - 0.180	0.292 - 0.313	1000
011024WF100	#10-24	1.000	0.156 - 0.180	0.292 - 0.313	500
011024WF125	#10-24	1.250	0.156 - 0.180	0.292 - 0.313	500
011024WF150	#10-24	1.500	0.156 - 0.180	0.292 - 0.313	500
011032WF012	#10-32	0.125	0.156 - 0.180	0.292 - 0.313	1000
011032WF018	#10-32	0.188	0.156 - 0.180	0.292 - 0.313	1000
011032WF025	#10-32	0.250	0.156 - 0.180	0.292 - 0.313	1000
011032WF031	#10-32	0.313	0.156 - 0.180	0.292 - 0.313	1000
011032WF037	#10-32	0.375	0.156 - 0.180	0.292 - 0.313	1000
011032WF043	#10-32	0.438	0.156 - 0.180	0.292 - 0.313	1000
011032WF050	#10-32	0.500	0.156 - 0.180	0.292 - 0.313	1000
011032WF062	#10-32	0.625	0.156 - 0.180	0.292 - 0.313	1000
011032WF075	#10-32	0.750	0.156 - 0.180	0.292 - 0.313	500
011032WF081	#10-32	0.813	0.156 - 0.180	0.292 - 0.313	500
011032WF087	#10-32	0.875	0.156 - 0.180	0.292 - 0.313	500
011032WF100	#10-32	1.000	0.156 - 0.180	0.292 - 0.313	500
011032WF106	#10-32	1.063	0.156 - 0.180	0.292 - 0.313	500
011032WF125	#10-32	1.250	0.156 - 0.180	0.292 - 0.313	500
011032WF150	#10-32	1.500	0.156 - 0.180	0.292 - 0.313	500
011032WF175	#10-32	1.750	0.156 - 0.180	0.292 - 0.313	500
011032WF200	#10-32	2.000	0.156 - 0.180	0.292 - 0.313	500
012520WF025	1/4-20	0.250	0.189 - 0.219	0.378 - 0.403	1000
012520WF031	1/4-20	0.313	0.189 - 0.219	0.378 - 0.403	1000
012520WF037	1/4-20	0.375	0.189 - 0.219	0.378 - 0.403	1000
012520WF050	1/4-20	0.500	0.189 - 0.219	0.378 - 0.403	1000
012520WF062	1/4-20	0.625	0.189 - 0.219	0.378 - 0.403	500
012520WF075	1/4-20	0.750	0.189 - 0.219	0.378 - 0.403	500
012520WF087	1/4-20	0.875	0.189 - 0.219	0.378 - 0.403	500
012520WF100	1/4-20	1.000	0.189 - 0.219	0.378 - 0.403	500
012520WF125	1/4-20	1.250	0.189 - 0.219	0.378 - 0.403	500
012520WF150	1/4-20	1.500	0.189 - 0.219	0.378 - 0.403	500
012520WF175	1/4-20	1.750	0.189 - 0.219	0.378 - 0.403	500
012520WF200	1/4-20	2.000	0.189 - 0.219	0.378 - 0.403	500
012520WF250	1/4-20	2.500	0.189 - 0.219	0.378 - 0.403	500
012528WF018	1/4-28	0.188	0.189 - 0.219	0.378 - 0.403	500
012528WF025	1/4-28	0.250	0.189 - 0.219	0.378 - 0.403	500
012528WF037	1/4-28	0.375	0.189 - 0.219	0.378 - 0.403	500
012528WF062	1/4-28	0.625	0.189 - 0.219	0.378 - 0.403	500
012528WF075	1/4-28	0.750	0.189 - 0.219	0.378 - 0.403	500
012528WF100	1/4-28	1.000	0.189 - 0.219	0.378 - 0.403	500

PLASTIC SCREWS

50G Series
Metric Phillips Fillister Head Screw

NEW

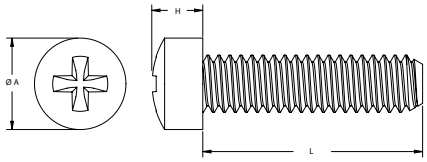

Specifications:
- Material: UL94 V-2 Nylon 6/6
- Color: Natural

Item No.	Thread	L mm	H mm	ØA mm	Bulk Pack Qty
50M020040G004	M2 x .4	4.0	1.6	3.8	1000
50M020040G005	M2 x .4	5.0	1.6	3.8	1000
50M020040G006	M2 x .4	6.0	1.6	3.8	1000
50M020040G008	M2 x .4	8.0	1.6	3.8	1000
50M020040G010	M2 x .4	10.0	1.6	3.8	1000
50M020040G012	M2 x .4	12.0	1.6	3.8	1000
50M020040G016	M2 x .4	16.0	1.6	3.8	1000
50M020040G020	M2 x .4	20.0	1.6	3.8	1000
50M020040G025	M2 x .4	25.0	1.6	3.8	1000
50M025045G004	M2.5 x .45	4.0	1.6	3.8	1000
50M025045G005	M2.5 x .45	5.0	2.0	5.0	1000
50M025045G006	M2.5 x .45	6.0	2.0	5.0	1000
50M025045G008	M2.5 x .45	8.0	2.0	5.0	1000
50M025045G010	M2.5 x .45	10.0	2.0	5.0	1000
50M025045G012	M2.5 x .45	12.0	2.0	5.0	1000
50M025045G016	M2.5 x .45	16.0	2.0	5.0	1000
50M025045G020	M2.5 x .45	20.0	2.0	5.0	1000
50M025045G025	M2.5 x .45	25.0	2.0	5.0	1000
50M030050G004	M3 x .5	4.0	2.4	6.0	1000
50M030050G005	M3 x .5	5.0	2.4	6.0	1000
50M030050G006	M3 x .5	6.0	2.4	6.0	1000
50M030050G008	M3 x .5	8.0	2.4	6.0	1000
50M030050G010	M3 x .5	10.0	2.4	6.0	1000
50M030050G012	M3 x .5	12.0	2.4	6.0	1000
50M030050G016	M3 x .5	16.0	2.4	6.0	1000
50M030050G020	M3 x .5	20.0	2.4	6.0	1000
50M030050G025	M3 x .5	25.0	2.4	6.0	1000
50M030050G030	M3 x .5	30.0	2.4	6.0	1000
50M030050G035	M3 x .5	35.0	2.4	6.0	1000
50M030050G042	M3 x .5	42.0	2.4	6.0	1000
50M035060G005	M3.5 x .6	5.0	2.7	7.0	1000
50M035060G006	M3.5 x .6	6.0	2.7	7.0	1000
50M035060G007	M3.5 x .6	7.0	2.7	7.0	1000
50M035060G008	M3.5 x .6	8.0	2.7	7.0	1000
50M035060G010	M3.5 x .6	10.0	2.7	7.0	1000
50M035060G012	M3.5 x .6	12.0	2.7	7.0	1000
50M035060G016	M3.5 x .6	16.0	2.7	7.0	1000
50M035060G020	M3.5 x .6	20.0	2.7	7.0	1000
50M035060G025	M3.5 x .6	25.0	2.7	7.0	1000
50M035060G035	M3.5 x .6	35.0	2.7	7.0	1000
50M035060G042	M3.5 x .6	42.0	2.7	7.0	1000
50M040070G003	M4 x .7	3.0	3.1	8.0	1000
50M040070G006	M4 x .7	6.0	3.1	8.0	1000
50M040070G008	M4 x .7	8.0	3.1	8.0	1000
50M040070G010	M4 x .7	10.0	3.1	8.0	1000
50M040070G012	M4 x .7	12.0	3.1	8.0	1000
50M040070G016	M4 x .7	16.0	3.1	8.0	1000
50M040070G020	M4 x .7	20.0	3.1	8.0	1000

Item No.	Thread	L mm	H mm	ØA mm	Bulk Pack Qty
50M040070G025	M4 x .7	25.0	3.1	8.0	1000
50M040070G030	M4 x .7	30.0	3.1	8.0	1000
50M040070G035	M4 x .7	35.0	3.1	8.0	500
50M040070G040	M4 x .7	40.0	3.1	8.0	500
50M050080G006	M5 x .8	6.0	3.8	9.45	1000
50M050080G008	M5 x .8	8.0	3.8	9.45	1000
50M050080G010	M5 x .8	10.0	3.8	9.45	1000
50M050080G012	M5 x .8	12.0	3.8	9.45	1000
50M050080G015	M5 x .8	15.0	3.8	9.45	1000
50M050080G016	M5 x .8	16.0	3.8	9.45	1000
50M050080G020	M5 x .8	20.0	3.8	9.45	1000
50M050080G025	M5 x .8	25.0	3.8	9.45	500
50M050080G030	M5 x .8	30.0	3.8	9.45	500
50M050080G035	M5 x .8	35.0	3.8	9.45	500
50M050080G040	M5 x .8	40.0	3.8	9.45	500
50M060100G005	M6 x 1.0	5.0	4.6	12.0	1000
50M060100G008	M6 x 1.0	8.0	4.6	12.0	1000
50M060100G010	M6 x 1.0	10.0	4.6	12.0	500
50M060100G012	M6 x 1.0	12.0	4.6	12.0	500
50M060100G016	M6 x 1.0	16.0	4.6	12.0	500
50M060100G020	M6 x 1.0	20.0	4.6	12.0	500
50M060100G022	M6 x 1.0	22.0	4.6	12.0	500
50M060100G025	M6 x 1.0	25.0	4.6	12.0	500
50M060100G030	M6 x 1.0	30.0	4.6	12.0	500
50M060100G035	M6 x 1.0	35.0	4.6	12.0	500
50M060100G040	M6 x 1.0	40.0	4.6	12.0	500
50M060100G045	M6 x 1.0	45.0	4.6	12.0	500
50M060100G050	M6 x 1.0	50.0	4.6	12.0	500
50M060100G060	M6 x 1.0	60.0	4.6	12.0	500
50M060100G070	M6 x 1.0	70.0	4.6	12.0	500
50M060100G075	M6 x 1.0	75.0	4.6	12.0	500
50M080125G010	M8 x 1.25	10.0	6.0	16.0	500
50M080125G016	M8 x 1.25	16.0	6.0	16.0	500
50M080125G020	M8 x 1.25	20.0	6.0	16.0	500
50M080125G025	M8 x 1.25	25.0	6.0	16.0	500
50M080125G030	M8 x 1.25	30.0	6.0	16.0	500
50M080125G035	M8 x 1.25	35.0	6.0	16.0	500
50M080125G050	M8 x 1.25	50.0	6.0	16.0	500
50M080125G070	M8 x 1.25	70.0	6.0	16.0	500
50M100150G013	M10 x 1.5	13.0	7.0	18.0	500
50M100150G016	M10 x 1.5	16.0	7.0	18.0	500
50M100150G019	M10 x 1.5	19.0	7.0	18.0	500
50M100150G020	M10 x 1.5	20.0	7.0	18.0	500
50M100150G025	M10 x 1.5	25.0	7.0	18.0	500
50M100150G030	M10 x 1.5	30.0	7.0	18.0	500
50M100150G035	M10 x 1.5	35.0	7.0	18.0	500
50M100150G050	M10 x 1.5	50.0	7.0	18.0	500
50M100150G060	M10 x 1.5	60.0	7.0	18.0	500

ESSENTIAL SOLUTIONS DELIVERED

VISIT OUR WEBSITE
www.essentracomponents.com

GIVE US A CALL
800 847 0486

SEND US AN EMAIL
sales@essentracomponents.com

SEND US A FAX
866 561 6617

01F Series
Slotted Fillister Head Screw

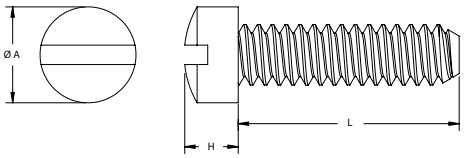

NEW

Specifications:

- Material: UL94 V-2 Nylon 6/6
- Color: Natural

Item No.	Thread	L mm	H mm	ØA mm	Bulk Pack Qty
010080F018	#0-80	0.188	0.026 - 0.032	0.119 - 0.126	1000
010080F025	#0-80	0.250	0.026 - 0.032	0.119 - 0.126	1000
010256F009	#2-56	0.094	0.066 - 0.083	0.124 - 0.140	1000
010256F012	#2-56	0.125	0.066 - 0.083	0.124 - 0.140	1000
010256F015	#2-56	0.156	0.066 - 0.083	0.124 - 0.140	1000
010256F018	#2-56	0.188	0.066 - 0.083	0.124 - 0.140	1000
010256F025	#2-56	0.250	0.066 - 0.083	0.124 - 0.140	1000
010256F028	#2-56	0.281	0.066 - 0.083	0.124 - 0.140	1000
010256F031	#2-56	0.313	0.066 - 0.083	0.124 - 0.140	1000
010256F037	#2-56	0.375	0.066 - 0.083	0.124 - 0.140	1000
010256F039	#2-56	0.391	0.066 - 0.083	0.124 - 0.140	1000
010256F043	#2-56	0.438	0.066 - 0.083	0.124 - 0.140	1000
010256F050	#2-56	0.500	0.066 - 0.083	0.124 - 0.140	1000
010256F056	#2-56	0.563	0.066 - 0.083	0.124 - 0.140	1000
010256F062	#2-56	0.625	0.066 - 0.083	0.124 - 0.140	1000
010256F075	#2-56	0.750	0.066 - 0.083	0.124 - 0.140	1000
010256F087	#2-56	0.875	0.066 - 0.083	0.124 - 0.140	1000
010256F100	#2-56	1.000	0.066 - 0.083	0.124 - 0.140	1000
010256F112	#2-56	1.125	0.066 - 0.083	0.124 - 0.140	1000
010264F018	#2-64	0.188	0.066 - 0.083	0.124 - 0.140	1000
010264F037	#2-64	0.375	0.066 - 0.083	0.124 - 0.140	1000
010348F012	#3-48	0.125	0.077 - 0.095	0.145 - 0.161	1000
010348F018	#3-48	0.188	0.077 - 0.095	0.145 - 0.161	1000
010348F025	#3-48	0.250	0.077 - 0.095	0.145 - 0.161	1000
010348F031	#3-48	0.313	0.077 - 0.095	0.145 - 0.161	1000
010348F037	#3-48	0.375	0.077 - 0.095	0.145 - 0.161	1000
010348F043	#3-48	0.438	0.077 - 0.095	0.145 - 0.161	1000
010348F050	#3-48	0.500	0.077 - 0.095	0.145 - 0.161	1000
010348F075	#3-48	0.750	0.077 - 0.095	0.145 - 0.161	1000
010356F031	#3-56	0.313	0.077 - 0.095	0.145 - 0.161	1000
010436F050	#4-36	0.500	0.088 - 0.107	0.166 - 0.183	1000
010440F009	#4-40	0.094	0.088 - 0.107	0.166 - 0.183	1000
010440F012	#4-40	0.125	0.088 - 0.107	0.166 - 0.183	1000
010440F014	#4-40	0.141	0.088 - 0.107	0.166 - 0.183	1000
010440F018	#4-40	0.188	0.088 - 0.107	0.166 - 0.183	1000
010440F025	#4-40	0.250	0.088 - 0.107	0.166 - 0.183	1000
010440F028	#4-40	0.281	0.088 - 0.107	0.166 - 0.183	1000
010440F031	#4-40	0.313	0.088 - 0.107	0.166 - 0.183	1000
010440F037	#4-40	0.375	0.088 - 0.107	0.166 - 0.183	1000
010440F043	#4-40	0.438	0.088 - 0.107	0.166 - 0.183	1000
010440F050	#4-40	0.500	0.088 - 0.107	0.166 - 0.183	1000
010440F056	#4-40	0.563	0.088 - 0.107	0.166 - 0.183	1000
010440F062	#4-40	0.625	0.088 - 0.107	0.166 - 0.183	1000
010440F068	#4-40	0.688	0.088 - 0.107	0.166 - 0.183	1000
010440F075	#4-40	0.750	0.088 - 0.107	0.166 - 0.183	1000
010440F087	#4-40	0.875	0.088 - 0.107	0.166 - 0.183	1000
010440F100	#4-40	1.000	0.088 - 0.107	0.166 - 0.183	1000
010440F112	#4-40	1.125	0.088 - 0.107	0.166 - 0.183	1000
010440F118	#4-40	1.188	0.088 - 0.107	0.166 - 0.183	1000
010440F125	#4-40	1.250	0.088 - 0.107	0.166 - 0.183	1000
010440F137	#4-40	1.375	0.088 - 0.107	0.166 - 0.183	1000
010440F150	#4-40	1.500	0.088 - 0.107	0.166 - 0.183	1000
010440F162	#4-40	1.625	0.088 - 0.107	0.166 - 0.183	1000
010440F175	#4-40	1.750	0.088 - 0.107	0.166 - 0.183	1000
010448F025	#4-48	0.250	0.088 - 0.107	0.166 - 0.183	1000
010540F037	#5-40	0.375	0.100 - 0.120	0.187 - 0.205	1000
010632F009	#6-32	0.094	0.111 - 0.132	0.208 - 0.226	1000
010632F012	#6-32	0.125	0.111 - 0.132	0.208 - 0.226	1000
010632F015	#6-32	0.156	0.111 - 0.132	0.208 - 0.226	1000
010632F018	#6-32	0.188	0.111 - 0.132	0.208 - 0.226	1000
010632F025	#6-32	0.250	0.111 - 0.132	0.208 - 0.226	1000
010632F031	#6-32	0.313	0.111 - 0.132	0.208 - 0.226	1000
010632F037	#6-32	0.375	0.111 - 0.132	0.208 - 0.226	1000
010632F043	#6-32	0.438	0.111 - 0.132	0.208 - 0.226	1000
010632F050	#6-32	0.500	0.111 - 0.132	0.208 - 0.226	1000
010632F056	#6-32	0.563	0.111 - 0.132	0.208 - 0.226	1000
010632F062	#6-32	0.625	0.111 - 0.132	0.208 - 0.226	1000
010632F068	#6-32	0.688	0.111 - 0.132	0.208 - 0.226	1000
010632F075	#6-32	0.750	0.111 - 0.132	0.208 - 0.226	1000
010632F087	#6-32	0.875	0.111 - 0.132	0.208 - 0.226	1000
010632F100	#6-32	1.000	0.111 - 0.132	0.208 - 0.226	1000
010632F112	#6-32	1.125	0.111 - 0.132	0.208 - 0.226	1000
010632F125	#6-32	1.250	0.111 - 0.132	0.208 - 0.226	1000
010632F150	#6-32	1.500	0.111 - 0.132	0.208 - 0.226	1000
010632F162	#6-32	1.625	0.111 - 0.132	0.208 - 0.226	1000
010632F175	#6-32	1.750	0.111 - 0.132	0.208 - 0.226	1000

Item No.	Thread	L mm	H mm	ØA mm	Bulk Pack Qty
010632F187	#6-32	1.875	0.111 - 0.132	0.208 - 0.226	1000
010632F200	#6-32	2.000	0.111 - 0.132	0.208 - 0.226	1000
010632F225	#6-32	2.250	0.111 - 0.132	0.208 - 0.226	1000
010640F025	#6-40	0.250	0.111 - 0.132	0.208 - 0.226	1000
010640F037	#6-40	0.375	0.111 - 0.132	0.208 - 0.226	1000
010640F075	#6-40	0.750	0.111 - 0.132	0.208 - 0.226	1000
010640F100	#6-40	1.000	0.111 - 0.132	0.208 - 0.226	1000
010832F012	#8-32	0.125	0.133 - 0.156	0.250 - 0.270	1000
010832F018	#8-32	0.188	0.133 - 0.156	0.250 - 0.270	1000
010832F025	#8-32	0.250	0.133 - 0.156	0.250 - 0.270	1000
010832F028	#8-32	0.281	0.133 - 0.156	0.250 - 0.270	1000
010832F031	#8-32	0.313	0.133 - 0.156	0.250 - 0.270	1000
010832F037	#8-32	0.375	0.133 - 0.156	0.250 - 0.270	1000
010832F043	#8-32	0.438	0.133 - 0.156	0.250 - 0.270	1000
010832F050	#8-32	0.500	0.133 - 0.156	0.250 - 0.270	1000
010832F062	#8-32	0.625	0.133 - 0.156	0.250 - 0.270	1000
010832F075	#8-32	0.750	0.133 - 0.156	0.250 - 0.270	1000
010832F087	#8-32	0.875	0.133 - 0.156	0.250 - 0.270	1000
010832F100	#8-32	1.000	0.133 - 0.156	0.250 - 0.270	1000
010832F112	#8-32	1.125	0.133 - 0.156	0.250 - 0.270	1000
010832F125	#8-32	1.250	0.133 - 0.156	0.250 - 0.270	1000
010832F137	#8-32	1.375	0.133 - 0.156	0.250 - 0.270	500
010832F150	#8-32	1.500	0.133 - 0.156	0.250 - 0.270	500
010832F175	#8-32	1.750	0.133 - 0.156	0.250 - 0.270	500
010832F187	#8-32	1.875	0.133 - 0.156	0.250 - 0.270	500
010832F200	#8-32	2.000	0.133 - 0.156	0.250 - 0.270	500
011024F012	#10-24	0.125	0.156 - 0.180	0.292 - 0.313	1000
011024F018	#10-24	0.188	0.156 - 0.180	0.292 - 0.313	1000
011024F025	#10-24	0.250	0.156 - 0.180	0.292 - 0.313	1000
011024F031	#10-24	0.313	0.156 - 0.180	0.292 - 0.313	1000
011024F037	#10-24	0.375	0.156 - 0.180	0.292 - 0.313	1000
011024F050	#10-24	0.500	0.156 - 0.180	0.292 - 0.313	1000
011024F062	#10-24	0.625	0.156 - 0.180	0.292 - 0.313	1000
011024F075	#10-24	0.750	0.156 - 0.180	0.292 - 0.313	1000
011024F100	#10-24	1.000	0.156 - 0.180	0.292 - 0.313	1000
011024F125	#10-24	1.250	0.156 - 0.180	0.292 - 0.313	500
011024F150	#10-24	1.500	0.156 - 0.180	0.292 - 0.313	1000
011024F200	#10-24	2.000	0.156 - 0.180	0.292 - 0.313	500
011032F012	#10-32	0.125	0.156 - 0.180	0.292 - 0.313	1000
011032F018	#10-32	0.188	0.156 - 0.180	0.292 - 0.313	1000
011032F025	#10-32	0.250	0.156 - 0.180	0.292 - 0.313	1000
011032F031	#10-32	0.313	0.156 - 0.180	0.292 - 0.313	1000
011032F037	#10-32	0.375	0.156 - 0.180	0.292 - 0.313	1000
011032F043	#10-32	0.438	0.156 - 0.180	0.292 - 0.313	1000
011032F050	#10-32	0.500	0.156 - 0.180	0.292 - 0.313	1000
011032F062	#10-32	0.625	0.156 - 0.180	0.292 - 0.313	1000
011032F075	#10-32	0.750	0.156 - 0.180	0.292 - 0.313	500
011032F081	#10-32	1.188	0.156 - 0.180	0.292 - 0.313	500
011032F087	#10-32	0.875	0.156 - 0.180	0.292 - 0.313	500
011032F100	#10-32	1.000	0.156 - 0.180	0.292 - 0.313	500
011032F106	#10-32	1.063	0.156 - 0.180	0.292 - 0.313	500
011032F125	#10-32	1.250	0.156 - 0.180	0.292 - 0.313	500
011032F150	#10-32	1.500	0.156 - 0.180	0.292 - 0.313	500
011032F175	#10-32	1.750	0.156 - 0.180	0.292 - 0.313	500
011032F200	#10-32	2.000	0.156 - 0.180	0.292 - 0.313	500
012520F025	1/4-20	0.250	0.207 - 0.237	0.389 - 0.414	500
012520F031	1/4-20	0.313	0.207 - 0.237	0.389 - 0.414	500
012520F037	1/4-20	0.375	0.207 - 0.237	0.389 - 0.414	500
012520F050	1/4-20	0.500	0.207 - 0.237	0.389 - 0.414	1000
012520F062	1/4-20	0.625	0.207 - 0.237	0.389 - 0.414	500
012520F075	1/4-20	0.750	0.207 - 0.237	0.389 - 0.414	500
012520F087	1/4-20	0.875	0.207 - 0.237	0.389 - 0.414	500
012520F100	1/4-20	1.000	0.207 - 0.237	0.389 - 0.414	500
012520F125	1/4-20	1.250	0.207 - 0.237	0.389 - 0.414	500
012520F150	1/4-20	1.500	0.207 - 0.237	0.389 - 0.414	500
012520F175	1/4-20	1.750	0.207 - 0.237	0.389 - 0.414	500
012520F200	1/4-20	2.000	0.207 - 0.237	0.389 - 0.414	500
012520F250	1/4-20	2.500	0.207 - 0.237	0.389 - 0.414	500
012528F018	1/4-28	0.188	0.207 - 0.237	0.389 - 0.414	500
012528F025	1/4-28	0.250	0.207 - 0.237	0.389 - 0.414	500
012528F037	1/4-28	0.375	0.207 - 0.237	0.389 - 0.414	500
012528F062	1/4-28	0.625	0.207 - 0.237	0.389 - 0.414	500
012528F075	1/4-28	0.750	0.207 - 0.237	0.389 - 0.414	500
012528F100	1/4-28	1.000	0.207 - 0.237	0.389 - 0.414	500
0137524F100	3/8-24	1.000	0.315 - 0.355	0.590 - 0.622	500

PLASTIC SCREWS

50F Series
Metric Slotted Fillister Head Screw

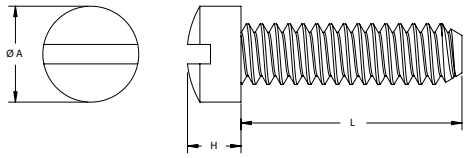

NEW

Specifications:
- Material: UL94 V-2 Nylon 6/6
- Color: Natural

Item No.	Thread	L mm	H mm	ØA mm	Bulk Pack Qty
50M020040F004	M2 x .4	4.0	1.6	3.8	1000
50M020040F005	M2 x .4	5.0	1.6	3.8	1000
50M020040F006	M2 x .4	6.0	1.6	3.8	1000
50M020040F008	M2 x .4	8.0	1.6	3.8	1000
50M020040F010	M2 x .4	10.0	1.6	3.8	1000
50M020040F012	M2 x .4	12.0	1.6	3.8	1000
50M020040F016	M2 x .4	16.0	1.6	3.8	1000
50M020040F020	M2 x .4	20.0	1.6	3.8	1000
50M020040F025	M2 x .4	25.0	1.6	3.8	1000
50M025045F004	M2.5 x .45	4.0	2.0	5.0	1000
50M025045F005	M2.5 x .45	5.0	2.0	5.0	1000
50M025045F006	M2.5 x .45	6.0	2.0	5.0	1000
50M025045F008	M2.5 x .45	8.0	2.0	5.0	1000
50M025045F010	M2.5 x .45	10.0	2.0	5.0	1000
50M025045F012	M2.5 x .45	12.0	2.0	5.0	1000
50M025045F016	M2.5 x .45	16.0	2.0	5.0	1000
50M025045F020	M2.5 x .45	20.0	2.0	5.0	1000
50M025045F025	M2.5 x .45	25.0	2.0	5.0	1000
50M030050F004	M3 x .5	4.0	2.4	6.0	1000
50M030050F005	M3 x .5	5.0	2.4	6.0	1000
50M030050F006	M3 x .5	6.0	2.4	6.0	1000
50M030050F008	M3 x .5	8.0	2.4	6.0	1000
50M030050F010	M3 x .5	10.0	2.4	6.0	1000
50M030050F012	M3 x .5	12.0	2.4	6.0	1000
50M030050F016	M3 x .5	16.0	2.4	6.0	1000
50M030050F020	M3 x .5	20.0	2.4	6.0	1000
50M030050F025	M3 x .5	25.0	2.4	6.0	1000
50M030050F030	M3 x .5	30.0	2.4	6.0	1000
50M030050F035	M3 x .5	35.0	2.4	6.0	1000
50M030050F042	M3 x .5	42.0	2.4	6.0	1000
50M035060F005	M3.5 x .6	5.0	2.7	7.0	1000
50M035060F006	M3.5 x .6	6.0	2.7	7.0	1000
50M035060F007	M3.5 x .6	7.0	2.7	7.0	#N/A
50M035060F008	M3.5 x .6	8.0	2.7	7.0	1000
50M035060F010	M3.5 x .6	10.0	2.7	7.0	1000
50M035060F012	M3.5 x .6	12.0	2.7	7.0	1000
50M035060F016	M3.5 x .6	16.0	2.7	7.0	1000
50M035060F020	M3.5 x .6	20.0	2.7	7.0	1000
50M035060F025	M3.5 x .6	25.0	2.7	7.0	1000
50M035060F035	M3.5 x .6	35.0	2.7	7.0	1000
50M035060F042	M3.5 x .6	42.0	2.7	7.0	1000
50M040070F003	M4 x .7	3.0	3.1	8.0	1000
50M040070F006	M4 x .7	6.0	3.1	8.0	1000
50M040070F008	M4 x .7	8.0	3.1	8.0	1000
50M040070F010	M4 x .7	10.0	3.1	8.0	1000
50M040070F012	M4 x .7	12.0	3.1	8.0	1000
50M040070F016	M4 x .7	16.0	3.1	8.0	1000
50M040070F020	M4 x .7	20.0	3.1	8.0	1000

Item No.	Thread	L mm	H mm	ØA mm	Bulk Pack Qty
50M040070F025	M4 x .7	25.0	3.1	8.0	1000
50M040070F030	M4 x .7	30.0	3.1	8.0	1000
50M040070F035	M4 x .7	35.0	3.1	8.0	500
50M040070F040	M4 x .7	40.0	3.1	8.0	500
50M050080F006	M5 x .8	6.0	3.8	9.4	1000
50M050080F008	M5 x .8	8.0	3.8	9.4	1000
50M050080F010	M5 x .8	10.0	3.8	9.4	1000
50M050080F012	M5 x .8	12.0	3.8	9.4	1000
50M050080F015	M5 x .8	15.0	3.8	9.4	1000
50M050080F016	M5 x .8	16.0	3.8	9.4	1000
50M050080F020	M5 x .8	20.0	3.8	9.4	1000
50M050080F025	M5 x .8	25.0	3.8	9.4	500
50M050080F030	M5 x .8	30.0	3.8	9.4	500
50M050080F035	M5 x .8	35.0	3.8	9.4	500
50M050080F040	M5 x .8	40.0	3.8	9.4	500
50M060100F005	M6 x 1.0	5.0	4.6	12.0	1000
50M060100F008	M6 x 1.0	8.0	4.6	12.0	1000
50M060100F010	M6 x 1.0	10.0	4.6	12.0	500
50M060100F012	M6 x 1.0	12.0	4.6	12.0	500
50M060100F016	M6 x 1.0	16.0	4.6	12.0	500
50M060100F020	M6 x 1.0	20.0	4.6	12.0	500
50M060100F022	M6 x 1.0	22.0	4.6	12.0	500
50M060100F025	M6 x 1.0	25.0	4.6	12.0	500
50M060100F030	M6 x 1.0	30.0	4.6	12.0	500
50M060100F035	M6 x 1.0	35.0	4.6	12.0	500
50M060100F040	M6 x 1.0	40.0	4.6	12.0	500
50M060100F045	M6 x 1.0	45.0	4.6	12.0	500
50M060100F050	M6 x 1.0	50.0	4.6	12.0	500
50M060100F060	M6 x 1.0	60.0	4.6	12.0	500
50M060100F070	M6 x 1.0	70.0	4.6	12.0	500
50M060100F075	M6 x 1.0	75.0	4.6	12.0	500
50M080125F010	M8 x 1.25	10.0	6.0	16.0	500
50M080125F016	M8 x 1.25	16.0	6.0	16.0	500
50M080125F020	M8 x 1.25	20.0	6.0	16.0	500
50M080125F025	M8 x 1.25	25.0	6.0	16.0	500
50M080125F030	M8 x 1.25	30.0	6.0	16.0	500
50M080125F035	M8 x 1.25	35.0	6.0	16.0	500
50M080125F050	M8 x 1.25	50.0	6.0	16.0	500
50M080125F070	M8 x 1.25	70.0	6.0	16.0	500
50M100150F013	M10 x 1.5	13.0	7.5	20.0	500
50M100150F016	M10 x 1.5	16.0	7.5	20.0	500
50M100150F019	M10 x 1.5	19.0	7.5	20.0	500
50M100150F020	M10 x 1.5	20.0	7.5	20.0	500
50M100150F025	M10 x 1.5	25.0	7.5	20.0	500
50M100150F030	M10 x 1.5	30.0	7.5	20.0	500
50M100150F035	M10 x 1.5	35.0	7.5	20.0	500
50M100150F050	M10 x 1.5	50.0	7.5	20.0	500
50M100150F060	M10 x 1.5	60.0	7.5	20.0	500

01FPC Series
Transparent Slotted Fillister Head Screw

NEW

Specifications:
- Material: UL94 V-2 Polycarbonate
- Color: Transparent

Features:
- Exceptionally high impact strength
- Polycarbonate is unaffected by greases, oils and detergents

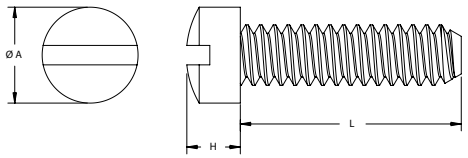

Item No.	Thread	L mm	H mm	ØA mm	Bulk Pack Qty
010440F025PC	#4-40	0.250	0.088 - 0.107	0.166 - 0.183	1000
010440F028PC	#4-40	0.281	0.088 - 0.107	0.166 - 0.183	1000
010440F037PC	#4-40	0.375	0.088 - 0.107	0.166 - 0.183	1000
010440F050PC	#4-40	0.500	0.088 - 0.107	0.166 - 0.183	1000
010632F025PC	#6-32	0.250	0.111 - 0.132	0.208 - 0.226	1000
010632F037PC	#6-32	0.375	0.111 - 0.132	0.208 - 0.226	1000
010632F050PC	#6-32	0.500	0.111 - 0.132	0.208 - 0.226	1000
010632F062PC	#6-32	0.625	0.111 - 0.132	0.208 - 0.226	1000
010632F075PC	#6-32	0.750	0.111 - 0.132	0.208 - 0.226	1000
010832F012PC	#8-32	0.125	0.133 - 0.156	0.250 - 0.270	1000
010832F025PC	#8-32	0.250	0.133 - 0.156	0.250 - 0.270	1000

Item No.	Thread	L mm	H mm	ØA mm	Bulk Pack Qty
010832F037PC	#8-32	0.375	0.133 - 0.156	0.250 - 0.270	1000
010832F050PC	#8-32	0.500	0.133 - 0.156	0.250 - 0.270	1000
010832F062PC	#8-32	0.625	0.133 - 0.156	0.250 - 0.270	1000
010832F075PC	#8-32	0.750	0.133 - 0.156	0.250 - 0.270	1000
011032F025PC	#10-32	0.250	0.156 - 0.180	0.292 - 0.313	1000
011032F037PC	#10-32	0.375	0.156 - 0.180	0.292 - 0.313	1000
011032F050PC	#10-32	0.500	0.156 - 0.180	0.292 - 0.313	1000
011032F062PC	#10-32	0.625	0.156 - 0.180	0.292 - 0.313	1000
011032F075PC	#10-32	0.750	0.156 - 0.180	0.292 - 0.313	500
011032F100PC	#10-32	1.000	0.156 - 0.180	0.292 - 0.313	500

01CD Series
Combo Binder Head Screw

NEW

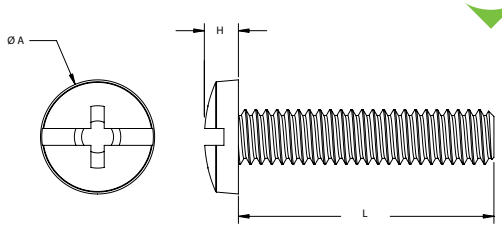

Specifications:
- Material: UL94 V-2 Nylon 6/6
- Color: Natural

Features:
- Head height may be larger than standard binder head style

Item No.	Thread	Drive Size	L in	H in	ØA in	Bulk Pack Qty
010256CD009	#2-56	#0	0.094	0.171 - 0.181	0.066 - 0.072	1000
010256CD012	#2-56	#0	0.125	0.171 - 0.181	0.066 - 0.072	1000
010256CD015	#2-56	#0	0.156	0.171 - 0.181	0.066 - 0.072	1000
010256CD018	#2-56	#0	0.188	0.171 - 0.181	0.066 - 0.072	1000
010256CD025	#2-56	#0	0.250	0.171 - 0.181	0.066 - 0.072	1000
010256CD028	#2-56	#0	0.281	0.171 - 0.181	0.066 - 0.072	1000
010256CD031	#2-56	#0	0.313	0.171 - 0.181	0.066 - 0.072	1000
010256CD037	#2-56	#0	0.375	0.171 - 0.181	0.066 - 0.072	1000
010256CD039	#2-56	#0	0.391	0.171 - 0.181	0.066 - 0.072	1000
010256CD043	#2-56	#0	0.438	0.171 - 0.181	0.066 - 0.072	1000
010256CD050	#2-56	#0	0.500	0.171 - 0.181	0.066 - 0.072	1000
010256CD056	#2-56	#0	0.563	0.171 - 0.181	0.066 - 0.072	1000
010256CD062	#2-56	#0	0.625	0.171 - 0.181	0.066 - 0.072	1000
010256CD075	#2-56	#0	0.750	0.171 - 0.181	0.066 - 0.072	1000
010256CD087	#2-56	#0	0.875	0.171 - 0.181	0.066 - 0.072	1000
010256CD100	#2-56	#0	1.000	0.171 - 0.181	0.066 - 0.072	1000
010256CD112	#2-56	#0	1.125	0.171 - 0.181	0.066 - 0.072	1000
010264CD018	#2-64	#0	0.188	0.171 - 0.181	0.066 - 0.072	1000
010264CD037	#2-64	#0	0.375	0.171 - 0.181	0.066 - 0.072	1000
010440CD009	#4-40	#1	0.094	0.223 - 0.235	0.071 - 0.077	1000
010440CD012	#4-40	#1	0.125	0.223 - 0.235	0.071 - 0.077	1000
010440CD014	#4-40	#1	0.141	0.223 - 0.235	0.071 - 0.077	1000
010440CD018	#4-40	#1	0.188	0.223 - 0.235	0.071 - 0.077	1000
010440CD025	#4-40	#1	0.250	0.223 - 0.235	0.071 - 0.077	1000
010440CD028	#4-40	#1	0.281	0.223 - 0.235	0.071 - 0.077	1000
010440CD031	#4-40	#1	0.313	0.223 - 0.235	0.071 - 0.077	1000
010440CD037	#4-40	#1	0.375	0.223 - 0.235	0.071 - 0.077	1000
010440CD043	#4-40	#1	0.438	0.223 - 0.235	0.071 - 0.077	1000
010440CD050	#4-40	#1	0.500	0.223 - 0.235	0.071 - 0.077	1000
010440CD056	#4-40	#1	0.563	0.223 - 0.235	0.071 - 0.077	1000
010440CD062	#4-40	#1	0.625	0.223 - 0.235	0.071 - 0.077	1000
010440CD068	#4-40	#1	0.688	0.223 - 0.235	0.071 - 0.077	1000
010440CD075	#4-40	#1	0.750	0.223 - 0.235	0.071 - 0.077	1000
010440CD087	#4-40	#1	0.875	0.223 - 0.235	0.071 - 0.077	1000
010440CD100	#4-40	#1	1.000	0.223 - 0.235	0.071 - 0.077	1000
010440CD112	#4-40	#1	1.125	0.223 - 0.235	0.071 - 0.077	1000
010440CD118	#4-40	#1	1.188	0.223 - 0.235	0.071 - 0.077	1000
010440CD125	#4-40	#1	1.250	0.223 - 0.235	0.071 - 0.077	500
010440CD137	#4-40	#1	1.375	0.223 - 0.235	0.071 - 0.077	1000
010440CD150	#4-40	#1	1.500	0.223 - 0.235	0.071 - 0.077	1000
010440CD162	#4-40	#1	1.625	0.223 - 0.235	0.071 - 0.077	1000
010440CD175	#4-40	#1	1.750	0.223 - 0.235	0.071 - 0.077	1000
010632CD009	#6-32	#2	0.094	0.275 - 0.290	0.091 - 0.097	1000
010632CD012	#6-32	#2	0.125	0.275 - 0.290	0.091 - 0.097	1000
010632CD015	#6-32	#2	0.156	0.275 - 0.290	0.091 - 0.097	1000
010632CD018	#6-32	#2	0.188	0.275 - 0.290	0.091 - 0.097	1000
010632CD025	#6-32	#2	0.250	0.275 - 0.290	0.091 - 0.097	1000
010632CD031	#6-32	#2	0.313	0.275 - 0.290	0.091 - 0.097	1000
010632CD037	#6-32	#2	0.375	0.275 - 0.290	0.091 - 0.097	1000
010632CD043	#6-32	#2	0.438	0.275 - 0.290	0.091 - 0.097	1000
010632CD050	#6-32	#2	0.500	0.275 - 0.290	0.091 - 0.097	1000
010632CD056	#6-32	#2	0.563	0.275 - 0.290	0.091 - 0.097	1000
010632CD062	#6-32	#2	0.625	0.275 - 0.290	0.091 - 0.097	1000
010632CD068	#6-32	#2	0.688	0.275 - 0.290	0.091 - 0.097	1000
010632CD075	#6-32	#2	0.750	0.275 - 0.290	0.091 - 0.097	1000
010632CD087	#6-32	#2	0.875	0.275 - 0.290	0.091 - 0.097	1000
010632CD100	#6-32	#2	1.000	0.275 - 0.290	0.091 - 0.097	1000
010632CD112	#6-32	#2	1.125	0.275 - 0.290	0.091 - 0.097	1000
010632CD125	#6-32	#2	1.250	0.275 - 0.290	0.091 - 0.097	1000
010632CD150	#6-32	#2	1.500	0.275 - 0.290	0.091 - 0.097	1000
010632CD162	#6-32	#2	1.625	0.275 - 0.290	0.091 - 0.097	1000
010632CD175	#6-32	#2	1.750	0.275 - 0.290	0.091 - 0.097	1000
010632CD187	#6-32	#2	1.875	0.275 - 0.290	0.091 - 0.097	1000
010632CD200	#6-32	#2	2.000	0.275 - 0.290	0.091 - 0.097	1000
010632CD225	#6-32	#2	2.250	0.275 - 0.290	0.091 - 0.097	1000
010832CD012	#8-32	#2	0.125	0.326 - 0.344	0.095 - 0.105	1000
010832CD018	#8-32	#2	0.188	0.326 - 0.344	0.095 - 0.105	1000
010832CD025	#8-32	#2	0.250	0.326 - 0.344	0.095 - 0.105	1000
010832CD028	#8-32	#2	0.281	0.326 - 0.344	0.095 - 0.105	1000
010832CD031	#8-32	#2	0.313	0.326 - 0.344	0.095 - 0.105	1000
010832CD037	#8-32	#2	0.375	0.326 - 0.344	0.095 - 0.105	1000
010832CD043	#8-32	#2	0.438	0.326 - 0.344	0.095 - 0.105	1000
010832CD050	#8-32	#2	0.500	0.326 - 0.344	0.095 - 0.105	1000
010832CD062	#8-32	#2	0.625	0.326 - 0.344	0.095 - 0.105	1000
010832CD075	#8-32	#2	0.750	0.326 - 0.344	0.095 - 0.105	1000
010832CD087	#8-32	#2	0.875	0.326 - 0.344	0.095 - 0.105	1000
010832CD100	#8-32	#2	1.000	0.326 - 0.344	0.095 - 0.105	1000
010832CD112	#8-32	#2	1.125	0.326 - 0.344	0.095 - 0.105	1000
010832CD125	#8-32	#2	1.250	0.326 - 0.344	0.095 - 0.105	500
010832CD137	#8-32	#2	1.375	0.326 - 0.344	0.095 - 0.105	500
010832CD150	#8-32	#2	1.500	0.326 - 0.344	0.095 - 0.105	500
010832CD175	#8-32	#2	1.750	0.326 - 0.344	0.095 - 0.105	500
010832CD187	#8-32	#2	1.875	0.326 - 0.344	0.095 - 0.105	500
010832CD200	#8-32	#2	2.000	0.326 - 0.344	0.095 - 0.105	500
011024CD012	#10-24	#2	0.125	0.378 - 0.399	0.112 - 0.123	1000
011024CD018	#10-24	#2	0.188	0.378 - 0.399	0.112 - 0.123	1000
011024CD025	#10-24	#2	0.250	0.378 - 0.399	0.112 - 0.123	1000
011024CD031	#10-24	#2	0.313	0.378 - 0.399	0.112 - 0.123	1000
011024CD037	#10-24	#2	0.375	0.378 - 0.399	0.112 - 0.123	1000
011024CD050	#10-24	#2	0.500	0.378 - 0.399	0.112 - 0.123	1000
011024CD062	#10-24	#2	0.625	0.378 - 0.399	0.112 - 0.123	1000
011024CD075	#10-24	#2	0.750	0.378 - 0.399	0.112 - 0.123	1000
011024CD100	#10-24	#2	1.000	0.378 - 0.399	0.112 - 0.123	500
011024CD125	#10-24	#2	1.250	0.378 - 0.399	0.112 - 0.123	500
011024CD150	#10-24	#2	1.500	0.378 - 0.399	0.112 - 0.123	500
011032CD012	#10-32	#2	0.125	0.378 - 0.399	0.112 - 0.123	1000
011032CD018	#10-32	#2	0.188	0.378 - 0.399	0.112 - 0.123	1000
011032CD025	#10-32	#2	0.250	0.378 - 0.399	0.112 - 0.123	1000
011032CD031	#10-32	#2	0.313	0.378 - 0.399	0.112 - 0.123	1000
011032CD037	#10-32	#2	0.375	0.378 - 0.399	0.112 - 0.123	1000
011032CD043	#10-32	#2	0.438	0.378 - 0.399	0.112 - 0.123	1000
011032CD050	#10-32	#2	0.500	0.378 - 0.399	0.112 - 0.123	1000
011032CD062	#10-32	#2	0.625	0.378 - 0.399	0.112 - 0.123	1000
011032CD075	#10-32	#2	0.750	0.378 - 0.399	0.112 - 0.123	500
011032CD081	#10-32	#2	1.188	0.378 - 0.399	0.112 - 0.123	500
011032CD087	#10-32	#2	0.875	0.378 - 0.399	0.112 - 0.123	500
011032CD100	#10-32	#2	1.000	0.378 - 0.399	0.112 - 0.123	500
011032CD106	#10-32	#2	1.063	0.378 - 0.399	0.112 - 0.123	500
011032CD125	#10-32	#2	1.250	0.378 - 0.399	0.112 - 0.123	500
011032CD150	#10-32	#2	1.500	0.378 - 0.399	0.112 - 0.123	500
011032CD175	#10-32	#2	1.750	0.378 - 0.399	0.112 - 0.123	500
011032CD200	#10-32	#2	2.000	0.378 - 0.399	0.112 - 0.123	500
012520CD025	1/4-20	#3	0.250	0.498 - 0.525	0.152 - 0.165	1000
012520CD031	1/4-20	#3	0.313	0.498 - 0.525	0.152 - 0.165	1000
012520CD037	1/4-20	#3	0.375	0.498 - 0.525	0.152 - 0.165	1000
012520CD050	1/4-20	#3	0.500	0.498 - 0.525	0.152 - 0.165	500
012520CD062	1/4-20	#3	0.625	0.498 - 0.525	0.152 - 0.165	500
012520CD075	1/4-20	#3	0.750	0.498 - 0.525	0.152 - 0.165	500
012520CD087	1/4-20	#3	0.875	0.498 - 0.525	0.152 - 0.165	500
012520CD100	1/4-20	#3	1.000	0.498 - 0.525	0.152 - 0.165	500
012520CD125	1/4-20	#3	1.250	0.498 - 0.525	0.152 - 0.165	500
012520CD150	1/4-20	#3	1.500	0.498 - 0.525	0.152 - 0.165	500
012520CD175	1/4-20	#3	1.750	0.498 - 0.525	0.152 - 0.165	500
012520CD200	1/4-20	#3	2.000	0.498 - 0.525	0.152 - 0.165	500
012520CD250	1/4-20	#3	2.500	0.498 - 0.525	0.152 - 0.165	500
012528CD018	1/4-28	#3	0.188	0.498 - 0.525	0.152 - 0.165	500
012528CD025	1/4-28	#3	0.250	0.498 - 0.525	0.152 - 0.165	500
012528CD037	1/4-28	#3	0.375	0.498 - 0.525	0.152 - 0.165	500
012528CD062	1/4-28	#3	0.625	0.498 - 0.525	0.152 - 0.165	500
012528CD075	1/4-28	#3	0.750	0.498 - 0.525	0.152 - 0.165	500
012528CD100	1/4-28	#3	1.000	0.498 - 0.525	0.152 - 0.165	500

PLASTIC SCREWS

01B Series
Slotted Binder Head Screw

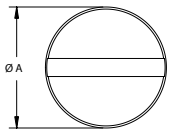

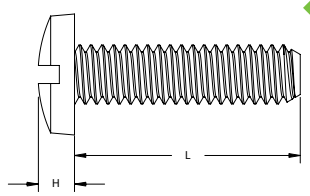

NEW

Specifications:
- Material: UL94 V-2 Nylon 6/6
- Color: Natural

Item No.	Thread	L in	H in	ØA in	Bulk Pack Qty
010080B012	#0-80	0.125	0.026 - 0.032	0.119 - 0.126	1000
010080B018	#0-80	0.188	0.026 - 0.032	0.119 - 0.126	1000
010080B025	#0-80	0.250	0.026 - 0.032	0.119 - 0.126	1000
010256B009	#2-56	0.094	0.043 - 0.050	0.171 - 0.181	1000
010256B012	#2-56	0.125	0.043 - 0.050	0.171 - 0.181	1000
010256B015	#2-56	0.156	0.043 - 0.050	0.171 - 0.181	1000
010256B018	#2-56	0.188	0.043 - 0.050	0.171 - 0.181	1000
010256B025	#2-56	0.250	0.043 - 0.050	0.171 - 0.181	1000
010256B028	#2-56	0.281	0.043 - 0.050	0.171 - 0.181	1000
010256B031	#2-56	0.313	0.043 - 0.050	0.171 - 0.181	1000
010256B037	#2-56	0.375	0.043 - 0.050	0.171 - 0.181	1000
010256B039	#2-56	0.390	0.043 - 0.050	0.171 - 0.181	1000
010256B043	#2-56	0.438	0.043 - 0.050	0.171 - 0.181	1000
010256B050	#2-56	0.500	0.043 - 0.050	0.171 - 0.181	1000
010256B056	#2-56	0.563	0.043 - 0.050	0.171 - 0.181	1000
010256B062	#2-56	0.625	0.043 - 0.050	0.171 - 0.181	1000
010256B075	#2-56	0.750	0.043 - 0.050	0.171 - 0.181	1000
010256B087	#2-56	0.875	0.043 - 0.050	0.171 - 0.181	1000
010256B100	#2-56	1.000	0.043 - 0.050	0.171 - 0.181	1000
010256B112	#2-56	1.125	0.043 - 0.050	0.171 - 0.181	1000
010264B018	#2-64	0.188	0.043 - 0.050	0.171 - 0.181	1000
010264B037	#2-64	0.375	0.043 - 0.050	0.171 - 0.181	1000
010436B050	#4-36	0.500	0.061 - 0.068	0.223 - 0.235	1000
010440B009	#4-40	0.094	0.061 - 0.068	0.223 - 0.235	1000
010440B012	#4-40	0.125	0.061 - 0.068	0.223 - 0.235	1000
010440B014	#4-40	0.141	0.061 - 0.068	0.223 - 0.235	1000
010440B018	#4-40	0.188	0.061 - 0.068	0.223 - 0.235	1000
010440B025	#4-40	0.250	0.061 - 0.068	0.223 - 0.235	1000
010440B028	#4-40	0.281	0.061 - 0.068	0.223 - 0.235	1000
010440B031	#4-40	0.313	0.061 - 0.068	0.223 - 0.235	1000
010440B037	#4-40	0.375	0.061 - 0.068	0.223 - 0.235	1000
010440B043	#4-40	0.438	0.061 - 0.068	0.223 - 0.235	1000
010440B050	#4-40	0.500	0.061 - 0.068	0.223 - 0.235	1000
010440B056	#4-40	0.563	0.061 - 0.068	0.223 - 0.235	1000
010440B062	#4-40	0.625	0.061 - 0.068	0.223 - 0.235	1000
010440B068	#4-40	0.688	0.061 - 0.068	0.223 - 0.235	1000
010440B075	#4-40	0.750	0.061 - 0.068	0.223 - 0.235	1000
010440B087	#4-40	0.875	0.061 - 0.068	0.223 - 0.235	1000
010440B100	#4-40	1.000	0.061 - 0.068	0.223 - 0.235	1000
010440B112	#4-40	1.125	0.061 - 0.068	0.223 - 0.235	1000
010440B118	#4-40	1.188	0.061 - 0.068	0.223 - 0.235	1000
010440B125	#4-40	1.250	0.061 - 0.068	0.223 - 0.235	1000
010440B137	#4-40	1.375	0.061 - 0.068	0.223 - 0.235	1000
010440B150	#4-40	1.500	0.061 - 0.068	0.223 - 0.235	1000
010440B162	#4-40	1.625	0.061 - 0.068	0.223 - 0.235	1000
010440B175	#4-40	1.750	0.061 - 0.068	0.223 - 0.235	1000
010448B025	#4-48	0.250	0.061 - 0.068	0.223 - 0.235	1000
010632B009	#6-32	0.094	0.078 - 0.087	0.275 - 0.290	1000
010632B012	#6-32	0.125	0.078 - 0.087	0.275 - 0.290	1000
010632B015	#6-32	0.156	0.078 - 0.087	0.275 - 0.290	1000
010632B018	#6-32	0.188	0.078 - 0.087	0.275 - 0.290	1000
010632B025	#6-32	0.250	0.078 - 0.087	0.275 - 0.290	1000
010632B031	#6-32	0.313	0.078 - 0.087	0.275 - 0.290	1000
010632B037	#6-32	0.375	0.078 - 0.087	0.275 - 0.290	1000
010632B043	#6-32	0.438	0.078 - 0.087	0.275 - 0.290	1000
010632B050	#6-32	0.500	0.078 - 0.087	0.275 - 0.290	1000
010632B056	#6-32	0.563	0.078 - 0.087	0.275 - 0.290	1000
010632B062	#6-32	0.625	0.078 - 0.087	0.275 - 0.290	1000
010632B068	#6-32	0.688	0.078 - 0.087	0.275 - 0.290	1000
010632B075	#6-32	0.750	0.078 - 0.087	0.275 - 0.290	1000
010632B087	#6-32	0.875	0.078 - 0.087	0.275 - 0.290	1000
010632B100	#6-32	1.000	0.078 - 0.087	0.275 - 0.290	1000
010632B112	#6-32	1.125	0.078 - 0.087	0.275 - 0.290	1000
010632B125	#6-32	1.250	0.078 - 0.087	0.275 - 0.290	1000
010632B150	#6-32	1.500	0.078 - 0.087	0.275 - 0.290	1000
010632B162	#6-32	1.625	0.078 - 0.087	0.275 - 0.290	1000
010632B175	#6-32	1.750	0.078 - 0.087	0.275 - 0.290	1000
010632B187	#6-32	1.875	0.078 - 0.087	0.275 - 0.290	1000
010632B200	#6-32	2.000	0.078 - 0.087	0.275 - 0.290	1000
010632B225	#6-32	2.250	0.078 - 0.087	0.275 - 0.290	1000
010640B025	#6-40	0.250	0.078 - 0.087	0.275 - 0.290	1000
010640B037	#6-40	0.375	0.078 - 0.087	0.275 - 0.290	1000
010640B075	#6-40	0.750	0.078 - 0.087	0.275 - 0.290	1000
010640B100	#6-40	1.000	0.078 - 0.087	0.275 - 0.290	1000
010832B012	#8-32	0.125	0.095 - 0.105	0.326 - 0.344	1000
010832B018	#8-32	0.188	0.095 - 0.105	0.326 - 0.344	1000
010832B025	#8-32	0.250	0.095 - 0.105	0.326 - 0.344	1000
010832B028	#8-32	0.281	0.095 - 0.105	0.326 - 0.344	1000
010832B031	#8-32	0.313	0.095 - 0.105	0.326 - 0.344	1000
010832B037	#8-32	0.375	0.095 - 0.105	0.326 - 0.344	1000
010832B043	#8-32	0.438	0.095 - 0.105	0.326 - 0.344	1000
010832B050	#8-32	0.500	0.095 - 0.105	0.326 - 0.344	1000
010832B062	#8-32	0.625	0.095 - 0.105	0.326 - 0.344	1000
010832B075	#8-32	0.750	0.095 - 0.105	0.326 - 0.344	500
010832B087	#8-32	0.875	0.095 - 0.105	0.326 - 0.344	1000
010832B100	#8-32	1.000	0.095 - 0.105	0.326 - 0.344	1000
010832B112	#8-32	1.125	0.095 - 0.105	0.326 - 0.344	1000
010832B125	#8-32	1.250	0.095 - 0.105	0.326 - 0.344	1000
010832B137	#8-32	1.375	0.095 - 0.105	0.326 - 0.344	500
010832B150	#8-32	1.500	0.095 - 0.105	0.326 - 0.344	500
010832B175	#8-32	1.750	0.095 - 0.105	0.326 - 0.344	500
010832B187	#8-32	1.875	0.095 - 0.105	0.326 - 0.344	500
010832B200	#8-32	2.000	0.095 - 0.105	0.326 - 0.344	500
011024B012	#10-24	0.125	0.112 - 0.123	0.378 - 0.399	1000
011024B018	#10-24	0.188	0.112 - 0.123	0.378 - 0.399	1000
011024B025	#10-24	0.250	0.112 - 0.123	0.378 - 0.399	1000
011024B031	#10-24	0.313	0.112 - 0.123	0.378 - 0.399	1000
011024B037	#10-24	0.375	0.112 - 0.123	0.378 - 0.399	1000
011024B050	#10-24	0.500	0.112 - 0.123	0.378 - 0.399	1000
011024B062	#10-24	0.625	0.112 - 0.123	0.378 - 0.399	1000
011024B075	#10-24	0.750	0.112 - 0.123	0.378 - 0.399	1000
011024B100	#10-24	1.000	0.112 - 0.123	0.378 - 0.399	500
011024B125	#10-24	1.250	0.112 - 0.123	0.378 - 0.399	500
011024B150	#10-24	1.500	0.112 - 0.123	0.378 - 0.399	500
011032B012	#10-32	0.125	0.112 - 0.123	0.378 - 0.399	1000
011032B018	#10-32	0.188	0.112 - 0.123	0.378 - 0.399	1000
011032B025	#10-32	0.250	0.112 - 0.123	0.378 - 0.399	1000
011032B031	#10-32	0.313	0.112 - 0.123	0.378 - 0.399	1000
011032B037	#10-32	0.375	0.112 - 0.123	0.378 - 0.399	1000
011032B043	#10-32	0.438	0.112 - 0.123	0.378 - 0.399	1000
011032B050	#10-32	0.500	0.112 - 0.123	0.378 - 0.399	1000
011032B062	#10-32	0.625	0.112 - 0.123	0.378 - 0.399	1000
011032B075	#10-32	0.750	0.112 - 0.123	0.378 - 0.399	500
011032B081	#10-32	1.188	0.112 - 0.123	0.378 - 0.399	500
011032B087	#10-32	0.875	0.112 - 0.123	0.378 - 0.399	500
011032B100	#10-32	1.000	0.112 - 0.123	0.378 - 0.399	500
011032B106	#10-32	1.063	0.112 - 0.123	0.378 - 0.399	500
011032B125	#10-32	1.250	0.112 - 0.123	0.378 - 0.399	500
011032B150	#10-32	1.500	0.112 - 0.123	0.378 - 0.399	500
011032B175	#10-32	1.750	0.112 - 0.123	0.378 - 0.399	500
011032B200	#10-32	2.000	0.112 - 0.123	0.378 - 0.399	500
012520B025	1/4-20	0.250	0.152 - 0.165	0.498 - 0.525	1000
012520B031	1/4-20	0.313	0.152 - 0.165	0.498 - 0.525	1000
012520B037	1/4-20	0.375	0.152 - 0.165	0.498 - 0.525	1000
012520B050	1/4-20	0.500	0.152 - 0.165	0.498 - 0.525	500
012520B062	1/4-20	0.625	0.152 - 0.165	0.498 - 0.525	500
012520B075	1/4-20	0.750	0.152 - 0.165	0.498 - 0.525	500
012520B087	1/4-20	0.875	0.152 - 0.165	0.498 - 0.525	500
012520B100	1/4-20	1.000	0.152 - 0.165	0.498 - 0.525	500
012520B125	1/4-20	1.250	0.152 - 0.165	0.498 - 0.525	500
012520B150	1/4-20	1.500	0.152 - 0.165	0.498 - 0.525	1000
012520B175	1/4-20	1.750	0.152 - 0.165	0.498 - 0.525	500
012520B200	1/4-20	2.000	0.152 - 0.165	0.498 - 0.525	500
012520B250	1/4-20	2.500	0.152 - 0.165	0.498 - 0.525	500
012528B018	1/4-28	0.188	0.152 - 0.165	0.498 - 0.525	500
012528B025	1/4-28	0.250	0.152 - 0.165	0.498 - 0.525	500
012528B037	1/4-28	0.375	0.152 - 0.165	0.498 - 0.525	500
012528B062	1/4-28	0.625	0.152 - 0.165	0.498 - 0.525	500
012528B075	1/4-28	0.750	0.152 - 0.165	0.498 - 0.525	500
012528B100	1/4-28	1.000	0.152 - 0.165	0.498 - 0.525	500

01R Series
Slotted Round Head Screw

NEW

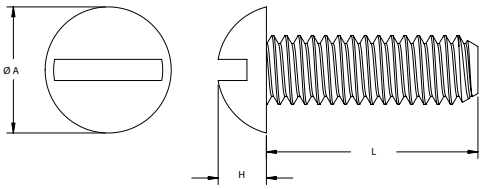

Specifications:

- Material: UL94 V-2 Nylon 6/6
- Color: Natural

Item No.	Thread	L in	H in	ØA in	Bulk Pack Qty
010080R012	#0-80	0.125	0.119 - 0.126	0.026 - 0.032	1000
010080R018	#0-80	0.188	0.119 - 0.126	0.026 - 0.032	1000
010080R025	#0-80	0.250	0.119 - 0.126	0.026 - 0.032	1000
010164R025	#1-64	0.250	0.122 - 0.138	0.051 - 0.061	1000
010164R075	#1-64	0.750	0.122 - 0.138	0.051 - 0.061	1000
010172R025	#1-72	0.250	0.122 - 0.138	0.051 - 0.061	1000
010172R050	#1-72	0.500	0.122 - 0.138	0.051 - 0.061	1000
010256R006	#2-56	0.063	0.146 - 0.162	0.059 - 0.069	1000
010256R009	#2-56	0.094	0.146 - 0.162	0.059 - 0.069	1000
010256R012	#2-56	0.125	0.146 - 0.162	0.059 - 0.069	1000
010256R015	#2-56	0.156	0.146 - 0.162	0.059 - 0.069	1000
010256R018	#2-56	0.188	0.146 - 0.162	0.059 - 0.069	1000
010256R025	#2-56	0.250	0.146 - 0.162	0.059 - 0.069	1000
010256R028	#2-56	0.281	0.146 - 0.162	0.059 - 0.069	1000
010256R031	#2-56	0.313	0.146 - 0.162	0.059 - 0.069	1000
010256R037	#2-56	0.375	0.146 - 0.162	0.059 - 0.069	1000
010256R043	#2-56	0.438	0.146 - 0.162	0.059 - 0.069	1000
010256R050	#2-56	0.500	0.146 - 0.162	0.059 - 0.069	1000
010256R056	#2-56	0.563	0.146 - 0.162	0.059 - 0.069	1000
010256R062	#2-56	0.625	0.146 - 0.162	0.059 - 0.069	1000
010256R075	#2-56	0.750	0.146 - 0.162	0.059 - 0.069	1000
010256R087	#2-56	0.875	0.146 - 0.162	0.059 - 0.069	1000
010256R100	#2-56	1.000	0.146 - 0.162	0.059 - 0.069	1000
010256R112	#2-56	1.125	0.146 - 0.162	0.059 - 0.069	1000
010264R018	#2-64	0.188	0.146 - 0.162	0.059 - 0.069	1000
010264R037	#2-64	0.375	0.146 - 0.162	0.059 - 0.069	1000
010348R012	#3-48	0.125	0.169 - 0.187	0.067 - 0.078	1000
010348R018	#3-48	0.188	0.169 - 0.187	0.067 - 0.078	1000
010348R025	#3-48	0.250	0.169 - 0.187	0.067 - 0.078	1000
010348R031	#3-48	0.313	0.169 - 0.187	0.067 - 0.078	1000
010348R037	#3-48	0.375	0.169 - 0.187	0.067 - 0.078	1000
010348R043	#3-48	0.438	0.169 - 0.187	0.067 - 0.078	1000
010348R050	#3-48	0.500	0.169 - 0.187	0.067 - 0.078	1000
010348R075	#3-48	0.750	0.169 - 0.187	0.067 - 0.078	1000
010356R031	#3-56	0.313	0.169 - 0.187	0.067 - 0.078	1000
010436R050	#4-36	0.500	0.193 - 0.211	0.075 - 0.086	1000
010440R009	#4-40	0.094	0.193 - 0.211	0.075 - 0.086	1000
010440R012	#4-40	0.125	0.193 - 0.211	0.075 - 0.086	1000
010440R014	#4-40	0.141	0.193 - 0.211	0.075 - 0.086	1000
010440R018	#4-40	0.188	0.193 - 0.211	0.075 - 0.086	1000
010440R025	#4-40	0.250	0.193 - 0.211	0.075 - 0.086	1000
010440R028	#4-40	0.281	0.193 - 0.211	0.075 - 0.086	1000
010440R031	#4-40	0.313	0.193 - 0.211	0.075 - 0.086	1000
010440R037	#4-40	0.375	0.193 - 0.211	0.075 - 0.086	1000
010440R043	#4-40	0.438	0.193 - 0.211	0.075 - 0.086	1000
010440R050	#4-40	0.500	0.193 - 0.211	0.075 - 0.086	1000
010440R056	#4-40	0.563	0.193 - 0.211	0.075 - 0.086	1000
010440R062	#4-40	0.625	0.193 - 0.211	0.075 - 0.086	1000
010440R068	#4-40	0.688	0.193 - 0.211	0.075 - 0.086	1000
010440R075	#4-40	0.750	0.193 - 0.211	0.075 - 0.086	1000
010440R087	#4-40	0.875	0.193 - 0.211	0.075 - 0.086	1000
010440R100	#4-40	1.000	0.193 - 0.211	0.075 - 0.086	1000
010440R112	#4-40	1.125	0.193 - 0.211	0.075 - 0.086	1000
010440R118	#4-40	1.188	0.193 - 0.211	0.075 - 0.086	1000
010440R125	#4-40	1.250	0.193 - 0.211	0.075 - 0.086	1000
010440R137	#4-40	1.375	0.193 - 0.211	0.075 - 0.086	1000
010440R150	#4-40	1.500	0.193 - 0.211	0.075 - 0.086	1000
010440R162	#4-40	1.625	0.193 - 0.211	0.075 - 0.086	1000
010440R175	#4-40	1.750	0.193 - 0.211	0.075 - 0.086	1000
010448R025	#4-48	0.250	0.193 - 0.211	0.075 - 0.086	1000
010540R050	#5-40	0.500	0.217 - 0.236	0.083 - 0.095	1000
010632R009	#6-32	0.094	0.240 - 0.260	0.091 - 0.103	1000
010632R012	#6-32	0.125	0.240 - 0.260	0.091 - 0.103	1000
010632R015	#6-32	0.156	0.240 - 0.260	0.091 - 0.103	1000
010632R018	#6-32	0.188	0.240 - 0.260	0.091 - 0.103	1000
010632R025	#6-32	0.250	0.240 - 0.260	0.091 - 0.103	1000
010632R031	#6-32	0.313	0.240 - 0.260	0.091 - 0.103	1000
010632R037	#6-32	0.375	0.240 - 0.260	0.091 - 0.103	1000
010632R043	#6-32	0.438	0.240 - 0.260	0.091 - 0.103	1000
010632R050	#6-32	0.500	0.240 - 0.260	0.091 - 0.103	1000
010632R056	#6-32	0.563	0.240 - 0.260	0.091 - 0.103	1000
010632R062	#6-32	0.625	0.240 - 0.260	0.091 - 0.103	1000
010632R068	#6-32	0.688	0.240 - 0.260	0.091 - 0.103	1000
010632R075	#6-32	0.750	0.240 - 0.260	0.091 - 0.103	1000
010632R087	#6-32	0.875	0.240 - 0.260	0.091 - 0.103	1000
010632R100	#6-32	1.000	0.240 - 0.260	0.091 - 0.103	1000
010632R112	#6-32	1.125	0.240 - 0.260	0.091 - 0.103	1000
010632R125	#6-32	1.250	0.240 - 0.260	0.091 - 0.103	1000
010632R150	#6-32	1.500	0.240 - 0.260	0.091 - 0.103	1000
010632R162	#6-32	1.625	0.240 - 0.260	0.091 - 0.103	500
010632R175	#6-32	1.750	0.240 - 0.260	0.091 - 0.103	1000
010632R187	#6-32	1.875	0.240 - 0.260	0.091 - 0.103	1000
010632R200	#6-32	2.000	0.240 - 0.260	0.091 - 0.103	500
010632R225	#6-32	2.250	0.240 - 0.260	0.091 - 0.103	1000
010640R025	#6-40	0.250	0.240 - 0.260	0.091 - 0.103	1000
010640R037	#6-40	0.375	0.240 - 0.260	0.091 - 0.103	1000
010640R075	#6-40	0.750	0.240 - 0.260	0.091 - 0.103	1000
010640R100	#6-40	1.000	0.240 - 0.260	0.091 - 0.103	1000
010832R012	#8-32	0.125	0.287 - 0.309	0.107 - 0.120	1000
010832R018	#8-32	0.188	0.287 - 0.309	0.107 - 0.120	1000
010832R025	#8-32	0.250	0.287 - 0.309	0.107 - 0.120	1000
010832R028	#8-32	0.281	0.287 - 0.309	0.107 - 0.120	1000
010832R031	#8-32	0.313	0.287 - 0.309	0.107 - 0.120	1000
010832R037	#8-32	0.375	0.287 - 0.309	0.107 - 0.120	1000
010832R043	#8-32	0.438	0.287 - 0.309	0.107 - 0.120	1000
010832R050	#8-32	0.500	0.287 - 0.309	0.107 - 0.120	1000
010832R062	#8-32	0.625	0.287 - 0.309	0.107 - 0.120	1000
010832R075	#8-32	0.750	0.287 - 0.309	0.107 - 0.120	1000
010832R087	#8-32	0.875	0.287 - 0.309	0.107 - 0.120	1000
010832R100	#8-32	1.000	0.287 - 0.309	0.107 - 0.120	1000
010832R112	#8-32	1.125	0.287 - 0.309	0.107 - 0.120	1000
010832R125	#8-32	1.250	0.287 - 0.309	0.107 - 0.120	1000
010832R137	#8-32	1.375	0.287 - 0.309	0.107 - 0.120	500
010832R150	#8-32	1.500	0.287 - 0.309	0.107 - 0.120	500
010832R175	#8-32	1.750	0.287 - 0.309	0.107 - 0.120	500
010832R187	#8-32	1.875	0.287 - 0.309	0.107 - 0.120	500
010832R200	#8-32	2.000	0.287 - 0.309	0.107 - 0.120	1000
011024R012	#10-24	0.125	0.334 - 0.359	0.123 - 0.137	1000
011024R018	#10-24	0.188	0.334 - 0.359	0.123 - 0.137	1000
011024R025	#10-24	0.250	0.334 - 0.359	0.123 - 0.137	1000
011024R031	#10-24	0.313	0.334 - 0.359	0.123 - 0.137	1000
011024R037	#10-24	0.375	0.334 - 0.359	0.123 - 0.137	1000
011024R050	#10-24	0.500	0.334 - 0.359	0.123 - 0.137	1000
011024R062	#10-24	0.625	0.334 - 0.359	0.123 - 0.137	1000
011024R075	#10-24	0.750	0.334 - 0.359	0.123 - 0.137	500
011024R100	#10-24	1.000	0.334 - 0.359	0.123 - 0.137	500
011024R125	#10-24	1.250	0.334 - 0.359	0.123 - 0.137	500
011024R150	#10-24	1.500	0.334 - 0.359	0.123 - 0.137	500
011032R012	#10-32	0.125	0.334 - 0.359	0.123 - 0.137	1000
011032R018	#10-32	0.188	0.334 - 0.359	0.123 - 0.137	1000
011032R025	#10-32	0.250	0.334 - 0.359	0.123 - 0.137	1000
011032R031	#10-32	0.313	0.334 - 0.359	0.123 - 0.137	1000
011032R037	#10-32	0.375	0.334 - 0.359	0.123 - 0.137	1000
011032R043	#10-32	0.438	0.334 - 0.359	0.123 - 0.137	1000
011032R050	#10-32	0.500	0.334 - 0.359	0.123 - 0.137	1000
011032R062	#10-32	0.625	0.334 - 0.359	0.123 - 0.137	1000
011032R075	#10-32	0.750	0.334 - 0.359	0.123 - 0.137	500
011032R081	#10-32	0.813	0.334 - 0.359	0.123 - 0.137	500
011032R087	#10-32	0.875	0.334 - 0.359	0.123 - 0.137	500
011032R100	#10-32	1.000	0.334 - 0.359	0.123 - 0.137	1000
011032R106	#10-32	1.063	0.334 - 0.359	0.123 - 0.137	500
011032R125	#10-32	1.250	0.334 - 0.359	0.123 - 0.137	500
011032R150	#10-32	1.500	0.334 - 0.359	0.123 - 0.137	500
011032R162	#10-32	1.625	0.334 - 0.359	0.123 - 0.137	500
011032R175	#10-32	1.750	0.334 - 0.359	0.123 - 0.137	500
011032R200	#10-32	2.000	0.334 - 0.359	0.123 - 0.137	1000
012520R025	1/4-20	0.250	0.443 - 0.472	0.160 - 0.175	1000
012520R031	1/4-20	0.313	0.443 - 0.472	0.160 - 0.175	1000
012520R037	1/4-20	0.375	0.443 - 0.472	0.160 - 0.175	1000
012520R050	1/4-20	0.500	0.443 - 0.472	0.160 - 0.175	500
012520R062	1/4-20	0.625	0.443 - 0.472	0.160 - 0.175	500
012520R075	1/4-20	0.750	0.443 - 0.472	0.160 - 0.175	500
012520R087	1/4-20	0.875	0.443 - 0.472	0.160 - 0.175	500
012520R100	1/4-20	1.000	0.443 - 0.472	0.160 - 0.175	500
012520R125	1/4-20	1.250	0.443 - 0.472	0.160 - 0.175	500
012520R150	1/4-20	1.500	0.443 - 0.472	0.160 - 0.175	1000
012520R175	1/4-20	1.750	0.443 - 0.472	0.160 - 0.175	500
012520R200	1/4-20	2.000	0.443 - 0.472	0.160 - 0.175	500
012520R250	1/4-20	2.500	0.443 - 0.472	0.160 - 0.175	500
012520R300	1/4-20	3.000	0.443 - 0.472	0.160 - 0.175	500
012528R018	1/4-28	0.188	0.443 - 0.472	0.160 - 0.175	500
012528R025	1/4-28	0.250	0.443 - 0.472	0.160 - 0.175	500
012528R037	1/4-28	0.375	0.443 - 0.472	0.160 - 0.175	1000
012528R062	1/4-28	0.625	0.443 - 0.472	0.160 - 0.175	500
012528R075	1/4-28	0.750	0.443 - 0.472	0.160 - 0.175	500
012528R100	1/4-28	1.000	0.443 - 0.472	0.160 - 0.175	500

PLASTIC SCREWS

50D Series
Metric Cheese Head Slotted Screws

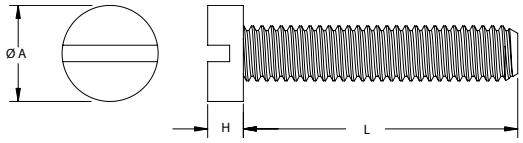

Specifications:
- Material: UL94 V-2 Nylon 6/6
- Color: Natural

Item No.	Thread	L mm	H mm	ØA mm	Bulk Pack Qty
50M020040D004	M2 x .4	4.0	1.3	3.8	1000
50M020040D005	M2 x .4	5.0	1.3	3.8	1000
50M020040D006	M2 x .4	6.0	1.3	3.8	1000
50M020040D008	M2 x .4	8.0	1.3	3.8	1000
50M020040D010	M2 x .4	10.0	1.3	3.8	1000
50M020040D012	M2 x .4	12.0	1.3	3.8	1000
50M020040D016	M2 x .4	16.0	1.3	3.8	1000
50M020040D020	M2 x .4	20.0	1.3	3.8	1000
50M020040D025	M2 x .4	25.0	1.3	3.8	1000
50M025045D004	M2.5 x .45	4.0	1.6	4.5	1000
50M025045D005	M2.5 x .45	5.0	1.6	4.5	1000
50M025045D006	M2.5 x .45	6.0	1.6	4.5	1000
50M025045D008	M2.5 x .45	8.0	1.6	4.5	1000
50M025045D010	M2.5 x .45	10.0	1.6	4.5	1000
50M025045D012	M2.5 x .45	12.0	1.6	4.5	1000
50M025045D016	M2.5 x .45	16.0	1.6	4.5	1000
50M025045D020	M2.5 x .45	20.0	1.6	4.5	1000
50M025045D025	M2.5 x .45	25.0	1.6	4.5	1000
50M030050D004	M3 x .5	4.0	2.0	5.5	1000
50M030050D005	M3 x .5	5.0	2.0	5.5	1000
50M030050D006	M3 x .5	6.0	2.0	5.5	1000
50M030050D008	M3 x .5	8.0	2.0	5.5	1000
50M030050D010	M3 x .5	10.0	2.0	5.5	1000
50M030050D012	M3 x .5	12.0	2.0	5.5	1000
50M030050D014	M3 x .5	14.0	2.0	5.5	1000
50M030050D016	M3 x .5	16.0	2.0	5.5	1000
50M030050D020	M3 x .5	20.0	2.0	5.5	1000
50M030050D025	M3 x .5	25.0	2.0	5.5	1000
50M030050D030	M3 x .5	30.0	2.0	5.5	1000
50M030050D035	M3 x .5	35.0	2.0	5.5	1000
50M030050D042	M3 x .5	42.0	2.0	5.5	1000
50M035060D005	M3.5 x .6	5.0	2.4	6.0	1000
50M035060D006	M3.5 x .6	6.0	2.4	6.0	1000
50M035060D008	M3.5 x .6	8.0	2.4	6.0	1000
50M035060D010	M3.5 x .6	10.0	2.4	6.0	1000
50M035060D012	M3.5 x .6	12.0	2.4	6.0	1000
50M035060D016	M3.5 x .6	16.0	2.4	6.0	1000
50M035060D020	M3.5 x .6	20.0	2.4	6.0	1000
50M035060D025	M3.5 x .6	25.0	2.4	6.0	1000
50M035060D035	M3.5 x .6	35.0	2.4	6.0	1000
50M035060D042	M3.5 x .6	42.0	2.4	6.0	1000
50M040070D004	M4 x .7	4.0	2.6	7.0	1000
50M040070D006	M4 x .7	6.0	2.6	7.0	1000
50M040070D008	M4 x .7	8.0	2.6	7.0	1000
50M040070D010	M4 x .7	10.0	2.6	7.0	1000
50M040070D012	M4 x .7	12.0	2.6	7.0	1000
50M040070D016	M4 x .7	16.0	2.6	7.0	1000

Item No.	Thread	L mm	H mm	ØA mm	Bulk Pack Qty
50M040070D020	M4 x .7	20.0	2.6	7.0	1000
50M040070D025	M4 x .7	25.0	2.6	7.0	1000
50M040070D030	M4 x .7	30.0	2.6	7.0	1000
50M040070D035	M4 x .7	35.0	2.6	7.0	500
50M040070D040	M4 x .7	40.0	2.6	7.0	500
50M050080D006	M5 x .8	6.0	3.3	8.5	1000
50M050080D008	M5 x .8	8.0	3.3	8.5	1000
50M050080D010	M5 x .8	10.0	3.3	8.5	1000
50M050080D012	M5 x .8	12.0	3.3	8.5	1000
50M050080D016	M5 x .8	16.0	3.3	8.5	1000
50M050080D020	M5 x .8	20.0	3.3	8.5	1000
50M050080D025	M5 x .8	25.0	3.3	8.5	500
50M050080D030	M5 x .8	30.0	3.3	8.5	500
50M050080D035	M5 x .8	35.0	3.3	8.5	500
50M050080D040	M5 x .8	40.0	3.3	8.5	1000
50M060100D005	M6 x 1.0	5.0	3.9	10.0	1000
50M060100D008	M6 x 1.0	8.0	3.9	10.0	1000
50M060100D010	M6 x 1.0	10.0	3.9	10.0	500
50M060100D012	M6 x 1.0	12.0	3.9	10.0	1000
50M060100D016	M6 x 1.0	16.0	3.9	10.0	500
50M060100D020	M6 x 1.0	20.0	3.9	10.0	500
50M060100D025	M6 x 1.0	25.0	3.9	10.0	500
50M060100D030	M6 x 1.0	30.0	3.9	10.0	500
50M060100D035	M6 x 1.0	35.0	3.9	10.0	500
50M060100D040	M6 x 1.0	40.0	3.9	10.0	1000
50M060100D045	M6 x 1.0	45.0	3.9	10.0	500
50M060100D050	M6 x 1.0	50.0	3.9	10.0	500
50M060100D060	M6 x 1.0	60.0	3.9	10.0	500
50M060100D065	M6 x 1.0	65.0	3.9	10.0	500
50M060100D070	M6 x 1.0	70.0	3.9	10.0	500
50M060100D075	M6 x 1.0	75.0	3.9	10.0	500
50M080125D010	M8 x 1.25	10.0	5.0	13.0	500
50M080125D016	M8 x 1.25	16.0	5.0	13.0	500
50M080125D020	M8 x 1.25	20.0	5.0	13.0	500
50M080125D025	M8 x 1.25	25.0	5.0	13.0	500
50M080125D030	M8 x 1.25	30.0	5.0	13.0	500
50M080125D035	M8 x 1.25	35.0	5.0	13.0	500
50M080125D050	M8 x 1.25	50.0	5.0	13.0	500
50M080125D070	M8 x 1.25	70.0	5.0	13.0	500
50M100150D016	M10 x 1.5	16.0	6.0	15.6	500
50M100150D020	M10 x 1.5	20.0	6.0	15.6	500
50M100150D025	M10 x 1.5	25.0	6.0	15.6	1000
50M100150D030	M10 x 1.5	30.0	6.0	15.6	500
50M100150D035	M10 x 1.5	35.0	6.0	15.6	500
50M100150D050	M10 x 1.5	50.0	6.0	15.6	500
50M100150D060	M10 x 1.5	60.0	6.0	15.6	500

27SCR
Slotted Round Spin Clips

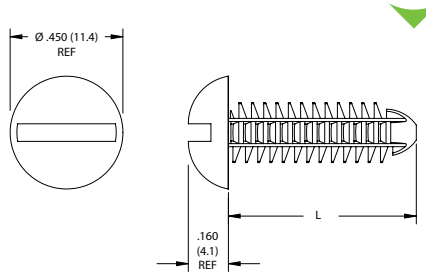

Specifications:
- Material: UL94 V-2 Nylon 6/6
- Color: Natural

Features:
- Combines the advantages of a push-in type fastener with a screw
- Fast and easy assembly
- Resistant to corrosion, oil, abrasion and most chemicals
- Can also be used as a standard Fir Tree Rivet

Item No.	Screw Size	L in	Ø Hole in	Ø Hole mm	Bulk Pack Qty
27SC2520R037	1/4	0.375	0.203	5.2	1000
27SC2520R050	1/4	0.500	0.203	5.2	1000
27SC2520R062	1/4	0.625	0.203	5.2	1000
27SC2520R075	1/4	0.750	0.203	5.2	1000
27SC2520R100	1/4	1.000	0.203	5.2	1000

02A Series
82° Slotted Flat Head Screw

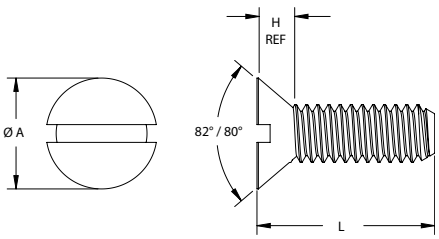

NEW

Specifications:
- Material: UL94 V-2 Nylon 6/6
- Color: Natural

Item No.	Thread	L in	H in	ØA in	Bulk Pack Qty
020080A012	#0-80	0.125	0.035	0.096 - 0.112	1000
020080A018	#0-80	0.188	0.035	0.096 - 0.112	1000
020080A025	#0-80	0.250	0.035	0.096 - 0.112	1000
020172A025	#1-72	0.250	0.043	0.126 - 0.146	1000
020172A031	#1-72	0.313	0.043	0.126 - 0.146	1000
020172A050	#1-72	0.500	0.043	0.126 - 0.146	1000
020256A009	#2-56	0.094	0.051	0.147 - 0.172	1000
020256A012	#2-56	0.125	0.051	0.147 - 0.172	1000
020256A018	#2-56	0.188	0.051	0.147 - 0.172	1000
020256A025	#2-56	0.250	0.051	0.147 - 0.172	1000
020256A031	#2-56	0.313	0.051	0.147 - 0.172	1000
020256A037	#2-56	0.375	0.051	0.147 - 0.172	1000
020256A043	#2-56	0.438	0.051	0.147 - 0.172	1000
020256A050	#2-56	0.500	0.051	0.147 - 0.172	1000
020256A056	#2-56	0.563	0.051	0.147 - 0.172	1000
020256A062	#2-56	0.625	0.051	0.147 - 0.172	1000
020256A075	#2-56	0.750	0.051	0.147 - 0.172	1000
020256A100	#2-56	1.000	0.051	0.147 - 0.172	1000
020440A012	#4-40	0.125	0.067	0.195 - 0.225	1000
020440A015	#4-40	0.156	0.067	0.195 - 0.225	1000
020440A018	#4-40	0.188	0.067	0.195 - 0.225	1000
020440A025	#4-40	0.250	0.067	0.195 - 0.225	1000
020440A028	#4-40	0.281	0.067	0.195 - 0.225	1000
020440A031	#4-40	0.313	0.067	0.195 - 0.225	1000
020440A037	#4-40	0.375	0.067	0.195 - 0.225	1000
020440A050	#4-40	0.500	0.067	0.195 - 0.225	1000
020440A056	#4-40	0.563	0.067	0.195 - 0.225	1000
020440A062	#4-40	0.625	0.067	0.195 - 0.225	1000
020440A075	#4-40	0.750	0.067	0.195 - 0.225	1000
020440A100	#4-40	1.000	0.067	0.195 - 0.225	1000
020440A112	#4-40	1.125	0.067	0.195 - 0.225	1000
020440A118	#4-40	1.188	0.067	0.195 - 0.225	1000
020440A125	#4-40	1.250	0.067	0.195 - 0.225	1000
020440A137	#4-40	1.375	0.067	0.195 - 0.225	1000
020440A150	#4-40	1.500	0.067	0.195 - 0.225	1000
020440A175	#4-40	1.750	0.067	0.195 - 0.225	1000
020448A015	#4-48	0.156	0.067	0.195 - 0.225	1000
020632A018	#6-32	0.188	0.083	0.244 - 0.279	1000
020632A025	#6-32	0.250	0.083	0.244 - 0.279	1000
020632A031	#6-32	0.313	0.083	0.244 - 0.279	1000
020632A037	#6-32	0.375	0.083	0.244 - 0.279	1000
020632A050	#6-32	0.500	0.083	0.244 - 0.279	1000
020632A062	#6-32	0.625	0.083	0.244 - 0.279	1000
020632A075	#6-32	0.750	0.083	0.244 - 0.279	1000
020632A100	#6-32	1.000	0.083	0.244 - 0.279	1000
020632A112	#6-32	1.125	0.083	0.244 - 0.279	1000

Item No.	Thread	L in	H in	ØA in	Bulk Pack Qty
020632A125	#6-32	1.250	0.083	0.244 - 0.279	1000
020632A175	#6-32	1.750	0.083	0.244 - 0.279	1000
020632A200	#6-32	2.000	0.083	0.244 - 0.279	1000
020832A025	#8-32	0.250	0.100	0.292 - 0.332	1000
020832A031	#8-32	0.313	0.100	0.292 - 0.332	1000
020832A037	#8-32	0.375	0.100	0.292 - 0.332	1000
020832A043	#8-32	0.438	0.100	0.292 - 0.332	1000
020832A050	#8-32	0.500	0.100	0.292 - 0.332	1000
020832A056	#8-32	0.563	0.100	0.292 - 0.332	1000
020832A062	#8-32	0.625	0.100	0.292 - 0.332	1000
020832A075	#8-32	0.750	0.100	0.292 - 0.332	500
020832A100	#8-32	1.000	0.100	0.292 - 0.332	1000
020832A125	#8-32	1.250	0.100	0.292 - 0.332	1000
020832A150	#8-32	1.500	0.100	0.292 - 0.332	1000
021024A025	#10-24	0.250	0.116	0.340 - 0.385	1000
021024A050	#10-24	0.500	0.116	0.340 - 0.385	1000
021024A062	#10-24	0.625	0.116	0.340 - 0.385	1000
021024A075	#10-24	0.750	0.116	0.340 - 0.385	1000
021024A100	#10-24	1.000	0.116	0.340 - 0.385	500
021024A150	#10-24	1.500	0.116	0.340 - 0.385	500
021032A025	#10-32	0.250	0.116	0.340 - 0.385	1000
021032A031	#10-32	0.313	0.116	0.340 - 0.385	1000
021032A037	#10-32	0.375	0.116	0.340 - 0.385	1000
021032A050	#10-32	0.500	0.116	0.340 - 0.385	1000
021032A062	#10-32	0.625	0.116	0.340 - 0.385	500
021032A075	#10-32	0.750	0.116	0.340 - 0.385	500
021032A087	#10-32	0.875	0.116	0.340 - 0.385	500
021032A100	#10-32	1.000	0.116	0.340 - 0.385	500
021032A125	#10-32	1.250	0.116	0.340 - 0.385	500
021032A150	#10-32	1.500	0.116	0.340 - 0.385	500
021032A200	#10-32	2.000	0.116	0.340 - 0.385	500
022520A025	1/4-20	0.250	0.153	0.452 - 0.507	1000
022520A050	1/4-20	0.500	0.153	0.452 - 0.507	500
022520A062	1/4-20	0.625	0.153	0.452 - 0.507	500
022520A075	1/4-20	0.750	0.153	0.452 - 0.507	500
022520A087	1/4-20	0.875	0.153	0.452 - 0.507	500
022520A100	1/4-20	1.000	0.153	0.452 - 0.507	500
022520A125	1/4-20	1.250	0.153	0.452 - 0.507	500
022520A150	1/4-20	1.500	0.153	0.452 - 0.507	1000
022520A175	1/4-20	1.750	0.153	0.452 - 0.507	1000
022520A200	1/4-20	2.000	0.153	0.452 - 0.507	1000
022520A250	1/4-20	2.500	0.153	0.452 - 0.507	500
0231218A100	5/16-18	1.000	0.191	0.568 - 0.635	1000
0237516A175	3/8-16	1.750	0.230	0.685 - 0.762	500
0237516A200	3/8-16	2.000	0.230	0.685 - 0.762	500

02APC Series
Transparent 82° Slotted Flat Head Screw

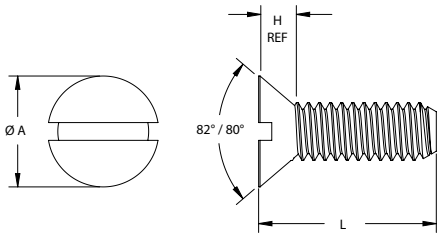

NEW

Specifications:
- Material: UL94 V-2 Polycarbonate
- Color: Transparent

Features:
- Exceptionally high impact strength
- Polycarbonate is unaffected by greases, oils & detergents

Item No.	Thread	L in	H Ref in	ØA in	Bulk Pack Qty
020256A012PC	#2-56	0.125	0.051	0.147 - 0.172	1000
020256A018PC	#2-56	0.188	0.051	0.147 - 0.172	1000
020256A025PC	#2-56	0.250	0.051	0.147 - 0.172	1000
020256A037PC	#2-56	0.375	0.051	0.147 - 0.172	1000

Item No.	Thread	L in	H Ref in	ØA in	Bulk Pack Qty
020256A050PC	#2-56	0.500	0.051	0.147 - 0.172	1000
020440A018PC	#4-40	0.188	0.067	0.195 - 0.225	1000
020632A025PC	#6-32	0.250	0.083	0.244 - 0.279	1000
021032A062PC	#10-32	0.625	0.116	0.340 - 0.385	500

PLASTIC SCREWS

02B Series
100° Slotted Flat Head Screw

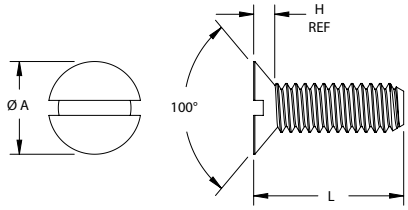

NEW

Specifications:
- Material: UL94 V-2 Nylon 6/6
- Color: Natural

Item No.	Thread	L in	H Ref in	ØA in	Bulk Pack Qty
020256B009	#2-56	0.094	0.037	0.143 - 0.172	1000
020256B012	#2-56	0.125	0.037	0.143 - 0.172	1000
020256B018	#2-56	0.188	0.037	0.143 - 0.172	1000
020256B025	#2-56	0.250	0.037	0.143 - 0.172	1000
020256B031	#2-56	0.313	0.037	0.143 - 0.172	1000
020256B037	#2-56	0.375	0.037	0.143 - 0.172	1000
020256B043	#2-56	0.438	0.037	0.143 - 0.172	1000
020256B050	#2-56	0.500	0.037	0.143 - 0.172	1000
020256B062	#2-56	0.625	0.037	0.143 - 0.172	1000
020256B075	#2-56	0.750	0.037	0.143 - 0.172	1000
020256B100	#2-56	1.000	0.037	0.143 - 0.172	1000
020440B018	#4-40	0.188	0.049	0.191 - 0.225	1000
020440B025	#4-40	0.250	0.049	0.191 - 0.225	1000
020440B028	#4-40	0.281	0.049	0.191 - 0.225	1000
020440B031	#4-40	0.313	0.049	0.191 - 0.225	1000
020440B037	#4-40	0.375	0.049	0.191 - 0.225	1000
020440B050	#4-40	0.500	0.049	0.191 - 0.225	1000
020440B053	#4-40	0.531	0.049	0.191 - 0.225	1000
020440B062	#4-40	0.625	0.049	0.191 - 0.225	1000
020440B075	#4-40	0.750	0.049	0.191 - 0.225	1000
020440B100	#4-40	1.000	0.049	0.191 - 0.225	1000
020632B018	#6-32	0.188	0.060	0.238 - 0.279	1000
020632B025	#6-32	0.250	0.060	0.238 - 0.279	1000
020632B031	#6-32	0.313	0.060	0.238 - 0.279	1000
020632B037	#6-32	0.375	0.060	0.238 - 0.279	1000
020632B050	#6-32	0.500	0.060	0.238 - 0.279	1000
020632B062	#6-32	0.625	0.060	0.238 - 0.279	1000
020632B075	#6-32	0.750	0.060	0.238 - 0.279	1000
020632B100	#6-32	1.000	0.060	0.238 - 0.279	1000
020632B112	#6-32	1.125	0.060	0.238 - 0.279	1000
020632B150	#6-32	1.500	0.060	0.238 - 0.279	1000
020832B018	#8-32	0.188	0.072	0.285 - 0.332	1000
020832B025	#8-32	0.250	0.072	0.285 - 0.332	1000
020832B037	#8-32	0.375	0.072	0.285 - 0.332	1000
020832B050	#8-32	0.500	0.072	0.285 - 0.332	1000

Item No.	Thread	L in	H Ref in	ØA in	Bulk Pack Qty
020832B053	#8-32	0.531	0.072	0.285 - 0.332	1000
020832B062	#8-32	0.625	0.072	0.285 - 0.332	1000
020832B075	#8-32	0.750	0.072	0.285 - 0.332	1000
020832B100	#8-32	1.000	0.072	0.285 - 0.332	1000
020832B125	#8-32	1.250	0.072	0.285 - 0.332	1000
020832B150	#8-32	1.500	0.072	0.285 - 0.332	1000
021024B025	#10-24	0.250	0.083	0.333 - 0.385	1000
021024B050	#10-24	0.500	0.083	0.333 - 0.385	1000
021024B075	#10-24	0.750	0.083	0.333 - 0.385	1000
021024B081	#10-24	1.188	0.083	0.333 - 0.385	1000
021024B100	#10-24	1.000	0.083	0.333 - 0.385	500
021024B150	#10-24	1.500	0.083	0.333 - 0.385	500
021032B025	#10-32	0.250	0.083	0.333 - 0.385	1000
021032B031	#10-32	0.312	0.083	0.333 - 0.385	1000
021032B037	#10-32	0.375	0.083	0.333 - 0.385	1000
021032B050	#10-32	0.500	0.083	0.333 - 0.385	1000
021032B062	#10-32	0.625	0.083	0.333 - 0.385	1000
021032B068	#10-32	0.688	0.083	0.333 - 0.385	1000
021032B075	#10-32	0.750	0.083	0.333 - 0.385	500
021032B100	#10-32	1.000	0.083	0.333 - 0.385	500
021032B150	#10-32	1.500	0.083	0.333 - 0.385	500
021032B200	#10-32	2.000	0.083	0.333 - 0.385	500
022520B025	1/4-20	0.250	0.110	0.442 - 0.507	1000
022520B037	1/4-20	0.375	0.110	0.442 - 0.507	1000
022520B062	1/4-20	0.625	0.110	0.442 - 0.507	1000
022520B075	1/4-20	0.750	0.110	0.442 - 0.507	1000
022520B087	1/4-20	0.875	0.110	0.442 - 0.507	1000
022520B100	1/4-20	1.000	0.110	0.442 - 0.507	500
022520B106	1/4-20	1.063	0.110	0.442 - 0.507	500
022520B112	1/4-20	1.125	0.110	0.442 - 0.507	500
022520B150	1/4-20	1.500	0.110	0.442 - 0.507	500
022520B200	1/4-20	2.000	0.110	0.442 - 0.507	500

50I Series
Metric Phillips Flat Head Screw

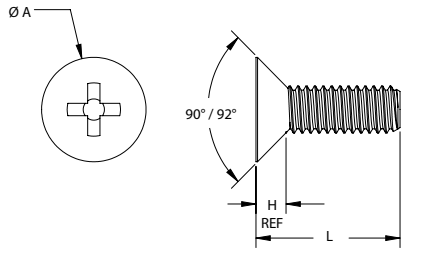

NEW

Specifications:
- Material: UL94 V-2 Nylon 6/6
- Color: Natural

Item No.	Thread	L mm	H Ref mm	ØA mm	Bulk Pack Qty
50M025045I004	M2.5 x .45	4.0	1.5	4.4 - 5.5	1000
50M025045I005	M2.5 x .45	5.0	1.5	4.4 - 5.5	1000
50M025045I006	M2.5 x .45	6.0	1.5	4.4 - 5.5	1000
50M025045I008	M2.5 x .45	8.0	1.5	4.4 - 5.5	1000
50M025045I010	M2.5 x .45	10.0	1.5	4.4 - 5.5	1000
50M025045I012	M2.5 x .45	12.0	1.5	4.4 - 5.5	1000
50M025045I016	M2.5 x .45	16.0	1.5	4.4 - 5.5	1000
50M025045I020	M2.5 x .45	20.0	1.5	4.4 - 5.5	1000
50M025045I025	M2.5 x .45	25.0	1.5	4.4 - 5.5	1000
50M030050I005	M3 x .5	5.0	1.7	5.2 - 6.3	1000
50M030050I006	M3 x .5	6.0	1.7	5.2 - 6.3	1000
50M030050I008	M3 x .5	8.0	1.7	5.2 - 6.3	1000
50M030050I010	M3 x .5	10.0	1.7	5.2 - 6.3	1000
50M030050I012	M3 x .5	12.0	1.7	5.2 - 6.3	1000
50M030050I016	M3 x .5	16.0	1.7	5.2 - 6.3	1000
50M030050I020	M3 x .5	20.0	1.7	5.2 - 6.3	1000
50M030050I025	M3 x .5	25.0	1.7	5.2 - 6.3	1000
50M035060I005	M3.5 x .6	5.0	2.3	6.9 - 8.2	1000
50M035060I006	M3.5 x .6	6.0	2.3	6.9 - 8.2	1000
50M035060I008	M3.5 x .6	8.0	2.3	6.9 - 8.2	1000
50M035060I010	M3.5 x .6	10.0	2.3	6.9 - 8.2	1000
50M035060I012	M3.5 x .6	12.0	2.3	6.9 - 8.2	500
50M035060I016	M3.5 x .6	16.0	2.3	6.9 - 8.2	1000
50M035060I020	M3.5 x .6	20.0	2.3	6.9 - 8.2	1000
50M035060I025	M3.5 x .6	25.0	2.3	6.9 - 8.2	1000
50M035060I035	M3.5 x .6	35.0	2.3	6.9 - 8.2	1000
50M040070I006	M4 x .7	6.0	2.7	8.0 - 9.4	1000
50M040070I008	M4 x .7	8.0	2.7	8.0 - 9.4	1000
50M040070I010	M4 x .7	10.0	2.7	8.0 - 9.4	1000
50M040070I012	M4 x .7	12.0	2.7	8.0 - 9.4	1000

Item No.	Thread	L mm	H Ref mm	ØA mm	Bulk Pack Qty
50M040070I016	M4 x .7	16.0	2.7	8.0 - 9.4	1000
50M040070I020	M4 x .7	20.0	2.7	8.0 - 9.4	1000
50M040070I025	M4 x .7	25.0	2.7	8.0 - 9.4	1000
50M050080I006	M5 x .8	6.0	2.7	8.9 - 10.4	1000
50M050080I008	M5 x .8	8.0	2.7	8.9 - 10.4	1000
50M050080I010	M5 x .8	10.0	2.7	8.9 - 10.4	1000
50M050080I012	M5 x .8	12.0	2.7	8.9 - 10.4	1000
50M050080I016	M5 x .8	16.0	2.7	8.9 - 10.4	1000
50M050080I020	M5 x .8	20.0	2.7	8.9 - 10.4	1000
50M050080I025	M5 x .8	25.0	2.7	8.9 - 10.4	1000
50M050080I030	M5 x .8	30.0	2.7	8.9 - 10.4	500
50M050080I040	M5 x .8	40.0	2.7	8.9 - 10.4	500
50M060100I008	M6 x 1.0	8.0	3.3	10.9 - 12.6	1000
50M060100I010	M6 x 1.0	10.0	3.3	10.9 - 12.6	500
50M060100I012	M6 x 1.0	12.0	3.3	10.9 - 12.6	1000
50M060100I016	M6 x 1.0	16.0	3.3	10.9 - 12.6	500
50M060100I020	M6 x 1.0	20.0	3.3	10.9 - 12.6	500
50M060100I025	M6 x 1.0	25.0	3.3	10.9 - 12.6	500
50M060100I035	M6 x 1.0	35.0	3.3	10.9 - 12.6	500
50M060100I045	M6 x 1.0	45.0	3.3	10.9 - 12.6	500
50M080125I010	M8 x 1.25	10.0	4.6	15.4 - 17.3	500
50M080125I016	M8 x 1.25	16.0	4.6	15.4 - 17.3	500
50M080125I020	M8 x 1.25	20.0	4.6	15.4 - 17.3	500
50M080125I025	M8 x 1.25	25.0	4.6	15.4 - 17.3	500
50M080125I030	M8 x 1.25	30.0	4.6	15.4 - 17.3	500
50M080125I050	M8 x 1.25	50.0	4.6	15.4 - 17.3	500
50M100150I020	M10 x 1.5	20.0	5.0	17.8 - 20.0	500
50M100150I025	M10 x 1.5	25.0	5.0	17.8 - 20.0	500
50M100150I035	M10 x 1.5	35.0	5.0	17.8 - 20.0	500

PLASTIC SCREWS / COUNTERSUNK SNAP RIVETS

50H Series
Metric Slotted Flat Head Screw

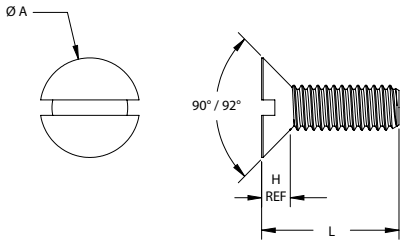

NEW

Specifications:
- Material: UL94 V-2 Nylon 6/6
- Color: Natural

Item No.	Thread	L mm	H Ref mm	ØA mm	Bulk Pack Qty
50M020040H004	M2 x .4	4.0	1.2	3.5 - 4.4	1000
50M020040H005	M2 x .4	5.0	1.2	3.5 - 4.4	1000
50M020040H006	M2 x .4	6.0	1.2	3.5 - 4.4	1000
50M020040H008	M2 x .4	8.0	1.2	3.5 - 4.4	1000
50M020040H010	M2 x .4	10.0	1.2	3.5 - 4.4	1000
50M020040H011	M2 x .4	11.0	1.2	3.5 - 4.4	1000
50M020040H012	M2 x .4	12.0	1.2	3.5 - 4.4	1000
50M020040H016	M2 x .4	16.0	1.2	3.5 - 4.4	1000
50M020040H025	M2 x .4	25.0	1.2	3.5 - 4.4	1000
50M025045H004	M2.5 x .45	4.0	1.5	4.4 - 5.5	1000
50M025045H005	M2.5 x .45	5.0	1.5	4.4 - 5.5	1000
50M025045H006	M2.5 x .45	6.0	1.5	4.4 - 5.5	1000
50M025045H008	M2.5 x .45	8.0	1.5	4.4 - 5.5	1000
50M025045H010	M2.5 x .45	10.0	1.5	4.4 - 5.5	1000
50M025045H012	M2.5 x .45	12.0	1.5	4.4 - 5.5	1000
50M025045H016	M2.5 x .45	16.0	1.5	4.4 - 5.5	1000
50M025045H020	M2.5 x .45	20.0	1.5	4.4 - 5.5	1000
50M025045H025	M2.5 x .45	25.0	1.5	4.4 - 5.5	1000
50M030050H005	M3 x .5	5.0	1.7	5.2 - 6.3	1000
50M030050H006	M3 x .5	6.0	1.7	5.2 - 6.3	1000
50M030050H008	M3 x .5	8.0	1.7	5.2 - 6.3	1000
50M030050H010	M3 x .5	10.0	1.7	5.2 - 6.3	1000
50M030050H012	M3 x .5	12.0	1.7	5.2 - 6.3	1000
50M030050H015	M3 x .5	15.0	1.7	5.2 - 6.3	1000
50M030050H016	M3 x .5	16.0	1.7	5.2 - 6.3	1000
50M030050H020	M3 x .5	20.0	1.7	5.2 - 6.3	1000
50M030050H025	M3 x .5	25.0	1.7	5.2 - 6.3	1000
50M030050H030	M3 x .5	30.0	1.7	5.2 - 6.3	1000
50M030050H042	M3 x .5	42.0	1.7	5.2 - 6.3	1000
50M035060H005	M3.5 x .6	5.0	2.3	6.9 - 8.2	1000
50M035060H006	M3.5 x .6	6.0	2.3	6.9 - 8.2	1000
50M035060H008	M3.5 x .6	8.0	2.3	6.9 - 8.2	1000
50M035060H010	M3.5 x .6	10.0	2.3	6.9 - 8.2	1000
50M035060H016	M3.5 x .6	16.0	2.3	6.9 - 8.2	1000
50M035060H025	M3.5 x .6	25.0	2.3	6.9 - 8.2	1000
50M035060H035	M3.5 x .6	35.0	2.3	6.9 - 8.2	500
50M040070H006	M4 x .7	6.0	2.7	8.0 - 9.4	1000
50M040070H008	M4 x .7	8.0	2.7	8.0 - 9.4	1000

Item No.	Thread	L mm	H Ref mm	ØA mm	Bulk Pack Qty
50M040070H010	M4 x .7	10.0	2.7	8.0 - 9.4	1000
50M040070H012	M4 x .7	12.0	2.7	8.0 - 9.4	1000
50M040070H015	M4 x .7	15.0	2.7	8.0 - 9.4	1000
50M040070H016	M4 x .7	16.0	2.7	8.0 - 9.4	1000
50M040070H020	M4 x .7	20.0	2.7	8.0 - 9.4	1000
50M040070H025	M4 x .7	25.0	2.7	8.0 - 9.4	1000
50M040070H030	M4 x .7	30.0	2.7	8.0 - 9.4	1000
50M040070H035	M4 x .7	35.0	2.7	8.0 - 9.4	500
50M050080H006	M5 x .8	6.0	2.7	8.9 - 10.4	1000
50M050080H008	M5 x .8	8.0	2.7	8.9 - 10.4	1000
50M050080H010	M5 x .8	10.0	2.7	8.9 - 10.4	1000
50M050080H012	M5 x .8	12.0	2.7	8.9 - 10.4	1000
50M050080H015	M5 x .8	15.0	2.7	8.9 - 10.4	1000
50M050080H016	M5 x .8	16.0	2.7	8.9 - 10.4	1000
50M050080H020	M5 x .8	20.0	2.7	8.9 - 10.4	1000
50M050080H025	M5 x .8	25.0	2.7	8.9 - 10.4	1000
50M050080H030	M5 x .8	30.0	2.7	8.9 - 10.4	500
50M050080H040	M5 x .8	40.0	2.7	8.9 - 10.4	500
50M060100H008	M6 x 1.0	8.0	3.3	10.9 - 12.6	1000
50M060100H010	M6 x 1.0	10.0	3.3	10.9 - 12.6	1000
50M060100H012	M6 x 1.0	12.0	3.3	10.9 - 12.6	500
50M060100H016	M6 x 1.0	16.0	3.3	10.9 - 12.6	500
50M060100H020	M6 x 1.0	20.0	3.3	10.9 - 12.6	500
50M060100H025	M6 x 1.0	25.0	3.3	10.9 - 12.6	500
50M060100H035	M6 x 1.0	35.0	3.3	10.9 - 12.6	500
50M060100H040	M6 x 1.0	40.0	3.3	10.9 - 12.6	500
50M060100H045	M6 x 1.0	45.0	3.3	10.9 - 12.6	1000
50M060100H050	M6 x 1.0	50.0	3.3	10.9 - 12.6	500
50M080125H016	M8 x 1.25	16.0	4.6	15.4 - 17.3	500
50M080125H020	M8 x 1.25	20.0	4.6	15.4 - 17.3	1000
50M080125H025	M8 x 1.25	25.0	4.6	15.4 - 17.3	500
50M080125H030	M8 x 1.25	30.0	4.6	15.4 - 17.3	1000
50M080125H050	M8 x 1.25	50.0	4.6	15.4 - 17.3	500
50M100150H020	M10 x 1.5	20.0	5.0	17.8 - 20.0	500
50M100150H025	M10 x 1.5	25.0	5.0	17.8 - 20.0	500
50M100150H030	M10 x 1.5	30.0	5.0	17.8 - 20.0	500
50M100150H035	M10 x 1.5	35.0	5.0	17.8 - 20.0	500
50M100150H060	M10 x 1.5	60.0	5.0	17.8 - 20.0	500

SRCS Series
Countersunk Snap Rivets

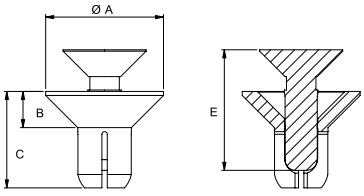

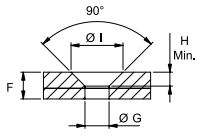

Mounting Hole Detail

Specifications:
- Material: UL94 V-2 Nylon 6
- Color: See Table

Features:
- Countersunk design for flush surface
- Tamper resistant design
- Accommodates countersunk hole specification DIN ISO 7721

Item No. Black	Item No. White	Ø Hole in	Ø Hole mm	Total Holding Thickness F in	Total Holding Thickness F mm	Ø A in	Ø A mm	B in	B mm	C in	C mm	E in	E mm	H Min. in	H Min. mm	Ø I in	Ø I mm	Bulk Pack Qty
SRCS-4060B	SRCS-4060W	0.16 - 0.17	4.1 - 4.2	0.14 - 0.18	3.5 - 4.5	0.35	8.8	0.11	2.7	0.24	6.0	0.28	7.1	0.10	2.6	0.37	9.4	1000
SRCS-4070B	SRCS-4070W	0.16 - 0.17	4.1 - 4.2	0.18 - 0.22	4.5 - 5.5	0.35	8.8	0.11	2.7	0.28	7.2	0.35	9.0	0.10	2.6	0.37	9.4	1000
SRCS-4080B	SRCS-4080W	0.16 - 0.17	4.1 - 4.2	0.22 - 0.26	5.5 - 6.5	0.35	8.8	0.11	2.7	0.32	8.0	0.35	9.0	0.10	2.6	0.37	9.4	1000
SRCS-4090B	SRCS-4090W	0.16 - 0.17	4.1 - 4.2	0.26 - 0.30	6.5 - 7.5	0.35	8.8	0.11	2.7	0.35	9.0	0.43	11.0	0.10	2.6	0.37	9.4	1000
SRCS-4100B	SRCS-4100W	0.16 - 0.17	4.1 - 4.2	0.30 - 0.34	7.5 - 8.5	0.35	8.8	0.11	2.7	0.39	10.0	0.43	11.0	0.10	2.6	0.37	9.4	1000
SRCS-5065B	SRCS-5065W	0.20 - 0.21	5.1 - 5.2	0.14 - 0.18	3.5 - 4.5	0.35	8.8	0.11	2.7	0.26	6.5	0.35	8.5	0.10	2.6	0.41	10.4	1000

PLASTIC SCREWS

33A Series
82° Slotted Oval Head Screw

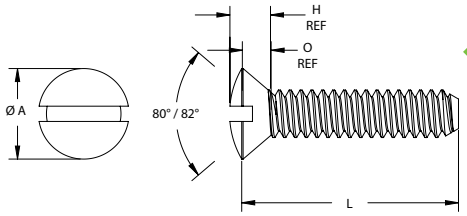

NEW

Specifications:
- Material: UL94 V-2 Nylon 6/6
- Color: Natural

Item No.	Thread	L	H Ref	O Ref	ØA	Bulk Pack
		in	in	in	in	Qty
330256A018	#2-56	0.188	0.051	0.063 - 0.080	0.147 - 0.172	1000
330256A025	#2-56	0.250	0.051	0.063 - 0.080	0.147 - 0.172	1000
330256A031	#2-56	0.313	0.051	0.063 - 0.080	0.147 - 0.172	1000
330256A037	#2-56	0.375	0.051	0.063 - 0.080	0.147 - 0.172	1000
330256A043	#2-56	0.438	0.051	0.063 - 0.080	0.147 - 0.172	1000
330256A050	#2-56	0.500	0.051	0.063 - 0.080	0.147 - 0.172	1000
330256A056	#2-56	0.563	0.051	0.063 - 0.080	0.147 - 0.172	1000
330256A062	#2-56	0.625	0.051	0.063 - 0.080	0.147 - 0.172	1000
330256A075	#2-56	0.750	0.051	0.063 - 0.080	0.147 - 0.172	1000
330440A012	#4-40	0.125	0.067	0.084 - 0.104	0.195 - 0.225	1000
330440A015	#4-40	0.156	0.067	0.084 - 0.104	0.195 - 0.225	1000
330440A018	#4-40	0.188	0.067	0.084 - 0.104	0.195 - 0.225	1000
330440A025	#4-40	0.250	0.067	0.084 - 0.104	0.195 - 0.225	1000
330440A028	#4-40	0.281	0.067	0.084 - 0.104	0.195 - 0.225	1000
330440A031	#4-40	0.313	0.067	0.084 - 0.104	0.195 - 0.225	1000
330440A037	#4-40	0.375	0.067	0.084 - 0.104	0.195 - 0.225	1000
330440A050	#4-40	0.500	0.067	0.084 - 0.104	0.195 - 0.225	1000
330440A056	#4-40	0.563	0.067	0.084 - 0.104	0.195 - 0.225	1000
330440A062	#4-40	0.625	0.067	0.084 - 0.104	0.195 - 0.225	1000
330440A075	#4-40	0.750	0.067	0.084 - 0.104	0.195 - 0.225	1000
330440A100	#4-40	1.000	0.067	0.084 - 0.104	0.195 - 0.225	1000
330440A112	#4-40	1.125	0.067	0.084 - 0.104	0.195 - 0.225	1000
330440A118	#4-40	1.188	0.067	0.084 - 0.104	0.195 - 0.225	1000
330440A125	#4-40	1.250	0.067	0.084 - 0.104	0.195 - 0.225	1000
330440A137	#4-40	1.375	0.067	0.084 - 0.104	0.195 - 0.225	1000
330440A150	#4-40	1.500	0.067	0.084 - 0.104	0.195 - 0.225	1000
330440A175	#4-40	1.750	0.067	0.084 - 0.104	0.195 - 0.225	1000
330448A015	#4-48	0.156	0.067	0.084 - 0.104	0.195 - 0.225	1000
330448A025	#4-48	0.250	0.067	0.084 - 0.104	0.195 - 0.225	1000
330632A025	#6-32	0.250	0.083	0.105 - 0.128	0.244 - 0.279	1000
330632A031	#6-32	0.313	0.083	0.105 - 0.128	0.244 - 0.279	1000
330632A037	#6-32	0.375	0.083	0.105 - 0.128	0.244 - 0.279	1000
330632A050	#6-32	0.500	0.083	0.105 - 0.128	0.244 - 0.279	1000
330632A062	#6-32	0.625	0.083	0.105 - 0.128	0.244 - 0.279	1000
330632A075	#6-32	0.750	0.083	0.105 - 0.128	0.244 - 0.279	1000
330632A100	#6-32	1.000	0.083	0.105 - 0.128	0.244 - 0.279	1000
330632A112	#6-32	1.125	0.083	0.105 - 0.128	0.244 - 0.279	1000
330632A125	#6-32	1.250	0.083	0.105 - 0.128	0.244 - 0.279	1000
330632A175	#6-32	1.750	0.083	0.105 - 0.128	0.244 - 0.279	1000
330632A200	#6-32	2.000	0.083	0.105 - 0.128	0.244 - 0.279	1000
330832A025	#8-32	0.250	0.100	0.126 - 0.152	0.292 - 0.332	1000
330832A031	#8-32	0.313	0.100	0.126 - 0.152	0.292 - 0.332	1000
330832A037	#8-32	0.375	0.100	0.126 - 0.152	0.292 - 0.332	1000
330832A043	#8-32	0.438	0.100	0.126 - 0.152	0.292 - 0.332	1000
330832A050	#8-32	0.500	0.100	0.126 - 0.152	0.292 - 0.332	1000
330832A056	#8-32	0.563	0.100	0.126 - 0.152	0.292 - 0.332	1000
330832A062	#8-32	0.625	0.100	0.126 - 0.152	0.292 - 0.332	1000
330832A075	#8-32	0.750	0.100	0.126 - 0.152	0.292 - 0.332	1000
330832A100	#8-32	1.000	0.100	0.126 - 0.152	0.292 - 0.332	1000
330832A125	#8-32	1.250	0.100	0.126 - 0.152	0.292 - 0.332	1000
331024A050	#10-24	0.500	0.116	0.148 - 0.176	0.340 - 0.385	1000
331024A075	#10-24	0.750	0.116	0.148 - 0.176	0.340 - 0.385	1000
331024A100	#10-24	1.000	0.116	0.148 - 0.176	0.340 - 0.385	500
331024A125	#10-24	1.250	0.116	0.148 - 0.176	0.340 - 0.385	500
331032A025	#10-32	0.250	0.116	0.148 - 0.176	0.340 - 0.385	1000
331032A031	#10-32	0.313	0.116	0.148 - 0.176	0.340 - 0.385	1000
331032A037	#10-32	0.375	0.116	0.148 - 0.176	0.340 - 0.385	1000
331032A050	#10-32	0.500	0.116	0.148 - 0.176	0.340 - 0.385	1000
331032A075	#10-32	0.750	0.116	0.148 - 0.176	0.340 - 0.385	500
331032A087	#10-32	0.875	0.116	0.148 - 0.176	0.340 - 0.385	500
331032A100	#10-32	1.000	0.116	0.148 - 0.176	0.340 - 0.385	500
331032A125	#10-32	1.250	0.116	0.148 - 0.176	0.340 - 0.385	500
331032A150	#10-32	1.500	0.116	0.148 - 0.176	0.340 - 0.385	500
332520A025	1/4-20	0.250	0.153	0.197 - 0.232	0.452 - 0.507	1000
332520A050	1/4-20	0.500	0.153	0.197 - 0.232	0.452 - 0.507	500
332520A062	1/4-20	0.625	0.153	0.197 - 0.232	0.452 - 0.507	500
332520A075	1/4-20	0.750	0.153	0.197 - 0.232	0.452 - 0.507	500
332520A087	1/4-20	0.875	0.153	0.197 - 0.232	0.452 - 0.507	500
332520A100	1/4-20	1.000	0.153	0.197 - 0.232	0.452 - 0.507	500
332520A125	1/4-20	1.250	0.153	0.197 - 0.232	0.452 - 0.507	500
332520A150	1/4-20	1.500	0.153	0.197 - 0.232	0.452 - 0.507	500
332520A175	1/4-20	1.750	0.153	0.197 - 0.232	0.452 - 0.507	500
332520A200	1/4-20	2.000	0.153	0.197 - 0.232	0.452 - 0.507	500
332520A250	1/4-20	2.500	0.153	0.197 - 0.232	0.452 - 0.507	500

50L Series
Metric Slotted Oval Head Screw

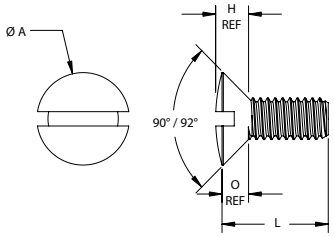

NEW

Specifications:
- Material: UL94 V-2 Nylon 6/6
- Color: Natural

Item No.	Thread	L mm	H Max mm	O Max mm	ØA mm	Bulk Pack Qty
50M020040L004	M2 x .4	4.0	1.7	1.2	3.5 - 4.4	1000
50M020040L005	M2 x .4	5.0	1.7	1.2	3.5 - 4.4	1000
50M020040L006	M2 x .4	6.0	1.7	1.2	3.5 - 4.4	1000
50M020040L008	M2 x .4	8.0	1.7	1.2	3.5 - 4.4	1000
50M020040L010	M2 x .4	10.0	1.7	1.2	3.5 - 4.4	1000
50M020040L011	M2 x .4	11.0	1.7	1.2	3.5 - 4.4	1000
50M020040L012	M2 x .4	12.0	1.7	1.2	3.5 - 4.4	1000
50M020040L016	M2 x .4	16.0	1.7	1.2	3.5 - 4.4	1000
50M020040L025	M2 x .4	25.0	1.7	1.2	3.5 - 4.4	1000
50M025045L004	M2.5 x .45	4.0	2.1	1.5	4.4 - 5.5	1000
50M025045L005	M2.5 x .45	5.0	2.1	1.5	4.4 - 5.5	1000
50M025045L006	M2.5 x .45	6.0	2.1	1.5	4.4 - 5.5	1000
50M025045L008	M2.5 x .45	8.0	2.1	1.5	4.4 - 5.5	1000
50M025045L010	M2.5 x .45	10.0	2.1	1.5	4.4 - 5.5	1000
50M025045L012	M2.5 x .45	12.0	2.1	1.5	4.4 - 5.5	1000
50M025045L016	M2.5 x .45	16.0	2.1	1.5	4.4 - 5.5	1000
50M025045L020	M2.5 x .45	20.0	2.1	1.5	4.4 - 5.5	1000
50M025045L025	M2.5 x .45	25.0	2.1	1.5	4.4 - 5.5	1000
50M030050L005	M3 x .5	5.0	2.4	1.7	5.2 - 6.3	1000
50M030050L006	M3 x .5	6.0	2.4	1.7	5.2 - 6.3	1000
50M030050L008	M3 x .5	8.0	2.4	1.7	5.2 - 6.3	1000
50M030050L010	M3 x .5	10.0	2.4	1.7	5.2 - 6.3	1000
50M030050L012	M3 x .5	12.0	2.4	1.7	5.2 - 6.3	1000
50M030050L015	M3 x .5	15.0	2.4	1.7	5.2 - 6.3	1000
50M030050L016	M3 x .5	16.0	2.4	1.7	5.2 - 6.3	1000
50M030050L020	M3 x .5	20.0	3.1	2.3	6.9 - 8.2	1000
50M030050L025	M3 x .5	25.0	3.1	2.3	6.9 - 8.2	1000
50M030050L030	M3 x .5	30.0	3.1	2.3	6.9 - 8.2	1000
50M030050L042	M3 x .5	42.0	3.1	2.3	6.9 - 8.2	1000
50M035060L005	M3.5 x .6	5.0	3.1	2.3	6.9 - 8.2	1000
50M035060L006	M3.5 x .6	6.0	3.1	2.3	6.9 - 8.2	1000
50M035060L008	M3.5 x .6	8.0	3.1	2.3	6.9 - 8.2	1000
50M035060L010	M3.5 x .6	10.0	3.1	2.3	6.9 - 8.2	1000
50M035060L016	M3.5 x .6	16.0	3.1	2.3	6.9 - 8.2	1000
50M035060L020	M3.5 x .6	20.0	3.1	2.3	6.9 - 8.2	1000
50M035060L025	M3.5 x .6	25.0	3.1	2.3	6.9 - 8.2	1000
50M035060L035	M3.5 x .6	35.0	3.1	2.3	6.9 - 8.2	1000
50M040070L006	M4 x .7	6.0	3.7	2.7	8.0 - 9.4	1000

Item No.	Thread	L mm	H Max mm	O Max mm	ØA mm	Bulk Pack Qty
50M040070L008	M4 x .7	8.0	3.7	2.7	8.0 - 9.4	1000
50M040070L010	M4 x .7	10.0	3.7	2.7	8.0 - 9.4	1000
50M040070L012	M4 x .7	12.0	3.7	2.7	8.0 - 9.4	1000
50M040070L015	M4 x .7	15.0	3.7	2.7	8.0 - 9.4	1000
50M040070L016	M4 x .7	16.0	3.7	2.7	8.0 - 9.4	1000
50M040070L020	M4 x .7	20.0	3.7	2.7	8.0 - 9.4	1000
50M040070L025	M4 x .7	25.0	3.7	2.7	8.0 - 9.4	1000
50M040070L030	M4 x .7	30.0	3.7	2.7	8.0 - 9.4	1000
50M040070L035	M4 x .7	35.0	3.7	2.7	8.0 - 9.4	500
50M050080L006	M5 x .8	6.0	3.9	2.7	8.9 - 10.4	1000
50M050080L008	M5 x .8	8.0	3.9	2.7	8.9 - 10.4	1000
50M050080L010	M5 x .8	10.0	3.9	2.7	8.9 - 10.4	1000
50M050080L012	M5 x .8	12.0	3.9	2.7	8.9 - 10.4	1000
50M050080L015	M5 x .8	15.0	3.9	2.7	8.9 - 10.4	1000
50M050080L016	M5 x .8	16.0	3.9	2.7	8.9 - 10.4	1000
50M050080L020	M5 x .8	20.0	3.9	2.7	8.9 - 10.4	1000
50M050080L025	M5 x .8	25.0	3.9	2.7	8.9 - 10.4	500
50M050080L030	M5 x .8	30.0	3.9	2.7	8.9 - 10.4	500
50M050080L035	M5 x .8	35.0	3.9	2.7	8.9 - 10.4	500
50M050080L040	M5 x .8	40.0	3.9	2.7	8.9 - 10.4	500
50M060100L008	M6 x 1.0	8.0	4.7	3.3	10.9 - 12.6	500
50M060100L010	M6 x 1.0	10.0	4.7	3.3	10.9 - 12.6	500
50M060100L012	M6 x 1.0	12.0	4.7	3.3	10.9 - 12.6	500
50M060100L016	M6 x 1.0	16.0	4.7	3.3	10.9 - 12.6	500
50M060100L020	M6 x 1.0	20.0	4.7	3.3	10.9 - 12.6	500
50M060100L025	M6 x 1.0	25.0	4.7	3.3	10.9 - 12.6	500
50M060100L035	M6 x 1.0	35.0	4.7	3.3	10.9 - 12.6	500
50M060100L040	M6 x 1.0	40.0	4.7	3.3	10.9 - 12.6	500
50M060100L045	M6 x 1.0	45.0	4.7	3.3	10.9 - 12.6	500
50M060100L050	M6 x 1.0	50.0	4.7	3.3	10.9 - 12.6	500
50M080125L020	M8 x 1.25	20.0	6.6	4.6	15.4 - 17.3	500
50M080125L030	M8 x 1.25	30.0	6.6	4.6	15.4 - 17.3	500
50M080125L050	M8 x 1.25	50.0	6.6	4.6	15.4 - 17.3	500
50M100150L020	M10 x 1.5	20.0	7.3	5.0	17.8 - 20.0	500
50M100150L025	M10 x 1.5	25.0	7.3	5.0	17.8 - 20.0	500
50M100150L030	M10 x 1.5	30.0	7.3	5.0	17.8 - 20.0	500
50M100150L035	M10 x 1.5	35.0	7.3	5.0	17.8 - 20.0	500
50M100150L060	M10 x 1.5	60.0	7.3	5.0	17.8 - 20.0	500

50M Series
Metric Phillips Oval Head Screw

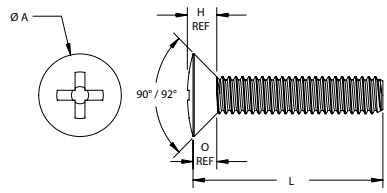

NEW

Specifications:
- Material: UL94 V-2 Nylon 6/6
- Color: Natural

Item No.	Thread	L mm	H Max mm	O Max mm	ØA mm	Bulk Pack Qty
50M025045M004	M2.5 x .45	4.0	1.7	1.2	4.4 - 5.5	1000
50M025045M005	M2.5 x .45	5.0	1.7	1.2	4.4 - 5.5	1000
50M025045M006	M2.5 x .45	6.0	1.7	1.2	4.4 - 5.5	1000
50M025045M008	M2.5 x .45	8.0	1.7	1.2	4.4 - 5.5	1000
50M0`25045M010	M2.5 x .45	10.0	1.7	1.2	4.4 - 5.5	1000
50M025045M012	M2.5 x .45	12.0	1.7	1.2	4.4 - 5.5	1000
50M025045M016	M2.5 x .45	16.0	1.7	1.2	4.4 - 5.5	1000
50M025045M020	M2.5 x .45	20.0	1.7	1.2	4.4 - 5.5	1000
50M025045M025	M2.5 x .45	25.0	1.7	1.2	4.4 - 5.5	1000
50M030050M005	M3 x .5	5.0	2.4	1.7	5.2 - 6.3	1000
50M030050M006	M3 x .5	6.0	2.4	1.7	5.2 - 6.3	1000
50M030050M008	M3 x .5	8.0	2.4	1.7	5.2 - 6.3	1000
50M030050M010	M3 x .5	10.0	2.4	1.7	5.2 - 6.3	1000
50M030050M012	M3 x .5	12.0	2.4	1.7	5.2 - 6.3	1000
50M030050M016	M3 x .5	16.0	2.4	1.7	5.2 - 6.3	1000
50M030050M020	M3 x .5	20.0	2.4	1.7	5.2 - 6.3	1000
50M030050M025	M3 x .5	25.0	2.4	1.7	5.2 - 6.3	1000
50M035060M005	M3.5 x .6	5.0	3.1	2.3	6.9 - 8.2	1000
50M035060M006	M3.5 x .6	6.0	3.1	2.3	6.9 - 8.2	1000
50M035060M008	M3.5 x .6	8.0	3.1	2.3	6.9 - 8.2	1000
50M035060M010	M3.5 x .6	10.0	3.1	2.3	6.9 - 8.2	1000
50M035060M012	M3.5 x .6	12.0	3.1	2.3	6.9 - 8.2	1000
50M035060M016	M3.5 x .6	16.0	3.1	2.3	6.9 - 8.2	1000
50M035060M020	M3.5 x .6	20.0	3.1	2.3	6.9 - 8.2	1000
50M035060M025	M3.5 x .6	25.0	3.1	2.3	6.9 - 8.2	1000
50M035060M035	M3.5 x .6	35.0	3.1	2.3	6.9 - 8.2	1000
50M040070M006	M4 x .7	6.0	3.7	2.7	8.0 - 9.4	1000
50M040070M008	M4 x .7	8.0	3.7	2.7	8.0 - 9.4	1000
50M040070M010	M4 x .7	10.0	3.7	2.7	8.0 - 9.4	1000
50M040070M012	M4 x .7	12.0	3.7	2.7	8.0 - 9.4	1000

Item No.	Thread	L mm	H Max mm	O Max mm	ØA mm	Bulk Pack Qty
50M040070M016	M4 x .7	16.0	3.7	2.7	8.0 - 9.4	1000
50M040070M020	M4 x .7	20.0	3.7	2.7	8.0 - 9.4	1000
50M040070M025	M4 x .7	25.0	3.7	2.7	8.0 - 9.4	1000
50M050080M006	M5 x .8	6.0	3.9	2.7	8.9 - 10.4	1000
50M050080M008	M5 x .8	8.0	3.9	2.7	8.9 - 10.4	1000
50M050080M010	M5 x .8	10.0	3.9	2.7	8.9 - 10.4	1000
50M050080M012	M5 x .8	12.0	3.9	2.7	8.9 - 10.4	1000
50M050080M016	M5 x .8	16.0	3.9	2.7	8.9 - 10.4	1000
50M050080M020	M5 x .8	20.0	3.9	2.7	8.9 - 10.4	1000
50M050080M025	M5 x .8	25.0	3.9	2.7	8.9 - 10.4	500
50M050080M030	M5 x .8	30.0	3.9	2.7	8.9 - 10.4	500
50M050080M040	M5 x .8	40.0	3.9	2.7	8.9 - 10.4	500
50M060100M008	M6 x 1.0	8.0	4.7	3.3	10.9 - 12.6	1000
50M060100M010	M6 x 1.0	10.0	4.7	3.3	10.9 - 12.6	500
50M060100M012	M6 x 1.0	12.0	4.7	3.3	10.9 - 12.6	500
50M060100M016	M6 x 1.0	16.0	4.7	3.3	10.9 - 12.6	500
50M060100M020	M6 x 1.0	20.0	4.7	3.3	10.9 - 12.6	500
50M060100M025	M6 x 1.0	25.0	4.7	3.3	10.9 - 12.6	500
50M060100M035	M6 x 1.0	35.0	4.7	3.3	10.9 - 12.6	500
50M060100M045	M6 x 1.0	45.0	4.7	3.3	10.9 - 12.6	500
50M080125M010	M8 x 1.25	10.0	6.6	4.6	15.4 - 17.3	500
50M080125M016	M8 x 1.25	16.0	6.6	4.6	15.4 - 17.3	500
50M080125M020	M8 x 1.25	20.0	6.6	4.6	15.4 - 17.3	500
50M080125M025	M8 x 1.25	25.0	6.6	4.6	15.4 - 17.3	500
50M080125M030	M8 x 1.25	30.0	6.6	4.6	15.4 - 17.3	500
50M080125M050	M8 x 1.25	50.0	6.6	4.6	15.4 - 17.3	500
50M100150M020	M10 x 1.5	20.0	7.3	5.0	17.8 - 20.0	500
50M100150M025	M10 x 1.5	25.0	7.3	5.0	17.8 - 20.0	500
50M100150M035	M10 x 1.5	35.0	7.3	5.0	17.8 - 20.0	500

PLASTIC SCREWS

01X Series
Slotted Hex Head Screw

NEW

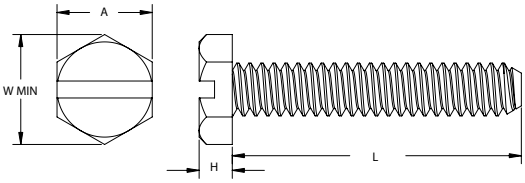

Specifications:
- Material: UL94 V-2 Nylon 6/6
- Color: Natura

Item No.	Thread	L in	H in	A in	W Min in	Bulk Pack Qty
010256X009	#2-56	0.094	0.040 - 0.050	0.120 - 0.125	0.134	1000
010256X012	#2-56	0.125	0.040 - 0.050	0.120 - 0.125	0.134	1000
010256X015	#2-56	0.156	0.040 - 0.050	0.120 - 0.125	0.134	1000
010256X018	#2-56	0.188	0.040 - 0.050	0.120 - 0.125	0.134	1000
010256X025	#2-56	0.250	0.040 - 0.050	0.120 - 0.125	0.134	1000
010256X028	#2-56	0.281	0.040 - 0.050	0.120 - 0.125	0.134	1000
010256X031	#2-56	0.313	0.040 - 0.050	0.120 - 0.125	0.134	1000
010256X037	#2-56	0.375	0.040 - 0.050	0.120 - 0.125	0.134	1000
010256X039	#2-56	0.391	0.040 - 0.050	0.120 - 0.125	0.134	1000
010256X043	#2-56	0.438	0.040 - 0.050	0.120 - 0.125	0.134	1000
010256X050	#2-56	0.500	0.040 - 0.050	0.120 - 0.125	0.134	1000
010256X056	#2-56	0.563	0.040 - 0.050	0.120 - 0.125	0.134	1000
010256X062	#2-56	0.625	0.040 - 0.050	0.120 - 0.125	0.134	1000
010256X075	#2-56	0.750	0.040 - 0.050	0.120 - 0.125	0.134	1000
010256X087	#2-56	0.875	0.040 - 0.050	0.120 - 0.125	0.134	1000
010256X100	#2-56	1.000	0.040 - 0.050	0.120 - 0.125	0.134	1000
010256X112	#2-56	1.125	0.040 - 0.050	0.120 - 0.125	0.134	1000
010264X018	#2-64	0.188	0.040 - 0.050	0.120 - 0.125	0.134	1000
010264X037	#2-64	0.375	0.040 - 0.050	0.120 - 0.125	0.134	1000
010436X050	#4-36	0.500	0.049 - 0.060	0.181 - 0.188	0.202	1000
010440X009	#4-40	0.094	0.049 - 0.060	0.181 - 0.188	0.202	1000
010440X012	#4-40	0.125	0.049 - 0.060	0.181 - 0.188	0.202	1000
010440X014	#4-40	0.141	0.049 - 0.060	0.181 - 0.188	0.202	1000
010440X018	#4-40	0.188	0.049 - 0.060	0.181 - 0.188	0.202	1000
010440X025	#4-40	0.250	0.049 - 0.060	0.181 - 0.188	0.202	1000
010440X028	#4-40	0.281	0.049 - 0.060	0.181 - 0.188	0.202	1000
010440X031	#4-40	0.313	0.049 - 0.060	0.181 - 0.188	0.202	1000
010440X037	#4-40	0.375	0.049 - 0.060	0.181 - 0.188	0.202	1000
010440X043	#4-40	0.438	0.049 - 0.060	0.181 - 0.188	0.202	1000
010440X050	#4-40	0.500	0.049 - 0.060	0.181 - 0.188	0.202	1000
010440X056	#4-40	0.563	0.049 - 0.060	0.181 - 0.188	0.202	1000
010440X062	#4-40	0.625	0.049 - 0.060	0.181 - 0.188	0.202	1000
010440X068	#4-40	0.688	0.049 - 0.060	0.181 - 0.188	0.202	1000
010440X075	#4-40	0.750	0.049 - 0.060	0.181 - 0.188	0.202	1000
010440X087	#4-40	0.875	0.049 - 0.060	0.181 - 0.188	0.202	1000
010440X100	#4-40	1.000	0.049 - 0.060	0.181 - 0.188	0.202	1000
010440X112	#4-40	1.125	0.049 - 0.060	0.181 - 0.188	0.202	1000
010440X118	#4-40	1.188	0.049 - 0.060	0.181 - 0.188	0.202	1000
010440X125	#4-40	1.250	0.049 - 0.060	0.181 - 0.188	0.202	1000
010440X137	#4-40	1.375	0.049 - 0.060	0.181 - 0.188	0.202	1000
010440X150	#4-40	1.500	0.049 - 0.060	0.181 - 0.188	0.202	1000
010440X162	#4-40	1.625	0.049 - 0.060	0.181 - 0.188	0.202	1000
010440X175	#4-40	1.750	0.049 - 0.060	0.181 - 0.188	0.202	1000
010448X025	#4-48	0.250	0.049 - 0.060	0.181 - 0.188	0.272	1000
010632X009	#6-32	0.094	0.080 - 0.093	0.244 - 0.250	0.272	1000
010632X012	#6-32	0.125	0.080 - 0.093	0.244 - 0.250	0.272	1000
010632X015	#6-32	0.156	0.080 - 0.093	0.244 - 0.250	0.272	1000
010632X018	#6-32	0.188	0.080 - 0.093	0.244 - 0.250	0.272	1000
010632X025	#6-32	0.250	0.080 - 0.093	0.244 - 0.250	0.272	1000
010632X031	#6-32	0.313	0.080 - 0.093	0.244 - 0.250	0.272	1000
010632X037	#6-32	0.375	0.080 - 0.093	0.244 - 0.250	0.272	1000
010632X043	#6-32	0.438	0.080 - 0.093	0.244 - 0.250	0.272	1000
010632X050	#6-32	0.500	0.080 - 0.093	0.244 - 0.250	0.272	1000
010632X056	#6-32	0.563	0.080 - 0.093	0.244 - 0.250	0.272	1000
010632X062	#6-32	0.625	0.080 - 0.093	0.244 - 0.250	0.272	1000
010632X068	#6-32	0.688	0.080 - 0.093	0.244 - 0.250	0.272	1000
010632X075	#6-32	0.750	0.080 - 0.093	0.244 - 0.250	0.272	1000
010632X087	#6-32	0.875	0.080 - 0.093	0.244 - 0.250	0.272	1000
010632X100	#6-32	1.000	0.080 - 0.093	0.244 - 0.250	0.272	1000
010632X112	#6-32	1.125	0.080 - 0.093	0.244 - 0.250	0.272	1000
010632X125	#6-32	1.250	0.080 - 0.093	0.244 - 0.250	0.272	1000
010632X150	#6-32	1.500	0.080 - 0.093	0.244 - 0.250	0.272	1000
010632X162	#6-32	1.625	0.080 - 0.093	0.244 - 0.250	0.272	1000
010632X175	#6-32	1.750	0.080 - 0.093	0.244 - 0.250	0.272	1000
010632X187	#6-32	1.875	0.080 - 0.093	0.244 - 0.250	0.272	1000
010632X200	#6-32	2.000	0.080 - 0.093	0.244 - 0.250	0.272	1000
010632X225	#6-32	2.250	0.080 - 0.093	0.244 - 0.250	0.272	1000
010640X025	#6-40	0.250	0.080 - 0.093	0.244 - 0.250	0.272	1000
010640X037	#6-40	0.375	0.080 - 0.093	0.244 - 0.250	0.272	1000
010640X075	#6-40	0.750	0.080 - 0.093	0.244 - 0.250	0.272	1000
010640X100	#6-40	1.000	0.080 - 0.093	0.244 - 0.250	0.272	1000
010832X012	#8-32	0.125	0.096 - 0.110	0.244 - 0.250	0.272	1000
010832X018	#8-32	0.188	0.096 - 0.110	0.244 - 0.250	0.272	1000
010832X025	#8-32	0.250	0.096 - 0.110	0.244 - 0.250	0.272	1000
010832X028	#8-32	0.281	0.096 - 0.110	0.244 - 0.250	0.272	1000
010832X031	#8-32	0.313	0.096 - 0.110	0.244 - 0.250	0.272	1000
010832X037	#8-32	0.375	0.096 - 0.110	0.244 - 0.250	0.272	1000
010832X043	#8-32	0.438	0.096 - 0.110	0.244 - 0.250	0.272	1000
010832X050	#8-32	0.500	0.096 - 0.110	0.244 - 0.250	0.272	1000
010832X062	#8-32	0.625	0.096 - 0.110	0.244 - 0.250	0.272	1000
010832X075	#8-32	0.750	0.096 - 0.110	0.244 - 0.250	0.272	1000
010832X087	#8-32	0.875	0.096 - 0.110	0.244 - 0.250	0.272	1000
010832X100	#8-32	1.000	0.096 - 0.110	0.244 - 0.250	0.272	1000
010832X112	#8-32	1.125	0.096 - 0.110	0.244 - 0.250	0.272	1000
010832X125	#8-32	1.250	0.096 - 0.110	0.244 - 0.250	0.272	1000
010832X137	#8-32	1.375	0.096 - 0.110	0.244 - 0.250	0.272	500
010832X150	#8-32	1.500	0.096 - 0.110	0.244 - 0.250	0.272	500
010832X175	#8-32	1.750	0.096 - 0.110	0.244 - 0.250	0.272	500
010832X187	#8-32	1.875	0.096 - 0.110	0.244 - 0.250	0.272	500
010832X200	#8-32	2.000	0.096 - 0.110	0.244 - 0.250	0.272	500
011024X012	#10-24	0.125	0.105 - 0.120	0.305 - 0.312	0.340	1000
011024X018	#10-24	0.188	0.105 - 0.120	0.305 - 0.312	0.340	1000
011024X025	#10-24	0.250	0.105 - 0.120	0.305 - 0.312	0.340	1000
011024X031	#10-24	0.313	0.105 - 0.120	0.305 - 0.312	0.340	1000
011024X037	#10-24	0.375	0.105 - 0.120	0.305 - 0.312	0.340	1000
011024X050	#10-24	0.500	0.105 - 0.120	0.305 - 0.312	0.340	1000
011024X062	#10-24	0.625	0.105 - 0.120	0.305 - 0.312	0.340	1000
011024X075	#10-24	0.750	0.105 - 0.120	0.305 - 0.312	0.340	1000
011024X100	#10-24	1.000	0.105 - 0.120	0.305 - 0.312	0.340	500
011024X125	#10-24	1.250	0.105 - 0.120	0.305 - 0.312	0.340	500
011024X150	#10-24	1.500	0.105 - 0.120	0.305 - 0.312	0.340	500
011032X012	#10-32	0.125	0.105 - 0.120	0.305 - 0.312	0.340	1000
011032X018	#10-32	0.188	0.105 - 0.120	0.305 - 0.312	0.340	1000
011032X025	#10-32	0.250	0.105 - 0.120	0.305 - 0.312	0.340	1000
011032X031	#10-32	0.313	0.105 - 0.120	0.305 - 0.312	0.340	1000
011032X037	#10-32	0.375	0.105 - 0.120	0.305 - 0.312	0.340	1000
011032X043	#10-32	0.438	0.105 - 0.120	0.305 - 0.312	0.340	1000
011032X050	#10-32	0.500	0.105 - 0.120	0.305 - 0.312	0.340	1000
011032X062	#10-32	0.625	0.105 - 0.120	0.305 - 0.312	0.340	1000
011032X075	#10-32	0.750	0.105 - 0.120	0.305 - 0.312	0.340	500
011032X081	#10-32	1.188	0.105 - 0.120	0.305 - 0.312	0.340	500
011032X087	#10-32	0.875	0.105 - 0.120	0.305 - 0.312	0.340	500
011032X100	#10-32	1.000	0.105 - 0.120	0.305 - 0.312	0.340	500
011032X106	#10-32	1.063	0.105 - 0.120	0.305 - 0.312	0.340	500
011032X125	#10-32	1.250	0.105 - 0.120	0.305 - 0.312	0.340	500
011032X150	#10-32	1.500	0.105 - 0.120	0.305 - 0.312	0.340	500
011032X175	#10-32	1.750	0.105 - 0.120	0.305 - 0.312	0.340	500
011032X200	#10-32	2.000	0.105 - 0.120	0.305 - 0.312	0.340	500
012520X025	1/4-20	0.250	0.172 - 0.190	0.367 - 0.375	0.409	1000
012520X031	1/4-20	0.313	0.172 - 0.190	0.367 - 0.375	0.409	1000
012520X037	1/4-20	0.375	0.172 - 0.190	0.367 - 0.375	0.409	1000
012520X050	1/4-20	0.500	0.172 - 0.190	0.367 - 0.375	0.409	1000
012520X062	1/4-20	0.625	0.172 - 0.190	0.367 - 0.375	0.409	1000
012520X075	1/4-20	0.750	0.172 - 0.190	0.367 - 0.375	0.409	500
012520X087	1/4-20	0.875	0.172 - 0.190	0.367 - 0.375	0.409	500
012520X100	1/4-20	1.000	0.172 - 0.190	0.367 - 0.375	0.409	500
012520X125	1/4-20	1.250	0.172 - 0.190	0.367 - 0.375	0.409	500
012520X150	1/4-20	1.500	0.172 - 0.190	0.367 - 0.375	0.409	1000
012520X175	1/4-20	1.750	0.172 - 0.190	0.367 - 0.375	0.409	500
012520X200	1/4-20	2.000	0.172 - 0.190	0.367 - 0.375	0.409	500
012520X250	1/4-20	2.500	0.172 - 0.190	0.367 - 0.375	0.409	500
012520X300	1/4-20	3.000	0.172 - 0.190	0.367 - 0.375	0.409	500
012528X018	1/4-28	0.188	0.172 - 0.190	0.367 - 0.375	0.409	500
012528X025	1/4-28	0.250	0.172 - 0.190	0.367 - 0.375	0.409	500
012528X037	1/4-28	0.375	0.172 - 0.190	0.367 - 0.375	0.409	500
012528X050	1/4-28	0.500	0.172 - 0.190	0.367 - 0.375	0.409	500
012528X062	1/4-28	0.625	0.172 - 0.190	0.367 - 0.375	0.409	500
012528X075	1/4-28	0.750	0.172 - 0.190	0.367 - 0.375	0.409	500
012528X100	1/4-28	1.000	0.172 - 0.190	0.367 - 0.375	0.409	500

50K Series
Metric Hex Slotted Screw

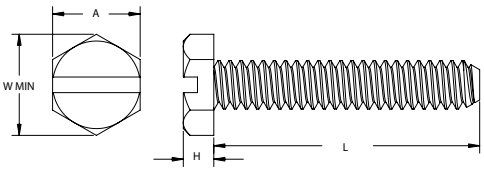

NEW

Specifications:
- Material: UL94 V-2 Nylon 6/6
- Color: Natural

Item No.	Thread	L mm	H Max mm	A mm	W Min mm	Bulk Pack Qty
50M020040K004	M2 x .4	4.0	1.3 - 1.6	3.0 - 3.2	3.4	1000
50M020040K005	M2 x .4	5.0	1.3 - 1.6	3.0 - 3.2	3.4	1000
50M020040K006	M2 x .4	6.0	1.3 - 1.6	3.0 - 3.2	3.4	1000
50M020040K008	M2 x .4	8.0	1.3 - 1.6	3.0 - 3.2	3.4	1000
50M020040K010	M2 x .4	10.0	1.3 - 1.6	3.0 - 3.2	3.4	1000
50M020040K012	M2 x .4	12.0	1.3 - 1.6	3.0 - 3.2	3.4	1000
50M020040K016	M2 x .4	16.0	1.3 - 1.6	3.0 - 3.2	3.4	1000
50M020040K020	M2 x .4	20.0	1.3 - 1.6	3.0 - 3.2	3.4	1000
50M020040K025	M2 x .4	25.0	1.3 - 1.6	3.0 - 3.2	3.4	1000
50M025045K004	M2.5 x .45	4.0	1.8 - 2.1	3.8 - 4.0	4.3	1000
50M025045K005	M2.5 x .45	5.0	1.8 - 2.1	3.8 - 4.0	4.3	1000
50M025045K006	M2.5 x .45	6.0	1.8 - 2.1	3.8 - 4.0	4.3	1000
50M025045K008	M2.5 x .45	8.0	1.8 - 2.1	3.8 - 4.0	4.3	1000
50M025045K010	M2.5 x .45	10.0	1.8 - 2.1	3.8 - 4.0	4.3	1000
50M025045K012	M2.5 x .45	12.0	1.8 - 2.1	3.8 - 4.0	4.3	1000
50M025045K016	M2.5 x .45	16.0	1.8 - 2.1	3.8 - 4.0	4.3	1000
50M025045K020	M2.5 x .45	20.0	1.8 - 2.1	3.8 - 4.0	4.3	1000
50M025045K025	M2.5 x .45	25.0	1.8 - 2.1	3.8 - 4.0	4.3	1000
50M030050K004	M3 x .5	4.0	2.0 - 2.3	4.8 - 5.0	5.4	1000
50M030050K005	M3 x .5	5.0	2.0 - 2.3	4.8 - 5.0	5.4	1000
50M030050K006	M3 x .5	6.0	2.0 - 2.3	4.8 - 5.0	5.4	1000
50M030050K008	M3 x .5	8.0	2.0 - 2.3	4.8 - 5.0	5.4	1000
50M030050K010	M3 x .5	10.0	2.0 - 2.3	4.8 - 5.0	5.4	1000
50M030050K012	M3 x .5	12.0	2.0 - 2.3	4.8 - 5.0	5.4	1000
50M030050K016	M3 x .5	16.0	2.0 - 2.3	4.8 - 5.0	5.4	1000
50M030050K020	M3 x .5	20.0	2.0 - 2.3	4.8 - 5.0	5.4	1000
50M030050K025	M3 x .5	25.0	2.0 - 2.3	4.8 - 5.0	5.4	1000
50M030050K030	M3 x .5	30.0	2.0 - 2.3	4.8 - 5.0	5.4	1000
50M030050K035	M3 x .5	35.0	2.0 - 2.3	4.8 - 5.0	5.4	1000
50M030050K042	M3 x .5	42.0	2.0 - 2.3	4.8 - 5.0	5.4	1000
50M035060K005	M3.5 x .6	5.0	2.3 - 2.6	5.3 - 5.5	6.0	1000
50M035060K006	M3.5 x .6	6.0	2.3 - 2.6	5.3 - 5.5	6.0	1000
50M035060K007	M3.5 x .6	7.0	2.3 - 2.6	5.3 - 5.5	6.0	1000
50M035060K008	M3.5 x .6	8.0	2.3 - 2.6	5.3 - 5.5	6.0	1000
50M035060K010	M3.5 x .6	10.0	2.3 - 2.6	5.3 - 5.5	6.0	1000
50M035060K012	M3.5 x .6	12.0	2.3 - 2.6	5.3 - 5.5	6.0	1000
50M035060K016	M3.5 x .6	16.0	2.3 - 2.6	5.3 - 5.5	6.0	1000
50M035060K020	M3.5 x .6	20.0	2.3 - 2.6	5.3 - 5.5	6.0	1000
50M035060K025	M3.5 x .6	25.0	2.3 - 2.6	5.3 - 5.5	6.0	1000
50M035060K035	M3.5 x .6	35.0	2.3 - 2.6	5.3 - 5.5	6.0	1000
50M035060K042	M3.5 x .6	42.0	2.3 - 2.6	5.3 - 5.5	6.0	1000
50M040070K006	M4 x .7	6.0	2.6 - 3.0	6.8 - 7.0	7.6	1000
50M040070K008	M4 x .7	8.0	2.6 - 3.0	6.8 - 7.0	7.6	1000
50M040070K010	M4 x .7	10.0	2.6 - 3.0	6.8 - 7.0	7.6	1000
50M040070K012	M4 x .7	12.0	2.6 - 3.0	6.8 - 7.0	7.6	1000
50M040070K016	M4 x .7	16.0	2.6 - 3.0	6.8 - 7.0	7.6	1000
50M040070K020	M4 x .7	20.0	2.6 - 3.0	6.8 - 7.0	7.6	1000
50M040070K025	M4 x .7	25.0	2.6 - 3.0	6.8 - 7.0	7.6	1000
50M040070K030	M4 x .7	30.0	2.6 - 3.0	6.8 - 7.0	7.6	1000
50M040070K035	M4 x .7	35.0	2.6 - 3.0	6.8 - 7.0	7.6	500
50M040070K040	M4 x .7	40.0	2.6 - 3.0	6.8 - 7.0	7.6	500
50M050080K006	M5 x .8	6.0	3.3 - 3.8	7.8 - 8.0	8.7	1000
50M050080K008	M5 x .8	8.0	3.3 - 3.8	7.8 - 8.0	8.7	1000
50M050080K010	M5 x .8	10.0	3.3 - 3.8	7.8 - 8.0	8.7	1000
50M050080K012	M5 x .8	12.0	3.3 - 3.8	7.8 - 8.0	8.7	1000
50M050080K016	M5 x .8	16.0	3.3 - 3.8	7.8 - 8.0	8.7	1000
50M050080K020	M5 x .8	20.0	3.3 - 3.8	7.8 - 8.0	8.7	1000
50M050080K025	M5 x .8	25.0	3.3 - 3.8	7.8 - 8.0	8.7	500
50M050080K030	M5 x .8	30.0	3.3 - 3.8	7.8 - 8.0	8.7	500
50M050080K035	M5 x .8	35.0	3.3 - 3.8	7.8 - 8.0	8.7	500
50M050080K040	M5 x .8	40.0	3.3 - 3.8	7.8 - 8.0	8.7	500
50M060100K005	M6 x 1.0	5.0	4.1 - 4.7	9.8 - 10.0	11.0	1000
50M060100K008	M6 x 1.0	8.0	4.1 - 4.7	9.8 - 10.0	11.0	1000
50M060100K010	M6 x 1.0	10.0	4.1 - 4.7	9.8 - 10.0	11.0	1000
50M060100K012	M6 x 1.0	12.0	4.1 - 4.7	9.8 - 10.0	11.0	500
50M060100K016	M6 x 1.0	16.0	4.1 - 4.7	9.8 - 10.0	11.0	500
50M060100K020	M6 x 1.0	20.0	4.1 - 4.7	9.8 - 10.0	11.0	500
50M060100K025	M6 x 1.0	25.0	4.1 - 4.7	9.8 - 10.0	11.0	500
50M060100K030	M6 x 1.0	30.0	4.1 - 4.7	9.8 - 10.0	11.0	500
50M060100K035	M6 x 1.0	35.0	4.1 - 4.7	9.8 - 10.0	11.0	500
50M060100K040	M6 x 1.0	40.0	4.1 - 4.7	9.8 - 10.0	11.0	500
50M060100K045	M6 x 1.0	45.0	4.1 - 4.7	9.8 - 10.0	11.0	500
50M060100K050	M6 x 1.0	50.0	4.1 - 4.7	9.8 - 10.0	11.0	500
50M060100K060	M6 x 1.0	60.0	4.1 - 4.7	9.8 - 10.0	11.0	500
50M060100K070	M6 x 1.0	70.0	4.1 - 4.7	9.8 - 10.0	11.0	500
50M060100K075	M6 x 1.0	75.0	4.1 - 4.7	9.8 - 10.0	11.0	500
50M080125K010	M8 x 1.25	10.0	5.2 - 6.0	12.7 - 13.0	14.3	500
50M080125K016	M8 x 1.25	16.0	5.2 - 6.0	12.7 - 13.0	14.3	500
50M080125K020	M8 x 1.25	20.0	5.2 - 6.0	12.7 - 13.0	14.3	1000
50M080125K025	M8 x 1.25	25.0	5.2 - 6.0	12.7 - 13.0	14.3	500
50M080125K030	M8 x 1.25	30.0	5.2 - 6.0	12.7 - 13.0	14.3	500
50M080125K035	M8 x 1.25	35.0	5.2 - 6.0	12.7 - 13.0	14.3	500
50M080125K040	M8 x 1.25	40.0	5.2 - 6.0	12.7 - 13.0	14.3	500
50M080125K050	M8 x 1.25	50.0	5.2 - 6.0	12.7 - 13.0	14.3	500
50M080125K070	M8 x 1.25	70.0	5.2 - 6.0	12.7 - 13.0	14.3	500
50M100150K016	M10 x 1.5	16.0	6.5 - 7.5	15.7 - 16.0	17.6	500
50M100150K020	M10 x 1.5	20.0	6.5 - 7.5	15.7 - 16.0	17.6	500
50M100150K025	M10 x 1.5	25.0	6.5 - 7.5	15.7 - 16.0	17.6	500
50M100150K030	M10 x 1.5	30.0	6.5 - 7.5	15.7 - 16.0	17.6	500
50M100150K035	M10 x 1.5	35.0	6.5 - 7.5	15.7 - 16.0	17.6	500
50M100150K050	M10 x 1.5	50.0	6.5 - 7.5	15.7 - 16.0	17.6	500
50M100150K060	M10 x 1.5	60.0	6.5 - 7.5	15.7 - 16.0	17.6	500

01X Series
Transparent Slotted Hex Head Screw

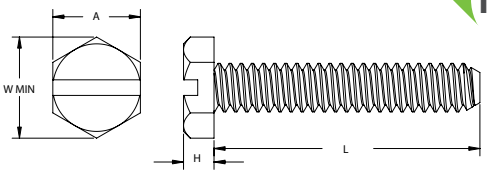

NEW

Specifications:
- Material: UL94 V-2 Polycarbonate
- Color: Transparent

Features:
- Exceptionally high impact strength
- Polycarbonate is unaffected by greases, oils and detergents

Item No.	Thread	L in	A in	H in	W Min in	Bulk Pack Qty
010440X025PC	#4-40	0.250	0.181 - 0.188	0.049 - 0.060	0.202	1000
010440X028PC	#4-40	0.281	0.181 - 0.188	0.049 - 0.060	0.202	1000
010440X037PC	#4-40	0.375	0.181 - 0.188	0.049 - 0.060	0.202	1000
010440X050PC	#4-40	0.500	0.181 - 0.188	0.049 - 0.060	0.202	1000
010632X025PC	#6-32	0.250	0.244 - 0.250	0.080 - 0.093	0.272	1000
010632X037PC	#6-32	0.375	0.244 - 0.250	0.080 - 0.093	0.272	1000
010632X050PC	#6-32	0.500	0.244 - 0.250	0.080 - 0.093	0.272	1000
010632X062PC	#6-32	0.625	0.244 - 0.250	0.080 - 0.093	0.272	1000
010632X075PC	#6-32	0.750	0.244 - 0.250	0.080 - 0.093	0.272	1000
010832X012PC	#8-32	0.125	0.244 - 0.250	0.096 - 0.110	0.272	1000
010832X025PC	#8-32	0.250	0.244 - 0.250	0.096 - 0.110	0.272	1000
010832X037PC	#8-32	0.375	0.244 - 0.250	0.096 - 0.110	0.272	1000
010832X050PC	#8-32	0.500	0.244 - 0.250	0.096 - 0.110	0.272	1000
010832X062PC	#8-32	0.625	0.244 - 0.250	0.096 - 0.110	0.272	1000
010832X075PC	#8-32	0.750	0.244 - 0.250	0.096 - 0.110	0.272	1000
011032X025PC	#10-32	0.250	0.305 - 0.312	0.105 - 0.120	0.340	1000
011032X037PC	#10-32	0.375	0.305 - 0.312	0.105 - 0.120	0.340	1000
011032X050PC	#10-32	0.500	0.305 - 0.312	0.105 - 0.120	0.340	1000
011032X062PC	#10-32	0.625	0.305 - 0.312	0.105 - 0.120	0.340	1000
011032X075PC	#10-32	0.750	0.305 - 0.312	0.105 - 0.120	0.340	500
011032X100PC	#10-32	1.000	0.305 - 0.312	0.105 - 0.120	0.340	500

PLASTIC SCREWS

27SCH
Hex Slotted Spin Clip

NEW

Specifications:
- Material: UL94 V-2 Nylon 6/6
- Color: Natural

Features:
- Combines the advantages of a push-in type fastener with a screw
- Fast and easy assembly
- Resistant to corrosion, oil, abrasion and most chemicals
- Can also be used as a standard Fir Tree Fastener

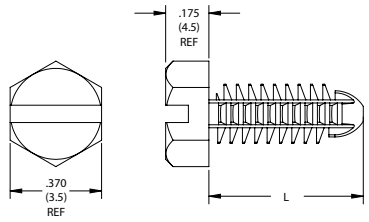

Item No.	Screw Size	L	Ø Hole		Bulk Pack Qty
		in	in	mm	
27SC2520H037	1/4	0.375	0.203	5.2	1000
27SC2520H050	1/4	0.500	0.203	5.2	1000
27SC2520H062	1/4	0.625	0.203	5.2	1000
27SC2520H075	1/4	0.750	0.203	5.2	1000
27SC2520H100	1/4	1.000	0.203	5.2	1000

32 Series
Slotted Hex Cap Screw

NEW

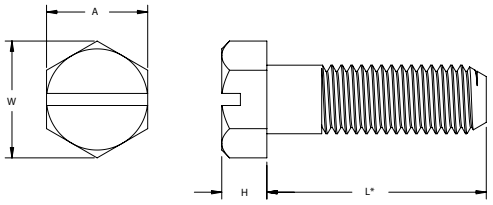

Specifications:
- Material: UL94 V-2 Nylon 6/6
- Color: Natural

Item No.	Thread	L	H	W	A	Bulk Pack Qty
		in	in	in	in	
3225020025	1/4-20	0.250	0.150-0.188	0.484-0.505	0.425-0.438	1000
3225020037	1/4-20	0.375	0.150-0.188	0.484-0.505	0.425-0.438	500
3225020050	1/4-20	0.500	0.150-0.188	0.484-0.505	0.425-0.438	500
3225020062	1/4-20	0.625	0.150-0.188	0.484-0.505	0.425-0.438	500
3225020075	1/4-20	0.750	0.150-0.188	0.484-0.505	0.425-0.438	500
3225020100	1/4-20	1.000	0.150-0.188	0.484-0.505	0.425-0.438	500
3225020125	1/4-20	1.250	0.150-0.188	0.484-0.505	0.425-0.438	500
3225020150	1/4-20	1.500	0.150-0.188	0.484-0.505	0.425-0.438	500
3225020200	1/4-20	2.000	0.150-0.188	0.484-0.505	0.425-0.438	500
3225020212	1/4-20	2.125	0.150-0.188	0.484-0.505	0.425-0.438	500
3225020225	1/4-20	2.250	0.150-0.188	0.484-0.505	0.425-0.438	500
3225020250	1/4-20	2.500	0.150-0.188	0.484-0.505	0.425-0.438	500
3225020275	1/4-20	2.750	0.150-0.188	0.484-0.505	0.425-0.438	500
3225020275FT	1/4-20	2.750	0.150-0.188	0.484-0.505	0.425-0.438	500
3225020300	1/4-20	3.000	0.150-0.188	0.484-0.505	0.425-0.438	500
3225020350	1/4-20	3.500	0.150-0.188	0.484-0.505	0.425-0.438	500
3225020400	1/4-20	4.000	0.150-0.188	0.484-0.505	0.425-0.438	500
3225020450	1/4-20	4.500	0.150-0.188	0.484-0.505	0.425-0.438	500
3225020500	1/4-20	5.000	0.150-0.188	0.484-0.505	0.425-0.438	500
3225020550	1/4-20	5.500	0.150-0.188	0.484-0.505	0.425-0.438	500
3225020600	1/4-20	6.000	0.150-0.188	0.484-0.505	0.425-0.438	500
3231218050	5/16-18	0.500	0.195-0.235	0.552-0.577	0.484-0.500	500
3231218075	5/16-18	0.750	0.195-0.235	0.552-0.577	0.484-0.500	500
3231218100	5/16-18	1.000	0.195-0.235	0.552-0.577	0.484-0.500	500
3231218125	5/16-18	1.250	0.195-0.235	0.552-0.577	0.484-0.500	500
3231218137	5/16-18	1.375	0.195-0.235	0.552-0.577	0.484-0.500	500
3231218150	5/16-18	1.500	0.195-0.235	0.552-0.577	0.484-0.500	500
3231218175	5/16-18	1.750	0.195-0.235	0.552-0.577	0.484-0.500	500
3231218200	5/16-18	2.000	0.195-0.235	0.552-0.577	0.484-0.500	500
3231218200FT	5/16-18	2.000	0.195-0.235	0.552-0.577	0.484-0.500	500
3231218250	5/16-18	2.500	0.195-0.235	0.552-0.577	0.484-0.500	250
3231218300	5/16-18	3.000	0.195-0.235	0.552-0.577	0.484-0.500	250
3231218350	5/16-18	3.500	0.195-0.235	0.552-0.577	0.484-0.500	250
3231218400	5/16-18	4.000	0.195-0.235	0.552-0.577	0.484-0.500	250
3231218450	5/16-18	4.500	0.195-0.235	0.552-0.577	0.484-0.500	250
3231218500	5/16-18	5.000	0.195-0.235	0.552-0.577	0.484-0.500	250
3231218550	5/16-18	5.500	0.195-0.235	0.552-0.577	0.484-0.500	250
3231218600	5/16-18	6.000	0.195-0.235	0.552-0.577	0.484-0.500	250
3231224050	5/16-24	0.500	0.195-0.235	0.552-0.577	0.484-0.500	250
3237516050	3/8-16	0.500	0.226-0.268	0.620-0.650	0.544-0.562	500
3237516075	3/8-16	0.750	0.226-0.268	0.620-0.650	0.544-0.562	500
3237516100	3/8-16	1.000	0.226-0.268	0.620-0.650	0.544-0.562	500

Item No.	Thread	L	H	W	A	Bulk Pack Qty
		in	in	in	in	
3237516125	3/8-16	1.250	0.226-0.268	0.620-0.650	0.544-0.562	500
3237516150	3/8-16	1.500	0.226-0.268	0.620-0.650	0.544-0.562	1000
3237516200	3/8-16	2.000	0.226-0.268	0.620-0.650	0.544-0.562	500
3237516250	3/8-16	2.500	0.226-0.268	0.620-0.650	0.544-0.562	500
3237516300	3/8-16	3.000	0.226-0.268	0.620-0.650	0.544-0.562	250
3237516350	3/8-16	3.500	0.226-0.268	0.620-0.650	0.544-0.562	250
3237516400	3/8-16	4.000	0.226-0.268	0.620-0.650	0.544-0.562	250
3237516450	3/8-16	4.500	0.226-0.268	0.620-0.650	0.544-0.562	250
3237516500	3/8-16	5.000	0.226-0.268	0.620-0.650	0.544-0.562	250
3237516550	3/8-16	5.500	0.226-0.268	0.620-0.650	0.544-0.562	250
3237516600	3/8-16	6.000	0.226-0.268	0.620-0.650	0.544-0.562	250
3237524050	3/8-24	0.500	0.226-0.268	0.620-0.650	0.544-0.562	250
3250013050	1/2-13	0.500	0.302-0.364	0.826-0.866	0.725-0.750	500
3250013075	1/2-13	0.750	0.302-0.364	0.826-0.866	0.725-0.750	500
3250013087	1/2-13	0.875	0.302-0.364	0.826-0.866	0.725-0.750	500
3250013100	1/2-13	1.000	0.302-0.364	0.826-0.866	0.725-0.750	500
3250013125	1/2-13	1.250	0.302-0.364	0.826-0.866	0.725-0.750	250
3250013150	1/2-13	1.500	0.302-0.364	0.826-0.866	0.725-0.750	250
3250013200	1/2-13	2.000	0.302-0.364	0.826-0.866	0.725-0.750	250
3250013250	1/2-13	2.500	0.302-0.364	0.826-0.866	0.725-0.750	250
3250013300	1/2-13	3.000	0.302-0.364	0.826-0.866	0.725-0.750	250
3250013350	1/2-13	3.500	0.302-0.364	0.826-0.866	0.725-0.750	250
3250013400	1/2-13	4.000	0.302-0.364	0.826-0.866	0.725-0.750	250
3250013450	1/2-13	4.500	0.302-0.364	0.826-0.866	0.725-0.750	250
3250013500	1/2-13	5.000	0.302-0.364	0.826-0.866	0.725-0.750	250
3250013550	1/2-13	5.500	0.302-0.364	0.826-0.866	0.725-0.750	250
3250013600	1/2-13	6.000	0.302-0.364	0.826-0.866	0.725-0.750	250
3262511050	5/8-11	0.500	0.378-0.444	1.033-1.086	0.906-0.938	250
3262511075	5/8-11	0.750	0.378-0.444	1.033-1.086	0.906-0.938	250
3262511100	5/8-11	1.000	0.378-0.444	1.033-1.086	0.906-0.938	250
3262511150FT	5/8-11	1.500	0.378-0.444	1.033-1.086	0.906-0.938	250
3262511200	5/8-11	2.000	0.378-0.444	1.033-1.086	0.906-0.938	250
3262511250	5/8-11	2.500	0.378-0.444	1.033-1.086	0.906-0.938	250
3262511300	5/8-11	3.000	0.378-0.444	1.033-1.086	0.906-0.938	250
3262511350	5/8-11	3.500	0.378-0.444	1.033-1.086	0.906-0.938	250
3262511400	5/8-11	4.000	0.378-0.444	1.033-1.086	0.906-0.938	250
3262511400FT	5/8-11	4.000	0.378-0.444	1.033-1.086	0.906-0.938	250
3262511450	5/8-11	4.500	0.378-0.444	1.033-1.086	0.906-0.938	250
3262511500	5/8-11	5.000	0.378-0.444	1.033-1.086	0.906-0.938	250
3262511550	5/8-11	5.500	0.378-0.444	1.033-1.086	0.906-0.938	250
3262511600	5/8-11	6.000	0.378-0.444	1.033-1.086	0.906-0.938	250

*** All parts 1" and shorter or have a suffix of "FT" are fully threaded**

03XM225 Series
Unslotted Hex Cap Screw - GF Polyurethane

NEW

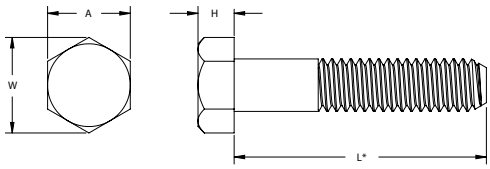

Specifications:
- Material: 40% Glass-Filled Polyurethane
- Color: Natural

Item No.	Thread	L in	H in	A in	W in	Bulk Pack Qty
0325020037XM225	1/4-20	0.375	0.150 - 0.188	0.425 - 0.438	0.484 - 0.505	500
0325020050XM225	1/4-20	0.500	0.150 - 0.188	0.425 - 0.438	0.484 - 0.505	500
0325020062XM225	1/4-20	0.625	0.150 - 0.188	0.425 - 0.438	0.484 - 0.505	500
0325020075XM225	1/4-20	0.750	0.150 - 0.188	0.425 - 0.438	0.484 - 0.505	500
0325020087XM225	1/4-20	0.875	0.150 - 0.188	0.425 - 0.438	0.484 - 0.505	500
0325020100XM225	1/4-20	1.000	0.150 - 0.188	0.425 - 0.438	0.484 - 0.505	500
0325020125XM225	1/4-20	1.250	0.150 - 0.188	0.425 - 0.438	0.484 - 0.505	1000
0325020137XM225	1/4-20	1.375	0.150 - 0.188	0.425 - 0.438	0.484 - 0.505	1000
0325020150XM225	1/4-20	1.500	0.150 - 0.188	0.425 - 0.438	0.484 - 0.505	500
0331218100XM225	5/16-18	1.000	0.195 - 0.235	0.484 - 0.500	0.552 - 0.577	1000
0331218150XM225	5/16-18	1.500	0.195 - 0.235	0.425 - 0.438	0.484 - 0.505	500
0331218200XM225	5/16-18	2.000	0.195 - 0.235	0.484 - 0.500	0.552 - 0.577	500
0337516050XM225	3/8-16	0.500	0.226 - 0.268	0.544 - 0.562	0.620 - 0.650	500
0337516062XM225	3/8-16	0.625	0.226 - 0.268	0.544 - 0.562	0.620 - 0.650	500
0337516075XM225	3/8-16	0.750	0.226 - 0.268	0.544 - 0.562	0.620 - 0.650	500
0337516087XM225	3/8-16	0.875	0.226 - 0.268	0.544 - 0.562	0.620 - 0.650	500
0337516100XM225	3/8-16	1.000	0.226 - 0.268	0.544 - 0.562	0.620 - 0.650	500
0337516125XM225	3/8-16	1.250	0.226 - 0.268	0.544 - 0.562	0.620 - 0.650	500
0337516150XM225	3/8-16	1.500	0.226 - 0.268	0.544 - 0.562	0.620 - 0.650	500
0337516162XM225	3/8-16	1.625	0.226 - 0.268	0.544 - 0.562	0.620 - 0.650	500
0337516175XM225	3/8-16	1.750	0.226 - 0.268	0.544 - 0.562	0.620 - 0.650	250
0337516200XM225	3/8-16	2.000	0.226 - 0.268	0.544 - 0.562	0.620 - 0.650	500
0337516225XM225	3/8-16	2.250	0.226 - 0.268	0.544 - 0.562	0.620 - 0.650	500
0337516250XM225	3/8-16	2.500	0.226 - 0.268	0.544 - 0.562	0.620 - 0.650	500
0337516300XM225	3/8-16	3.000	0.226 - 0.268	0.544 - 0.562	0.620 - 0.650	500
0337516325XM225	3/8-16	3.250	0.226 - 0.268	0.544 - 0.562	0.620 - 0.650	500
0337516350XM225	3/8-16	3.500	0.226 - 0.268	0.544 - 0.562	0.620 - 0.650	1000
0337516375XM225	3/8-16	3.750	0.226 - 0.268	0.544 - 0.562	0.620 - 0.650	1000
0337516400XM225	3/8-16	4.000	0.226 - 0.268	0.544 - 0.562	0.620 - 0.650	500
0337516425XM225	3/8-16	4.250	0.226 - 0.268	0.544 - 0.562	0.620 - 0.650	500
0337516450XM225	3/8-16	4.500	0.226 - 0.268	0.544 - 0.562	0.620 - 0.650	500
0350013075XM225	1/2-13	0.750	0.302 - 0.364	0.725 - 0.750	0.826 - 0.866	250
0350013087XM225	1/2-13	0.875	0.302 - 0.364	0.725 - 0.750	0.826 - 0.866	250
0350013100XM225	1/2-13	1.000	0.302 - 0.364	0.725 - 0.750	0.826 - 0.866	250
0350013125XM225	1/2-13	1.250	0.302 - 0.364	0.725 - 0.750	0.826 - 0.866	250
0350013137XM225	1/2-13	1.375	0.302 - 0.364	0.725 - 0.750	0.826 - 0.866	250
0350013150XM225	1/2-13	1.500	0.302 - 0.364	0.725 - 0.750	0.826 - 0.866	250
0350013162XM225	1/2-13	1.625	0.302 - 0.364	0.725 - 0.750	0.826 - 0.866	250
0350013175XM225	1/2-13	1.750	0.302 - 0.364	0.725 - 0.750	0.826 - 0.866	250
0350013187XM225	1/2-13	1.875	0.302 - 0.364	0.725 - 0.750	0.826 - 0.866	250
0350013200XM225	1/2-13	2.000	0.302 - 0.364	0.725 - 0.750	0.826 - 0.866	250
0350013225XM225	1/2-13	2.250	0.302 - 0.364	0.725 - 0.750	0.826 - 0.866	1000
0350013237XM225	1/2-13	2.375	0.302 - 0.364	0.725 - 0.750	0.826 - 0.866	250
0350013250XM225	1/2-13	2.500	0.302 - 0.364	0.725 - 0.750	0.826 - 0.866	250
0350013262XM225	1/2-13	2.625	0.302 - 0.364	0.725 - 0.750	0.826 - 0.866	1000
0350013275XM225	1/2-13	2.750	0.302 - 0.364	0.725 - 0.750	0.826 - 0.866	1000
0350013300XM225	1/2-13	3.000	0.302 - 0.364	0.725 - 0.750	0.826 - 0.866	500
0350013325XM225	1/2-13	3.250	0.302 - 0.364	0.725 - 0.750	0.826 - 0.866	500
0350013337XM225	1/2-13	3.375	0.302 - 0.364	0.725 - 0.750	0.826 - 0.866	500
0350013350XM225	1/2-13	3.500	0.302 - 0.364	0.725 - 0.750	0.826 - 0.866	500
0350013375XM225	1/2-13	3.750	0.302 - 0.364	0.725 - 0.750	0.826 - 0.866	250
0350013400XM225	1/2-13	4.000	0.302 - 0.364	0.725 - 0.750	0.826 - 0.866	500
0350013450XM225	1/2-13	4.500	0.302 - 0.364	0.725 - 0.750	0.826 - 0.866	250
0350013500XM225	1/2-13	5.000	0.302 - 0.364	0.725 - 0.750	0.826 - 0.866	250
0350013550XM225	1/2-13	5.500	0.302 - 0.364	0.725 - 0.750	0.826 - 0.866	250
0350013600XM225	1/2-13	6.000	0.302 - 0.364	0.725 - 0.750	0.826 - 0.866	250
0362511150XM225	5/8-11	1.500	0.378 - 0.444	0.906 - 0.938	1.033 - 1.083	250
0362511200XM225	5/8-11	2.000	0.378 - 0.444	0.906 - 0.938	1.033 - 1.083	250
0362511250XM225	5/8-11	2.500	0.378 - 0.444	0.906 - 0.938	1.033 - 1.083	250
0362511300XM225	5/8-11	3.000	0.378 - 0.444	0.906 - 0.938	1.033 - 1.083	250
0362511350XM225	5/8-11	3.500	0.378 - 0.444	0.906 - 0.938	1.033 - 1.083	250
0362511400XM225	5/8-11	4.000	0.378 - 0.444	0.906 - 0.938	1.033 - 1.083	500
0362511500XM225	5/8-11	5.000	0.378 - 0.444	0.906 - 0.938	1.033 - 1.083	500
0362511550XM225	5/8-11	5.500	0.378 - 0.444	0.906 - 0.938	1.033 - 1.083	500
0362511600XM225	5/8-11	6.000	0.378 - 0.444	0.906 - 0.938	1.033 - 1.083	500
0375010150XM225	3/4-10	1.500	0.455 - 0.524	1.088 - 1.125	1.240 - 1.299	500
0375010200XM225	3/4-10	2.000	0.455 - 0.524	1.088 - 1.125	1.240 - 1.299	500
0375010250XM225	3/4-10	2.500	0.455 - 0.524	1.088 - 1.125	1.240 - 1.299	500
0375010300XM225	3/4-10	3.000	0.455 - 0.524	1.088 - 1.125	1.240 - 1.299	250
0375010350XM225	3/4-10	3.500	0.455 - 0.524	1.088 - 1.125	1.240 - 1.299	250
0375010400XM225	3/4-10	4.000	0.455 - 0.524	1.088 - 1.125	1.240 - 1.299	250
0375010500XM225	3/4-10	5.000	0.455 - 0.524	1.088 - 1.125	1.240 - 1.299	250
0375010550XM225	3/4-10	5.500	0.455 - 0.524	1.088 - 1.125	1.240 - 1.299	250
0375010600XM225	3/4-10	6.000	0.455 - 0.524	1.088 - 1.125	1.240 - 1.299	250

*** All parts 1" and shorter or have a suffix of "FT" are fully threaded**

PLASTIC SCREWS

03FXM225 Series
Unslotted Hex Cap Screw - GF Polyurethane

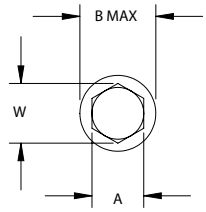

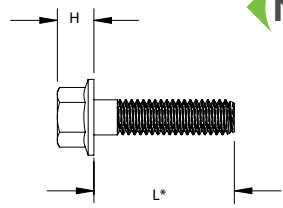

NEW

Specifications:
- Material: 40% Glass-Filled Polyurethane
- Color: Natural

Item No.	Thread	L in	H Max in	A in	B Max in	W in	Bulk Pack Qty
0325020037FXM225	1/4-20	0.375	0.280	0.367 - 0.375	0.560	0.409 - 0.433	500
0325020050FXM225	1/4-20	0.500	0.280	0.367 - 0.375	0.560	0.409 - 0.433	500
0325020062FXM225	1/4-20	0.625	0.280	0.367 - 0.375	0.560	0.409 - 0.433	500
0325020075FXM225	1/4-20	0.750	0.280	0.367 - 0.375	0.560	0.409 - 0.433	500
0325020087FXM225	1/4-20	0.875	0.280	0.367 - 0.375	0.560	0.409 - 0.433	500
0325020100FXM225	1/4-20	1.000	0.280	0.367 - 0.375	0.560	0.409 - 0.433	500
0325020125FXM225	1/4-20	1.250	0.280	0.367 - 0.375	0.560	0.409 - 0.433	1000
0325020137FXM225	1/4-20	1.375	0.280	0.367 - 0.375	0.560	0.409 - 0.433	1000
0325020150FXM225	1/4-20	1.500	0.280	0.367 - 0.375	0.560	0.409 - 0.433	500
0331218100FXM225	5/16-18	1.000	0.320	0.489 - 0.500	0.680	0.548 - 0.577	1000
0331218150FXM225	5/16-18	1.500	0.320	0.489 - 0.500	0.680	0.548 - 0.577	500
0331218200FXM225	5/16-18	2.000	0.320	0.489 - 0.500	0.680	0.548 - 0.577	500
0337516050FXM225	3/8-16	0.500	0.390	0.544 - 0.562	0.810	0.620 - 0.650	500
0337516062FXM225	3/8-16	0.625	0.390	0.544 - 0.562	0.810	0.620 - 0.650	500
0337516075FXM225	3/8-16	0.750	0.390	0.544 - 0.562	0.810	0.620 - 0.650	500
0337516087FXM225	3/8-16	0.875	0.390	0.544 - 0.562	0.810	0.620 - 0.650	500
0337516100FXM225	3/8-16	1.000	0.390	0.544 - 0.562	0.810	0.620 - 0.650	500
0337516125FXM225	3/8-16	1.250	0.390	0.544 - 0.562	0.810	0.620 - 0.650	500
0337516150FXM225	3/8-16	1.500	0.390	0.544 - 0.562	0.810	0.620 - 0.650	500
0337516162FXM225	3/8-16	1.625	0.390	0.544 - 0.562	0.810	0.620 - 0.650	500
0337516175FXM225	3/8-16	1.750	0.390	0.544 - 0.562	0.810	0.620 - 0.650	250
0337516200FXM225	3/8-16	2.000	0.390	0.544 - 0.562	0.810	0.620 - 0.650	500
0337516225FXM225	3/8-16	2.250	0.390	0.544 - 0.562	0.810	0.620 - 0.650	500
0337516250FXM225	3/8-16	2.500	0.390	0.544 - 0.562	0.810	0.620 - 0.650	500
0337516300FXM225	3/8-16	3.000	0.390	0.544 - 0.562	0.810	0.620 - 0.650	500
0337516325FXM225	3/8-16	3.250	0.390	0.544 - 0.562	0.810	0.620 - 0.650	500
0337516350FXM225	3/8-16	3.500	0.390	0.544 - 0.562	0.810	0.620 - 0.650	1000
0337516375FXM225	3/8-16	3.750	0.390	0.544 - 0.562	0.810	0.620 - 0.650	1000
0337516400FXM225	3/8-16	4.000	0.390	0.544 - 0.562	0.810	0.620 - 0.650	500
0337516425FXM225	3/8-16	4.250	0.390	0.544 - 0.562	0.810	0.620 - 0.650	500
0337516450FXM225	3/8-16	4.500	0.390	0.544 - 0.562	0.810	0.620 - 0.650	500
0350013075FXM225	1/2-13	0.750	0.510	0.725 - 0.750	1.070	0.826 - 0.866	250
0350013087FXM225	1/2-13	0.875	0.510	0.725 - 0.750	1.070	0.826 - 0.866	250
0350013100FXM225	1/2-13	1.000	0.510	0.725 - 0.750	1.070	0.826 - 0.866	250
0350013125FXM225	1/2-13	1.250	0.510	0.725 - 0.750	1.070	0.826 - 0.866	250
0350013137FXM225	1/2-13	1.375	0.510	0.725 - 0.750	1.070	0.826 - 0.866	250
0350013150FXM225	1/2-13	1.500	0.510	0.725 - 0.750	1.070	0.826 - 0.866	250
0350013162FXM225	1/2-13	1.625	0.510	0.725 - 0.750	1.070	0.826 - 0.866	250
0350013175FXM225	1/2-13	1.750	0.510	0.725 - 0.750	1.070	0.826 - 0.866	250
0350013187FXM225	1/2-13	1.875	0.510	0.725 - 0.750	1.070	0.826 - 0.866	250
0350013200FXM225	1/2-13	2.000	0.510	0.725 - 0.750	1.070	0.826 - 0.866	250
0350013225FXM225	1/2-13	2.250	0.510	0.725 - 0.750	1.070	0.826 - 0.866	1000
0350013237FXM225	1/2-13	2.375	0.510	0.725 - 0.750	1.070	0.826 - 0.866	250
0350013250FXM225	1/2-13	2.500	0.510	0.725 - 0.750	1.070	0.826 - 0.866	250
0350013262FXM225	1/2-13	2.625	0.510	0.725 - 0.750	1.070	0.826 - 0.866	1000
0350013275FXM225	1/2-13	2.750	0.510	0.725 - 0.750	1.070	0.826 - 0.866	1000
0350013300FXM225	1/2-13	3.000	0.510	0.725 - 0.750	1.070	0.826 - 0.866	500
0350013325FXM225	1/2-13	3.250	0.510	0.725 - 0.750	1.070	0.826 - 0.866	500
0350013337FXM225	1/2-13	3.375	0.510	0.725 - 0.750	1.070	0.826 - 0.866	500
0350013350FXM225	1/2-13	3.500	0.510	0.725 - 0.750	1.070	0.826 - 0.866	500
0350013375FXM225	1/2-13	3.750	0.510	0.725 - 0.750	1.070	0.826 - 0.866	250
0350013400FXM225	1/2-13	4.000	0.510	0.725 - 0.750	1.070	0.826 - 0.866	500
0350013450FXM225	1/2-13	4.500	0.510	0.725 - 0.750	1.070	0.826 - 0.866	250
0350013500FXM225	1/2-13	5.000	0.510	0.725 - 0.750	1.070	0.826 - 0.866	250
0350013550FXM225	1/2-13	5.500	0.510	0.725 - 0.750	1.070	0.826 - 0.866	250
0350013600FXM225	1/2-13	6.000	0.510	0.725 - 0.750	1.070	0.826 - 0.866	250
0362511150FXM225	5/8-11	1.500	0.620	0.906 - 0.938	1.330	1.033 - 1.083	250
0362511200FXM225	5/8-11	2.000	0.620	0.906 - 0.938	1.330	1.033 - 1.083	250
0362511250FXM225	5/8-11	2.500	0.620	0.906 - 0.938	1.330	1.033 - 1.083	250
0362511300FXM225	5/8-11	3.000	0.620	0.906 - 0.938	1.330	1.033 - 1.083	250
0362511350FXM225	5/8-11	3.500	0.620	0.906 - 0.938	1.330	1.033 - 1.083	250
0362511400FXM225	5/8-11	4.000	0.620	0.906 - 0.938	1.330	1.033 - 1.083	500
0362511500FXM225	5/8-11	5.000	0.620	0.906 - 0.938	1.330	1.033 - 1.083	500
0362511550FXM225	5/8-11	5.500	0.620	0.906 - 0.938	1.330	1.033 - 1.083	500
0362511600FXM225	5/8-11	6.000	0.620	0.906 - 0.938	1.330	1.033 - 1.083	500
0375010150FXM225	3/4-10	1.500	0.730	1.088 - 1.125	1.590	1.240 - 1.299	500
0375010200FXM225	3/4-10	2.000	0.730	1.088 - 1.125	1.590	1.240 - 1.299	500
0375010250FXM225	3/4-10	2.500	0.730	1.088 - 1.125	1.590	1.240 - 1.299	500
0375010300FXM225	3/4-10	3.000	0.730	1.088 - 1.125	1.590	1.240 - 1.299	250
0375010350FXM225	3/4-10	3.500	0.730	1.088 - 1.125	1.590	1.240 - 1.299	250
0375010400FXM225	3/4-10	4.000	0.730	1.088 - 1.125	1.590	1.240 - 1.299	250
0375010500FXM225	3/4-10	5.000	0.730	1.088 - 1.125	1.590	1.240 - 1.299	250
0375010550FXM225	3/4-10	5.500	0.730	1.088 - 1.125	1.590	1.240 - 1.299	250
0375010600FXM225	3/4-10	6.000	0.730	1.088 - 1.125	1.590	1.240 - 1.299	250

*** All parts 1" and shorter or have a suffix of "FT" are fully threaded**

03 Series
Unslotted Hex Cap Screw - Nylon

NEW

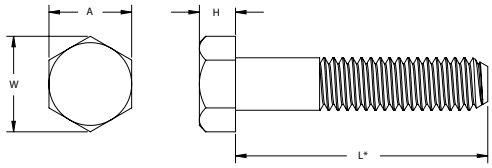

Specifications:
- Material: UL94 V-2 Nylon 6/6
- Color: Natural

Item No.	Thread	L in	A in	H in	W in	Bulk Pack Qty
0325020025	1/4-20	0.250	0.150 - 0.188	0.425 - 0.438	0.484 - 0.505	500
0325020037	1/4-20	0.375	0.150 - 0.188	0.425 - 0.438	0.484 - 0.505	500
0325020050	1/4-20	0.500	0.150 - 0.188	0.425 - 0.438	0.484 - 0.505	500
0325020062	1/4-20	0.625	0.150 - 0.188	0.425 - 0.438	0.484 - 0.505	500
0325020075	1/4-20	0.750	0.150 - 0.188	0.425 - 0.438	0.484 - 0.505	500
0325020100	1/4-20	1.000	0.150 - 0.188	0.425 - 0.438	0.484 - 0.505	500
0325020125	1/4-20	1.250	0.150 - 0.188	0.425 - 0.438	0.484 - 0.505	1000
0325020150	1/4-20	1.500	0.150 - 0.188	0.425 - 0.438	0.484 - 0.505	1000
0325020165FT	1/4-20	1.656	0.150 - 0.188	0.425 - 0.438	0.484 - 0.505	500
0325020175FT	1/4-20	1.750	0.150 - 0.188	0.425 - 0.438	0.484 - 0.505	1000
0325020200	1/4-20	2.000	0.150 - 0.188	0.425 - 0.438	0.484 - 0.505	500
0325020212	1/4-20	2.125	0.150 - 0.188	0.425 - 0.438	0.484 - 0.505	500
0325020225	1/4-20	2.250	0.150 - 0.188	0.425 - 0.438	0.484 - 0.505	500
0325020250	1/4-20	2.500	0.150 - 0.188	0.425 - 0.438	0.484 - 0.505	500
0325020250FT	1/4-20	2.500	0.150 - 0.188	0.425 - 0.438	0.484 - 0.505	500
0325020275	1/4-20	2.750	0.150 - 0.188	0.425 - 0.438	0.484 - 0.505	500
0325020300	1/4-20	3.000	0.150 - 0.188	0.425 - 0.438	0.484 - 0.505	500
0325020300FT	1/4-20	3.000	0.150 - 0.188	0.425 - 0.438	0.484 - 0.505	500
0325020350	1/4-20	3.500	0.150 - 0.188	0.425 - 0.438	0.484 - 0.505	500
0325020400	1/4-20	4.000	0.150 - 0.188	0.425 - 0.438	0.484 - 0.505	500
0325020450	1/4-20	4.500	0.150 - 0.188	0.425 - 0.438	0.484 - 0.505	250
0325020500	1/4-20	5.000	0.150 - 0.188	0.425 - 0.438	0.484 - 0.505	500
0325020550	1/4-20	5.500	0.150 - 0.188	0.425 - 0.438	0.484 - 0.505	500
0325020600	1/4-20	6.000	0.150 - 0.188	0.425 - 0.438	0.484 - 0.505	500
0331218050	5/16-18	0.500	0.195 - 0.235	0.484 - 0.500	0.552 - 0.577	500
0331218075	5/16-18	0.750	0.195 - 0.235	0.484 - 0.500	0.552 - 0.577	500
0331218100	5/16-18	1.000	0.195 - 0.235	0.484 - 0.500	0.552 - 0.577	1000
0331218125	5/16-18	1.250	0.195 - 0.235	0.484 - 0.500	0.552 - 0.577	1000
0331218137	5/16-18	1.375	0.195 - 0.235	0.484 - 0.500	0.552 - 0.577	500
0331218150	5/16-18	1.500	0.195 - 0.235	0.484 - 0.500	0.552 - 0.577	500
0331218200	5/16-18	2.000	0.195 - 0.235	0.484 - 0.500	0.552 - 0.577	500
0331218250	5/16-18	2.500	0.195 - 0.235	0.484 - 0.500	0.552 - 0.577	250
0331218300	5/16-18	3.000	0.195 - 0.235	0.484 - 0.500	0.552 - 0.577	250
0331218350	5/16-18	3.500	0.195 - 0.235	0.484 - 0.500	0.552 - 0.577	250
0331218400	5/16-18	4.000	0.195 - 0.235	0.484 - 0.500	0.552 - 0.577	250
0331218450	5/16-18	4.500	0.195 - 0.235	0.484 - 0.500	0.552 - 0.577	250
0331218500	5/16-18	5.000	0.195 - 0.235	0.484 - 0.500	0.552 - 0.577	250
0331218550	5/16-18	5.500	0.195 - 0.235	0.484 - 0.500	0.552 - 0.577	250
0331218600	5/16-18	6.000	0.195 - 0.235	0.484 - 0.500	0.552 - 0.577	250
0331224050	5/16-24	0.500	0.195 - 0.235	0.484 - 0.500	0.552 - 0.577	250
0331224075	5/16-24	0.750	0.195 - 0.235	0.484 - 0.500	0.552 - 0.577	250
0331224100	5/16-24	1.000	0.195 - 0.235	0.484 - 0.500	0.552 - 0.577	1000
0331224150	5/16-24	1.500	0.195 - 0.235	0.484 - 0.500	0.552 - 0.577	250
0331224150FT	5/16-24	1.500	0.195 - 0.235	0.484 - 0.500	0.552 - 0.577	250
0337516050	3/8-16	0.500	0.226 - 0.268	0.544 - 0.562	0.620 - 0.650	1000
0337516075	3/8-16	0.750	0.226 - 0.268	0.544 - 0.562	0.620 - 0.650	1000
0337516100	3/8-16	1.000	0.226 - 0.268	0.544 - 0.562	0.620 - 0.650	500
0337516125	3/8-16	1.250	0.226 - 0.268	0.544 - 0.562	0.620 - 0.650	500
0337516150	3/8-16	1.500	0.226 - 0.268	0.544 - 0.562	0.620 - 0.650	500
0337516150FT	3/8-16	1.500	0.226 - 0.268	0.544 - 0.562	0.620 - 0.650	500
0337516200	3/8-16	2.000	0.226 - 0.268	0.544 - 0.562	0.620 - 0.650	250
0337516200FT	3/8-16	2.000	0.226 - 0.268	0.544 - 0.562	0.620 - 0.650	500
0337516250	3/8-16	2.500	0.226 - 0.268	0.544 - 0.562	0.620 - 0.650	250
0337516300	3/8-16	3.000	0.226 - 0.268	0.544 - 0.562	0.620 - 0.650	250

Item No.	Thread	L in	A in	H in	W in	Bulk Pack Qty
0337516350	3/8-16	3.500	0.226 - 0.268	0.544 - 0.562	0.620 - 0.650	250
0337516400	3/8-16	4.000	0.226 - 0.268	0.544 - 0.562	0.620 - 0.650	250
0337516450	3/8-16	4.500	0.226 - 0.268	0.544 - 0.562	0.620 - 0.650	250
0337516500	3/8-16	5.000	0.226 - 0.268	0.544 - 0.562	0.620 - 0.650	250
0337516550	3/8-16	5.500	0.226 - 0.268	0.544 - 0.562	0.620 - 0.650	250
0337516600	3/8-16	6.000	0.226 - 0.268	0.544 - 0.562	0.620 - 0.650	250
0337516700	3/8-16	7.000	0.226 - 0.268	0.544 - 0.562	0.620 - 0.650	250
0337524050	3/8-24	0.500	0.226 - 0.268	0.544 - 0.562	0.620 - 0.650	500
0337524150	3/8-24	1.500	0.226 - 0.268	0.544 - 0.562	0.620 - 0.650	500
0337524150FT	3/8-24	1.500	0.226 - 0.268	0.544 - 0.562	0.620 - 0.650	500
0350013050	1/2-13	0.500	0.302 - 0.364	0.725 - 0.750	0.826 - 0.866	500
0350013075	1/2-13	0.750	0.302 - 0.364	0.725 - 0.750	0.826 - 0.866	500
0350013087	1/2-13	0.875	0.302 - 0.364	0.725 - 0.750	0.826 - 0.866	500
0350013100	1/2-13	1.000	0.302 - 0.364	0.725 - 0.750	0.826 - 0.866	500
0350013125	1/2-13	1.250	0.302 - 0.364	0.725 - 0.750	0.826 - 0.866	250
0350013150	1/2-13	1.500	0.302 - 0.364	0.725 - 0.750	0.826 - 0.866	250
0350013175	1/2-13	1.750	0.302 - 0.364	0.725 - 0.750	0.826 - 0.866	250
0350013200	1/2-13	2.000	0.302 - 0.364	0.725 - 0.750	0.826 - 0.866	250
0350013250	1/2-13	2.500	0.302 - 0.364	0.725 - 0.750	0.826 - 0.866	250
0350013300	1/2-13	3.000	0.302 - 0.364	0.725 - 0.750	0.826 - 0.866	250
0350013350	1/2-13	3.500	0.302 - 0.364	0.725 - 0.750	0.826 - 0.866	250
0350013400	1/2-13	4.000	0.302 - 0.364	0.725 - 0.750	0.826 - 0.866	250
0350013450	1/2-13	4.500	0.302 - 0.364	0.725 - 0.750	0.826 - 0.866	250
0350013500	1/2-13	5.000	0.302 - 0.364	0.725 - 0.750	0.826 - 0.866	250
0350013550	1/2-13	5.500	0.302 - 0.364	0.725 - 0.750	0.826 - 0.866	250
0350013600	1/2-13	6.000	0.302 - 0.364	0.725 - 0.750	0.826 - 0.866	250
0362511050	5/8-11	0.500	0.378 - 0.444	0.906 - 0.938	1.033 - 1.083	250
0362511075	5/8-11	0.750	0.378 - 0.444	0.906 - 0.938	1.033 - 1.083	250
0362511100	5/8-11	1.000	0.378 - 0.444	0.906 - 0.938	1.033 - 1.083	250
0362511150FT	5/8-11	1.500	0.378 - 0.444	0.906 - 0.938	1.033 - 1.083	250
0362511200	5/8-11	2.000	0.378 - 0.444	0.906 - 0.938	1.033 - 1.083	250
0362511250	5/8-11	2.500	0.378 - 0.444	0.906 - 0.938	1.033 - 1.083	250
0362511300	5/8-11	3.000	0.378 - 0.444	0.906 - 0.938	1.033 - 1.083	250
0362511300FT	5/8-11	3.000	0.378 - 0.444	0.906 - 0.938	1.033 - 1.083	250
0362511350	5/8-11	3.500	0.378 - 0.444	0.906 - 0.938	1.033 - 1.083	250
0362511400	5/8-11	4.000	0.378 - 0.444	0.906 - 0.938	1.033 - 1.083	250
0362511400FT	5/8-11	4.000	0.378 - 0.444	0.906 - 0.938	1.033 - 1.083	250
0362511450	5/8-11	4.500	0.378 - 0.444	0.906 - 0.938	1.033 - 1.083	250
0362511462S	5/8-11	4.625	0.378 - 0.444	0.906 - 0.938	1.033 - 1.083	500
0362511500	5/8-11	5.000	0.378 - 0.444	0.906 - 0.938	1.033 - 1.083	250
0362511550	5/8-11	5.500	0.378 - 0.444	0.906 - 0.938	1.033 - 1.083	250
0362511600	5/8-11	6.000	0.378 - 0.444	0.906 - 0.938	1.033 - 1.083	250
0362511625S	5/8-11	6.625	0.378 - 0.444	0.906 - 0.938	1.033 - 1.083	250
0362511700	5/8-11	7.000	0.378 - 0.444	0.906 - 0.938	1.033 - 1.083	250
0362511800	5/8-11	8.000	0.378 - 0.444	0.906 - 0.938	1.033 - 1.083	250
0362511900	5/8-11	9.000	0.378 - 0.444	0.906 - 0.938	1.033 - 1.083	250
0362511000	5/8-11	10.000	0.378 - 0.444	0.906 - 0.938	1.033 - 1.083	250
03625111200	5/8-11	12.000	0.378 - 0.444	0.906 - 0.938	1.033 - 1.083	250
0375010075	3/4-10	0.750	0.455 - 0.524	1.088 - 1.125	1.240 - 1.299	250
0375010400FT	3/4-10	4.000	0.455 - 0.524	1.088 - 1.125	1.240 - 1.299	250
0375010550	3/4-10	5.500	0.455 - 0.524	1.088 - 1.125	1.240 - 1.299	250
0387509075	7/8-9	0.750	0.531 - 0.604	1.269 - 1.312	1.269 - 1.312	250
0387509450FT	7/8-9	4.500	0.531 - 0.604	1.269 - 1.312	1.269 - 1.312	250

*** All parts 1" and shorter or have a suffix of "FT" are fully threaded**

PLASTIC SCREWS

32W Series
Slotted Hex Washer Cap Screw

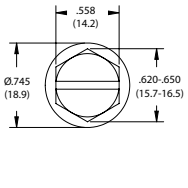

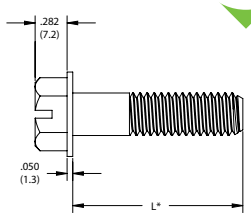

Specifications:
- Material: UL94 V-2 Nylon 6/6
- Color: Natural

Item No.	Thread	L in	Bulk Pack Qty
32W37516050	3/8-16	0.500	500
32W37516075	3/8-16	0.750	500
32W37516100	3/8-16	1.000	500
32W37516125	3/8-16	1.250	500
32W37516150	3/8-16	1.500	500
32W37516200	3/8-16	2.000	250
32W37516250	3/8-16	2.500	250
32W37516300	3/8-16	3.000	250

*** All parts 1" and shorter are fully threaded**

401 Series
Slotted Hex Washer Cap Screw

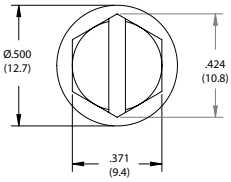

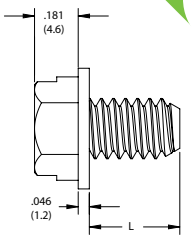

Specifications:
- Material: UL94 V-2 Nylon 6/6
- Color: Natural

Item No.	Thread	L in	Bulk Pack Qty
401017	1/4-20	0.375	250
401016	1/4-20	0.625	250

27SCHW
Slotted Hex Flange Spin Clip

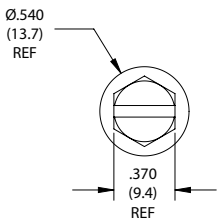

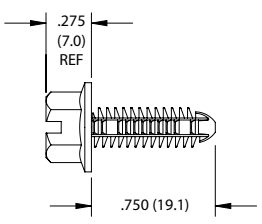

Specifications:
- Material: UL94 V-2 Nylon 6/6
- Color: Natural

Features:
- Combines the advantages of a push-in type fastener with a screw
- Fast and easy assembly
- Resistant to corrosion, oil, abrasion and most chemicals
- Can also be used as a standard fir tree rivet

Item No.	Screw Size	Ø Hole in	Ø Hole mm	Bulk Pack Qty
27SC2520HW075	1/4	0.203	5.2	1000

01H Series
Hex Unslotted Head Screw

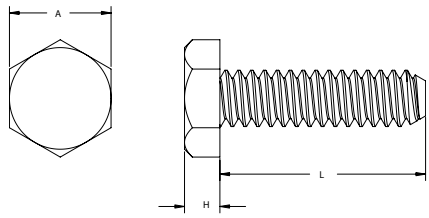

Specifications:
- Material: UL94 V-2 Nylon 6/6
- Color: Natural

Item No.	Thread	L in	H in	A in	Bulk Pack Qty
010080H012	#0-80	0.125	0.040 - 0.048	0.120 - 0.125	1000
010080H018	#0-80	0.188	0.040 - 0.048	0.120 - 0.125	1000
010080H025	#0-80	0.250	0.040 - 0.048	0.120 - 0.125	1000
010256H009	#2-56	0.094	0.040 - 0.050	0.120 - 0.125	1000
010256H012	#2-56	0.125	0.040 - 0.050	0.120 - 0.125	1000
010256H015	#2-56	0.156	0.040 - 0.050	0.120 - 0.125	1000
010256H018	#2-56	0.188	0.040 - 0.050	0.120 - 0.125	1000
010256H025	#2-56	0.250	0.040 - 0.050	0.120 - 0.125	1000
010256H028	#2-56	0.281	0.040 - 0.050	0.120 - 0.125	1000
010256H031	#2-56	0.314	0.040 - 0.050	0.120 - 0.125	1000
010256H037	#2-56	0.375	0.040 - 0.050	0.120 - 0.125	1000
010256H039	#2-56	0.391	0.040 - 0.050	0.120 - 0.125	1000
010256H043	#2-56	0.438	0.040 - 0.050	0.120 - 0.125	1000
010256H050	#2-56	0.500	0.040 - 0.050	0.120 - 0.125	1000
010256H056	#2-56	0.563	0.040 - 0.050	0.120 - 0.125	1000
010256H062	#2-56	0.625	0.040 - 0.050	0.120 - 0.125	1000
010256H075	#2-56	0.750	0.040 - 0.050	0.120 - 0.125	1000
010256H087	#2-56	0.875	0.040 - 0.050	0.120 - 0.125	1000
010256H100	#2-56	1.000	0.040 - 0.050	0.120 - 0.125	1000
010256H112	#2-56	1.125	0.040 - 0.050	0.120 - 0.125	1000
010264H018	#2-64	0.188	0.040 - 0.050	0.120 - 0.125	1000
010264H037	#2-64	0.375	0.040 - 0.050	0.120 - 0.125	1000
010348H012	#3-48	0.125	0.044 - 0.055	0.181 - 0.188	1000
010348H018	#3-48	0.188	0.044 - 0.055	0.181 - 0.188	1000
010348H025	#3-48	0.250	0.044 - 0.055	0.181 - 0.188	1000
010348H031	#3-48	0.314	0.044 - 0.055	0.181 - 0.188	1000
010348H037	#3-48	0.375	0.044 - 0.055	0.181 - 0.188	1000
010348H043	#3-48	0.438	0.044 - 0.055	0.181 - 0.188	1000
010348H050	#3-48	0.500	0.044 - 0.055	0.181 - 0.188	1000
010348H075	#3-48	0.750	0.044 - 0.055	0.181 - 0.188	1000
010356H031	#3-56	0.314	0.044 - 0.055	0.181 - 0.188	1000
010436H050	#4-36	0.500	0.049 - 0.060	0.181 - 0.188	1000
010440H009	#4-40	0.094	0.049 - 0.060	0.181 - 0.188	1000
010440H012	#4-40	0.125	0.049 - 0.060	0.181 - 0.188	1000
010440H014	#4-40	0.141	0.049 - 0.060	0.181 - 0.188	1000
010440H018	#4-40	0.188	0.049 - 0.060	0.181 - 0.188	1000
010440H025	#4-40	0.250	0.049 - 0.060	0.181 - 0.188	1000
010440H028	#4-40	0.281	0.049 - 0.060	0.181 - 0.188	1000
010440H031	#4-40	0.314	0.049 - 0.060	0.181 - 0.188	1000
010440H037	#4-40	0.375	0.049 - 0.060	0.181 - 0.188	1000
010440H043	#4-40	0.438	0.049 - 0.060	0.181 - 0.188	1000
010440H050	#4-40	0.500	0.049 - 0.060	0.181 - 0.188	1000
010440H056	#4-40	0.563	0.049 - 0.060	0.181 - 0.188	1000
010440H062	#4-40	0.625	0.049 - 0.060	0.181 - 0.188	1000
010440H068	#4-40	0.688	0.049 - 0.060	0.181 - 0.188	1000
010440H075	#4-40	0.750	0.049 - 0.060	0.181 - 0.188	1000
010440H087	#4-40	0.875	0.049 - 0.060	0.181 - 0.188	1000
010440H100	#4-40	1.000	0.049 - 0.060	0.181 - 0.188	1000
010440H112	#4-40	1.125	0.049 - 0.060	0.181 - 0.188	1000
010440H118	#4-40	1.188	0.049 - 0.060	0.181 - 0.188	1000
010440H125	#4-40	1.250	0.049 - 0.060	0.181 - 0.188	1000
010440H137	#4-40	1.375	0.049 - 0.060	0.181 - 0.188	1000
010440H150	#4-40	1.500	0.049 - 0.060	0.181 - 0.188	1000
010440H162	#4-40	1.625	0.049 - 0.060	0.181 - 0.188	1000
010440H175	#4-40	1.750	0.049 - 0.060	0.181 - 0.188	1000
010448H025	#4-48	0.250	0.049 - 0.060	0.181 - 0.188	1000
010632H009	#6-32	0.094	0.080 - 0.093	0.244 - 0.250	1000
010632H012	#6-32	0.125	0.080 - 0.093	0.244 - 0.250	1000
010632H015	#6-32	0.156	0.080 - 0.093	0.244 - 0.250	1000
010632H018	#6-32	0.188	0.080 - 0.093	0.244 - 0.250	1000
010632H025	#6-32	0.250	0.080 - 0.093	0.244 - 0.250	1000
010632H031	#6-32	0.314	0.080 - 0.093	0.244 - 0.250	1000
010632H037	#6-32	0.375	0.080 - 0.093	0.244 - 0.250	1000
010632H043	#6-32	0.438	0.080 - 0.093	0.244 - 0.250	1000
010632H050	#6-32	0.500	0.080 - 0.093	0.244 - 0.250	1000
010632H056	#6-32	0.563	0.080 - 0.093	0.244 - 0.250	1000
010632H062	#6-32	0.625	0.080 - 0.093	0.244 - 0.250	1000
010632H068	#6-32	0.688	0.080 - 0.093	0.244 - 0.250	1000
010632H075	#6-32	0.750	0.080 - 0.093	0.244 - 0.250	1000
010632H087	#6-32	0.875	0.080 - 0.093	0.244 - 0.250	1000
010632H100	#6-32	1.000	0.080 - 0.093	0.244 - 0.250	1000
010632H112	#6-32	1.125	0.080 - 0.093	0.244 - 0.250	1000
010632H125	#6-32	1.250	0.080 - 0.093	0.244 - 0.250	1000
010632H150	#6-32	1.500	0.080 - 0.093	0.244 - 0.250	1000
010632H162	#6-32	1.625	0.080 - 0.093	0.244 - 0.250	1000
010632H175	#6-32	1.750	0.080 - 0.093	0.244 - 0.250	1000
010632H187	#6-32	1.875	0.080 - 0.093	0.244 - 0.250	1000
010632H200	#6-32	2.000	0.080 - 0.093	0.244 - 0.250	1000
010632H225	#6-32	2.250	0.080 - 0.093	0.244 - 0.250	1000
010640H025	#6-40	0.250	0.080 - 0.093	0.244 - 0.250	1000
010640H037	#6-40	0.375	0.080 - 0.093	0.244 - 0.250	1000
010640H075	#6-40	0.750	0.080 - 0.093	0.244 - 0.250	1000
010640H100	#6-40	1.000	0.080 - 0.093	0.244 - 0.250	1000
010832H012	#8-32	0.125	0.096 - 0.110	0.244 - 0.250	1000
010832H018	#8-32	0.188	0.096 - 0.110	0.244 - 0.250	1000
010832H025	#8-32	0.250	0.096 - 0.110	0.244 - 0.250	1000
010832H028	#8-32	0.281	0.096 - 0.110	0.244 - 0.250	1000
010832H031	#8-32	0.314	0.096 - 0.110	0.244 - 0.250	1000
010832H037	#8-32	0.375	0.096 - 0.110	0.244 - 0.250	1000
010832H043	#8-32	0.438	0.096 - 0.110	0.244 - 0.250	1000
010832H050	#8-32	0.500	0.096 - 0.110	0.244 - 0.250	1000
010832H062	#8-32	0.625	0.096 - 0.110	0.244 - 0.250	1000
010832H075	#8-32	0.750	0.096 - 0.110	0.244 - 0.250	1000
010832H087	#8-32	0.875	0.096 - 0.110	0.244 - 0.250	1000
010832H100	#8-32	1.000	0.096 - 0.110	0.244 - 0.250	1000
010832H112	#8-32	1.125	0.096 - 0.110	0.244 - 0.250	1000
010832H125	#8-32	1.250	0.096 - 0.110	0.244 - 0.250	1000
010832H137	#8-32	1.375	0.096 - 0.110	0.244 - 0.250	500
010832H150	#8-32	1.500	0.096 - 0.110	0.244 - 0.250	500
010832H175	#8-32	1.750	0.096 - 0.110	0.244 - 0.250	500
010832H187	#8-32	1.875	0.096 - 0.110	0.244 - 0.250	500
010832H200	#8-32	2.000	0.096 - 0.110	0.244 - 0.250	500
011024H012	#10-24	0.125	0.105 - 0.120	0.305 - 0.312	1000
011024H018	#10-24	0.188	0.105 - 0.120	0.305 - 0.312	1000
011024H025	#10-24	0.250	0.105 - 0.120	0.305 - 0.312	1000
011024H031	#10-24	0.314	0.105 - 0.120	0.305 - 0.312	1000
011024H037	#10-24	0.375	0.105 - 0.120	0.305 - 0.312	1000
011024H050	#10-24	0.500	0.105 - 0.120	0.305 - 0.312	1000
011024H062	#10-24	0.625	0.105 - 0.120	0.305 - 0.312	1000
011024H075	#10-24	0.750	0.105 - 0.120	0.305 - 0.312	1000
011024H100	#10-24	1.000	0.105 - 0.120	0.305 - 0.312	500
011024H125	#10-24	1.250	0.105 - 0.120	0.305 - 0.312	500
011024H150	#10-24	1.500	0.105 - 0.120	0.305 - 0.312	500
011032H012	#10-32	0.125	0.105 - 0.120	0.305 - 0.312	1000
011032H018	#10-32	0.188	0.105 - 0.120	0.305 - 0.312	1000
011032H025	#10-32	0.250	0.105 - 0.120	0.305 - 0.312	1000
011032H031	#10-32	0.314	0.105 - 0.120	0.305 - 0.312	1000
011032H037	#10-32	0.375	0.105 - 0.120	0.305 - 0.312	1000
011032H043	#10-32	0.438	0.105 - 0.120	0.305 - 0.312	1000
011032H050	#10-32	0.500	0.105 - 0.120	0.305 - 0.312	1000
011032H062	#10-32	0.625	0.105 - 0.120	0.305 - 0.312	1000
011032H075	#10-32	0.750	0.105 - 0.120	0.305 - 0.312	500
011032H081	#10-32	1.188	0.105 - 0.120	0.305 - 0.312	500
011032H087	#10-32	0.875	0.105 - 0.120	0.305 - 0.312	500
011032H100	#10-32	1.000	0.105 - 0.120	0.305 - 0.312	500
011032H106	#10-32	1.063	0.105 - 0.120	0.305 - 0.312	500
011032H125	#10-32	1.250	0.105 - 0.120	0.305 - 0.312	500
011032H150	#10-32	1.500	0.105 - 0.120	0.305 - 0.312	500
011032H175	#10-32	1.750	0.105 - 0.120	0.305 - 0.312	500
011032H200	#10-32	2.000	0.105 - 0.120	0.305 - 0.312	1000
012520H025	1/4-20	0.250	0.172 - 0.190	0.367 - 0.375	1000
012520H031	1/4-20	0.314	0.172 - 0.190	0.367 - 0.375	1000
012520H037	1/4-20	0.375	0.172 - 0.190	0.367 - 0.375	1000
012520H050	1/4-20	0.500	0.172 - 0.190	0.367 - 0.375	500
012520H062	1/4-20	0.625	0.172 - 0.190	0.367 - 0.375	500
012520H075	1/4-20	0.750	0.172 - 0.190	0.367 - 0.375	500
012520H087	1/4-20	0.875	0.172 - 0.190	0.367 - 0.375	500
012520H100	1/4-20	1.000	0.172 - 0.190	0.367 - 0.375	500
012520H125	1/4-20	1.250	0.172 - 0.190	0.367 - 0.375	500
012520H150	1/4-20	1.500	0.172 - 0.190	0.367 - 0.375	1000
012520H175	1/4-20	1.750	0.172 - 0.190	0.367 - 0.375	500
012520H200	1/4-20	2.000	0.172 - 0.190	0.367 - 0.375	1000
012520H250	1/4-20	2.500	0.172 - 0.190	0.367 - 0.375	500
012528H018	1/4-28	0.188	0.172 - 0.190	0.367 - 0.375	500
012528H025	1/4-28	0.250	0.172 - 0.190	0.367 - 0.375	500
012528H037	1/4-28	0.375	0.172 - 0.190	0.367 - 0.375	500
012528H062	1/4-28	0.625	0.172 - 0.190	0.367 - 0.375	500
012528H075	1/4-28	0.750	0.172 - 0.190	0.367 - 0.375	500
012528H100	1/4-28	1.000	0.172 - 0.190	0.367 - 0.375	500

PLASTIC SCREWS

50J Series
Metric Hex Unslotted Screw

NEW

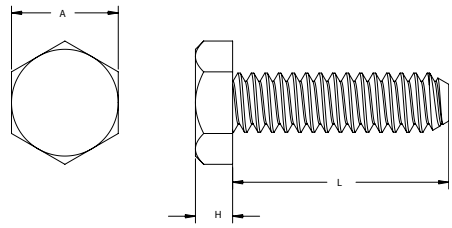

Specifications:

- Material: UL94 V-2 Nylon 6/6
- Color: Natural

Item No.	Thread	L mm	H mm	A mm	Bulk Pack Qty
50M020040J004	M2 x .4	4.0	1.3 - 1.6	3.0 - 3.2	1000
50M020040J005	M2 x .4	5.0	1.3 - 1.6	3.0 - 3.2	1000
50M020040J006	M2 x .4	6.0	1.3 - 1.6	3.0 - 3.2	1000
50M020040J008	M2 x .4	8.0	1.3 - 1.6	3.0 - 3.2	1000
50M020040J010	M2 x .4	10.0	1.3 - 1.6	3.0 - 3.2	1000
50M020040J012	M2 x .4	12.0	1.3 - 1.6	3.0 - 3.2	1000
50M020040J016	M2 x .4	16.0	1.3 - 1.6	3.0 - 3.2	1000
50M020040J020	M2 x .4	20.0	1.3 - 1.6	3.0 - 3.2	1000
50M020040J025	M2 x .4	25.0	1.3 - 1.6	3.0 - 3.2	1000
50M025045J004	M2.5 x .45	4.0	1.8 - 2.1	3.8 - 4.0	1000
50M025045J005	M2.5 x .45	5.0	1.8 - 2.1	3.8 - 4.0	1000
50M025045J006	M2.5 x .45	6.0	1.8 - 2.1	3.8 - 4.0	1000
50M025045J008	M2.5 x .45	8.0	1.8 - 2.1	3.8 - 4.0	1000
50M025045J010	M2.5 x .45	10.0	1.8 - 2.1	3.8 - 4.0	1000
50M025045J012	M2.5 x .45	12.0	1.8 - 2.1	3.8 - 4.0	1000
50M025045J016	M2.5 x .45	16.0	1.8 - 2.1	3.8 - 4.0	1000
50M025045J020	M2.5 x .45	20.0	1.8 - 2.1	3.8 - 4.0	1000
50M025045J025	M2.5 x .45	25.0	1.8 - 2.1	3.8 - 4.0	1000
50M030050J004	M3 x .5	4.0	2.0 - 2.3	4.8 - 5.0	1000
50M030050J005	M3 x .5	5.0	2.0 - 2.3	4.8 - 5.0	1000
50M030050J006	M3 x .5	6.0	2.0 - 2.3	4.8 - 5.0	1000
50M030050J008	M3 x .5	8.0	2.0 - 2.3	4.8 - 5.0	1000
50M030050J010	M3 x .5	10.0	2.0 - 2.3	4.8 - 5.0	1000
50M030050J012	M3 x .5	12.0	2.0 - 2.3	4.8 - 5.0	1000
50M030050J016	M3 x .5	16.0	2.0 - 2.3	4.8 - 5.0	1000
50M030050J020	M3 x .5	20.0	2.0 - 2.3	4.8 - 5.0	1000
50M030050J025	M3 x .5	25.0	2.0 - 2.3	4.8 - 5.0	1000
50M030050J030	M3 x .5	30.0	2.0 - 2.3	4.8 - 5.0	1000
50M030050J035	M3 x .5	35.0	2.0 - 2.3	4.8 - 5.0	1000
50M030050J042	M3 x .5	42.0	2.0 - 2.3	4.8 - 5.0	1000
50M035060J005	M3.5 x .6	5.0	2.3 - 2.6	5.3 - 5.5	1000
50M035060J006	M3.5 x .6	6.0	2.3 - 2.6	5.3 - 5.5	1000
50M035060J007	M3.5 x .6	7.0	2.3 - 2.6	5.3 - 5.5	1000
50M035060J008	M3.5 x .6	8.0	2.3 - 2.6	5.3 - 5.5	1000
50M035060J010	M3.5 x .6	10.0	2.3 - 2.6	5.3 - 5.5	1000
50M035060J012	M3.5 x .6	12.0	2.3 - 2.6	5.3 - 5.5	1000
50M035060J016	M3.5 x .6	16.0	2.3 - 2.6	5.3 - 5.5	1000
50M035060J020	M3.5 x .6	20.0	2.3 - 2.6	5.3 - 5.5	1000
50M035060J025	M3.5 x .6	25.0	2.3 - 2.6	5.3 - 5.5	1000
50M035060J035	M3.5 x .6	35.0	2.3 - 2.6	5.3 - 5.5	1000
50M035060J042	M3.5 x .6	42.0	2.3 - 2.6	5.3 - 5.5	1000
50M040070J006	M4 x .7	6.0	2.6 - 3.0	6.8 - 7.0	1000
50M040070J008	M4 x .7	8.0	2.6 - 3.0	6.8 - 7.0	1000
50M040070J010	M4 x .7	10.0	2.6 - 3.0	6.8 - 7.0	1000
50M040070J012	M4 x .7	12.0	2.6 - 3.0	6.8 - 7.0	1000
50M040070J016	M4 x .7	16.0	2.6 - 3.0	6.8 - 7.0	1000
50M040070J020	M4 x .7	20.0	2.6 - 3.0	6.8 - 7.0	1000
50M040070J025	M4 x .7	25.0	2.6 - 3.0	6.8 - 7.0	1000
50M040070J030	M4 x .7	30.0	2.6 - 3.0	6.8 - 7.0	1000
50M040070J035	M4 x .7	35.0	2.6 - 3.0	6.8 - 7.0	500
50M040070J040	M4 x .7	40.0	2.6 - 3.0	6.8 - 7.0	500
50M050080J006	M5 x .8	6.0	3.3 - 3.8	7.8 - 8.0	1000
50M050080J008	M5 x .8	8.0	3.3 - 3.8	7.8 - 8.0	1000

Item No.	Thread	L mm	H mm	A mm	Bulk Pack Qty
50M050080J010	M5 x .8	10.0	3.3 - 3.8	7.8 - 8.0	1000
50M050080J012	M5 x .8	12.0	3.3 - 3.8	7.8 - 8.0	1000
50M050080J014	M5 x .8	14.0	3.3 - 3.8	7.8 - 8.0	1000
50M050080J016	M5 x .8	16.0	3.3 - 3.8	7.8 - 8.0	1000
50M050080J020	M5 x .8	20.0	3.3 - 3.8	7.8 - 8.0	1000
50M050080J025	M5 x .8	25.0	3.3 - 3.8	7.8 - 8.0	500
50M050080J030	M5 x .8	30.0	3.3 - 3.8	7.8 - 8.0	500
50M050080J035	M5 x .8	35.0	3.3 - 3.8	7.8 - 8.0	500
50M050080J040	M5 x .8	40.0	3.3 - 3.8	7.8 - 8.0	500
50M050080J070	M5 x .8	70.0	3.3 - 3.8	7.8 - 8.0	500
50M060100J005	M6 x 1.0	5.0	4.1 - 4.7	9.8 - 10.0	500
50M060100J008	M6 x 1.0	8.0	4.1 - 4.7	9.8 - 10.0	500
50M060100J010	M6 x 1.0	10.0	4.1 - 4.7	9.8 - 10.0	500
50M060100J012	M6 x 1.0	12.0	4.1 - 4.7	9.8 - 10.0	500
50M060100J016	M6 x 1.0	16.0	4.1 - 4.7	9.8 - 10.0	500
50M060100J020	M6 x 1.0	20.0	4.1 - 4.7	9.8 - 10.0	500
50M060100J025	M6 x 1.0	25.0	4.1 - 4.7	9.8 - 10.0	500
50M060100J030	M6 x 1.0	30.0	4.1 - 4.7	9.8 - 10.0	500
50M060100J035	M6 x 1.0	35.0	4.1 - 4.7	9.8 - 10.0	500
50M060100J040	M6 x 1.0	40.0	4.1 - 4.7	9.8 - 10.0	1000
50M060100J045	M6 x 1.0	45.0	4.1 - 4.7	9.8 - 10.0	500
50M060100J050	M6 x 1.0	50.0	4.1 - 4.7	9.8 - 10.0	1000
50M060100J060	M6 x 1.0	60.0	4.1 - 4.7	9.8 - 10.0	500
50M060100J070	M6 x 1.0	70.0	4.1 - 4.7	9.8 - 10.0	500
50M060100J075	M6 x 1.0	75.0	4.1 - 4.7	9.8 - 10.0	500
50M080125J006	M6 x 1.0	6.0	4.1 - 4.7	9.8 - 10.0	500
50M080125J010	M8 x 1.25	10.0	5.2 - 6.0	12.7 - 13.0	500
50M080125J016	M8 x 1.25	16.0	5.2 - 6.0	12.7 - 13.0	500
50M080125J020	M8 x 1.25	20.0	5.2 - 6.0	12.7 - 13.0	1000
50M080125J025	M8 x 1.25	25.0	5.2 - 6.0	12.7 - 13.0	1000
50M080125J030	M8 x 1.25	30.0	5.2 - 6.0	12.7 - 13.0	1000
50M080125J035	M8 x 1.25	35.0	5.2 - 6.0	12.7 - 13.0	500
50M080125J040	M8 x 1.25	40.0	5.2 - 6.0	12.7 - 13.0	500
50M080125J050	M8 x 1.25	50.0	5.2 - 6.0	12.7 - 13.0	1000
50M080125J070	M8 x 1.25	70.0	5.2 - 6.0	12.7 - 13.0	500
50M080125J080	M8 x 1.25	80.0	5.2 - 6.0	12.7 - 13.0	250
50M100150J016	M8 x 1.25	16.0	5.2 - 6.0	12.7 - 13.0	500
50M100150J020	M10 x 1.5	20.0	6.5 - 7.5	15.7 - 16.0	500
50M100150J025	M10 x 1.5	25.0	6.5 - 7.5	15.7 - 16.0	500
50M100150J030	M10 x 1.5	30.0	6.5 - 7.5	15.7 - 16.0	500
50M100150J035	M10 x 1.5	35.0	6.5 - 7.5	15.7 - 16.0	500
50M100150J050	M10 x 1.5	50.0	6.5 - 7.5	15.7 - 16.0	250
50M100150J060	M10 x 1.5	60.0	6.5 - 7.5	15.7 - 16.0	500
50M120125J012	M10 x 1.5	12.0	6.5 - 7.5	15.7 - 16.0	250
50M120175J020	M12 x 1.75	20.0	7.8 - 9.0	17.7 - 18.0	500
50M120175J025	M12 x 1.75	25.0	7.8 - 9.0	17.7 - 18.0	250
50M120175J030	M12 x 1.75	30.0	7.8 - 9.0	17.7 - 18.0	250
50M120175J035	M12 x 1.75	35.0	7.8 - 9.0	17.7 - 18.0	250
50M120175J040	M12 x 1.75	40.0	7.8 - 9.0	17.7 - 18.0	250
50M120175J050	M12 x 1.75	50.0	7.8 - 9.0	17.7 - 18.0	250
50M120175J060	M12 x 1.75	60.0	7.8 - 9.0	17.7 - 18.0	250

34 Series
Hex Socket Head Cap Screw

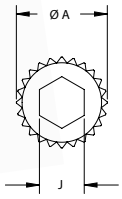

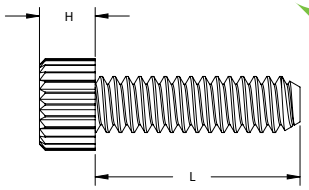

NEW

Specifications:
- Material: UL94 V-2 Nylon 6/6
- Color: Natural

Item No.	Thread	L in	H in	ØA in	Drive Size J	Bulk Pack Qty
3404360050	#4-36	0.500	0.108-0.112	0.176-0.183	3/32”	1000
3404400009	#4-40	0.094	0.108-0.112	0.176-0.183	3/32”	1000
3404400012	#4-40	0.125	0.108-0.112	0.176-0.183	3/32”	1000
3404400014	#4-40	0.141	0.108-0.112	0.176-0.183	3/32”	1000
3404400018	#4-40	0.188	0.108-0.112	0.176-0.183	3/32”	1000
3404400025	#4-40	0.250	0.108-0.112	0.176-0.183	3/32”	1000
3404400028	#4-40	0.281	0.108-0.112	0.176-0.183	3/32”	1000
3404400031	#4-40	0.313	0.108-0.112	0.176-0.183	3/32”	1000
3404400037	#4-40	0.375	0.108-0.112	0.176-0.183	3/32”	1000
3404400043	#4-40	0.438	0.108-0.112	0.176-0.183	3/32”	1000
3404400050	#4-40	0.500	0.108-0.112	0.176-0.183	3/32”	1000
3404400056	#4-40	0.563	0.108-0.112	0.176-0.183	3/32”	1000
3404400062	#4-40	0.625	0.108-0.112	0.176-0.183	3/32”	1000
3404400068	#4-40	0.688	0.108-0.112	0.176-0.183	3/32”	1000
3404400075	#4-40	0.750	0.108-0.112	0.176-0.183	3/32”	1000
3404400087	#4-40	0.875	0.108-0.112	0.176-0.183	3/32”	1000
3404400100	#4-40	1.000	0.108-0.112	0.176-0.183	3/32”	1000
3404400112	#4-40	1.125	0.108-0.112	0.176-0.183	3/32”	1000
3404400125	#4-40	1.250	0.108-0.112	0.176-0.183	3/32”	1000
3404400137	#4-40	1.375	0.108-0.112	0.176-0.183	3/32”	1000
3404400150	#4-40	1.500	0.108-0.112	0.176-0.183	3/32”	1000
3406320009	#6-32	0.094	0.134-0.138	0.218-0.226	7/64”	1000
3406320012	#6-32	0.125	0.134-0.138	0.218-0.226	7/64”	1000
3406320015	#6-32	0.156	0.134-0.138	0.218-0.226	7/64”	1000
3406320018	#6-32	0.188	0.134-0.138	0.218-0.226	7/64”	1000
3406320025	#6-32	0.250	0.134-0.138	0.218-0.226	7/64”	1000
3406320031	#6-32	0.313	0.134-0.138	0.218-0.226	7/64”	1000
3406320034	#6-32	0.344	0.134-0.138	0.218-0.226	7/64”	1000
3406320037	#6-32	0.375	0.134-0.138	0.218-0.226	7/64”	1000
3406320043	#6-32	0.438	0.134-0.138	0.218-0.226	7/64”	1000
3406320050	#6-32	0.500	0.134-0.138	0.218-0.226	7/64”	1000
3406320062	#6-32	0.625	0.134-0.138	0.218-0.226	7/64”	1000
3406320068	#6-32	0.688	0.134-0.138	0.218-0.226	7/64”	1000
3406320075	#6-32	0.750	0.134-0.138	0.218-0.226	7/64”	1000
3406320087	#6-32	0.875	0.134-0.138	0.218-0.226	7/64”	1000
3406320100	#6-32	1.000	0.134-0.138	0.218-0.226	7/64”	1000
3406320112	#6-32	1.125	0.134-0.138	0.218-0.226	7/64”	1000
3406320131	#6-32	1.313	0.134-0.138	0.218-0.226	7/64”	1000
3406320125	#6-32	1.250	0.134-0.138	0.218-0.226	7/64”	1000
3406320150	#6-32	1.500	0.134-0.138	0.218-0.226	7/64”	1000
3406320175	#6-32	1.750	0.134-0.138	0.218-0.226	7/64”	500
3406320187	#6-32	1.875	0.134-0.138	0.218-0.226	7/64”	1000
3406320225	#6-32	2.250	0.134-0.138	0.218-0.226	7/64”	1000
3406400025	#6-40	0.250	0.134-0.138	0.218-0.226	7/64”	1000
3406400037	#6-40	0.375	0.134-0.138	0.218-0.226	7/64”	1000
3406400075	#6-40	0.750	0.134-0.138	0.218-0.226	7/64”	1000
3406400100	#6-40	1.000	0.134-0.138	0.218-0.226	7/64”	1000
3408320012	#8-32	0.125	0.159-0.164	0.262-0.270	9/64”	1000
3408320018	#8-32	0.188	0.159-0.164	0.262-0.270	9/64”	1000
3408320028	#8-32	0.281	0.159-0.164	0.262-0.270	9/64”	1000
3408320025	#8-32	0.250	0.159-0.164	0.262-0.270	9/64”	1000
3408320031	#8-32	0.313	0.159-0.164	0.262-0.270	9/64”	1000
3408320037	#8-32	0.375	0.159-0.164	0.262-0.270	9/64”	1000
3408320043	#8-32	0.438	0.159-0.164	0.262-0.270	9/64”	1000
3408320050	#8-32	0.500	0.159-0.164	0.262-0.270	9/64”	1000
3408320062	#8-32	0.625	0.159-0.164	0.262-0.270	9/64”	1000
3408320075	#8-32	0.750	0.159-0.164	0.262-0.270	9/64”	1000
3408320087	#8-32	0.875	0.159-0.164	0.262-0.270	9/64”	1000
3408320100	#8-32	1.000	0.159-0.164	0.262-0.270	9/64”	1000
3408320112	#8-32	1.125	0.159-0.164	0.262-0.270	9/64”	1000
3408320125	#8-32	1.250	0.159-0.164	0.262-0.270	9/64”	1000
3408320137	#8-32	1.375	0.159-0.164	0.262-0.270	9/64”	500
3408320150	#8-32	1.500	0.159-0.164	0.262-0.270	9/64”	500
3408320175	#8-32	1.750	0.159-0.164	0.262-0.270	9/64”	500
3408320200	#8-32	2.000	0.159-0.164	0.262-0.270	9/64”	500
3410240012	#10-24	0.125	0.185-0.190	0.303-0.312	5/32”	1000
3410240018	#10-24	0.188	0.185-0.190	0.303-0.312	5/32”	1000
3410240025	#10-24	0.250	0.185-0.190	0.303-0.312	5/32”	1000
3410240031	#10-24	0.313	0.185-0.190	0.303-0.312	5/32”	1000
3410240037	#10-24	0.375	0.185-0.190	0.303-0.312	5/32”	1000
3410240050	#10-24	0.500	0.185-0.190	0.303-0.312	5/32”	1000
3410240062	#10-24	0.625	0.185-0.190	0.303-0.312	5/32”	1000
3410240075	#10-24	0.750	0.185-0.190	0.303-0.312	5/32”	1000

Item No.	Thread	L in	H in	ØA in	Drive Size J	Bulk Pack Qty
3410240100	#10-24	1.000	0.185-0.190	0.303-0.312	5/32”	1000
3410240125	#10-24	1.250	0.185-0.190	0.303-0.312	5/32”	500
3410240150	#10-32	1.500	0.185-0.190	0.303-0.312	5/32”	500
3410320012	#10-32	0.125	0.185-0.190	0.303-0.312	5/32”	1000
3410320018	#10-32	0.188	0.185-0.190	0.303-0.312	5/32”	1000
3410320025	#10-32	0.250	0.185-0.190	0.303-0.312	5/32”	1000
3410320031	#10-32	0.313	0.185-0.190	0.303-0.312	5/32”	1000
3410320037	#10-32	0.375	0.185-0.190	0.303-0.312	5/32”	1000
3410320050	#10-32	0.500	0.185-0.190	0.303-0.312	5/32”	1000
3410320062	#10-32	0.625	0.185-0.190	0.303-0.312	5/32”	1000
3410320075	#10-32	0.750	0.185-0.190	0.303-0.312	5/32”	500
3410320081	#10-32	0.813	0.185-0.190	0.303-0.312	5/32”	500
3410320087	#10-32	0.875	0.185-0.190	0.303-0.312	5/32”	1000
3410320100	#10-32	1.000	0.185-0.190	0.303-0.312	5/32”	500
3410320106	#10-32	1.063	0.185-0.190	0.303-0.312	5/32”	500
3410320125	#10-32	1.250	0.185-0.190	0.303-0.312	5/32”	500
3410320150	#10-32	1.500	0.185-0.190	0.303-0.312	5/32”	500
3410320200	#10-32	2.000	0.185-0.190	0.303-0.312	5/32”	1000
3425200018	1/4-20	0.188	0.244-0.250	0.365-0.375	3/16”	1000
3425200025	1/4-20	0.250	0.244-0.250	0.365-0.375	3/16”	1000
3425200031	1/4-20	0.313	0.244-0.250	0.365-0.375	3/16”	1000
3425200037	1/4-20	0.375	0.244-0.250	0.365-0.375	3/16”	1000
3425200050	1/4-20	0.500	0.244-0.250	0.365-0.375	3/16”	1000
3425200062	1/4-20	0.625	0.244-0.250	0.365-0.375	3/16”	500
3425200075	1/4-20	0.750	0.244-0.250	0.365-0.375	3/16”	500
3425200087	1/4-20	0.875	0.244-0.250	0.365-0.375	3/16”	500
3425200100	1/4-20	1.000	0.244-0.250	0.365-0.375	3/16”	500
3425200112	1/4-20	1.125	0.244-0.250	0.365-0.375	3/16”	500
3425200125	1/4-20	1.250	0.244-0.250	0.365-0.375	3/16”	1000
3425200150	1/4-20	1.500	0.244-0.250	0.365-0.375	3/16”	1000
3425200175	1/4-20	1.750	0.244-0.250	0.365-0.375	3/16”	1000
3425200200	1/4-20	2.000	0.244-0.250	0.365-0.375	3/16”	1000
3425200225	1/4-20	2.250	0.244-0.250	0.365-0.375	3/16”	500
3425200250	1/4-20	2.500	0.244-0.250	0.365-0.375	3/16”	500
3425200250FT	1/4-20	2.500	0.244-0.250	0.365-0.375	3/16”	500
3425200300FT	1/4-20	3.000	0.244-0.250	0.365-0.375	3/16”	500
3425280018	1/4-28	0.188	0.244-0.250	0.365-0.375	3/16”	1000
3425280025	1/4-28	0.250	0.244-0.250	0.365-0.375	3/16”	1000
3425280037	1/4-28	0.375	0.244-0.250	0.365-0.375	3/16”	1000
3425280075	1/4-28	0.750	0.244-0.250	0.365-0.375	3/16”	500
3425280100	1/4-28	1.000	0.244-0.250	0.365-0.375	3/16”	500
3431218050	5/16-18	0.500	0.306-0.312	0.457-0.469	1/4”	500
3431218075	5/16-18	0.750	0.306-0.312	0.457-0.469	1/4”	1000
3431218100	5/16-18	1.000	0.306-0.312	0.457-0.469	1/4”	1000
3431218125	5/16-18	1.250	0.306-0.312	0.457-0.469	1/4”	500
3431218150	5/16-18	1.500	0.306-0.312	0.457-0.469	1/4”	500
3431218200	5/16-18	2.000	0.306-0.312	0.457-0.469	1/4”	500
3431218250	5/16-18	2.500	0.306-0.312	0.457-0.469	1/4”	500
3431218300	5/16-18	3.000	0.306-0.312	0.457-0.469	1/4”	500
3437516050	3/8-16	0.500	0.368-0.375	0.550-0.562	5/16”	500
3437516075	3/8-16	0.750	0.368-0.375	0.550-0.562	5/16”	500
3437516100	3/8-16	1.000	0.368-0.375	0.550-0.562	5/16”	500
3437516125	3/8-16	1.250	0.368-0.375	0.550-0.562	5/16”	500
3437516150	3/8-16	1.500	0.368-0.375	0.550-0.562	5/16”	500
3437516200	3/8-16	2.000	0.368-0.375	0.550-0.562	5/16”	500
3437516250	3/8-16	2.500	0.368-0.375	0.550-0.562	5/16”	250
3437516300	3/8-16	3.000	0.368-0.375	0.550-0.562	5/16”	250
3437524075	3/8-24	0.750	0.368-0.375	0.550-0.562	5/16”	1000
3450013050	1/2-13	0.500	0.492-0.500	0.735-0.750	3/8”	250
3450013075	1/2-13	0.750	0.492-0.500	0.735-0.750	3/8”	250
3450013100	1/2-13	1.000	0.492-0.500	0.735-0.750	3/8”	250
3450013125	1/2-13	1.250	0.492-0.500	0.735-0.750	3/8”	250
3450013150	1/2-13	1.500	0.492-0.500	0.735-0.750	3/8”	250
3450013200	1/2-13	2.000	0.492-0.500	0.735-0.750	3/8”	250
3450013250	1/2-13	2.500	0.492-0.500	0.735-0.750	3/8”	250
3450013300	1/2-13	3.000	0.492-0.500	0.735-0.750	3/8”	250
3462511050	5/8-11	0.500	0.616-0.625	0.921-0.938	1/2”	250
3462511075	5/8-11	0.750	0.616-0.625	0.921-0.938	1/2”	250
3462511100	5/8-11	1.000	0.616-0.625	0.921-0.938	1/2”	250
3462511150	5/8-11	1.500	0.616-0.625	0.921-0.938	1/2”	250
3462511200	5/8-11	2.000	0.616-0.625	0.921-0.938	1/2”	250
3462511250	5/8-11	2.500	0.616-0.625	0.921-0.938	1/2”	250
3462511300	5/8-11	3.000	0.616-0.625	0.921-0.938	1/2”	250

*** All parts 1" and shorter or have a suffix of "FT" are fully threaded**

PLASTIC SCREWS

50S Series
Metric Hex Socket Head Cap Screw

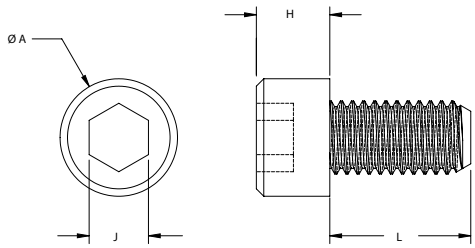

Specifications:
- Material: UL94 V-2 Nylon 6/6
- Color: Natural

Item No.	Thread	L mm	H mm	ØA mm	Drive Size J	Bulk Pack Qty
50M100150S013	M10 x 1.5	13.0	9.8 - 10.0	15.7 - 16.0	8mm	500
50M100150S016	M10 x 1.5	16.0	9.8 - 10.0	15.7 - 16.0	8mm	500
50M100150S019	M10 x 1.5	19.0	9.8 - 10.0	15.7 - 16.0	8mm	500
50M100150S020	M10 x 1.5	20.0	9.8 - 10.0	15.7 - 16.0	8mm	500
50M100150S025	M10 x 1.5	25.0	9.8 - 10.0	15.7 - 16.0	8mm	500

Item No.	Thread	L mm	H mm	ØA mm	Drive Size J	Bulk Pack Qty
50M100150S030	M10 x 1.5	30.0	9.8 - 10.0	15.7 - 16.0	8mm	500
50M100150S035	M10 x 1.5	35.0	9.8 - 10.0	15.7 - 16.0	8mm	500
50M100150S050	M10 x 1.5	50.0	9.8 - 10.0	15.7 - 16.0	8mm	500
50M100150S060	M10 x 1.5	60.0	9.8 - 10.0	15.7 - 16.0	8mm	500

183 Series
PEEK® Metric Socket Head Cap Screw

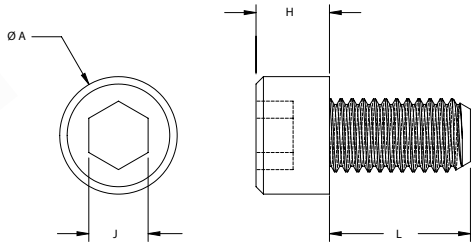

Specifications:
- Material: UL94 V-0 PEEK®
- Color: Light Brown

Features:
- Heat Resistant up to 350°F
- Excellent mechanical and chemical resistance properties
- High abrasion resistance
- Resistant to water

Item No.	Thread	L mm	H mm	ØA mm	Drive Size J	Bulk Pack Qty
183030870409	M3 x .5	8.0	3.0	5.5	2.5mm	25
183031070409	M3 x .5	10.0	3.0	5.5	2.5mm	25
183031270409	M3 x .5	12.0	3.0	5.5	2.5mm	25
183031570409	M3 x .5	15.0	3.0	5.5	2.5mm	25
183032070409	M3 x .5	20.0	3.0	5.5	2.5mm	10
183032570409	M3 x .5	25.0	3.0	5.5	2.5mm	10
183040870409	M4 x .7	8.0	4.0	7.0	3mm	10
183041070409	M4 x .7	10.0	4.0	7.0	3mm	10
183041270409	M4 x .7	12.0	4.0	7.0	3mm	10
183041570409	M4 x .7	15.0	4.0	7.0	3mm	10
183042070409	M4 x .7	20.0	4.0	7.0	3mm	10
183042570409	M4 x .7	25.0	4.0	7.0	3mm	10
183043070409	M4 x .7	30.0	4.0	7.0	3mm	10
183050870409	M5 x .8	8.0	5.0	8.5	4mm	10
183051070409	M5 x .8	10.0	5.0	8.5	4mm	10
183051270409	M5 x .8	12.0	5.0	8.5	4mm	10
183051570409	M5 x .8	15.0	5.0	8.5	4mm	10

Item No.	Thread	L mm	H mm	ØA mm	Drive Size J	Bulk Pack Qty
183052070409	M5 x .8	20.0	5.0	8.5	4mm	10
183052570409	M5 x .8	25.0	5.0	8.5	4mm	10
183053070409	M5 x .8	30.0	5.0	8.5	4mm	10
183061070409	M6 x 1.0	10.0	6.0	10.0	5mm	10
183061270409	M6 x 1.0	12.0	6.0	10.0	5mm	10
183061570409	M6 x 1.0	15.0	6.0	10.0	5mm	10
183062070409	M6 x 1.0	20.0	6.0	10.0	5mm	10
183062570409	M6 x 1.0	25.0	6.0	10.0	5mm	10
183063070409	M6 x 1.0	30.0	6.0	10.0	5mm	10
183063570409	M6 x 1.0	35.0	6.0	10.0	5mm	10
183081070409	M8 x 1.25	10.0	8.0	13.0	6mm	1
183081270409	M8 x 1.25	12.0	8.0	13.0	6mm	1
183081570409	M8 x 1.25	15.0	8.0	13.0	6mm	1
183082070409	M8 x 1.25	20.0	8.0	13.0	6mm	1
183082570409	M8 x 1.25	25.0	8.0	13.0	6mm	1
183083070409	M8 x 1.25	30.0	8.0	13.0	6mm	1
183083570409	M8 x 1.25	35.0	8.0	13.0	6mm	1

50BH Series
Metric Button Head Socket Cap Screw

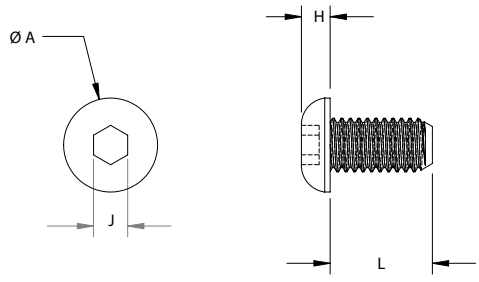

Specifications:
- Material: UL94 V-2 Nylon 6/6
- Color: Natural

Item No.	Thread	L mm	H mm	ØA mm	Drive Size J	Bulk Pack Qty
50M080125BH015	M8 x 1.25	15.0	4.1 - 4.4	13.6 - 14.0	5mm	500

PLASTIC SCREWS / THUMB SCREWS

310 Series
Shoulder Screws

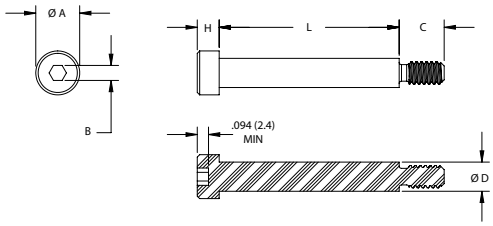

Specifications:
- Material: UL94 V-2 Nylon 6/6
- Color: Natural

Item No.	Thread	L in	C in	ØD in	H in	ØA in	Hex Drive Size J	Bulk Pack Qty
31025025	#10-24	0.250	0.345 - 0.375	0.238 - 0.248	0.177 - 0.188	0.357 - 0.375	0.125 - 0.130	500
31025037	#10-24	0.375	0.345 - 0.375	0.238 - 0.248	0.177 - 0.188	0.357 - 0.375	0.125 - 0.130	500
31025050	#10-24	0.500	0.345 - 0.375	0.238 - 0.248	0.177 - 0.188	0.357 - 0.375	0.125 - 0.130	500
31025062	#10-24	0.625	0.345 - 0.375	0.238 - 0.248	0.177 - 0.188	0.357 - 0.375	0.125 - 0.130	500
31025075	#10-24	0.750	0.345 - 0.375	0.238 - 0.248	0.177 - 0.188	0.357 - 0.375	0.125 - 0.130	500
31025100	#10-24	1.000	0.345 - 0.375	0.238 - 0.248	0.177 - 0.188	0.357 - 0.375	0.125 - 0.130	500
31025125	#10-24	1.250	0.345 - 0.375	0.238 - 0.248	0.177 - 0.188	0.357 - 0.375	0.125 - 0.130	500
31025150	#10-24	1.500	0.345 - 0.375	0.238 - 0.248	0.177 - 0.188	0.357 - 0.375	0.125 - 0.130	500
31025175	#10-24	1.750	0.345 - 0.375	0.238 - 0.248	0.177 - 0.188	0.357 - 0.375	0.125 - 0.130	500
31025200	#10-24	2.000	0.345 - 0.375	0.238 - 0.248	0.177 - 0.188	0.357 - 0.375	0.125 - 0.130	500
31025225	#10-24	2.250	0.345 - 0.375	0.238 - 0.248	0.177 - 0.188	0.357 - 0.375	0.125 - 0.130	500
31025250	#10-24	2.500	0.375	0.238 - 0.248	0.177 - 0.188	0.357 - 0.375	0.125	500
31031025	1/4-20	0.250	0.408 - 0.438	0.301 - 0.311	0.209 - 0.219	0.419 - 0.438	0.156 - 0.161	500
31031031	1/4-20	0.312	0.408 - 0.438	0.301 - 0.311	0.209 - 0.219	0.419 - 0.438	0.156 - 0.161	500
31031037	1/4-20	0.375	0.408 - 0.438	0.301 - 0.311	0.209 - 0.219	0.419 - 0.438	0.156 - 0.161	500
31031050	1/4-20	0.500	0.408 - 0.438	0.301 - 0.311	0.209 - 0.219	0.419 - 0.438	0.156 - 0.161	500
31031062	1/4-20	0.625	0.408 - 0.438	0.301 - 0.311	0.209 - 0.219	0.419 - 0.438	0.156 - 0.161	500
31031075	1/4-20	0.750	0.408 - 0.438	0.301 - 0.311	0.209 - 0.219	0.419 - 0.438	0.156 - 0.161	500
31031100	1/4-20	1.000	0.408 - 0.438	0.301 - 0.311	0.209 - 0.219	0.419 - 0.438	0.156 - 0.161	500
31031150	1/4-20	1.500	0.408 - 0.438	0.301 - 0.311	0.209 - 0.219	0.419 - 0.438	0.156 - 0.161	500
31031175	1/4-20	1.750	0.408 - 0.438	0.301 - 0.311	0.209 - 0.219	0.419 - 0.438	0.156 - 0.161	500
31031200	1/4-20	2.000	0.408 - 0.438	0.300 - 0.310	0.209 - 0.219	0.419 - 0.438	0.156 - 0.161	500
31037025	5/16-18	0.250	0.470 - 0.500	0.363 - 0.373	0.240 - 0.250	0.543 - 0.562	0.188 - 0.193	1000
31037037	5/16-18	0.375	0.470 - 0.500	0.363 - 0.373	0.240 - 0.250	0.543 - 0.562	0.188 - 0.193	500
31037050	5/16-18	0.500	0.470 - 0.500	0.363 - 0.373	0.240 - 0.250	0.543 - 0.562	0.188 - 0.193	500
31037062	5/16-18	0.625	0.470 - 0.500	0.363 - 0.373	0.240 - 0.250	0.543 - 0.562	0.188 - 0.193	500
31037075	5/16-18	0.750	0.470 - 0.500	0.363 - 0.373	0.240 - 0.250	0.543 - 0.562	0.188 - 0.193	500
31037100	5/16-18	1.000	0.470 - 0.500	0.363 - 0.373	0.240 - 0.250	0.543 - 0.562	0.188 - 0.193	500
31037125	5/16-18	1.250	0.470 - 0.500	0.363 - 0.373	0.240 - 0.250	0.543 - 0.562	0.188 - 0.193	500
31037150	5/16-18	1.500	0.470 - 0.500	0.363 - 0.373	0.240 - 0.250	0.543 - 0.562	0.188 - 0.193	250
31037175	5/16-18	1.750	0.470 - 0.500	0.363 - 0.373	0.240 - 0.250	0.543 - 0.562	0.188 - 0.193	250
31037200	5/16-18	2.000	0.470 - 0.500	0.363 - 0.373	0.240 - 0.250	0.543 - 0.562	0.188 - 0.193	250
31037225	5/16-18	2.250	0.470 - 0.500	0.363 - 0.373	0.240 - 0.250	0.543 - 0.562	0.188 - 0.193	250
31050037	3/8-16	0.375	0.595 - 0.625	0.488 - 0.498	0.302 - 0.312	0.729 - 0.750	0.250 - 0.255	500
31050050	3/8-16	0.500	0.595 - 0.625	0.488 - 0.498	0.302 - 0.312	0.729 - 0.750	0.250 - 0.255	500
31050062	3/8-16	0.625	0.595 - 0.625	0.488 - 0.498	0.302 - 0.312	0.729 - 0.750	0.250 - 0.255	500
31050075	3/8-16	0.750	0.595 - 0.625	0.488 - 0.498	0.302 - 0.312	0.729 - 0.750	0.250 - 0.255	500
31050100	3/8-16	1.000	0.595 - 0.625	0.488 - 0.498	0.302 - 0.312	0.729 - 0.750	0.250 - 0.255	500
31050125	3/8-16	1.250	0.595 - 0.625	0.488 - 0.498	0.302 - 0.312	0.729 - 0.750	0.250 - 0.255	500
31050150	3/8-16	1.500	0.595 - 0.625	0.488 - 0.498	0.302 - 0.312	0.729 - 0.750	0.250 - 0.255	250
31050175	3/8-16	1.750	0.595 - 0.625	0.488 - 0.498	0.302 - 0.312	0.729 - 0.750	0.250 - 0.255	250
31050200	3/8-16	2.000	0.595 - 0.625	0.488 - 0.498	0.302 - 0.312	0.729 - 0.750	0.250 - 0.255	250

09T Series
Knurled Head Thumb Screw

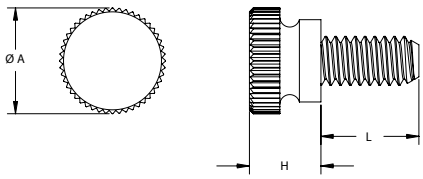

Specifications:
- Material: UL94 V-2 Nylon 6/6
- Color: Natural

Item No.	Thread	L in	H in	ØA in	Bulk Pack Qty
090440018T	#4-40	0.188	0.280	0.300	500
090440025T	#4-40	0.250	0.280	0.300	500
090440037T	#4-40	0.375	0.280	0.300	1000
090440050T	#4-40	0.500	0.280	0.300	500
090440075T	#4-40	0.750	0.280	0.300	500
090632025T	#6-32	0.250	0.275	0.360	1000
090632037T	#6-32	0.375	0.275	0.360	1000
090632050T	#6-32	0.500	0.275	0.360	1000
090632075T	#6-32	0.750	0.275	0.360	500
090632100T	#6-32	1.000	0.275	0.360	500
090832018T	#8-32	0.188	0.305	0.425	500
090832025T	#8-32	0.250	0.305	0.425	500
090832037T	#8-32	0.375	0.305	0.425	500
090832050T	#8-32	0.500	0.305	0.425	1000
090832075T	#8-32	0.750	0.305	0.425	500
090832100T	#8-32	1.000	0.305	0.425	500
091024050T	#10-24	0.500	0.325	0.425	500
091024075T	#10-24	0.750	0.325	0.425	500
091024100T	#10-24	1.000	0.325	0.425	500
091024125T	#10-24	1.250	0.325	0.425	500
091024200T	#10-24	2.000	0.325	0.425	500
091032037T	#10-32	0.375	0.325	0.425	500
091032050T	#10-32	0.500	0.325	0.425	500
091032075T	#10-32	0.750	0.325	0.425	500

Item No.	Thread	L in	H in	ØA in	Bulk Pack Qty
091032100T	#10-32	1.000	0.325	0.425	500
091032150T	#10-32	1.500	0.325	0.425	500
091032200T	#10-32	2.000	0.325	0.425	500
092520025T	1/4-20	0.250	0.365	0.540	500
092520037T	1/4-20	0.375	0.365	0.540	500
092520050T	1/4-20	0.500	0.365	0.540	1000
092520075T	1/4-20	0.750	0.365	0.540	1000
092520100T	1/4-20	1.000	0.365	0.540	1000
092520125T	1/4-20	1.250	0.365	0.540	500
092520150T	1/4-20	1.500	0.365	0.540	1000
0931218050T	5/16-18	0.500	0.385	0.615	500
0931218075T	5/16-18	0.750	0.385	0.615	500
0931218100T	5/16-18	1.000	0.385	0.615	500
0931218150T	5/16-18	1.500	0.385	0.615	500
0931218200T	5/16-18	2.000	0.385	0.615	500
0937516050T	3/8-16	0.500	0.430	0.687	500
0937516100T	3/8-16	1.000	0.430	0.687	500
0937516150T	3/8-16	1.500	0.430	0.687	250
0937516200T	3/8-16	2.000	0.430	0.687	250
0950013050T	1/2-13	0.500	0.468	0.750	250
0950013100T	1/2-13	1.000	0.468	0.750	500
0950013150T	1/2-13	1.500	0.468	0.750	250
0950013200T	1/2-13	2.000	0.468	0.750	500

THUMB SCREWS

09TEG Series
Economy Grade Thumb Screw

NEW

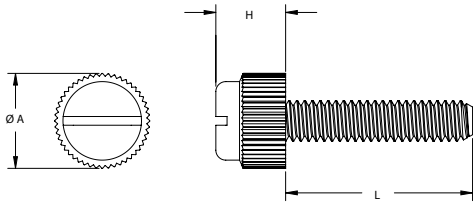

Specifications:
- Material: UL94 V-2 Nylon 6/6
- Color: Natural

Item No.	Thread	L in	H in	ØA in	Bulk Pack Qty
090440009TEG	#4-40	0.094	0.216	0.317	1000
090440012TEG	#4-40	0.125	0.216	0.317	1000
090440014TEG	#4-40	0.141	0.216	0.317	1000
090440018TEG	#4-40	0.188	0.216	0.317	1000
090440025TEG	#4-40	0.250	0.216	0.317	1000
090440028TEG	#4-40	0.281	0.216	0.317	1000
090440031TEG	#4-40	0.313	0.216	0.317	1000
090440037TEG	#4-40	0.375	0.216	0.317	1000
090440043TEG	#4-40	0.438	0.216	0.317	1000
090440050TEG	#4-40	0.500	0.216	0.317	1000
090440056TEG	#4-40	0.563	0.216	0.317	1000
090440062TEG	#4-40	0.625	0.216	0.317	1000
090440068TEG	#4-40	0.688	0.216	0.317	1000
090440075TEG	#4-40	0.750	0.216	0.317	1000
090440087TEG	#4-40	0.875	0.216	0.317	1000
090440100TEG	#4-40	1.000	0.216	0.317	1000
090440112TEG	#4-40	1.125	0.216	0.317	1000
090440118TEG	#4-40	1.188	0.216	0.317	1000
090440125TEG	#4-40	1.250	0.216	0.317	1000
090440137TEG	#4-40	1.375	0.216	0.317	1000
090440150TEG	#4-40	1.500	0.216	0.317	1000
090440175TEG	#4-40	1.750	0.216	0.317	1000
090448025TEG	#4-48	0.250	0.216	0.317	1000
090632009TEG	#6-32	0.094	0.243	0.336	1000
090632012TEG	#6-32	0.125	0.243	0.336	1000
090632015TEG	#6-32	0.156	0.243	0.336	1000
090632018TEG	#6-32	0.188	0.243	0.336	1000
090632025TEG	#6-32	0.250	0.243	0.336	1000
090632031TEG	#6-32	0.313	0.243	0.336	1000
090632037TEG	#6-32	0.375	0.243	0.336	1000
090632043TEG	#6-32	0.438	0.243	0.336	1000
090632050TEG	#6-32	0.500	0.243	0.336	1000
090632056TEG	#6-32	0.563	0.243	0.336	1000
090632062TEG	#6-32	0.625	0.243	0.336	1000
090632068TEG	#6-32	0.688	0.243	0.336	1000
090632075TEG	#6-32	0.750	0.243	0.336	500
090632087TEG	#6-32	0.875	0.243	0.336	1000
090632100TEG	#6-32	1.000	0.243	0.336	1000
090632112TEG	#6-32	1.125	0.243	0.336	1000
090632125TEG	#6-32	1.250	0.243	0.336	1000
090632150TEG	#6-32	1.500	0.243	0.336	1000
090632162TEG	#6-32	1.625	0.243	0.336	1000
090632175TEG	#6-32	1.750	0.243	0.336	1000
090632187TEG	#6-32	1.875	0.243	0.336	1000
090632225TEG	#6-32	2.250	0.243	0.336	1000
090640025TEG	#6-40	0.250	0.243	0.336	1000
090640037TEG	#6-40	0.375	0.243	0.336	1000
090640075TEG	#6-40	0.750	0.243	0.336	1000
090640100TEG	#6-40	1.000	0.243	0.336	1000
090832012TEG	#8-32	0.125	0.280	0.381	1000
090832018TEG	#8-32	0.188	0.280	0.381	1000
090832025TEG	#8-32	0.250	0.280	0.381	1000
090832028TEG	#8-32	0.281	0.280	0.381	1000
090832031TEG	#8-32	0.313	0.280	0.381	1000
090832037TEG	#8-32	0.375	0.280	0.381	1000
090832043TEG	#8-32	0.438	0.280	0.381	1000
090832050TEG	#8-32	0.500	0.280	0.381	1000

Item No.	Thread	L in	H in	ØA in	Bulk Pack Qty
090832062TEG	#8-32	0.625	0.280	0.381	1000
090832075TEG	#8-32	0.750	0.280	0.381	1000
090832087TEG	#8-32	0.875	0.280	0.381	1000
090832100TEG	#8-32	1.000	0.280	0.381	1000
090832112TEG	#8-32	1.125	0.280	0.381	1000
090832125TEG	#8-32	1.250	0.280	0.381	1000
090832137TEG	#8-32	1.375	0.280	0.381	500
090832150TEG	#8-32	1.500	0.280	0.381	500
090832175TEG	#8-32	1.750	0.280	0.381	500
090832187TEG	#8-32	1.875	0.280	0.381	500
090832200TEG	#8-32	2.000	0.280	0.381	500
091024012TEG	#10-24	0.125	0.305	0.395	1000
091024018TEG	#10-24	0.188	0.305	0.395	1000
091024025TEG	#10-24	0.250	0.305	0.395	1000
091024031TEG	#10-24	0.313	0.305	0.395	1000
091024037TEG	#10-24	0.375	0.305	0.395	1000
091024050TEG	#10-24	0.500	0.305	0.395	1000
091024062TEG	#10-24	0.625	0.305	0.395	1000
091024075TEG	#10-24	0.750	0.305	0.395	500
091024100TEG	#10-24	1.000	0.305	0.395	500
091024125TEG	#10-24	1.250	0.305	0.395	500
091024150TEG	#10-24	1.500	0.305	0.395	500
091032012TEG	#10-32	0.125	0.305	0.395	1000
091032018TEG	#10-32	0.188	0.305	0.395	1000
091032025TEG	#10-32	0.250	0.305	0.395	1000
091032031TEG	#10-32	0.313	0.305	0.395	1000
091032037TEG	#10-32	0.375	0.305	0.395	1000
091032043TEG	#10-32	0.438	0.305	0.395	1000
091032050TEG	#10-32	0.500	0.305	0.395	500
091032062TEG	#10-32	0.625	0.305	0.395	1000
091032075TEG	#10-32	0.750	0.305	0.395	500
091032081TEG	#10-32	0.813	0.305	0.395	500
091032087TEG	#10-32	0.875	0.305	0.395	500
091032100TEG	#10-32	1.000	0.305	0.395	500
091032125TEG	#10-32	1.250	0.305	0.395	500
091032150TEG	#10-32	1.500	0.305	0.395	500
091032175TEG	#10-32	1.750	0.305	0.395	500
091032200TEG	#10-32	2.000	0.305	0.395	1000
092520025TEG	1/4-20	0.250	0.305	0.480	1000
092520031TEG	1/4-20	0.313	0.305	0.480	1000
092520037TEG	1/4-20	0.375	0.305	0.480	1000
092520050TEG	1/4-20	0.500	0.305	0.480	500
092520062TEG	1/4-20	0.625	0.305	0.480	500
092520075TEG	1/4-20	0.750	0.305	0.480	500
092520087TEG	1/4-20	0.875	0.305	0.480	500
092520100TEG	1/4-20	1.000	0.305	0.480	1000
092520125TEG	1/4-20	1.250	0.305	0.480	1000
092520150TEG	1/4-20	1.500	0.305	0.480	1000
092520175TEG	1/4-20	1.750	0.305	0.480	1000
092520200TEG	1/4-20	2.000	0.305	0.480	500
092520250TEG	1/4-20	2.500	0.305	0.480	500
092528018TEG	1/4-28	0.188	0.305	0.480	500
092528025TEG	1/4-28	0.250	0.305	0.480	500
092528037TEG	1/4-28	0.375	0.305	0.480	500
092528050TEG	1/4-28	0.500	0.305	0.480	500
092528075TEG	1/4-28	0.750	0.305	0.480	500
092528100TEG	1/4-28	1.000	0.305	0.480	500

50T Series
Metric Economy Grade Thumb Screw

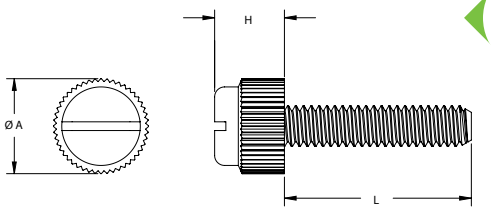

NEW

Specifications:
- Material: UL94 V-2 Nylon 6/6
- Color: Natural

Item No.	Thread	L mm	H mm	ØA mm	Bulk Pack Qty
50M030050T004	M3 x .5	4.0	5.5	8.1	1000
50M030050T005	M3 x .5	5.0	5.5	8.1	1000
50M030050T006	M3 x .5	6.0	5.5	8.1	1000
50M030050T008	M3 x .5	8.0	5.5	8.1	1000
50M030050T010	M3 x .5	10.0	5.5	8.1	1000
50M030050T012	M3 x .5	12.0	5.5	8.1	1000
50M030050T016	M3 x .5	16.0	5.5	8.1	1000
50M030050T020	M3 x .5	20.0	5.5	8.1	1000
50M030050T025	M3 x .5	25.0	5.5	8.1	1000
50M030050T030	M3 x .5	30.0	5.5	8.1	1000
50M030050T035	M3 x .5	35.0	5.5	8.1	1000
50M030050T042	M3 x .5	42.0	5.5	8.1	1000
50M035060T005	M3.5 x .6	5.0	6.1	8.5	1000
50M035060T006	M3.5 x .6	6.0	6.1	8.5	1000
50M035060T008	M3.5 x .6	8.0	6.1	8.5	1000
50M035060T010	M3.5 x .6	10.0	6.1	8.5	1000
50M035060T012	M3.5 x .6	12.0	6.1	8.5	1000
50M035060T016	M3.5 x .6	16.0	6.1	8.5	1000
50M035060T020	M3.5 x .6	20.0	6.1	8.5	1000
50M035060T025	M3.5 x .6	25.0	6.1	8.5	1000
50M035060T035	M3.5 x .6	35.0	6.1	8.5	1000
50M035060T042	M3.5 x .6	42.0	6.1	8.5	1000
50M040070T003	M4 x .7	3.0	7.1	9.7	1000
50M040070T006	M4 x .7	6.0	7.1	9.7	1000
50M040070T008	M4 x .7	8.0	7.1	9.7	1000
50M040070T010	M4 x .7	10.0	7.1	9.7	1000
50M040070T012	M4 x .7	12.0	7.1	9.7	500
50M040070T016	M4 x .7	16.0	7.1	9.7	1000
50M040070T020	M4 x .7	20.0	7.1	9.7	1000

Item No.	Thread	L mm	H mm	ØA mm	Bulk Pack Qty
50M040070T025	M4 x .7	25.0	7.1	9.7	1000
50M040070T030	M4 x .7	30.0	7.1	9.7	1000
50M040070T035	M4 x .7	35.0	7.1	9.7	500
50M040070T040	M4 x .7	40.0	7.1	9.7	500
50M050080T006	M5 x .8	6.0	7.8	10.0	1000
50M050080T008	M5 x .8	8.0	7.8	10.0	1000
50M050080T010	M5 x .8	10.0	7.8	10.0	1000
50M050080T012	M5 x .8	12.0	7.8	10.0	500
50M050080T016	M5 x .8	16.0	7.8	10.0	1000
50M050080T020	M5 x .8	20.0	7.8	10.0	1000
50M050080T025	M5 x .8	25.0	7.8	10.0	500
50M050080T030	M5 x .8	30.0	7.8	10.0	500
50M050080T040	M5 x .8	40.0	7.8	10.0	500
50M060100T005	M6 x 1.0	5.0	7.8	12.2	1000
50M060100T008	M6 x 1.0	8.0	7.8	12.2	1000
50M060100T010	M6 x 1.0	10.0	7.8	12.2	500
50M060100T012	M6 x 1.0	12.0	7.8	12.2	500
50M060100T016	M6 x 1.0	16.0	7.8	12.2	500
50M060100T020	M6 x 1.0	20.0	7.8	12.2	500
50M060100T022	M6 x 1.0	22.0	7.8	12.2	500
50M060100T025	M6 x 1.0	25.0	7.8	12.2	500
50M060100T035	M6 x 1.0	35.0	7.8	12.2	500
50M060100T040	M6 x 1.0	40.0	7.8	12.2	500
50M060100T045	M6 x 1.0	45.0	7.8	12.2	500
50M060100T050	M6 x 1.0	50.0	7.8	12.2	500
50M060100T060	M6 x 1.0	60.0	7.8	12.2	500
50M060100T070	M6 x 1.0	70.0	7.8	12.2	500
50M060100T075	M6 x 1.0	75.0	7.8	12.2	500

09V Series
Oval Head Thumb Screw

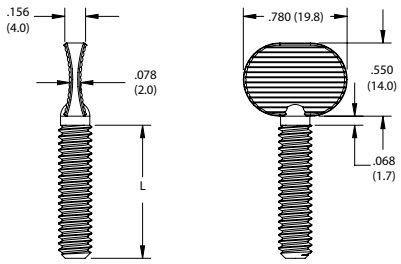

NEW

Specifications:
- Material: UL94 V-2 Nylon 6/6
- Color: Natural

Item No.	Thread	L in	Bulk Pack Qty
092520037V	1/4-20	0.375	500
092520050V	1/4-20	0.500	500
092520062V	1/4-20	0.625	500
092520100V	1/4-20	1.000	500

Item No.	Thread	L in	Bulk Pack Qty
092520150V	1/4-20	1.500	500
092520175V	1/4-20	1.750	500
092520200V	1/4-20	2.000	500
092520250V	1/4-20	2.500	500

01FHWS
Flat Head Wing Screw

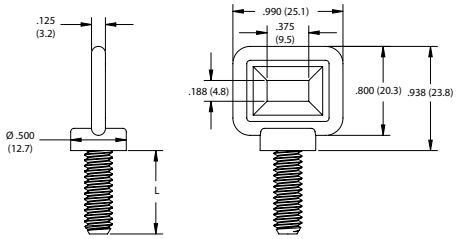

NEW

Specifications:
- Material: UL94 V-2 Nylon 6/6
- Color: Natural

Item No.	Thread	L in	Bulk Pack Qty
0101032FHWS050	#10-32	0.500	500
0101032FHWS075	#10-32	0.750	500
0101032FHWS100	#10-32	1.000	500
0125020FHWS050	1/4-20	0.500	500
0125020FHWS075	1/4-20	0.750	500

Item No.	Thread	L in	Bulk Pack Qty
0125020FHWS100	1/4-20	1.000	500
0131218FHWS050	5/16-18	0.500	500
0131218FHWS075	5/16-18	0.750	500
0131218FHWS100	5/16-18	1.000	500

THUMB SCREWS / PLASTIC FASTENERS

27SCK Series
Knurled Spin Clip

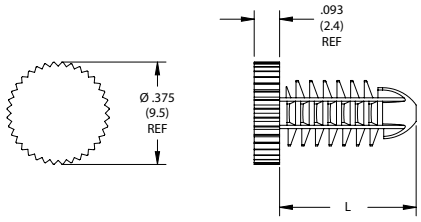

Specifications:
- Material: UL94 V-2 Nylon 6/6
- Color: Natural

Features:
- Combines the advantages of a push-in type fastener with a screw
- Fast and easy assembly
- Can also be used as a standard fir tree rivet

Item No.	Screw Size	L		Ø Hole Size		Bulk Pack Qty
	in	in	mm	in	mm	
27SC2520K037	1/4	0.375	9.5	0.203	5.2	1000
27SC2520K050	1/4	0.500	12.7	0.203	5.2	1000
27SC2520K062	1/4	0.625	15.9	0.203	5.2	1000
27SC2520K075	1/4	0.750	19.1	0.203	5.2	1000
27SC2520K100	1/4	1.000	25.4	0.203	5.2	1000

01EYEB Series
Eye Bolts

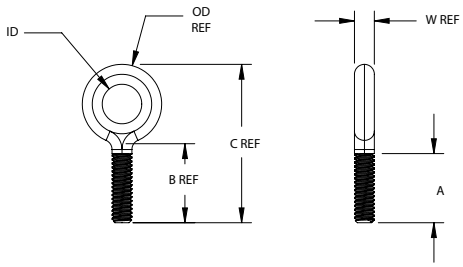

Specifications:
- Material: UL94 V-2 Nylon 6/6
- Color: Natural

Features:
- For very light duty applications

Item No.	Thread	A	B	C	OD	ID	W	Bulk Pack Qty
		in	in	in	in	in	in	
0100632EYEB075	#6-32	0.625	0.750	1.250	0.500	0.250	0.140	500
0100832EYEB112	#8-32	1.000	1.125	1.700	0.575	0.250	0.166	500
0101024EYEB100	#10-24	0.875	1.000	1.750	0.750	0.375	0.192	500
0125020EYEB100	1/4-20	0.875	1.000	2.000	1.000	0.500	0.250	500
0125020EYEB150	1/4-20	1.250	1.500	2.500	1.000	0.500	0.250	500
0125020EYEB200	1/4-20	1.250	2.000	3.000	1.000	0.500	0.252	500
0125020EYEB400	1/4-20	1.250	4.000	5.000	1.000	0.500	0.250	500
0131218EYEB100	5/16-18	0.875	1.000	2.250	1.250	0.625	0.312	500
0131218EYEB200	5/16-18	1.250	2.000	3.250	1.250	0.625	0.312	500
0137516EYEB100	3/8-16	0.875	1.000	2.500	1.500	0.750	0.375	500
0137516EYEB200	3/8-16	1.250	2.000	3.500	1.500	0.750	0.377	500
0137516EYEB250	3/8-16	1.500	2.500	4.000	1.500	0.750	0.377	500
0137516EYEB400	3/8-16	2.500	4.00	5.500	1.500	0.750	0.375	500

01ABTS Series
Adhesive Mount Threaded Stud

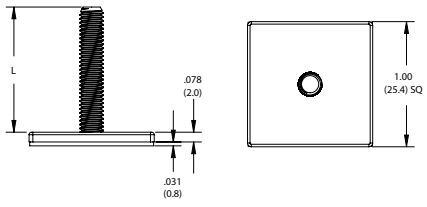

Specifications:
- Material: UL94 V-2 Nylon 6/6
- Tape Material: Very High Bond (VHB) adhesive
- Color: Natural

Features:
- Shear and peel strength is very high
- Good solvent resistance

Item No.	Thread	L	Bulk Pack Qty
		in	
011032ABTS050	#10-32	0.500	500
011032ABTS075	#10-32	0.750	500
011032ABTS100	#10-32	1.000	500
012520ABTS050	1/4-20	0.500	500
012520ABTS075	1/4-20	0.750	500
012520ABTS100	1/4-20	1.000	500
013118ABTS050	5/16-18	0.500	500
013118ABTS075	5/16-18	0.750	500
013118ABTS100	5/16-18	1.000	500

01T Series
Socket Head Set Screw

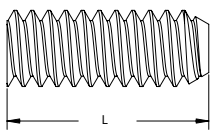

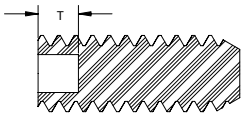

NEW

Specifications:
- Material: UL94 V-2 Nylon 6/6
- Color: Natural

Item No.	Thread	L in	T in	Socket Size J in	Bulk Pack Qty
010436T050	#4-36	0.500	0.070	0.050	1000
010440T009	#4-40	0.094	0.070	0.050	1000
010440T012	#4-40	0.125	0.070	0.050	1000
010440T014	#4-40	0.141	0.070	0.050	1000
010440T015	#4-40	0.156	0.070	0.050	1000
010440T018	#4-40	0.188	0.070	0.050	1000
010440T025	#4-40	0.250	0.070	0.050	1000
010440T028	#4-40	0.281	0.070	0.050	1000
010440T031	#4-40	0.313	0.070	0.050	1000
010440T037	#4-40	0.375	0.070	0.050	1000
010440T043	#4-40	0.438	0.070	0.050	1000
010440T050	#4-40	0.500	0.070	0.050	1000
010440T056	#4-40	0.563	0.070	0.050	1000
010440T062	#4-40	0.625	0.070	0.050	1000
010440T068	#4-40	0.688	0.070	0.050	1000
010440T075	#4-40	0.750	0.070	0.050	1000
010440T087	#4-40	0.875	0.070	0.050	1000
010440T100	#4-40	1.000	0.070	0.050	1000
010440T112	#4-40	1.125	0.070	0.050	1000
010440T118	#4-40	1.188	0.070	0.050	1000
010440T125	#4-40	1.250	0.070	0.050	1000
010440T137	#4-40	1.375	0.070	0.050	1000
010440T150	#4-40	1.500	0.070	0.050	1000
010440T162	#4-40	1.625	0.070	0.050	1000
010440T175	#4-40	1.750	0.070	0.050	1000
010448T025	#4-48	0.250	0.070	0.050	1000
010448T031	#4-48	0.313	0.070	0.050	1000
010632T009	#6-32	0.094	0.080	0.062	1000
010632T012	#6-32	0.125	0.080	0.062	1000
010632T015	#6-32	0.156	0.080	0.062	1000
010632T018	#6-32	0.188	0.080	0.062	1000
010632T025	#6-32	0.250	0.080	0.062	1000
010632T031	#6-32	0.313	0.080	0.062	1000
010632T037	#6-32	0.375	0.080	0.062	1000
010632T043	#6-32	0.438	0.080	0.062	1000
010632T050	#6-32	0.500	0.080	0.062	1000
010632T056	#6-32	0.563	0.080	0.062	1000
010632T062	#6-32	0.625	0.080	0.062	1000
010632T068	#6-32	0.688	0.080	0.062	1000
010632T075	#6-32	0.750	0.080	0.062	1000
010632T087	#6-32	0.875	0.080	0.062	1000
010632T100	#6-32	1.000	0.080	0.062	1000
010632T112	#6-32	1.125	0.080	0.062	1000
010632T125	#6-32	1.250	0.080	0.062	1000
010632T150	#6-32	1.500	0.080	0.062	1000
010632T162	#6-32	1.625	0.080	0.062	1000
010632T175	#6-32	1.750	0.080	0.062	1000
010632T187	#6-32	1.875	0.080	0.062	1000
010632T200	#6-32	2.000	0.080	0.062	1000
010632T225	#6-32	2.250	0.080	0.062	1000
010640T025	#6-40	0.250	0.080	0.062	1000
010640T037	#6-40	0.375	0.080	0.062	1000
010640T075	#6-40	0.750	0.080	0.062	1000
010640T100	#6-40	1.000	0.080	0.062	1000
010832T012	#8-32	0.125	0.090	0.078	1000
010832T018	#8-32	0.188	0.090	0.078	1000
010832t025	#8-32	0.250	0.090	0.078	1000
010832T028	#8-32	0.281	0.090	0.078	1000
010832T031	#8-32	0.313	0.090	0.078	1000
010832T037	#8-32	0.375	0.090	0.078	1000
010832T043	#8-32	0.438	0.090	0.078	1000
010832T050	#8-32	0.500	0.090	0.078	1000
010832T062	#8-32	0.625	0.090	0.078	1000
010832T075	#8-32	0.750	0.090	0.078	1000
010832T087	#8-32	0.875	0.090	0.078	1000
010832T100	#8-32	1.000	0.090	0.078	1000
010832T112	#8-32	1.125	0.090	0.078	1000
010832T125	#8-32	1.250	0.090	0.078	1000
010832T137	#8-32	1.375	0.090	0.078	1000

Item No.	Thread	L in	T in	Socket Size J in	Bulk Pack Qty
010832T150	#8-32	1.500	0.090	0.078	1000
010832T175	#8-32	1.750	0.090	0.078	1000
010832T187	#8-32	1.875	0.090	0.078	1000
010832T200	#8-32	2.000	0.090	0.078	1000
011024T012	#10-24	0.125	0.100	0.094	1000
011024T018	#10-24	0.188	0.100	0.094	1000
011024T025	#10-24	0.250	0.100	0.094	1000
011024T031	#10-24	0.313	0.100	0.094	1000
011024T037	#10-24	0.375	0.100	0.094	1000
011024T050	#10-24	0.500	0.100	0.094	1000
011024T062	#10-24	0.625	0.100	0.094	1000
011024T075	#10-24	0.750	0.100	0.094	1000
011024T100	#10-24	1.000	0.100	0.094	1000
011024T125	#10-24	1.250	0.100	0.094	1000
011024T150	#10-24	1.500	0.100	0.094	1000
011032T012	#10-32	0.125	0.100	0.094	1000
011032T018	#10-32	0.188	0.100	0.094	1000
011032T025	#10-32	0.250	0.100	0.094	1000
011032T031	#10-32	0.313	0.100	0.094	1000
011032T037	#10-32	0.375	0.100	0.094	1000
011032T043	#10-32	0.438	0.100	0.094	1000
011032T050	#10-32	0.500	0.100	0.094	1000
011032T062	#10-32	0.625	0.100	0.094	1000
011032T075	#10-32	0.750	0.100	0.094	1000
011032T081	#10-32	0.813	0.100	0.094	1000
011032T087	#10-32	0.875	0.100	0.094	1000
011032T100	#10-32	1.000	0.100	0.094	1000
011032T106	#10-32	1.063	0.100	0.094	1000
011032T125	#10-32	1.250	0.100	0.094	1000
011032T150	#10-32	1.500	0.100	0.094	1000
011032T175	#10-32	1.750	0.100	0.094	1000
011032T200	#10-32	2.000	0.100	0.094	1000
012520T018	1/4-20	0.188	0.125	0.125	1000
012520T025	1/4-20	0.250	0.125	0.125	1000
012520T031	1/4-20	0.313	0.125	0.125	1000
012520T037	1/4-20	0.375	0.125	0.125	1000
012520T050	1/4-20	0.500	0.125	0.125	1000
012520T062	1/4-20	0.625	0.125	0.125	1000
012520T075	1/4-20	0.750	0.125	0.125	1000
012520T087	1/4-20	0.875	0.125	0.125	1000
012520T100	1/4-20	1.000	0.125	0.125	1000
012520T125	1/4-20	1.250	0.125	0.125	1000
012520T150	1/4-20	1.500	0.125	0.125	1000
012520T175	1/4-20	1.750	0.125	0.125	1000
012520T200	1/4-20	2.000	0.125	0.125	1000
012520T250	1/4-20	2.500	0.125	0.125	1000
012528T018	1/4-28	0.188	0.125	0.125	1000
012528T025	1/4-28	0.250	0.125	0.125	1000
012528T037	1/4-28	0.375	0.125	0.125	1000
012528T062	1/4-28	0.625	0.125	0.125	1000
012528T075	1/4-28	0.750	0.125	0.125	1000
012528T100	1/4-28	1.000	0.125	0.125	1000
0131218T037	5/16-18	0.375	0.156	0.156	1000
0131218T050	5/16-18	0.500	0.156	0.156	1000
0131218T075	5/16-18	0.750	0.156	0.156	1000
0131218T100	5/16-18	1.000	0.156	0.156	1000
0137516T050	3/8-16	0.500	0.188	0.188	1000
0137516T062	3/8-16	0.625	0.188	0.188	1000
0137516T075	3/8-16	0.750	0.188	0.188	1000
0137516T100	3/8-16	1.000	0.188	0.188	500
0150013T050	1/2-13	0.500	0.250	0.250	500
0150013T075	1/2-13	0.750	0.250	0.250	1000
0150013T100	1/2-13	1.000	0.250	0.250	1000
0150013T125	1/2-13	1.250	0.250	0.250	500
0162511T050	5/8-11	0.500	0.312	0.312	500
0162511T075	5/8-11	0.750	0.312	0.312	500
0162511T100	5/8-11	1.000	0.312	0.312	500
0162511T150	5/8-11	1.500	0.312	0.312	500
0175010T025	3/4-10	0.250	0.185	0.370	500

SET SCREWS

01S Series
Slotted Head Set Screw

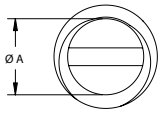

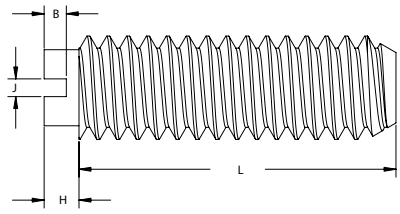

NEW

Specifications:
- Material: UL94 V-2 Nylon 6/6
- Color: Natural

Item No.	Thread	L in	ØA in	H in	J in	B in	Bulk Pack Qty
010256S006	#2-56	0.063	0.055	0.035	0.018	0.020	1000
010256S009	#2-56	0.094	0.055	0.035	0.018	0.020	1000
010256S012	#2-56	0.125	0.055	0.035	0.018	0.020	1000
010256S015	#2-56	0.156	0.055	0.035	0.018	0.020	1000
010256S018	#2-56	0.188	0.055	0.035	0.018	0.020	1000
010256S025	#2-56	0.250	0.055	0.035	0.018	0.020	1000
010256S028	#2-56	0.281	0.055	0.035	0.018	0.020	1000
010256S031	#2-56	0.313	0.055	0.035	0.018	0.020	1000
010256S037	#2-56	0.375	0.055	0.035	0.018	0.020	1000
010256S043	#2-56	0.438	0.055	0.035	0.018	0.020	1000
010256S050	#2-56	0.500	0.055	0.035	0.018	0.020	1000
010256S056	#2-56	0.563	0.055	0.035	0.018	0.020	1000
010256S062	#2-56	0.625	0.055	0.035	0.018	0.020	1000
010256S075	#2-56	0.750	0.055	0.035	0.018	0.020	1000
010256S087	#2-56	0.875	0.055	0.035	0.018	0.020	1000
010256S100	#2-56	1.000	0.055	0.035	0.018	0.020	1000
010256S112	#2-56	1.125	0.055	0.035	0.018	0.020	1000
010264S018	#2-64	0.188	0.055	0.035	0.018	0.020	1000
010264S037	#2-64	0.375	0.055	0.035	0.018	0.020	1000
010436S050	#4-36	0.500	0.075	0.045	0.020	0.025	1000
010440S009	#4-40	0.094	0.075	0.045	0.020	0.025	1000
010440S012	#4-40	0.125	0.075	0.045	0.020	0.025	1000
010440S014	#4-40	0.141	0.075	0.045	0.020	0.025	1000
010440S015	#4-40	0.156	0.075	0.045	0.020	0.025	1000
010440S018	#4-40	0.188	0.075	0.045	0.020	0.025	1000
010440S025	#4-40	0.250	0.075	0.045	0.020	0.025	1000
010440S028	#4-40	0.281	0.075	0.045	0.020	0.025	1000
010440S031	#4-40	0.313	0.075	0.045	0.020	0.025	1000
010440S037	#4-40	0.375	0.075	0.045	0.020	0.025	1000
010440S043	#4-40	0.438	0.075	0.045	0.020	0.025	1000
010440S050	#4-40	0.500	0.075	0.045	0.020	0.025	1000
010440S056	#4-40	0.563	0.075	0.045	0.020	0.025	1000
010440S062	#4-40	0.625	0.075	0.045	0.020	0.025	1000
010440S068	#4-40	0.688	0.075	0.045	0.020	0.025	1000
010440S075	#4-40	0.750	0.075	0.045	0.020	0.025	1000
010440S087	#4-40	0.875	0.075	0.045	0.020	0.025	1000
010440S100	#4-40	1.000	0.075	0.045	0.020	0.025	1000
010440S112	#4-40	1.125	0.075	0.045	0.020	0.025	1000
010440S118	#4-40	1.188	0.075	0.045	0.020	0.025	1000
010440S125	#4-40	1.250	0.075	0.045	0.020	0.025	1000
010440S137	#4-40	1.375	0.075	0.045	0.020	0.025	1000
010440S150	#4-40	1.500	0.075	0.045	0.020	0.025	1000
010440S162	#4-40	1.625	0.075	0.045	0.020	0.025	1000
010440S175	#4-40	1.750	0.075	0.045	0.020	0.025	1000
010448S025	#4-48	0.250	0.075	0.045	0.020	0.025	1000
010632S009	#6-32	0.094	0.100	0.055	0.025	0.028	1000
010632S012	#6-32	0.125	0.100	0.055	0.025	0.028	1000
010632S015	#6-32	0.156	0.100	0.055	0.025	0.030	1000
010632S018	#6-32	0.188	0.100	0.055	0.025	0.030	1000
010632S025	#6-32	0.250	0.100	0.055	0.025	0.030	1000
010632S031	#6-32	0.313	0.100	0.055	0.025	0.030	1000
010632S037	#6-32	0.375	0.100	0.055	0.025	0.030	1000
010632S043	#6-32	0.438	0.100	0.055	0.025	0.030	1000
010632S050	#6-32	0.500	0.100	0.055	0.025	0.030	1000
010632S056	#6-32	0.563	0.100	0.055	0.025	0.030	1000
010632S062	#6-32	0.625	0.100	0.055	0.025	0.030	1000
010632S068	#6-32	0.688	0.100	0.055	0.025	0.030	1000
010632S075	#6-32	0.750	0.100	0.055	0.025	0.030	1000
010632S087	#6-32	0.875	0.100	0.055	0.025	0.030	1000
010632S100	#6-32	1.000	0.100	0.055	0.025	0.030	1000
010632S112	#6-32	1.125	0.100	0.055	0.025	0.030	1000
010632S125	#6-32	1.250	0.100	0.055	0.025	0.030	1000
010632S150	#6-32	1.500	0.100	0.055	0.025	0.030	1000
010632S162	#6-32	1.625	0.100	0.055	0.025	0.030	1000
010632S175	#6-32	1.750	0.100	0.055	0.025	0.030	1000
010632S187	#6-32	1.875	0.100	0.055	0.025	0.030	1000
010632S200	#6-32	2.000	0.100	0.055	0.025	0.030	1000
010632S225	#6-32	2.250	0.100	0.055	0.025	0.030	1000
010640S025	#6-40	0.250	0.100	0.055	0.025	0.030	1000
010640S037	#6-40	0.375	0.100	0.055	0.025	0.030	1000

(Continued on next page >)

01S Series (continued)
Slotted Head Set Screw

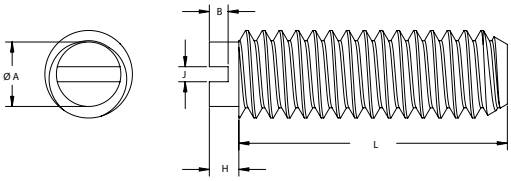

NEW

Specifications:

- Material: UL94 V-2 Nylon 6/6
- Color: Natural

Item No.	Thread	L in	ØA in	H in	J in	B in	Bulk Pack Qty
010640S075	#6-40	0.750	0.100	0.055	0.025	0.030	1000
010640S100	#6-40	1.000	0.100	0.055	0.025	0.030	1000
010832S012	#8-32	0.125	0.120	0.055	0.028	0.035	1000
010832S018	#8-32	0.188	0.120	0.055	0.028	0.035	1000
010832S025	#8-32	0.250	0.120	0.055	0.028	0.035	1000
010832S028	#8-32	0.281	0.120	0.055	0.028	0.035	1000
010832S031	#8-32	0.313	0.120	0.055	0.028	0.035	1000
010832S037	#8-32	0.375	0.120	0.055	0.028	0.035	1000
010832S043	#8-32	0.438	0.120	0.055	0.028	0.035	1000
010832S050	#8-32	0.500	0.120	0.055	0.028	0.035	1000
010832S062	#8-32	0.625	0.120	0.055	0.028	0.035	1000
010832S075	#8-32	0.750	0.120	0.055	0.028	0.035	1000
010832S087	#8-32	0.875	0.120	0.055	0.028	0.035	1000
010832S100	#8-32	1.000	0.120	0.055	0.028	0.035	1000
010832S112	#8-32	1.125	0.120	0.055	0.028	0.035	1000
010832S125	#8-32	1.250	0.120	0.055	0.028	0.035	1000
010832S137	#8-32	1.375	0.120	0.055	0.028	0.035	500
010832S150	#8-32	1.500	0.120	0.055	0.028	0.035	500
010832S175	#8-32	1.750	0.120	0.055	0.028	0.035	500
010832S187	#8-32	1.875	0.120	0.055	0.028	0.035	500
010832S200	#8-32	2.000	0.120	0.055	0.028	0.035	500
011024S012	#10-24	0.125	0.150	0.060	0.035	0.050	1000
011024S018	#10-24	0.188	0.150	0.060	0.035	0.050	1000
011024S025	#10-24	0.250	0.150	0.060	0.035	0.050	1000
011024S031	#10-24	0.313	0.150	0.060	0.035	0.050	1000
011024S037	#10-24	0.375	0.150	0.060	0.035	0.050	1000
011024S050	#10-24	0.500	0.150	0.060	0.035	0.050	1000
011024S062	#10-24	0.625	0.150	0.060	0.035	0.050	1000
011024S075	#10-24	0.750	0.150	0.060	0.035	0.050	1000
011024S100	#10-24	1.000	0.150	0.060	0.035	0.050	500
011024S125	#10-24	1.250	0.150	0.060	0.035	0.050	500
011024S150	#10-24	1.500	0.150	0.060	0.035	0.050	500
011032S012	#10-32	0.125	0.150	0.060	0.035	0.050	1000
011032S018	#10-32	0.188	0.150	0.060	0.035	0.050	1000
011032S025	#10-32	0.250	0.150	0.060	0.035	0.050	1000
011032S031	#10-32	0.313	0.150	0.060	0.035	0.050	1000
011032S037	#10-32	0.375	0.150	0.060	0.035	0.050	1000
011032S050	#10-32	0.500	0.150	0.060	0.035	0.050	1000
011032S062	#10-32	0.625	0.150	0.060	0.035	0.050	1000
011032S075	#10-32	0.750	0.150	0.060	0.035	0.050	500
011032S081	#10-32	0.813	0.150	0.060	0.035	0.050	500
011032S087	#10-32	0.875	0.150	0.060	0.035	0.050	500
011032S100	#10-32	1.000	0.150	0.060	0.035	0.050	1000
011032S106	#10-32	1.063	0.150	0.060	0.035	0.050	500
011032S125	#10-32	1.250	0.150	0.060	0.035	0.050	500
011032S150	#10-32	1.500	0.150	0.060	0.035	0.050	500
011032S175	#10-32	1.750	0.150	0.060	0.035	0.050	500
011032S200	#10-32	2.000	0.150	0.060	0.035	0.050	500
012520S025	1/4-20	0.250	0.175	0.080	0.040	0.060	1000
012520S031	1/4-20	0.313	0.175	0.080	0.040	0.060	1000
012520S037	1/4-20	0.375	0.175	0.080	0.040	0.060	1000
012520S050	1/4-20	0.500	0.175	0.080	0.040	0.060	1000
012520S062	1/4-20	0.625	0.175	0.080	0.040	0.060	500
012520S075	1/4-20	0.750	0.175	0.080	0.040	0.060	500
012520S087	1/4-20	0.875	0.175	0.080	0.040	0.060	500
012520S100	1/4-20	1.000	0.175	0.080	0.040	0.060	1000
012520S125	1/4-20	1.250	0.175	0.080	0.040	0.060	500
012520S150	1/4-20	1.500	0.175	0.080	0.040	0.060	500
012520S175	1/4-20	1.750	0.175	0.080	0.040	0.060	500
012520S200	1/4-20	2.000	0.175	0.080	0.040	0.060	500
012520S250	1/4-20	2.500	0.175	0.080	0.040	0.060	500
012528S018	1/4-28	0.188	0.175	0.080	0.040	0.060	1000
012528S025	1/4-28	0.250	0.175	0.080	0.040	0.060	1000
012528S031	1/4-28	0.313	0.175	0.080	0.040	0.060	500
012528S037	1/4-28	0.375	0.175	0.080	0.040	0.060	1000
012528S062	1/4-28	0.625	0.175	0.080	0.040	0.060	500
012528S075	1/4-28	0.750	0.175	0.080	0.040	0.060	500
012528S100	1/4-28	1.000	0.175	0.080	0.040	0.060	500
0137516S050	3/8-16	0.500	0.285	0.086	0.054	0.081	500
0137516S062	3/8-16	0.625	0.285	0.086	0.054	0.081	500
0137524S031	3/8-24	0.313	0.285	0.086	0.054	0.081	1000
0137524S041	3/8-24	0.422	0.285	0.086	0.054	0.081	500
0131224S081	5/16-24	0.813	0.246	0.078	0.051	0.078	500

THREADED STUDS AND RODS

01G/50R Series
Slotted Grub Set Screw

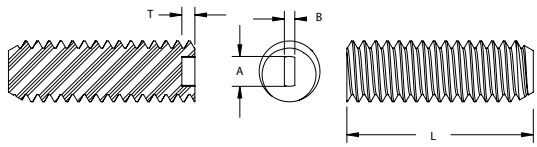

NEW

Specifications:
- Material: UL94 V-2 Nylon 6/6
- Color: Natural

Imperial

Item No.	Thread	L in	A in	B in	T in	Bulk Pack Qty
010632G009	#6-32	0.094	0.080	0.025	0.030	1000
010632G012	#6-32	0.125	0.080	0.025	0.030	1000
010632G015	#6-32	0.156	0.080	0.025	0.030	1000
010632G018	#6-32	0.188	0.080	0.025	0.030	1000
010632G025	#6-32	0.250	0.080	0.025	0.030	1000
010632G031	#6-32	0.313	0.080	0.025	0.030	1000
010632G037	#6-32	0.375	0.080	0.025	0.030	1000
010632G043	#6-32	0.438	0.080	0.025	0.030	1000
010632G050	#6-32	0.500	0.080	0.025	0.030	1000
010632G056	#6-32	0.563	0.080	0.025	0.030	1000
010632G062	#6-32	0.625	0.080	0.025	0.030	1000
010632G068	#6-32	0.688	0.080	0.025	0.030	1000
010632G075	#6-32	0.750	0.080	0.025	0.030	1000
010632G087	#6-32	0.875	0.080	0.025	0.030	1000
010632G100	#6-32	1.000	0.080	0.025	0.030	1000
010632G112	#6-32	1.125	0.080	0.025	0.030	1000
010632G125	#6-32	1.250	0.080	0.025	0.030	1000
010632G150	#6-32	1.500	0.080	0.025	0.030	1000
010632G162	#6-32	1.625	0.080	0.025	0.030	1000
010632G175	#6-32	1.750	0.080	0.025	0.030	1000
010632G187	#6-32	1.875	0.080	0.025	0.030	1000
010640G025	#6-40	0.250	0.080	0.025	0.030	1000
010640G037	#6-40	0.375	0.080	0.025	0.030	1000
010640G075	#6-40	0.750	0.080	0.025	0.030	1000
010640G100	#6-40	1.000	0.080	0.025	0.030	1000
010832G012	#8-32	0.125	0.080	0.028	0.035	1000
010832G018	#8-32	0.188	0.080	0.028	0.035	1000
010832G025	#8-32	0.250	0.080	0.028	0.035	1000
010832G028	#8-32	0.281	0.080	0.028	0.035	1000
010832G031	#8-32	0.313	0.080	0.028	0.035	1000
010832G037	#8-32	0.375	0.080	0.028	0.035	1000
010832G043	#8-32	0.438	0.080	0.028	0.035	1000
010832G050	#8-32	0.500	0.080	0.028	0.035	1000
010832G062	#8-32	0.625	0.080	0.028	0.035	1000
010832G075	#8-32	0.750	0.080	0.028	0.035	1000
010832G087	#8-32	0.875	0.080	0.028	0.035	1000
010832G100	#8-32	1.000	0.080	0.028	0.035	1000
010832G112	#8-32	1.125	0.080	0.028	0.035	1000
010832G125	#8-32	1.250	0.080	0.028	0.035	1000
010832G137	#8-32	1.375	0.080	0.028	0.035	500
010832G150	#8-32	1.500	0.080	0.028	0.035	500
010832G175	#8-32	1.750	0.080	0.028	0.035	500
010832G187	#8-32	1.875	0.080	0.028	0.035	500
010832G200	#8-32	2.000	0.080	0.028	0.035	500
011024G012	#10-24	0.125	0.130	0.035	0.050	1000
011024G018	#10-24	0.188	0.130	0.035	0.050	1000
011024G025	#10-24	0.250	0.130	0.035	0.050	1000
011024G031	#10-24	0.313	0.130	0.035	0.050	1000
011024G037	#10-24	0.375	0.130	0.035	0.050	1000
011024G050	#10-24	0.500	0.130	0.035	0.050	1000
011024G062	#10-24	0.625	0.130	0.035	0.050	1000
011024G075	#10-24	0.750	0.130	0.035	0.050	1000
011024G100	#10-24	1.000	0.130	0.035	0.050	500

Item No.	Thread	L in	A in	B in	T in	Bulk Pack Qty
011024G125	#10-24	1.250	0.130	0.035	0.050	500
011024G150	#10-24	1.500	0.130	0.035	0.050	500
011032G012	#10-32	0.125	0.130	0.035	0.050	1000
011032G018	#10-32	0.188	0.130	0.035	0.050	1000
011032G025	#10-32	0.250	0.130	0.035	0.050	1000
011032G031	#10-32	0.313	0.130	0.035	0.050	1000
011032G037	#10-32	0.375	0.130	0.035	0.050	1000
011032G043	#10-32	0.438	0.130	0.035	0.050	1000
011032G050	#10-32	0.500	0.130	0.035	0.050	1000
011032G062	#10-32	0.625	0.130	0.035	0.050	1000
011032G075	#10-32	0.750	0.130	0.035	0.050	500
011032G081	#10-32	1.188	0.130	0.035	0.050	500
011032G087	#10-32	0.875	0.130	0.035	0.050	500
011032G100	#10-32	1.000	0.130	0.035	0.050	500
011032G125	#10-32	1.250	0.130	0.035	0.050	500
011032G150	#10-32	1.500	0.130	0.035	0.050	500
011032G175	#10-32	1.750	0.130	0.035	0.050	500
011032G200	#10-32	2.000	0.130	0.035	0.050	500
012520G025	1/4-20	0.250	0.160	0.040	0.060	1000
012520G031	1/4-20	0.313	0.160	0.040	0.060	1000
012520G037	1/4-20	0.375	0.160	0.040	0.060	1000
012520G050	1/4-20	0.500	0.160	0.040	0.060	500
012520G062	1/4-20	0.625	0.160	0.040	0.060	1000
012520G075	1/4-20	0.750	0.160	0.040	0.060	500
012520G087	1/4-20	0.875	0.160	0.040	0.060	500
012520G100	1/4-20	1.000	0.160	0.040	0.060	500
012520G125	1/4-20	1.250	0.160	0.040	0.060	500
012520G150	1/4-20	1.500	0.160	0.040	0.060	500
012520G175	1/4-20	1.750	0.160	0.040	0.060	500
012520G200	1/4-20	2.000	0.160	0.040	0.060	500
012520G250	1/4-20	2.500	0.160	0.040	0.060	500
012528G018	1/4-20	0.188	0.160	0.040	0.060	500
012528G025	1/4-20	0.250	0.160	0.040	0.060	500
012528G037	1/4-20	0.375	0.160	0.040	0.060	1000
012528G062	1/4-20	0.625	0.160	0.040	0.060	500
012528G075	1/4-20	0.750	0.160	0.040	0.060	500
012528G100	1/4-20	1.000	0.160	0.040	0.060	500
0131218G050	5/16-18	0.500	0.200	0.057	0.085	500
0131218G075	5/16-18	0.750	0.200	0.057	0.085	500
0131218G100	5/16-18	1.000	0.200	0.057	0.085	500
0137516G050	3/8-16	0.500	0.264	0.064	0.100	500
0137516G075	3/8-16	0.750	0.264	0.064	0.100	500
0137516G100	3/8-16	1.000	0.264	0.064	0.100	500
0137524G050	3/8-24	0.500	0.264	0.064	0.100	500
0150013G050	1/2-13	0.500	0.350	0.075	0.130	500
0150013G075	1/2-13	0.750	0.350	0.075	0.130	500
0150013G100	1/2-13	1.000	0.350	0.075	0.130	500
0162511G050	5/8-11	0.500	0.460	0.096	0.160	500
0162511G075	5/8-12	0.750	0.460	0.096	0.160	500
0162511G100	5/8-13	1.000	0.460	0.096	0.160	500
0162511G150	5/8-11	1.500	0.460	0.096	0.160	500
0110008G062	1-8	0.625	0.516	0.115	0.178	500

Metric

Item No.	Thread	L mm	A mm	B mm	T in	Bulk Pack Qty
50M040070R003	M4 x .7	3.0	2.0	0.64	0.76	1000
50M040070R004	M4 x .7	4.0	2.0	0.64	0.76	1000
50M040070R006	M4 x .7	6.0	2.0	0.64	0.76	1000
50M040070R008	M4 x .7	8.0	2.0	0.64	0.76	1000
50M040070R010	M4 x .7	10.0	2.0	0.64	0.76	1000
50M040070R012	M4 x .7	12.0	2.0	0.64	0.76	1000
50M040070R016	M4 x .7	16.0	2.0	0.64	0.76	1000
50M040070R020	M4 x .7	20.0	2.0	0.64	0.76	1000
50M040070R025	M4 x .7	25.0	2.0	0.64	0.76	1000
50M040070R030	M4 x .7	30.0	2.0	0.64	0.76	500
50M040070R035	M4 x .7	35.0	2.0	0.64	0.76	500
50M040070R040	M4 x .7	40.0	2.0	0.64	0.76	500
50M050080R006	M5 x .8	6.0	3.3	0.89	1.3	1000
50M050080R008	M5 x .8	8.0	3.3	0.89	1.3	1000
50M050080R010	M5 x .8	10.0	3.3	0.89	1.3	1000
50M050080R012	M5 x .8	12.0	3.3	0.89	1.3	1000
50M050080R013	M5 x .8	13.0	3.3	0.89	1.3	1000
50M050080R016	M5 x .8	16.0	3.3	0.89	1.3	1000
50M050080R020	M5 x .8	20.0	3.3	0.89	1.3	1000
50M050080R025	M5 x .8	25.0	3.3	0.89	1.3	500
50M050080R030	M5 x .8	30.0	3.3	0.89	1.3	500
50M050080R040	M5 x .8	40.0	3.3	0.89	1.3	1000
50M060100R005	M6 x 1.0	5.0	4.1	1.0	1.5	1000
50M060100R008	M6 x 1.0	8.0	4.1	1.0	1.5	1000
50M060100R010	M6 x 1.0	10.0	4.1	1.0	1.5	500
50M060100R012	M6 x 1.0	12.0	4.1	1.0	1.5	500
50M060100R016	M6 x 1.0	16.0	4.1	1.0	1.5	500
50M060100R020	M6 x 1.0	20.0	4.1	1.0	1.5	500

Item No.	Thread	L mm	A mm	B mm	T in	Bulk Pack Qty
50M060100R022	M6 x 1.0	22.0	4.1	1.0	1.5	500
50M060100R025	M6 x 1.0	25.0	4.1	1.0	1.5	500
50M060100R030	M6 x 1.0	30.0	4.1	1.0	1.5	500
50M060100R035	M6 x 1.0	35.0	4.1	1.0	1.5	500
50M060100R045	M6 x 1.0	45.0	4.1	1.0	1.5	500
50M060100R050	M6 x 1.0	50.0	4.1	1.0	1.5	500
50M060100R060	M6 x 1.0	60.0	4.1	1.0	1.5	500
50M060100R070	M6 x 1.0	70.0	4.1	1.0	1.5	500
50M060100R075	M6 x 1.0	75.0	4.1	1.0	1.5	500
50M080125R008	M8 x 1.25	8.0	5.1	1.6	2.2	500
50M080125R010	M8 x 1.25	10.0	5.1	1.6	2.2	500
50M080125R016	M8 x 1.25	16.0	5.1	1.6	2.2	500
50M080125R020	M8 x 1.25	20.0	5.1	1.6	2.2	500
50M080125R025	M8 x 1.25	25.0	5.1	1.6	2.2	500
50M080125R030	M8 x 1.25	30.0	5.1	1.6	2.2	500
50M080125R035	M8 x 1.25	35.0	5.1	1.6	2.2	500
50M080125R050	M8 x 1.25	50.0	5.1	1.6	2.2	500
50M100150R010	M10 x 1.5	10.0	6.6	1.5	2.5	500
50M100150R013	M10 x 1.5	13.0	6.6	1.5	2.5	500
50M100150R016	M10 x 1.5	16.0	6.6	1.5	2.5	500
50M100150R019	M10 x 1.5	19.0	6.6	1.5	2.5	500
50M100150R020	M10 x 1.5	20.0	6.6	1.5	2.5	500
50M100150R025	M10 x 1.5	25.0	6.6	1.5	2.5	500
50M100150R030	M10 x 1.5	30.0	6.6	1.5	2.5	500
50M100150R035	M10 x 1.5	35.0	6.6	1.5	2.5	500
50M100150R050	M10 x 1.5	50.0	6.6	1.5	2.5	500
50M100150R060	M10 x 1.5	60.0	6.6	1.5	2.5	500

THREADED STUDS AND RODS

38SD Series
Threaded Studs

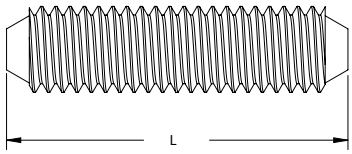

NEW

Specifications:
- Material: UL94 V-2 Nylon 6/6
- Color: Natural

Item No.	Thread	L in	Bulk Pack Qty
3801032075SD	#10-32	0.750	1000
3801032100SD	#10-32	1.000	500
3801032150SD	#10-32	1.500	500
3801032200SD	#10-32	2.000	500
3801032250SD	#10-32	2.500	500
3825020075SD	1/4-20	0.750	500
3825020100SD	1/4-20	1.000	1000
3825020150SD	1/4-20	1.500	500
3825020200SD	1/4-20	2.000	1000
3825020250SD	1/4-20	2.500	500
3825020300SD	1/4-20	3.000	500
3831218100SD	5/16-18	1.000	500
3831218150SD	5/16-18	1.500	500
3831218200SD	5/16-18	2.000	500
3831218250SD	5/16-18	2.500	500
3831218300SD	5/16-18	3.000	500
3837516100SD	3/8-16	1.000	500
3837516150SD	3/8-16	1.500	1000
3837516200SD	3/8-16	2.000	500
3837516250SD	3/8-16	2.500	500
3837516300SD	3/8-16	3.000	500
3837516400SD	3/8-16	4.000	500
3850013150SD	1/2-13	1.500	500
3850013200SD	1/2-13	2.000	250

38TR Series
Nylon Threaded Rod



NEW

Specifications:
- Material: UL94 V-2 Nylon 6/6
- Color: Natural

Features:
- Easily cut to size
- Resistant to most chemicals, electrically insulating, non-magnetic, lightweight, low thermal conductivity, vibration and abrasion resistant
- Custom lengths available by special order

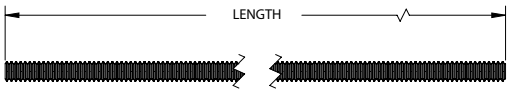

Imperial

Item No.			Thread	Pack Qty
2 Ft Length	4 Ft Length	6 Ft Length		
3800440TR-2FT	3800440TR-4FT	3800440TR-6FT	#4-40	1
3800632TR-2FT	3800632TR-4FT	3800632TR-6FT	#6-32	1
3800832TR-2FT	3800832TR-4FT	3800832TR-6FT	#8-32	1
3801024TR-2FT	3801024TR-4FT	3801024TR-6FT	#10-24	1
3801032TR-2FT	3801032TR-4FT	3801032TR-6FT	#10-32	1
3825020TR-2FT	3825020TR-4FT	3825020TR-6FT	1/4-20	1
3831218TR-2FT	3831218TR-4FT	3831218TR-6FT	5/16-18	1
3837516TR-2FT	3837516TR-4FT	3837516TR-6FT	3/8-16	1
3850013TR-2FT	3850013TR-4FT	3850013TR-6FT	1/2-13	1
3862511TR-2FT	3862511TR-4FT	3862511TR-6FT	5/8-11	1
3875010TR-2FT	3875010TR-4FT	3875010TR-6FT	3/4-10	1
3887509TR-2FT	3887509TR-4FT	3887509TR-6FT	7/8-9	1
3810008TR-2FT	3810008TR-4FT	3810008TR-6FT	1-8	1

Metric

Item No.	Thread	Pack Qty
1 Meter Length		
38M030050TR	M3 x 0.5	1
38M040070TR	M4 x 0.7	1
38M050080TR	M5 x 0.8	1
38M060100TR	M6 x 1.0	1
38M080125TR	M8 x 1.25	1

PLASTIC NUTS

04HN Series
Standard Hex Nuts

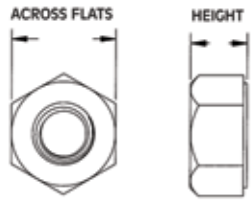

NEW

Specifications:
- Material: UL94 V-2 Nylon 6/6
- Acetal available by special order
- Color: Natural

Imperial

Item No.	Thread	Across Flats in	Across Flats mm	Height in	Height mm	Bulk Pack Qty
0400256HN	#2-56	0.180	4.6	0.070	1.8	1000
0400256HNS	#2-56	0.180	4.6	0.090	2.3	1000
0400348HN	#3-48	0.180	4.6	0.070	1.8	1000
0400440HN	#4-40	0.250	6.4	0.100	2.5	1000
0400440HNS	#4-40	0.250	6.4	0.124	3.2	1000
0400632HN	#6-32	0.305	7.8	0.120	3.1	1000
0400632HNS	#6-32	0.305	7.8	0.146	3.7	1000
0400640HN	#6-40	0.305	7.8	0.120	3.1	1000
0400832HN	#8-32	0.335	8.5	0.130	3.3	1000
0400832HNS	#8-32	0.340	8.6	0.170	4.3	1000
0401024HN	#10-24	0.365	9.3	0.135	3.4	1000
0401024HNS	#10-24	0.365	9.3	0.196	5.0	1000
0401032HN	#10-32	0.365	9.3	0.135	3.4	1000
0401032HNS	#10-32	0.365	9.4	0.196	5.0	1000
0401224HN	#12-24	0.425	10.8	0.207	5.3	1000
0425020HN	1/4-20	0.425	10.8	0.235	6.0	1000
0425020HNS	1/4-20	0.425	10.8	0.258	6.6	1000

Item No.	Thread	Across Flats in	Across Flats mm	Height in	Height mm	Bulk Pack Qty
0425028HN	1/4-28	0.425	10.8	0.235	6.0	1000
0431218HN	5/16-18	0.500	12.7	0.270	6.9	500
0431224HN	5/16-24	0.500	12.7	0.270	6.9	500
0437516HN	3/8-16	0.560	14.2	0.330	8.4	500
0437524HN	3/8-24	0.560	14.2	0.330	8.4	500
0437532HN	3/8-32	0.560	14.2	0.330	8.4	500
0443714HN	7/16-14	0.685	17.4	0.380	9.7	500
0443720HN	7/16-20	0.685	17.4	0.380	9.7	1000
0450013HN	1/2-13	0.750	19.1	0.430	10.9	1000
0450020HN	1/2-210	0.750	19.1	0.430	10.9	500
0462511HN	5/8-11	0.925	23.4	0.550	14.0	250
0462518HN	5/8-18	0.925	23.5	0.550	14.0	500
0468727HN	11/16-27	1.000	25.4	0.250	6.4	500
0475010HN	3/4-10	1.100	27.9	0.640	16.3	250
0487509HN	7/8-9	1.280	32.5	0.750	19.1	500
0410008HN	1-8	1.480	37.3	0.870	22.1	500

Metric

Item No.	Thread mm	Across Flats mm	Height mm	Bulk Pack Qty
04M020040HN	M2 x 0.4	3.9	1.2	1000
04M025045HN	M2.5 x 0.45	4.9	1.8	1000
04M030050HN	M3 x 0.5	5.4	2.2	1000
04M035060HN	M3.5 x 0.6	6.9	2.7	1000
04M040070HN	M4 x 0.7	6.9	3.0	1000

Item No.	Thread mm	Across Flats mm	Height mm	Bulk Pack Qty
04M050080HN	M5 x 0.8	7.9	4.3	1000
04M060100HN	M6 x 1.00	10.0	5.4	1000
04M080125HN	M8 x 1.25	12.9	6.4	500
04M100150HN	M10 x 1.50	14.8	9.8	1000
04M120175HN	M12 x 1.75	17.7	10.5	1000

04HNPC
Polycarbonate Hex Nut

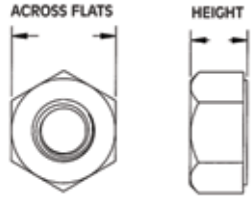

NEW

Specifications:
- Material: Polycarbonate
- Color: Transparent

Features:
- Polycarbonate has better impact and deflection temperature than Nylon
- Can be used with Polycarbonate screws for a transparent fastening

Item No.	Thread	Across Flats in	Across Flats mm	Height in	Height mm	Bulk Pack Qty
0400440HNPC	#4-40	0.250	6.4	0.100	2.5	1000
0400632HNPC	#6-32	0.305	7.8	0.120	3.1	1000
0400832HNPC	#8-32	0.335	8.5	0.130	3.3	1000
0401032HNPC	#10-32	0.365	9.3	0.135	3.4	1000

184 Series
PEEK® Hex Nuts



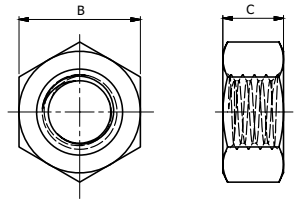

Specifications:
- Material: UL94 V-0 PEEK®
- Color: Light Brown

Features:
- Heat Resistant up to 350°F
- Excellent mechanical and chemical resistance properties
- High abrasion resistance
- Resistant to water

Item No.	Thread	B mm	C mm	Bulk Pack Qty
184020070409	M2.6 x 0.45	5.0	2.0	25
184030070409	M3 x 0.5	5.5	2.4	25
184040070409	M4 x 0.7	7.0	3.2	25
184050070409	M5 x 0.8	8.0	4.0	25
184060070409	M6 x 1.00	10.0	5.0	25
184080070409	M8 x 1.25	13.0	6.5	25
184100070409	M10 x 1.50	17.0	8.0	25

04HNDIN34814
Metric Hex Nut DIN 34814

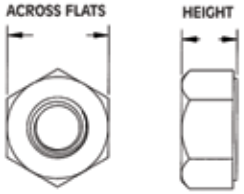

NEW

Specifications:
- Material: UL94 V-2 Nylon 6/6
- Color: Natural

Features:
- Conformable with DIN 34814

Item No.	Thread	Across Flats Max mm	Across Flats Min mm	Height Max mm	Height Min mm	Bulk Pack Qty
04M030050HNDIN34814	M3 x 0.5	5.5	5.3	2.4	2.2	1000
04M040070HNDIN34814	M4 x 0.7	7.0	6.8	3.2	2.9	1000
04M050080HNDIN34814	M5 x 0.8	8.0	7.8	4.7	4.4	1000
04M060100HNDIN34814	M6 x 1.0	10.0	9.8	5.2	4.9	1000
04M080125HNDIN34814	M8 x 1.25	13.0	12.7	6.8	6.4	500
04M100150HNDIN34814	M10 x 1.50	16.0	15.7	8.4	8.0	1000
04M120175HNDIN34814	M12 x 1.75	18.0	17.7	10.8	10.4	1000
04M160200HNDIN34814	M16 x 2.00	24.0	23.7	14.8	14.1	1000

07LN Series
Lock Nuts

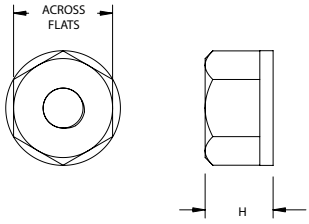

NEW

Specifications:
- Material: UL94 V-2 Nylon 6/6
- Acetal available by special order
- Color: Natural

Features:
- Designed for use with steel screws

Imperial

Item No.	Thread	Across Flats in	Across Flats mm	H in	H mm	OD in	OD mm	Bulk Pack Qty
0700256LN	#2-56	0.180	4.6	0.140	3.6	0.205	5.2	1000
0700440LN	#4-40	0.250	6.4	0.180	4.6	0.285	7.2	1000
0700632LN	#6-32	0.305	7.8	0.200	5.1	0.350	8.9	1000
0700832LN	#8-32	0.335	8.5	0.230	5.8	0.385	9.8	1000
0701024LN	#10-24	0.365	9.3	0.250	6.4	0.425	10.8	1000
0701032LN	#10-32	0.365	9.3	0.250	6.4	0.425	10.8	1000
0725020LN	1/4-20	0.425	10.8	0.275	7.0	0.510	13.0	1000
0725028LN	1/4-28	0.425	10.8	0.275	7.0	0.510	13.0	1000

Metric

Item No.	Thread mm	Across Flats mm	H mm	Bulk Pack Qty
07M060100LN	M6 x 1.0	10.9	6.7	1000

17SLN Series
Self-Threading Lock Nuts

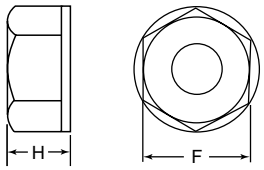

NEW

Specifications:
- Material: UL94 V-2 Nylon 6/6
- Acetal available by special order
- Color: Natural

Features:
- Designed for use with steel bolts
- Threads are created when assembled to ensure a snug fit
- Ideal for applications seeing vibration or movement
- Resistant to corrosion, oil, abrasion and most chemicals

Item No.	For Use With Screw size	F in	H in	Bulk Pack Qty
0700256SLN	#2-56	0.180	0.140	1000
0700440SLN	#4-40	0.250	0.200	1000
0700632SLN	#6-32	0.305	0.200	1000
0700832SLN	#8-32	0.335	0.230	1000
0701024SLN	#10-24	0.365	0.250	1000
0701032SLN	#10-32	0.365	0.250	1000
0725020SLN	1/4-20	0.425	0.275	1000

PLASTIC NUTS

04HJN Series
Hex Jam Nut

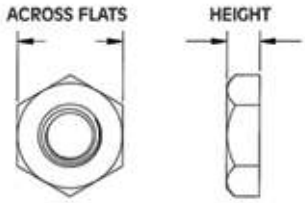

NEW

Specifications:
- Material: UL94 V-2 Nylon 6/6
- Color: Natural

Features:
- Can be used to run up against a hex nut locking it in place
- Can be used for leveling

Item No.	Thread	Across Flats in	Across Flats mm	Height in	Height mm	Bulk Pack Qty
0425020HJN	1/4-20	0.437	11.1	0.158	4.0	1000
0431218HJN	5/16-18	0.500	12.7	0.190	4.8	1000
0431224HJN	5/16-24	0.500	12.7	0.190	4.8	1000
0437516HJN	3/8-16	0.500	12.7	0.125	3.2	1000
0437524HJN	3/8-24	0.500	12.7	0.125	3.2	1000
0437532HJN	3/8-32	0.500	12.7	0.125	3.2	1000
0437516HHJN	3/8-16	0.670	17.0	0.219	5.6	1000
0443714HJN	7/16-14	0.687	17.5	0.375	9.5	1000
0443720HJN	7/16-20	0.687	17.5	0.250	6.4	1000
0446832HJN	15/32-32	0.625	15.9	0.125	3.2	1000
0450013HJN	1/2-13	0.687	17.5	0.220	5.6	1000
0450020HJN	1/2-20	0.687	17.5	0.220	5.6	1000

Item No.	Thread	Across Flats in	Across Flats mm	Height in	Height mm	Bulk Pack Qty
0450024HJN	1/2-24	0.687	17.5	0.220	5.6	1000
0450028HJN	1/2-28	0.660	16.8	0.125	3.2	1000
0456218HJN	9/16-18	0.750	19.1	0.250	6.4	1000
0456224HJN	9/16-24	0.750	19.1	0.250	6.4	1000
0462511HJN	5/8-11	0.937	23.8	0.375	9.5	500
0462518HJN	5/8-18	0.937	23.8	0.375	9.5	500
0475010HJN	3/4-10	1.120	28.5	0.250	6.4	500
0475016HJN	3/4-16	1.120	28.5	0.250	6.4	500
0475027HJN	3/4-27	1.000	25.4	0.125	3.2	1000
0487514HJN	7/8-14	1.250	31.8	0.340	8.6	250
0487520HJN	7/8-20	1.000	25.4	0.125	3.2	1000
0410008HJN	1-8	1.480	37.6	0.410	10.4	250

04PJN Series
NPT Hex Jam Nut

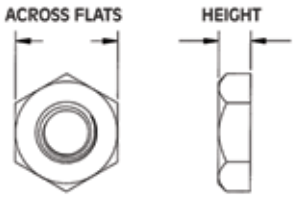

NEW

Specifications:
- Material: UL94 V-2 Nylon 6/6
- Color: Natural

Item No.	Thread	Across Flats in	Across Flats mm	Height in	Height mm	Bulk Pack Qty
0412527PJN	1/8-27	0.560	14.2	0.110	2.8	1000
0425018PJN	1/4-18	0.740	18.8	0.187	4.8	500
0437518PJN	3/8-18	1.000	25.4	0.280	7.1	500
0450014PJN	1/2-14	1.250	31.8	0.340	8.6	250
0475014PJN	3/4-14	1.480	37.6	0.410	10.4	250

04SJN Series
NPS Hex Jam Nut

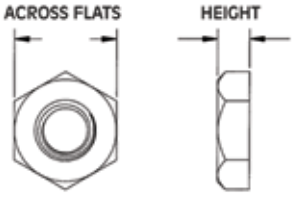

NEW

Specifications:
- Material: UL94 V-2 Nylon 6/6
- Color: Natural

Item No.	Thread	Across Flats in	Across Flats mm	Height in	Height mm	Bulk Pack Qty
0425018SJN	1/4-18	0.687	17.5	0.225	5.7	500
0437518SJN	3/8-18	1.000	25.4	0.280	7.1	500
0450014SJN	1/2-14	1.250	31.8	0.340	8.6	500
0475014SJN	3/4-14	1.480	37.6	0.410	10.4	250

04PJN
NPT Washer Face Hex Jam Nut

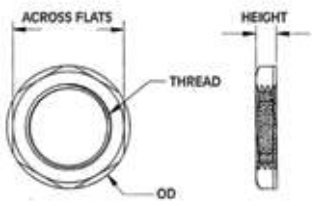

NEW

Specifications:
- Material: UL94 V-2 Nylon 6/6
- Color: Natural

Item No.	Thread	OD in	OD mm	Across Flats in	Across Flats mm	Height in	Height mm	Bulk Pack Qty
0410011PJN	1-11-1/2	1.844	46.8	1.656	42.1	0.313	7.9	250
0412511PJN	1-1/4-11-1/2	2.344	59.5	2.125	54.0	0.375	9.5	250

04HFN Series
Hex Flange Nut

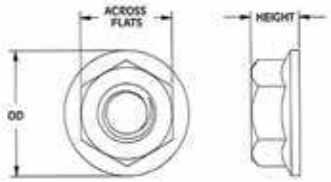

NEW

Specifications:
- Material: UL94 V-2 Nylon 6/6
- Color: Natural

Imperial

Item No.	Thread	OD		Across Flats		Height		Bulk Pack Qty
		in	mm	in	mm	in	mm	
0401032HFN	10-32	0.492	120.5	0.364	9.3	0.208	5.3	1000
0425020HFN	1/4-20	0.582	14.8	0.428	10.9	0.226	5.7	1000
0425028HFN	1/4-28	0.582	14.8	0.428	10.9	0.226	5.7	1000
0462511HFN	5/8-11	1.265	32.1	0.930	23.6	0.557	14.1	1000

Metric

Item No.	Thread	OD	Across Flats	Height	Bulk Pack Qty
		mm	mm	mm	
04M030050WFHN	M3 x 0.5	6.6	5.5	3.1	1000
04M040070WFHN	M4 x 0.7	8.8	7.0	3.4	1000
04M050080WFHN	M5 x 0.8	9.8	7.9	5.2	1000
04M060100WFHN	M6 x 1.00	13.0	10.0	6.0	1000
04M080125WFHN	M8 x 1.25	17.0	13.0	8.0	1000
04M100150WFHN	M10 x 1.50	22.0	16.0	10.0	1000

Item No.	Thread	OD	Across Flats	Height	Bulk Pack Qty
		mm	mm	mm	
04M120175WFHN	M12 x 1.75	27.0	19.0	14.5	1000
04M160150WFHN	M16 x 1.50	22.0	18.9	6.7	1000
04M160200WFHN	M16 x 2.00	39.0	24.0	19.5	1000
04M200150WFHN	M20 x 1.50	27.0	22.9	8.0	1000
04M250150WFHN	M25 x 1.50	32.0	27.9	9.0	1000
04M320150WFHN	M32 x 1.50	42.0	36.5	9.0	1000

04HDN Series
Dress Nut

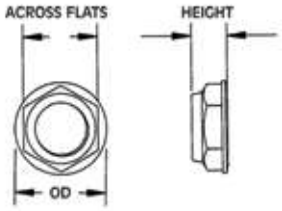

NEW

Specifications:
- Material: UL94 V-2 Nylon 6/6
- Color: Natural

Features:
- The aesthetic contour of the nut includes a washer that gives a finished look to panel fronts

Item No.	Thread	OD		Across Flats		Height		Bulk Pack Qty
		in	mm	in	mm	in	mm	
0437532HDN	3/8-32	0.615	15.6	0.500	12.7	0.245	6.2	1000

08TNA/08MTN Series
Knurled Thumb Nuts

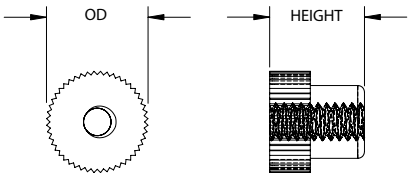

NEW

Specifications:
- Material: UL94 V-2 Nylon 6/6
- Color: Natural

Imperial

Item No.	Thread	OD		Height		Bulk Pack Qty
		in	mm	in	mm	
0800440TNA	#4-40	0.300	7.6	0.280	7.1	1000
0800632TNA	#6-32	0.360	9.1	0.275	7.0	1000
0800832TNA	#8-32	0.425	10.8	0.305	7.8	1000
0801024TNA	#10-24	0.425	10.8	0.325	8.3	1000
0801032TNA	#10-32	0.425	10.8	0.325	8.3	1000
0825020TNA	1/4-20	0.540	13.7	0.365	9.3	500
0831218TNA	5/16-18	0.615	15.6	0.385	9.8	1000
0837516TNA	3/8-16	0.687	17.5	0.430	10.9	1000
0850013TNA	1/2-13	0.750	19.1	0.468	11.9	500

Metric

Item No.	Thread	OD	Height	Bulk Pack Qty
		mm	mm	
08M040070TN	M4	10.8	7.8	1000

PLASTIC NUTS

05CN Series
Cap Nuts



NEW

Specifications:
- Material: UL94 V-2 Nylon 6/6
- Acetal available by special order
- Color: See Table

Features:
- Encloses external thread
- Gives a finished appearance

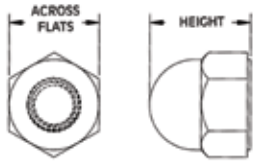

Imperial

Item No.			Across Flats		Height		Bulk Pack Qty
Natural	Black	Thread	in	mm	in	mm	
0500440CN	0500440CNB	#4-40	0.250	6.4	0.280	7.1	1000
0500632CN	0500632CNB	#6-32	0.305	7.8	0.345	8.8	1000
0500832CN	0500832CNB	#8-32	0.330	8.4	0.375	9.5	1000
0501024CN	0501024CNB	#10-24	0.365	9.3	0.400	10.2	1000
0501032CN	0501032CNB	#10-32	0.365	9.3	0.400	10.2	1000
0525018CN	0525018CNB	1/4-18	0.750	19.1	0.810	20.6	500
0525020CN	0525020CNB	1/4-20	0.425	10.8	0.475	12.1	500
0525028CN	0525028CNB	1/4-28	0.425	10.8	0.475	12.1	500
0531218CN	0531218CNB	5/16-18	0.500	12.7	0.530	13.5	500
0531224CN	0531224CNB	5/16-24	0.500	12.7	0.530	13.5	500
0537516CN	0537516CNB	3/8-16	0.565	14.4	0.620	15.7	1000
0537524CN	0537524CNB	3/8-24	0.565	14.4	0.620	15.7	1000
0537532CN	0537532CNB	3/8-32	0.565	14.4	0.620	15.7	500
0543714CN	0543714CNB	7/16-14	0.750	19.1	0.810	20.6	500
0550013CN	0550013CNB	1/2-13	0.750	19.1	0.810	20.6	500
0550020CN	0550020CNB	1/2-20	0.750	19.1	0.810	20.6	500
0562511CN	0562511CNB	5/8-11	0.935	23.8	0.970	24.6	250

Metric

Item No.	Thread	Across Flats mm	Height mm	Bulk Pack Qty
05M040070CN	M4 x 0.7	7.0	8.0	1000
05M050080CN	M5 x 0.8	8.0	10.0	1000
05M060100CN	M6 x 1.00	10.0	12.0	1000
05M080125CN	M8 x 1.25	13.0	15.0	1000
05M100150CN	M10 x 1.50	17.0	18.0	500
05M120175CN	M12 x 1.75	18.9	20.5	500
05M160200CN	M16 x 2.0	23.7	24.8	250
05M200250CN	M20 x 2.5	26.7	29.1	1000

05LCN Series
Locking Cap Nut

NEW

Specifications:
- Material: UL94 V-2 Nylon 6/6
- Acetal available by special order
- Color: See Table

Features:
- Molded-in locking thread for applications which require higher torque or a more secure assembly

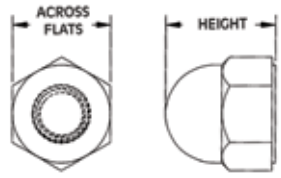

Imperial

Item No.			Across Flats		Height		Bulk Pack Qty
Natural	Black	Thread	in	mm	in	mm	
0500440LCN	0500440LCNB	#4-40	0.250	6.4	0.280	7.1	500
0500632LCN	0500632LCNB	#6-32	0.305	7.8	0.345	8.8	500
0500832LCN	0500832LCNB	#8-32	0.330	8.4	0.375	9.5	500
0501024LCN	0501024LCNB	#10-24	0.365	9.3	0.400	10.2	500
0501032LCN	0501032LCNB	#10-32	0.365	9.3	0.400	10.2	500
0525020LCN	0525020LCNB	1/4-20	0.425	10.8	0.475	12.1	500
0531218LCN	0531218LCNB	5/16-18	0.500	12.7	0.530	13.5	500
0537516LCN	0537516LCNB	3/8-16	0.565	14.3	0.620	15.7	500

Metric

Item No.	Thread	Across Flats mm	Height mm	Bulk Pack Qty
05M040070LCN	M4 x 0.7	7.0	8.0	1000
05M050080LCN	M5 x 0.8	8.0	10.0	1000
05M060100LCN	M6 x 1.0	10.0	12.0	1000

KNF Series
Metric Quick Nut

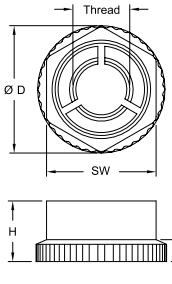

Specifications:
- Material: UL94 V-2 Nylon 6/6
- Color: Black

Features:
- To install, push down the length of the threaded fastener to desired location and lock with a 180° turn
- Reduces assembly time
- Corrosion resistant
- Lightweight
- To remove, unscrew with a wrench

Item No.	Thread	SW mm	Ø D mm	H mm	H1 mm	Bulk Pack Qty
1442505	M4	8.0	9.4	4.7	1.8	1000

05SCN Series
Slotted Knurled Thumb Nuts

NEW

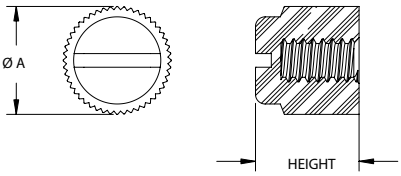

Specifications:
- Material: UL94 V-2 Nylon 6/6
- Acetal available by special order
- Color: Natural

Item No.	Thread	Ø A in	Ø A mm	Height in	Height mm	Bulk Pack Qty
0500440SCN	#4-40	0.317	8.1	0.295	7.5	1000
0500632SCN	#6-32	0.348	8.8	0.334	8.5	1000
0500832SCN	#8-32	0.381	9.7	0.378	9.6	1000
0501024SCN	#10-24	0.400	10.2	0.359	9.1	1000
0501032SCN	#10-32	0.400	10.2	0.359	9.1	1000
0525020SCN	1/4-20	0.478	12.1	0.370	9.4	1000

06DWN Series
Deco Wing Nuts

NEW

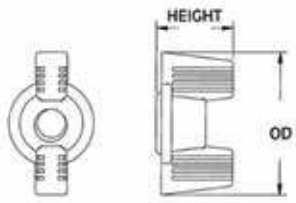

Specifications:
- Material: UL94 V-2 Nylon 6/6
- Acetal available by spcial order
- Color: Natural

Imperial

Item No.	Thread	OD in	OD mm	Height in	Height mm	Bulk Pack Qty
0600440DECOWN	#4-40	0.625	15.9	0.313	7.9	1000
0600632DECOWN	#6-32	0.625	15.9	0.313	7.9	1000
0600832DECOWN	#8-32	0.625	15.9	0.313	7.9	1000
0601024DECOWN	#10-24	0.875	22.2	0.438	11.1	1000
0601032DECOWN	#10-32	0.875	22.2	0.438	11.1	1000
0631218DECOWN	5/16-18	1.563	39.7	0.453	11.5	1000
0637516DECOWN	3/8-16	1.563	39.7	0.453	11.5	1000
0637524DECOWN	3/8-24	1.563	39.7	0.453	11.5	1000

Metric

Item No.	Thread	OD mm	Height mm	Bulk Pack Qty
06M040070DWN	M4 x 0.7	16.0	8.0	500
06M050080DWN	M5 x 0.8	22.2	11.1	500
06M060100DWN	M6 x 1.0	29.7	13.4	1000

PLASTIC NUTS

06DLWN Series
Locking Deco Wing Nuts

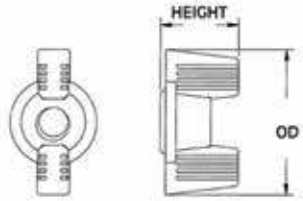

Specifications:
- Material: UL94 V-2 Nylon 6/6
- Acetal available by special order
- Color: Natural

Features:
- Molded-in locking thread for applications which require higher torque or a more secure assembly

Imperial

Item No.	Thread	OD in	OD mm	Height in	Height mm	Bulk Pack Qty
0600440DLWN	#4-40	0.625	15.9	0.313	7.9	1000
0600632DLWN	#6-32	0.625	15.9	0.313	7.9	1000
0600832DLWN	#8-32	0.625	15.9	0.313	7.9	1000
0601024DLWN	#10-24	0.875	22.2	0.438	11.1	1000
0601032DLWN	#10-32	0.875	22.2	0.438	11.1	1000
0625020DLWN	1/4-20	1.172	29.7	0.531	13.5	1000
0631218DLWN	5/16-18	1.563	39.7	0.453	11.5	1000

Metric

Item No.	Thread	OD mm	Height mm	Bulk Pack Qty
06M040070DLWN	M4	16.0	8.0	1000
06M050080DLWN	M5	22.2	11.1	1000
06M060100DLWN	M6	29.7	13.4	1000

06WN/06WNA Series
Wing Nuts

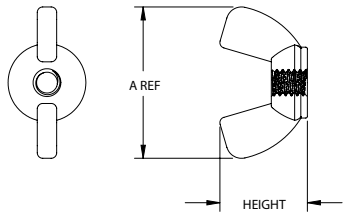

Specifications:
- Material: UL94 V-2 Nylon 6/6
- Acetal available by special order
- Color: Natural

Features:
- Easily tightened and loosened by hand without tools

Imperial

Item No.	Thread	A Ref in	A Ref mm	Height in	Height mm	Bulk Pack Qty
0600440WN	#4-40	0.900	22.9	0.480	12.2	500
0600632WN	#6-32	0.900	22.9	0.480	12.2	1000
0600832WN	#8-32	0.900	22.9	0.480	12.2	500
0601024WN	#10-24	0.900	22.9	0.480	12.2	500
0601032WN	#10-32	0.900	22.9	0.480	12.2	1000
0601024WNA	#10-24	1.090	27.7	0.630	16.3	500
0601032WNA	#10-32	1.090	27.7	0.630	16.3	1000
0625020WNA	1/4-20	1.090	27.7	0.630	16.3	1000

Item No.	Thread	A Ref in	A Ref mm	Height in	Height mm	Bulk Pack Qty
0625028WNA	1/4-28	1.090	27.7	0.630	16.3	1000
0625020WN	1/4-20	1.360	34.5	0.710	18.0	1000
0625028WN	1/4-28	1.360	34.5	0.710	18.0	1000
0631218WN	5/16-18	1.370	34.8	0.720	18.3	500
0637516WN	3/8-16	1.370	34.8	0.720	18.3	1000
0637524WN	3/8-24	1.370	34.8	0.720	18.3	1000
0643714WN	7/16-14	1.760	44.7	0.900	22.9	500
0650013WN	1/2-13	1.760	44.7	0.900	22.9	500
0656212WN	9/16-12	1.760	44.7	0.900	22.9	1000

Metric

Item No.	Thread	A Ref mm	Height mm	Bulk Pack Qty
06M040070WN	M4 x 0.7	22.8	12.2	500
06M050080WN	M5 x 0.8	22.8	12.2	500
06M060100WN	M6 x 1.00	27.7	16.0	500

Item No.	Thread	A Ref mm	Height mm	Bulk Pack Qty
06M080125WN	M8 x 1.25	34.8	18.3	1000
06M100150WN	M10 x 1.50	34.8	18.3	1000
06M120175WN	M12 x 1.75	44.7	22.7	500

06WNC Series
Transparent Decorative Wing Nuts

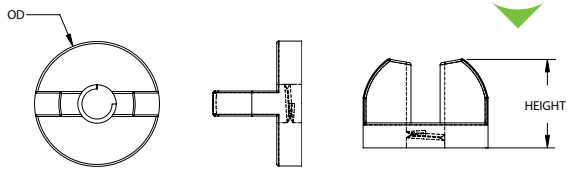

Specifications:
- Material: Copolyester
- Color: Transparent

Features:
- Can be used with transparent Polycarbonate screws

Item No.	Thread	Ø in	Ø mm	Height in	Height mm	Bulk Pack Qty
0600832WNC	#8-32	0.625	15.9	0.453	11.5	500
0601024WNC	#10-24	0.625	15.9	0.453	11.5	500

Item No.	Thread	Ø in	Ø mm	Height in	Height mm	Bulk Pack Qty
0601032WNC	#10-32	0.625	15.9	0.453	11.5	500
0625020WNC	1/4-20	0.625	15.9	0.453	11.5	500

17W/16FW Series
Nylon Flat Washers

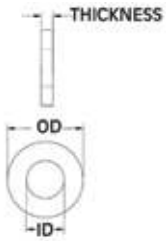

LINE EXTENSION

Specifications:
- Material: UL94 V-2 Nylon 6/6
- Color: See Table

Features:
- Resistant to corrosion and many chemicals

Item No.		ID	OD	Thickness	Bulk Pack
Natural	Black	in	in	in	Qty
17W00901	17W00901B	0.031	0.090	0.031	1000
17W01045*	17W01045B	0.031	0.156	0.062	1000
17W00850	17W00850B	0.032	0.085	0.062	1000
17W01011*	17W01011B	0.032	0.125	0.060	1000
17W01001	17W01001B	0.035	0.100	0.020	1000
17W01701	17W01701B	0.038	0.170	0.060	1000
17W01002	17W01002B	0.039	0.119	0.154	1000
17W01381	17W01381B	0.040	0.138	0.033	1000
17W01013	17W01013B	0.045	0.120	0.130	1000
17W01010	17W01010B	0.047	0.125	0.125	1000
17W01560*	17W01560B	0.050	0.156	0.200	1000
17W01871*	17W01871B	0.051	0.185	0.132	1000
17W01014	17W01014B	0.055	0.120	0.080	1000
17W01016	17W01016B	0.059	0.125	0.125	1000
17W01021*	17W01021B	0.062	0.120	0.079	1000
17W01023*	17W01023B	0.062	0.125	0.080	1000
17W03125	17W03125B	0.062	0.312	0.125	1000
17W01012*	17W01012B	0.063	0.120	0.180	1000
17W03145*	17W03145B	0.063	0.312	0.090	1000
17W01022	17W01022B	0.064	0.125	0.312	1000
17W01018	17W01018B	0.065	0.127	0.040	1000
17W01791	17W01791B	0.065	0.179	0.078	1000
17W01971*	17W01971B	0.067	0.197	0.154	1000
17W01017*	17W01017B	0.070	0.125	0.090	1000
17W01019*	17W01019B	0.070	0.125	0.062	1000
17W01481*	17W01481B	0.071	0.145	0.067	1000
17W01566	17W01566B	0.076	0.156	0.062	1000
17W02590	17W02590B	0.081	0.250	0.025	1000
17W02591	17W02591B	0.081	0.259	0.062	1000
17W06934	17W06934B	0.082	0.695	0.184	500
17W01480	17W01480B	0.085	0.148	0.062	1000
17W01561*	17W01561B	0.085	0.156	0.200	1000
17W01786*	17W01786B	0.085	0.165	0.056	1000
17W01825	17W01825B	0.085	0.196	0.031	1000
17W01805	17W01805B	0.086	0.187	0.130	1000
MFW010A	—	0.086	0.197	0.012	1000
17W01812*	17W01812B	0.089	0.188	0.141	1000
17W01015*	17W01015B	0.090	0.120	0.180	1000
17W01876	17W01876B	0.090	0.187	0.175	1000
16FW002032	16FW002032B	0.090	0.250	0.032	1000
16FW002062	16FW002062B	0.090	0.250	0.062	1000
16FW002093	16FW002093B	0.090	0.250	0.093	1000
16FW002125	16FW002125B	0.090	0.250	0.125	1000
17W02503	17W02503B	0.090	0.250	0.055	1000
17W03543	17W03543B	0.090	0.372	0.078	1000
17W01020	17W01020B	0.091	0.125	0.125	1000
17W01562*	17W01562B	0.091	0.156	0.250	1000
17W01872	17W01872B	0.091	0.187	0.080	1000
17W02522*	17W02522B	0.091	0.250	0.165	1000
17W01816	17W01816B	0.093	0.187	0.078	1000
17W04605*	17W04605B	0.093	0.470	0.250	1000
17W10024*	17W10024B	0.093	1.000	0.125	500
17W01550	17W01550B	0.094	0.150	0.035	1000
17W01815	17W01815B	0.094	0.188	0.020	1000
17W02191	17W02191B	0.094	0.219	0.100	1000
17W03759	17W03759B	0.094	0.375	0.281	1000
17W03122	17W03122B	0.095	0.312	0.062	1000
17W01784	17W01784B	0.098	0.178	0.045	1000
17W01803	17W01803B	0.098	0.186	0.030	1000
17W01901	17W01901B	0.100	0.197	0.132	1000
17W01970*	17W01970B	0.100	0.197	0.156	1000
17W03143*	17W03143B	0.100	0.316	0.033	1000
17W12593	17W12593B	0.100	1.250	0.060	500
17W04952*	17W04952B	0.101	0.502	0.040	1000
17W01582	17W01582B	0.102	0.157	0.098	1000
17W02452	17W02452B	0.102	0.236	0.098	1000
17W02190	17W02190B	0.104	0.220	0.031	1000
17W01783*	17W01783B	0.106	0.167	0.039	1000
MFW020A	—	0.106	0.236	0.020	1000

Item No.		ID	OD	Thickness	Bulk Pack
Natural	Black	in	in	in	Qty
17W02819	17W02819B	0.107	0.281	0.020	1000
17W01581	17W01581B	0.110	0.158	0.070	1000
17W01785	17W01785B	0.110	0.170	0.020	1000
17W01551	17W01551B	0.110	0.195	0.057	1000
17W03124*	17W03124B	0.110	0.312	0.125	1000
17W03141	17W03141B	0.110	0.314	0.062	1000
17W01790*	17W01790B	0.112	0.177	0.118	1000
17W01906	17W01906B	0.112	0.206	0.053	1000
17W02401	17W02401B	0.113	0.240	0.040	1000
17W01811*	17W01811B	0.115	0.187	0.165	1000
17W01814*	17W01814B	0.115	0.188	0.040	1000
17W01950	17W01950B	0.115	0.197	0.030	1000
17W01900	17W01900B	0.115	0.199	0.050	1000
16FW004032	16FW004032B	0.115	0.250	0.032	1000
16FW004062	16FW004062B	0.115	0.250	0.062	1000
16FW004093	16FW004093B	0.115	0.250	0.093	1000
16FW004125	16FW004125B	0.115	0.250	0.125	1000
17W02528*	17W02528B	0.115	0.250	0.065	1000
17W02812	17W02812B	0.115	0.290	0.047	1000
17W03126*	17W03126B	0.115	0.312	0.140	1000
17W03546*	17W03546B	0.115	0.375	0.187	1000
17W01813*	17W01813B	0.116	0.187	0.109	1000
17W01702	17W01702B	0.120	0.182	0.125	1000
17W01804	17W01804B	0.120	0.187	0.060	1000
17W01807	17W01807B	0.120	0.187	0.032	1000
17W01870	17W01870B	0.120	0.187	0.062	1000
17W01874	17W01874B	0.120	0.187	0.156	1000
17W01910	17W01910B	0.120	0.190	0.100	1000
17W02181	17W02181B	0.120	0.218	0.037	1000
17W02500	17W02500B	0.120	0.250	0.140	1000
17W02751	17W02751B	0.120	0.275	0.062	1000
17W02801*	17W02801B	0.120	0.280	0.145	1000
17W02813	17W02813B	0.120	0.280	0.030	1000
17W02814	17W02814B	0.120	0.281	0.020	1000
17W02815	17W02815B	0.120	0.281	0.040	1000
17W02816	17W02816B	0.120	0.281	0.060	1000
17W02811	17W02811B	0.120	0.288	0.040	1000
17W05232*	17W05232B	0.120	0.532	0.063	1000
17W02183	17W02183B	0.122	0.220	0.128	1000
17W02192	17W02192B	0.122	0.228	0.093	1000
17W01801	17W01801B	0.125	0.187	0.050	1000
17W01994	17W01994B	0.125	0.199	0.045	1000
17W02251	17W02251B	0.125	0.225	0.100	1000
17W02350	17W02350B	0.125	0.235	0.040	1000
17W02506	17W02506B	0.125	0.250	0.095	1000
17W02508	17W02508B	0.125	0.250	0.062	1000
17W02518	17W02518B	0.125	0.250	0.150	1000
17W03132	17W03132B	0.125	0.312	0.032	1000
17W03148	17W03148B	0.125	0.315	0.031	1000
17W03758	17W03758B	0.125	0.375	0.040	1000
17W03772	17W03772B	0.125	0.375	0.072	1000
17W03900	17W03900B	0.125	0.390	0.063	1000
17W05012	17W05012B	0.125	0.500	0.125	1000
17W06257	17W06257B	0.125	0.625	0.062	1000
17W02351	17W02351B	0.126	0.236	0.079	1000
17W02353	17W02353B	0.126	0.236	0.187	1000
17W02502	17W02502B	0.126	0.250	0.025	1000
MFW030A	MFW030B	0.126	0.276	0.020	1000
17M03DIN34816	17M03DIN34816B	0.126	0.354	0.035	1000
16M03080080	16M03080080B	0.126	0.315	0.031	1000
17W02529	17W02529B	0.127	0.252	0.115	1000
17W02451	17W02451B	0.128	0.245	0.093	1000
17W03221*	17W03221B	0.128	0.322	0.062	1000
17W01875*	17W01875B	0.130	0.187	0.150	1000
17W02851	17W02851B	0.130	0.285	0.060	1000
17W03123	17W03123B	0.130	0.318	0.062	1000
17W03505	17W03505B	0.130	0.355	0.062	1000
17W03770	17W03770B	0.130	0.375	0.030	1000
17W01877	17W01877B	0.131	0.185	0.171	1000

*** Parts marked with * are non-standard, non-stocked items and will require a minimum order amount of $1,000.**

(Continued on next page >)

PLASTIC WASHERS

17W/16FW Series (continued)
Nylon Flat Washers

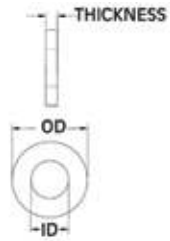

LINE EXTENSION

Specifications:
- Material: UL94 V-2 Nylon 6/6
- Color: See Table

Features:
- Resistant to corrosion and many chemicals

Item No.		ID	OD	Thickness	Bulk Pack
Natural	Black	in	in	in	Qty
17W03753	17W03753B	0.131	0.380	0.093	1000
17W02182	17W02182B	0.134	0.216	0.067	1000
17W02595	17W02595B	0.135	0.295	0.127	1000
17W03775	17W03775B	0.135	0.375	0.062	1000
17W03905*	17W03905B	0.136	0.384	0.054	1000
17W04900	17W04900B	0.136	0.490	0.055	1000
17W02753*	17W02753B	0.138	0.276	0.035	1000
17W02952	17W02952B	0.138	0.310	0.030	1000
17W05021	17W05021B	0.138	0.505	0.080	1000
17W01802	17W01802B	0.139	0.180	0.064	1000
17W02507	17W02507B	0.140	0.250	0.094	1000
17W02515	17W02515B	0.140	0.250	0.150	1000
17W02505	17W02505B	0.140	0.260	0.080	1000
17W02818	17W02818B	0.140	0.281	0.020	1000
16FW006032	16FW006032B	0.140	0.312	0.032	1000
16FW006062	16FW006062B	0.140	0.312	0.062	1000
16FW006093	16FW006093B	0.140	0.312	0.093	1000
16FW006125	16FW006125B	0.140	0.312	0.125	1000
17W03127	17W03127B	0.140	0.312	0.047	1000
17W03146	17W03146B	0.140	0.312	0.020	1000
17W03765	17W03765B	0.140	0.375	0.080	1000
17W03904	17W03904B	0.140	0.400	0.062	1000
17W05014	17W05014B	0.140	0.500	0.062	1000
17W05025	17W05025B	0.140	0.500	0.043	1000
17W01809	17W01809B	0.141	0.187	0.125	1000
17W02349	17W02349B	0.141	0.234	0.095	1000
17W02504	17W02504B	0.141	0.250	0.062	1000
17W03757	17W03757B	0.141	0.375	0.031	1000
17W05620	17W05620B	0.141	0.562	0.062	1000
17W02354	17W02354B	0.142	0.236	0.045	1000
17W02511	17W02511B	0.142	0.250	0.110	1000
17W02513	17W02513B	0.143	0.250	0.082	1000
17W03745	17W03745B	0.143	0.370	0.156	1000
17W03071	17W03071B	0.144	0.307	0.059	1000
17W05015	17W05015B	0.144	0.500	0.125	1000
17W01806	17W01806B	0.145	0.187	0.050	1000
MFW040A	—	0.146	0.315	0.020	1000
16M03580080	16M03580080B	0.146	0.315	0.031	1000
17W02512	17W02512B	0.147	0.250	0.125	1000
17W02521	17W02521B	0.147	0.250	0.156	1000
17W05022	17W05022B	0.147	0.495	0.298	1000
17W02352*	17W02352B	0.148	0.236	0.118	1000
17W02245	17W02245B	0.150	0.225	0.045	1000
17W02252	17W02252B	0.150	0.225	0.090	1000
17W02810*	17W02810B	0.150	0.280	0.108	1000
17W03131	17W03131B	0.150	0.312	0.020	1000
17W03134	17W03134B	0.150	0.312	0.030	1000
17W03137	17W03137B	0.150	0.312	0.040	1000
17W03138	17W03138B	0.150	0.312	0.050	1000
17W03139	17W03139B	0.150	0.312	0.060	1000
17W03280	17W03280B	0.150	0.329	0.060	1000
17W03750	17W03750B	0.150	0.375	0.030	1000
17W07532	17W07532B	0.150	0.750	0.055	1000
17W02516*	17W02516B	0.151	0.251	0.035	1000
17W03766	17W03766B	0.153	0.375	0.063	1000
17W02519*	17W02519B	0.155	0.251	0.077	1000
17W02817*	17W02817B	0.155	0.280	0.160	1000
17W02517*	17W02517B	0.156	0.250	0.100	1000
17W02526*	17W02526B	0.156	0.250	0.150	1000
17W03140	17W03140B	0.156	0.313	0.125	1000
17W03128	17W03128B	0.156	0.320	0.031	1000
17W04386	17W04386B	0.156	0.438	0.062	1000
17W04400	17W04400B	0.156	0.440	0.032	1000
17W06878	17W06878B	0.156	0.687	0.135	1000
17W10000	17W10000B	0.156	1.000	0.062	500
17W11004	17W11004B	0.156	1.125	0.250	500
17W03150*	17W03150B	0.157	0.315	0.197	1000
17W04606	17W04606B	0.157	0.505	0.102	1000
17W03604*	17W03604B	0.158	0.377	0.032	1000

Item No.		ID	OD	Thickness	Bulk Pack
Natural	Black	in	in	in	Qty
17W02501	17W02501B	0.160	0.250	0.062	1000
17W02852	17W02852B	0.160	0.285	0.032	1000
17W03101	17W03101B	0.160	0.310	0.060	1000
17W03906	17W03906B	0.160	0.397	0.038	1000
17W02524*	17W02524B	0.161	0.250	0.170	1000
17W02565*	17W02565B	0.161	0.254	0.219	1000
17W03130	17W03130B	0.162	0.312	0.062	1000
17W02523*	17W02523B	0.163	0.250	0.202	1000
17W02347	17W02347B	0.165	0.236	0.079	1000
17W03149*	17W03149B	0.165	0.315	0.236	1000
17W05000	17W05000B	0.165	0.500	0.075	1000
17W06250	17W06250B	0.165	0.620	0.250	1000
17W06305*	17W06305B	0.165	0.630	0.118	1000
17W02514	17W02514B	0.166	0.250	0.082	1000
17W02520	17W02520B	0.166	0.250	0.061	1000
17W04603	17W04603B	0.167	0.472	0.121	1000
17W01552	17W01552B	0.169	0.257	0.063	1000
17W02755	17W02755B	0.169	0.276	0.118	1000
17W02956	17W02956B	0.169	0.296	0.074	1000
16M04080200	16M04080200B	0.169	0.315	0.079	1000
17W03540	17W03540B	0.169	0.354	0.031	1000
17M04DIN34816	17M04DIN34816B	0.169	0.472	0.043	1000
17W03762	17W03762B	0.170	0.375	0.040	1000
17W03763	17W03763B	0.170	0.375	0.050	1000
17W06820	17W06820B	0.170	0.682	0.062	1000
17W02460	17W02460B	0.171	0.248	0.100	1000
17W02509	17W02509B	0.171	0.250	0.100	1000
17W02525	17W02525B	0.171	0.250	0.053	1000
17W02527	17W02527B	0.171	0.250	0.147	1000
16FW008032	16FW008032B	0.171	0.375	0.032	1000
16FW008062	16FW008062B	0.171	0.375	0.062	1000
16FW008093	16FW008093B	0.171	0.375	0.093	1000
16FW008125	16FW008125B	0.171	0.375	0.125	1000
17W04404	17W04404B	0.171	0.438	0.032	1000
17W06302	17W06302B	0.171	0.630	0.060	1000
17W03751	17W03751B	0.172	0.375	0.060	1000
17W03602	17W03602B	0.173	0.375	0.093	1000
17W02854	17W02854B	0.175	0.281	0.031	1000
17W05019	17W05019B	0.175	0.500	0.062	1000
17W04081	17W04081B	0.177	0.408	0.062	1000
17W03506	17W03506B	0.179	0.356	0.118	1000
17W04604*	17W04604B	0.182	0.457	0.032	1000
17W06306	17W06306B	0.182	0.626	0.045	1000
17W03630	17W03630B	0.184	0.370	0.047	1000
17W02954	17W02954B	0.185	0.310	0.032	1000
17W02510	17W02510B	0.187	0.250	0.130	1000
17W02564	17W02564B	0.187	0.256	0.045	1000
17W03121	17W03121B	0.187	0.312	0.050	1000
17W03802	17W03802B	0.187	0.380	0.155	1000
17W04402*	17W04402B	0.187	0.440	0.093	1000
17W05018	17W05018B	0.187	0.500	0.062	1000
17W06253	17W06253B	0.187	0.625	0.062	1000
17W07501	17W07501B	0.187	0.750	0.156	500
17W20010	17W20010B	0.187	2.000	0.060	250
17W03153	17W03153B	0.188	0.312	0.079	1000
17W03154	17W03154B	0.188	0.312	0.120	1000
17W05023	17W05023B	0.188	0.500	0.062	1000
17W05008	17W05008B	0.188	0.505	0.032	1000
17W15000	17W15000B	0.188	1.500	0.068	1000
17W03118*	17W03118B	0.189	0.312	0.564	1000
17W03223	17W03223B	0.189	0.330	0.080	1000
17W03764	17W03764B	0.189	0.375	0.031	1000
17W09903	17W09903B	0.189	1.006	0.040	500
17W10060	17W10060B	0.189	1.006	0.064	500
17W02862	17W02862B	0.190	0.282	0.065	1000
17W02953	17W02953B	0.190	0.310	0.032	1000
17W03351	17W03351B	0.190	0.335	0.032	1000
17W03507	17W03507B	0.190	0.350	0.062	1000
17W03752	17W03752B	0.190	0.375	0.065	1000

*** Parts marked with * are non-standard, non-stocked items and will require a minimum order amount of $1,000.**

(Continued on next page >)

17W/16FW Series (continued)
Nylon Flat Washers

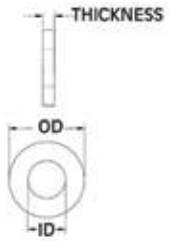

LINE EXTENSION

Specifications:
- Material: UL94 V-2 Nylon 6/6
- Color: See Table

Features:
- Resistant to corrosion and many chemicals

Item No.		ID	OD	Thickness	Bulk Pack Qty
Natural	Black	in	in	in	
17W03412	17W03412B	0.190	0.434	0.125	1000
17W07491	17W07491B	0.191	0.750	0.100	500
17W02957	17W02957B	0.192	0.312	0.092	1000
17W03135	17W03135B	0.192	0.312	0.110	1000
17W03542	17W03542B	0.192	0.370	0.080	1000
17W03749	17W03749B	0.192	0.370	0.125	1000
17W03746*	17W03746B	0.192	0.375	0.115	1000
17W04062	17W04062B	0.192	0.406	0.062	1000
17W03548*	17W03548B	0.193	0.378	0.076	1000
17W05120	17W05120B	0.193	0.510	0.050	1000
17W07514	17W07514B	0.193	0.750	0.040	1000
16FW010032	16FW010032B	0.194	0.375	0.032	1000
16FW010062	16FW010062B	0.194	0.375	0.062	1000
16FW010093	16FW010093B	0.194	0.375	0.093	1000
16FW010125	16FW010125B	0.194	0.375	0.125	1000
17W05254	17W05254B	0.194	0.525	0.032	1000
17W06252	17W06252B	0.194	0.625	0.125	1000
17W10021	17W10021B	0.194	1.000	0.160	500
17W02450*	17W02450B	0.195	0.245	0.125	1000
17W02453*	17W02453B	0.195	0.245	0.062	1000
17W02955	17W02955B	0.195	0.290	0.085	1000
17W03547*	17W03547B	0.195	0.378	0.110	1000
17W04376	17W04376B	0.195	0.437	0.020	1000
17W04373	17W04373B	0.195	0.437	0.031	1000
17W04377	17W04377B	0.195	0.437	0.040	1000
17W04378	17W04378B	0.195	0.437	0.050	1000
17W04379	17W04379B	0.195	0.437	0.060	1000
17W02820*	17W02820B	0.196	0.290	0.030	1000
17W04352	17W04352B	0.196	0.435	0.046	1000
17W03541	17W03541B	0.197	0.353	0.157	1000
17W03778	17W03778B	0.197	0.375	0.050	1000
17W02563*	17W02563B	0.198	0.255	0.091	1000
17W02853	17W02853B	0.200	0.280	0.093	1000
17W03801	17W03801B	0.200	0.380	0.030	1000
17W03901	17W03901B	0.200	0.390	0.031	1000
17W04000	17W04000B	0.200	0.400	0.093	1000
17W04371	17W04371B	0.200	0.437	0.062	1000
17W04374	17W04374B	0.200	0.437	0.115	1000
17W04375*	17W04375B	0.200	0.440	0.090	1000
17W04501	17W04501B	0.200	0.450	0.048	1000
17W04503	17W04503B	0.200	0.450	0.030	1000
17W07492	17W07492B	0.201	0.996	0.200	500
17W04350	17W04350B	0.202	0.435	0.187	1000
17W05623	17W05623B	0.203	0.565	0.062	1000
17W06210	17W06210B	0.203	0.625	0.062	1000
17W07495*	17W07495B	0.203	0.748	0.200	1000
17W15017*	17W15017B	0.203	1.500	0.068	1000
17W04601	17W04601B	0.204	0.460	0.031	1000
17W04951	17W04951B	0.205	0.500	0.125	1000
17W02752	17W02752B	0.207	0.270	0.050	1000
17W02754*	17W02754B	0.208	0.283	0.072	1000
17M05DIN34815	17M05DIN34815B	0.209	0.394	0.039	1000
16M05011100	16M05011100B	0.209	0.433	0.039	1000
17W04330	17W04330B	0.209	0.435	0.039	1000
17W04602	17W04602B	0.209	0.472	0.108	1000
17W04719	17W04719B	0.209	0.492	0.020	1000
17M05DIN34816	17M05DIN34816B	0.209	0.591	0.055	1000
17W06203	17W06203B	0.209	0.620	0.180	1000
17W07194*	17W07194B	0.209	0.709	0.039	1000
17W02781	17W02781B	0.210	0.280	0.125	1000
17W03070	17W03070B	0.210	0.307	0.125	1000
17W03761	17W03761B	0.210	0.375	0.160	1000
17W03769*	17W03769B	0.210	0.375	0.152	1000
17W03147*	17W03147B	0.214	0.312	0.120	1000
17W07721	17W07721B	0.215	0.740	0.095	500
17W07496*	17W07496B	0.215	1.000	0.062	500
17W03144	17W03144B	0.216	0.312	0.080	1000
17W03152*	17W03152B	0.216	0.313	0.049	1000
17W03502*	17W03502B	0.216	0.349	0.091	1000

Item No.		ID	OD	Thickness	Bulk Pack Qty
Natural	Black	in	in	in	
17W06470	17W06470B	0.216	0.647	0.031	1000
17W03136	17W03136B	0.217	0.313	0.125	1000
17W06712*	17W06712B	0.217	0.670	0.050	1000
17W03450	17W03450B	0.218	0.345	0.032	1000
17W03755	17W03755B	0.218	0.375	0.032	1000
17W04353*	17W04353B	0.218	0.438	0.156	1000
17W06254	17W06254B	0.218	0.625	0.062	1000
17W06258	17W06258B	0.218	0.625	0.125	500
17W06259	17W06259B	0.218	0.625	0.500	1000
17W06260	17W06260B	0.218	0.625	0.250	500
17W06267	17W06267B	0.218	0.625	0.031	1000
17W07519	17W07519B	0.218	0.750	0.187	500
17W04069*	17W04069B	0.219	0.406	0.236	1000
17W05016	17W05016B	0.219	0.500	0.156	1000
17W05080	17W05080B	0.219	0.500	0.093	1000
17W05082	17W05082B	0.219	0.500	0.063	1000
17W02951*	17W02951B	0.220	0.295	0.127	1000
17W03601	17W03601B	0.220	0.374	0.062	1000
17W04431*	17W04431B	0.220	0.438	0.313	1000
17W04453	17W04453B	0.220	0.438	0.500	500
17W04462	17W04462B	0.220	0.438	0.625	1000
17W07493	17W07493B	0.220	0.738	0.160	500
17W07381	17W07381B	0.220	0.740	0.120	1000
17W03767	17W03767B	0.221	0.377	0.095	1000
17W03480*	17W03480B	0.222	0.348	0.081	1000
17W03631*	17W03631B	0.222	0.366	0.110	1000
17W03603*	17W03603B	0.225	0.375	0.089	1000
17W04065*	17W04065B	0.225	0.423	0.055	1000
17W04450	17W04450B	0.225	0.450	0.048	1000
17W04960	17W04960B	0.225	0.500	0.032	1000
17W12515	17W12515B	0.226	1.250	0.125	500
17W12580	17W12580B	0.226	1.258	0.065	1000
17W03545*	17W03545B	0.227	0.365	0.067	1000
17W03544*	17W03544B	0.227	0.375	0.065	1000
17W03129	17W03129B	0.228	0.312	0.250	1000
17W04150	17W04150B	0.229	0.415	0.102	1000
17W09282	17W09282B	0.230	0.970	0.125	500
17W04061	17W04061B	0.234	0.406	0.062	1000
17W04250	17W04250B	0.235	0.425	0.130	1000
17W15018	17W15018B	0.236	1.575	0.119	500
17W02348	17W02348B	0.239	0.344	0.125	1000
17W03501*	17W03501B	0.240	0.350	0.040	1000
17W04348	17W04348B	0.241	0.435	0.094	1000
17W04504*	17W04504B	0.241	0.468	0.250	1000
17W03760	17W03760B	0.242	0.375	0.062	1000
17W04333*	17W04333B	0.244	0.433	0.054	1000
17W06883	17W06883B	0.244	0.689	0.236	500
17W08952*	17W08952B	0.244	0.902	0.079	500
17W07193	17W07193B	0.248	0.709	0.118	500
17W03768	17W03768B	0.250	0.375	0.150	1000
17W03754	17W03754B	0.250	0.375	0.093	1000
17W04351	17W04351B	0.250	0.435	0.094	1000
17W04502	17W04502B	0.250	0.465	0.015	1000
17W05007	17W05007B	0.250	0.500	0.150	1000
17W05621	17W05621B	0.250	0.562	0.031	1000
17W06255	17W06255B	0.250	0.625	0.062	1000
17W06222	17W06222B	0.250	0.625	0.190	500
17W06593	17W06593B	0.250	0.670	0.098	1000
17W07191	17W07191B	0.250	0.719	0.062	1000
17W12506	17W12506B	0.250	1.250	0.255	500
17W12562	17W12562B	0.250	1.250	0.062	1000
17W13748	17W13748B	0.250	1.375	0.750	500
17W13750	17W13750B	0.250	1.375	0.064	1000
17W14251	17W14251B	0.250	1.395	0.118	500
17W03902	17W03902B	0.251	0.389	0.125	1000
17W03451*	17W03451B	0.252	0.345	0.125	1000
17W04718	17W04718B	0.252	0.472	0.032	1000
17W04720	17W04720B	0.252	0.472	0.059	1000
17M06DIN34815	17M06DIN34815B	0.252	0.472	0.063	1000

*** Parts marked with * are non-standard, non-stocked items and will require a minimum order amount of $1,000.**

(Continued on next page >)

PLASTIC WASHERS

17W/16FW Series (continued)
Nylon Flat Washers

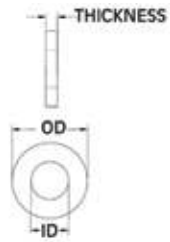

LINE EXTENSION

Specifications:
- Material: UL94 V-2 Nylon 6/6
- Color: See Table

Features:
- Resistant to corrosion and many chemicals

Item No.		ID	OD	Thickness	Bulk Pack
Natural	Black	in	in	in	Qty
17W04651	17W04651B	0.252	0.486	0.069	1000
17W06221	17W06221B	0.252	0.622	0.060	1000
17M06DIN34816	17M06DIN34816B	0.252	0.709	0.071	1000
17W03756	17W03756B	0.253	0.375	0.084	1000
17W04430	17W04430B	0.253	0.443	0.125	1000
17W05631	17W05631B	0.253	0.568	0.093	1000
17W05650	17W05650B	0.254	0.565	0.094	1000
17W10012	17W10012B	0.254	1.000	0.325	500
17W03282*	17W03282B	0.255	0.332	0.142	1000
17W03352*	17W03352B	0.255	0.335	0.150	1000
17W03771	17W03771B	0.255	0.375	0.093	1000
17W03820	17W03820B	0.255	0.382	0.195	1000
17W05009	17W05009B	0.255	0.500	0.075	1000
17W05552	17W05552B	0.255	0.555	0.047	1000
17W08950	17W08950B	0.255	0.900	0.125	1000
17W04064*	17W04064B	0.256	0.400	0.208	1000
17W05626	17W05626B	0.256	0.562	0.250	1000
17W05910	17W05910B	0.256	0.591	0.087	1000
16FW250032	16FW250032B	0.257	0.500	0.032	1000
16FW250062	16FW250062B	0.257	0.500	0.062	1000
16FW250093	16FW250093B	0.257	0.500	0.093	1000
16FW250125	16FW250125B	0.257	0.500	0.125	1000
17W06262	17W06262B	0.257	0.625	0.020	1000
17W06279*	17W06279B	0.257	0.625	0.100	1000
17W07530	17W07530B	0.257	0.750	0.062	1000
17W07494	17W07494B	0.257	0.750	0.030	500
17W07541	17W07541B	0.257	0.750	0.109	500
17W08762	17W08762B	0.257	0.875	0.062	500
17W08753	17W08753B	0.257	0.875	0.031	1000
17W12527	17W12527B	0.257	1.250	0.255	500
17W03142	17W03142B	0.260	0.312	0.070	1000
17W03151	17W03151B	0.260	0.312	0.109	1000
17W03510	17W03510B	0.260	0.350	0.062	1000
17W04355	17W04355B	0.260	0.437	0.031	1000
17W04372	17W04372B	0.260	0.437	0.047	1000
17W04950	17W04950B	0.260	0.490	0.245	1000
17W05602	17W05602B	0.260	0.560	0.125	1000
17W05622	17W05622B	0.260	0.562	0.062	1000
17W05625*	17W05625B	0.260	0.562	0.113	1000
17W06150	17W06150B	0.260	0.615	0.100	1000
17W06206	17W06206B	0.260	0.625	0.140	1000
17W06208	17W06208B	0.260	0.625	0.060	1000
17W06249	17W06249B	0.260	0.625	0.180	1000
17W06280	17W06280B	0.260	0.625	0.190	500
17W06311	17W06311B	0.260	0.625	0.031	1000
17W06851	17W06851B	0.260	0.685	0.032	1000
17W06866	17W06866B	0.260	0.687	0.125	500
17W06868	17W06868B	0.260	0.687	0.020	1000
17W06869	17W06869B	0.260	0.687	0.050	1000
17W06871	17W06871B	0.260	0.687	0.060	1000
17W06872	17W06872B	0.260	0.687	0.040	1000
17W07520	17W07520B	0.260	0.745	0.066	1000
17W07523	17W07523B	0.260	0.745	0.125	500
17W12516	17W12516B	0.260	1.250	0.060	1000
17W07500	17W07500B	0.261	0.750	0.095	500
17W03133	17W03133B	0.262	0.312	0.127	1000
17W04331	17W04331B	0.262	0.433	0.126	1000
17W05017	17W05017B	0.262	0.500	0.150	1000
17W10041	17W10041B	0.264	1.000	0.070	1000
17W04060	17W04060B	0.265	0.405	0.125	1000
17W05030	17W05030B	0.265	0.500	0.187	1000
17W05604*	17W05604B	0.265	0.531	0.062	1000
17W05601	17W05601B	0.265	0.560	0.030	1000
17W05606	17W05606B	0.265	0.562	0.187	1000
17W05911*	17W05911B	0.265	0.591	0.101	1000
17W06201	17W06201B	0.265	0.620	0.192	1000
17W06289	17W06289B	0.265	0.625	0.093	1000
17W08764	17W08764B	0.265	0.875	0.093	500
17W10043	17W10043B	0.265	1.000	0.262	500
17W14932	17W14932B	0.265	1.500	0.375	1000
17W04063*	17W04063B	0.266	0.406	0.080	1000
17W07302	17W07302B	0.266	0.731	0.118	500
17W07543	17W07543B	0.266	0.750	0.155	500
17W10015	17W10015B	0.266	1.000	0.313	500
17W06270*	17W06270B	0.270	0.618	0.220	1000
17W12528*	17W12528B	0.270	1.250	0.080	500
17W04160	17W04160B	0.272	0.416	0.120	1000
17W05231	17W05231B	0.272	0.538	0.047	1000
17W07625	17W07625B	0.274	0.750	0.250	500
17W04332*	17W04332B	0.275	0.433	0.075	1000
17W20015	17W20015B	0.275	2.150	0.125	250
17W04334	17W04334B	0.276	0.433	0.054	1000
17W04607	17W04607B	0.276	0.473	0.054	1000
17W07852	17W07852B	0.276	0.787	0.197	1000
17W07853*	17W07853B	0.279	0.787	0.138	500
17W03281	17W03281B	0.280	0.335	0.195	1000
17W04452	17W04452B	0.280	0.453	0.030	1000
17W06310	17W06310B	0.280	0.630	0.030	1000
17W06879	17W06879B	0.280	0.687	0.031	1000
17W05003	17W05003B	0.281	0.490	0.030	1000
17W06263	17W06263B	0.281	0.625	0.110	1000
17W06269	17W06269B	0.281	0.625	0.210	500
17W07192	17W07192B	0.281	0.719	0.062	1000
17W12508	17W12508B	0.281	1.250	0.063	500
17W07720	17W07720B	0.282	0.753	0.123	500
17W06303	17W06303B	0.283	0.638	0.077	1000
17W06274	17W06274B	0.284	0.625	0.062	500
17W05122*	17W05122B	0.287	0.492	0.197	1000
17W04401	17W04401B	0.290	0.445	0.033	1000
17W05607	17W05607B	0.290	0.560	0.062	1000
17W04068*	17W04068B	0.291	0.406	0.203	1000
17W04066*	17W04066B	0.291	0.421	0.090	1000
17W06275	17W06275B	0.292	0.625	0.040	1000
17W06855	17W06855B	0.295	0.685	0.062	500
17W04381	17W04381B	0.296	0.436	0.156	1000
17W07716	17W07716B	0.296	0.750	0.032	1000
17W09934	17W09934B	0.297	1.000	0.063	1000
17W05701*	17W05701B	0.299	0.575	0.039	1000
17W07535	17W07535B	0.300	0.750	0.125	500
17W06251	17W06251B	0.301	0.620	0.039	1000
17W05700	17W05700B	0.307	0.578	0.125	1000
17W04405*	17W04405B	0.310	0.442	0.170	1000
17W04725	17W04725B	0.310	0.495	0.095	1000
17W07529	17W07529B	0.310	0.750	0.375	1000
17W07566	17W07566B	0.310	0.750	0.170	500
17W11750	17W11750B	0.310	1.175	0.125	1000
17W12513	17W12513B	0.310	1.250	0.120	500
17W03748	17W03748B	0.312	0.375	0.125	1000
17W05006	17W05006B	0.312	0.500	0.156	1000
17W05010	17W05010B	0.312	0.500	0.125	1000
17W05081*	17W05081B	0.312	0.500	0.096	1000
17W05609	17W05609B	0.312	0.562	0.031	1000
17W06273	17W06273B	0.312	0.625	0.250	500
17W07121	17W07121B	0.312	0.712	0.081	1000
17W08123	17W08123B	0.312	0.812	0.125	500
17W08130	17W08130B	0.312	0.812	0.062	1000
17W08755	17W08755B	0.312	0.855	0.125	500
17W08751	17W08751B	0.312	0.875	0.125	500
17W08757	17W08757B	0.312	0.875	0.187	1000
17W10013	17W10013B	0.312	1.000	0.032	500
17W07095	17W07095B	0.313	0.710	0.050	1000
17W04707*	17W04707B	0.313	0.750	0.050	500
17W10014	17W10014B	0.313	1.000	0.188	1000
17W14933	17W14933B	0.313	1.500	0.062	1000
17W04608	17W04608B	0.315	0.472	0.039	1000
17W05310	17W05310B	0.315	0.531	0.031	1000
17W05608	17W05608B	0.315	0.560	0.062	1000
17W06264	17W06264B	0.315	0.625	0.031	1000

*** Parts marked with * are non-standard, non-stocked items and will require a minimum order amount of $1,000.**

(Continued on next page >)

17W/16FW Series (continued)
Nylon Flat Washers

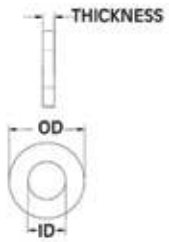

LINE EXTENSION

Specifications:
- Material: UL94 V-2 Nylon 6/6
- Color: See Table

Features:
- Resistant to corrosion and many chemicals

Item No.		ID	OD	Thickness	Bulk Pack
Natural	Black	in	in	in	Qty
17W04708*	17W04708B	0.315	0.750	0.200	500
17W08801	17W08801B	0.315	0.872	0.062	500
17W08901	17W08901B	0.315	0.890	0.215	500
17W20009	17W20009B	0.315	2.007	0.197	250
17W05633	17W05633B	0.316	0.563	0.035	1000
17W11211	17W11211B	0.316	1.121	0.034	1000
16FW312032	16FW312032B	0.317	0.500	0.032	1000
16FW312062	16FW312062B	0.317	0.500	0.062	1000
16FW312093	16FW312093B	0.317	0.500	0.093	1000
16FW312125	16FW312125B	0.317	0.500	0.125	1000
17W05004	17W05004B	0.317	0.500	0.032	1000
17W05079*	17W05079B	0.317	0.500	0.092	1000
17W05630	17W05630B	0.317	0.565	0.095	1000
17W07513	17W07513B	0.317	0.750	0.062	1000
17W07714	17W07714B	0.317	0.750	0.040	1000
17W08951	17W08951B	0.317	0.890	0.245	1000
17W04067*	17W04067B	0.318	0.406	0.076	1000
17W04403	17W04403B	0.318	0.440	0.031	1000
17W06880	17W06880B	0.318	0.680	0.187	500
17W06882	17W06882B	0.318	0.688	0.190	500
17W07545	17W07545B	0.318	0.751	0.125	500
17W07542	17W07542B	0.318	0.755	0.100	500
17W03747*	17W03747B	0.320	0.370	0.093	1000
17W05013*	17W05013B	0.320	0.500	0.170	1000
17W05020	17W05020B	0.320	0.500	0.200	1000
17W05027	17W05027B	0.320	0.500	0.250	1000
17W05028	17W05028B	0.320	0.500	0.281	1000
17W05603	17W05603B	0.320	0.560	0.187	1000
17W05624	17W05624B	0.320	0.562	0.020	1000
17W05981*	17W05981B	0.320	0.562	0.125	1000
17W06278	17W06278B	0.320	0.625	0.125	1000
17W07521	17W07521B	0.320	0.750	0.250	500
17W10009	17W10009B	0.320	1.000	0.375	500
17W11210	17W11210B	0.320	1.125	0.062	500
17W05024	17W05024B	0.321	0.497	0.060	1000
17W06266	17W06266B	0.321	0.625	0.125	1000
17W06713	17W06713B	0.323	0.669	0.039	1000
17W07503	17W07503B	0.323	0.750	0.125	1000
17W04406	17W04406B	0.325	0.440	0.060	1000
17W11801*	17W11801B	0.325	1.195	0.080	500
17W10020	17W10020B	0.326	1.000	0.125	500
17W06271	17W06271B	0.327	0.630	0.071	1000
17W08813	17W08813B	0.327	0.880	0.060	1000
17W03903*	17W03903B	0.328	0.390	0.079	1000
17W05629	17W05629B	0.328	0.562	0.095	1000
17W05982	17W05982B	0.328	0.590	0.147	1000
17W07717	17W07717B	0.328	0.750	0.032	1000
17W04650	17W04650B	0.330	0.465	0.031	1000
17W06209	17W06209B	0.330	0.620	0.125	1000
17W06248	17W06248B	0.330	0.625	0.064	1000
17W07408	17W07408B	0.330	0.750	0.062	500
17W13754	17W13754B	0.330	1.375	0.125	500
17M08DIN38815	17M08DIN34815B	0.331	0.630	0.063	1000
16M08018200	16M08018200B	0.331	0.709	0.079	500
17W09400	17W09400B	0.331	0.944	0.098	500
17M08DIN34816	17M08DIN34816B	0.331	0.945	0.087	1000
17W05029	17W05029B	0.333	0.513	0.079	1000
17W09854*	17W09854B	0.333	1.000	0.385	500
17W07626*	17W07626B	0.335	0.750	0.250	1000
16M08525200	16M08525200B	0.335	0.984	0.079	500
16M08535110	16M08535110B	0.335	1.378	0.043	1000
17W15011	17W15011B	0.335	1.500	0.125	500
17W07090	17W07090B	0.336	0.709	0.079	500
17W06830	17W06830B	0.337	0.683	0.063	1000
17W09855	17W09855B	0.337	0.990	0.292	500
17W09856*	17W09856B	0.339	1.000	0.154	500
17W06152	17W06152B	0.340	0.615	0.125	1000
17W07401	17W07401B	0.340	0.740	0.062	1000
17W08758*	17W08758B	0.340	0.865	0.187	500

Item No.		ID	OD	Thickness	Bulk Pack
Natural	Black	in	in	in	Qty
17W12525	17W12525B	0.340	1.260	0.250	500
17W05001	17W05001B	0.343	0.500	0.109	1000
17W06867*	17W06867B	0.343	0.687	0.031	1000
17W08754	17W08754B	0.343	0.885	0.062	500
17W09806	17W09806B	0.343	0.980	0.065	500
17W04380*	17W04380B	0.344	0.438	0.062	1000
17W06870	17W06870B	0.344	0.687	0.064	1000
17W04520*	17W04520B	0.349	0.452	0.075	1000
17W04722	17W04722B	0.350	0.472	0.110	1000
17W06204	17W06204B	0.350	0.620	0.188	1000
17W07507	17W07507B	0.352	0.750	0.031	1000
17W09401	17W09401B	0.354	0.945	0.157	500
17W06276*	17W06276B	0.355	0.630	0.040	1000
17W06307	17W06307B	0.357	0.632	0.065	1000
17W07502	17W07502B	0.360	0.735	0.160	500
17W09851	17W09851B	0.360	0.983	0.120	500
17W05451	17W05451B	0.363	0.555	0.062	1000
17W12501	17W12501B	0.365	1.235	0.110	1000
17W05129*	17W05129B	0.370	0.518	0.038	1000
17W12526	17W12526B	0.370	1.250	0.250	500
17W05605	17W05605B	0.373	0.560	0.031	1000
17W05983	17W05983B	0.374	0.591	0.118	1000
17W04451	17W04451B	0.375	0.453	0.062	1000
17W04901	17W04901B	0.375	0.490	0.087	1000
17W04953	17W04953B	0.375	0.500	0.032	1000
17W05005*	17W05005B	0.375	0.500	0.087	1000
17W04721	17W04721B	0.375	0.505	0.050	1000
17W05251	17W05251B	0.375	0.530	0.093	1000
16FW375032	16FW375032B	0.375	0.625	0.032	1000
17W07402	17W07402B	0.375	0.750	0.062	1000
17W07407	17W07407B	0.375	0.750	0.250	1000
17W07527	17W07527B	0.375	0.750	0.125	500
17W08452	17W08452B	0.375	0.825	0.100	500
17W08712	17W08712B	0.375	0.875	0.153	500
17W09000	17W09000B	0.375	0.900	0.055	500
17W03773	17W03773B	0.375	1.000	0.312	1000
17W03776	17W03776B	0.375	1.000	0.295	1000
17W03777	17W03777B	0.375	1.000	0.125	1000
17W09900	17W09900B	0.375	1.000	0.062	500
17W15003	17W15003B	0.375	1.500	0.375	250
17W37500*	17W37500B	0.375	3.750	0.062	250
17W08759	17W08759B	0.377	0.875	0.062	500
17W11720	17W11720B	0.377	1.170	0.125	500
17W05510	17W05510B	0.378	0.551	0.063	1000
17W05702	17W05702B	0.380	0.570	0.030	1000
17W06155	17W06155B	0.380	0.615	0.122	1000
16FW375062	16FW375062B	0.380	0.625	0.062	1000
16FW375093	16FW375093B	0.380	0.625	0.093	1000
16FW375125	16FW375125B	0.380	0.625	0.125	1000
17W06277	17W06277B	0.380	0.625	0.050	1000
17W07559	17W07559B	0.380	0.750	0.187	500
17W08760	17W08760B	0.380	0.875	0.093	500
17W09350	17W09350B	0.380	0.938	0.062	500
17W12512	17W12512B	0.380	1.250	0.125	1000
17W13749	17W13749B	0.380	1.370	0.125	500
17W09320	17W09320B	0.381	0.932	0.031	500
17W05401	17W05401B	0.382	0.540	0.096	1000
17W07504	17W07504B	0.382	0.738	0.160	500
17W07516	17W07516B	0.382	0.750	0.066	1000
17W05002	17W05002B	0.385	0.500	0.160	1000
17W06272	17W06272B	0.385	0.625	0.185	1000
17W07405	17W07405B	0.385	0.750	0.045	1000
17W07512	17W07512B	0.385	0.750	0.200	500
17W07528	17W07528B	0.385	0.750	0.025	1000
17W08812	17W08812B	0.385	0.880	0.125	1000
17W08806	17W08806B	0.385	0.885	0.062	500
17W05512	17W05512B	0.386	0.550	0.060	1000
17W08126	17W08126B	0.386	0.812	0.187	500
17W05421	17W05421B	0.388	0.542	0.220	1000

*** Parts marked with * are non-standard, non-stocked items and will require a minimum order amount of $1,000.**

(Continued on next page >)

PLASTIC WASHERS

17W/16FW Series (continued)
Nylon Flat Washers

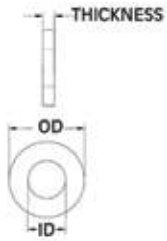

LINE EXTENSION

Specifications:
- Material: UL94 V-2 Nylon 6/6
- Color: See Table

Features:
- Resistant to corrosion and many chemicals

Item No.		ID	OD	Thickness	Bulk Pack
Natural	Black	in	in	in	Qty
17W06856	17W06856B	0.388	0.695	0.059	1000
17W07536	17W07536B	0.389	0.754	0.075	500
17W06261	17W06261B	0.390	0.625	0.265	1000
17W06877	17W06877B	0.390	0.680	0.125	500
17W06881	17W06881B	0.390	0.688	0.031	1000
17W07301	17W07301B	0.390	0.720	0.300	500
17W07506	17W07506B	0.390	0.750	0.062	1000
17W07508	17W07508B	0.390	0.750	0.050	500
17W07509	17W07509B	0.390	0.750	0.140	500
17W08761	17W08761B	0.390	0.875	0.093	500
17W08800	17W08800B	0.390	0.880	0.062	1000
17W08768*	17W08768B	0.390	0.885	0.094	500
17W09931	17W09931B	0.390	1.000	0.250	500
17W09932	17W09932B	0.390	1.000	0.175	500
17W09935*	17W09935B	0.390	1.000	0.094	500
17W11202	17W11202B	0.390	1.120	0.125	1000
17W12521	17W12521B	0.390	1.250	0.082	500
17W12511*	17W12511B	0.390	1.266	0.156	500
17W12505	17W12505B	0.390	1.267	0.045	1000
17W14934	17W14934B	0.390	1.500	0.060	1000
17W20007	17W20007B	0.390	2.000	0.062	250
17W10045*	17W10045B	0.391	1.000	0.150	500
17W06288	17W06288B	0.394	0.630	0.079	1000
17W07409	17W07409B	0.394	0.754	0.255	500
17W07718	17W07718B	0.394	0.757	0.125	500
17W07850	17W07850B	0.394	0.785	0.080	500
17W05985*	17W05985B	0.395	0.578	0.062	1000
17W07403	17W07403B	0.395	0.748	0.093	1000
17W05980	17W05980B	0.396	0.598	0.175	1000
17W08767*	17W08767B	0.397	0.860	0.165	500
17W07719	17W07719B	0.400	0.748	0.089	500
17W08954	17W08954B	0.400	0.890	0.063	500
17W12604	17W12604B	0.400	1.270	0.062	500
17W05252	17W05252B	0.402	0.528	0.039	1000
17W08070	17W08070B	0.402	0.807	0.065	1000
17W07480	17W07480B	0.403	0.748	0.059	1000
17W05422	17W05422B	0.404	0.542	0.097	1000
17W05423*	17W05423B	0.404	0.542	0.110	1000
17W05123*	17W05123B	0.405	0.512	0.054	1000
17W05400	17W05400B	0.405	0.540	0.112	1000
17W05424	17W05424B	0.405	0.540	0.080	1000
17W13763*	17W13763B	0.405	1.361	0.082	1000
17W05121	17W05121B	0.406	0.512	0.089	1000
17W06101*	17W06101B	0.406	0.615	0.042	1000
17W06153	17W06153B	0.406	0.625	0.120	1000
17W07517	17W07517B	0.406	0.750	0.032	1000
17W07525	17W07525B	0.406	0.750	0.200	1000
17W07522	17W07522B	0.406	0.750	0.060	1000
17W09841	17W09841B	0.406	0.984	0.125	1000
17W10002	17W10002B	0.406	1.000	0.062	500
17W09283	17W09283B	0.406	1.005	0.080	500
17W10625	17W10625B	0.406	1.055	0.250	500
17W08752	17W08752B	0.408	0.875	0.060	500
17W07851	17W07851B	0.409	0.787	0.236	500
17W06205	17W06205B	0.410	0.625	0.033	1000
17W10100	17W10100B	0.410	1.010	0.100	500
17W07854	17W07854B	0.413	0.787	0.079	1000
17W08660	17W08660B	0.413	0.866	0.098	500
17W11001*	17W11001B	0.413	1.181	0.098	1000
17M10DIN34816	17M10DIN34816B	0.413	1.181	0.106	1000
17W05553*	17W05553B	0.415	0.555	0.060	1000
17W09852	17W09852B	0.416	0.995	0.060	500
17W08049	17W08049B	0.418	0.805	0.062	500
17W06873	17W06873B	0.421	0.687	0.031	1000
17W06874	17W06874B	0.421	0.687	0.062	1000
17W06265	17W06265B	0.422	0.625	0.203	500
17W05984	17W05984B	0.423	0.600	0.032	1000
17W06592*	17W06592B	0.433	0.656	0.085	1000
17W09843	17W09843B	0.433	0.984	0.088	1000
17W13761	17W13761B	0.433	1.378	0.157	500
17W06884*	17W06884B	0.434	0.688	0.125	1000
17W08100	17W08100B	0.435	0.810	0.060	500
17W06256	17W06256B	0.437	0.625	0.093	1000
17W06268*	17W06268B	0.437	0.625	0.250	500
17W06304	17W06304B	0.437	0.629	0.125	1000
17W06885	17W06885B	0.437	0.687	0.100	1000
17W07537	17W07537B	0.437	0.750	0.036	500
17W08661*	17W08661B	0.437	0.876	0.502	500
17W12518	17W12518B	0.437	1.250	0.125	1000
17W14930	17W14930B	0.437	1.500	0.130	500
17W06207	17W06207B	0.438	0.625	0.032	1000
17W06500	17W06500B	0.440	0.650	0.125	1000
17W06620*	17W06620B	0.440	0.662	0.122	1000
17W07404	17W07404B	0.440	0.750	0.093	1000
17W10030	17W10030B	0.440	1.000	0.060	500
17W07518	17W07518B	0.443	0.745	0.095	1000
16FW437032	16FW437032B	0.443	0.750	0.032	1000
16FW437062	16FW437062B	0.443	0.750	0.062	1000
16FW437093	16FW437093B	0.443	0.750	0.093	1000
16FW437125	16FW437125B	0.443	0.750	0.125	1000
17W12500*	17W12500B	0.443	1.250	0.220	500
17W06701*	17W06701B	0.448	0.670	0.120	1000
17W15019	17W15019B	0.449	1.500	0.075	1000
17W10001	17W10001B	0.450	1.000	0.125	1000
17W13757	17W13757B	0.450	1.375	0.090	1000
17W09381	17W09381B	0.453	0.938	0.155	500
17W07091	17W07091B	0.461	0.709	0.110	500
17W05230	17W05230B	0.463	0.523	0.060	1000
17W07130	17W07130B	0.463	0.713	0.065	1000
17W06140*	17W06140B	0.464	0.614	0.110	1000
17W05751	17W05751B	0.467	0.575	0.090	1000
17W05632	17W05632B	0.468	0.563	0.155	1000
17W06591	17W06591B	0.468	0.659	0.119	500
17W07533*	17W07533B	0.470	0.750	0.200	500
17W13760*	17W13760B	0.470	1.375	0.093	1000
17W09290	17W09290B	0.472	0.929	0.126	500
17W07534	17W07534B	0.473	0.685	0.190	500
17W05253	17W05253B	0.475	0.525	0.070	1000
17W11800	17W11800B	0.477	1.184	0.079	500
17W08251	17W08251B	0.480	0.825	0.100	500
17W05461	17W05461B	0.481	0.554	0.030	1000
17W06711	17W06711B	0.481	0.671	0.031	1000
17W07752	17W07752B	0.485	0.775	0.150	500
17W08802	17W08802B	0.485	0.880	0.060	500
17W09902*	17W09902B	0.485	1.003	0.173	1000
17W07093	17W07093B	0.490	0.710	0.125	1000
17W08090	17W08090B	0.495	0.809	0.059	500
17W07420*	17W07420B	0.498	0.742	0.119	1000
17W06001*	17W06001B	0.500	0.600	0.120	1000
17W06151	17W06151B	0.500	0.625	0.132	500
17W07183	17W07183B	0.500	0.725	0.110	1000
17W07751	17W07751B	0.500	0.775	0.120	500
17W08756	17W08756B	0.500	0.875	0.125	500
17W08810	17W08810B	0.500	0.880	0.065	500
17W09001	17W09001B	0.500	0.900	0.075	500
17W10016	17W10016B	0.500	1.000	0.100	500
17W10023	17W10023B	0.500	1.000	0.062	1000
17W10027	17W10027B	0.500	1.000	0.187	1000
17W11257	17W11257B	0.500	1.125	0.062	500
17W15002	17W15002B	0.500	1.500	0.125	500
17W15022	17W15022B	0.500	1.500	0.031	500
17W12030*	17W12030B	0.502	1.220	0.150	500
17W10034	17W10034B	0.503	1.002	0.150	500
17W11203	17W11203B	0.503	1.120	0.033	1000
17W19061	17W19061B	0.504	1.969	0.125	250
17W06240	17W06240B	0.505	0.625	0.092	1000
16FW500032	16FW500032B	0.505	0.750	0.032	1000
16FW500062	16FW500062B	0.505	0.750	0.062	1000

*** Parts marked with * are non-standard, non-stocked items and will require a minimum order amount of $1,000.**

(Continued on next page >)

PLASTIC WASHERS

17W/16FW Series (continued)
Nylon Flat Washers



NEW

Specifications:
- Material: UL94 V-2 Nylon 6/6
- Color: See Table

Features:
- Resistant to corrosion and many chemicals

Item No.		ID	OD	Thickness	Bulk Pack
Natural	Black	in	in	in	Qty
16FW500093	16FW500093B	0.505	0.750	0.093	1000
16FW500125	16FW500125B	0.505	0.750	0.125	1000
17W10010	17W10010B	0.505	1.000	0.125	1000
17W14931	17W14931B	0.505	1.500	0.125	500
17W15012*	17W15012B	0.505	1.500	0.130	500
17W15016	17W15016B	0.505	1.500	0.210	250
17W08749*	17W08749B	0.506	0.870	0.201	500
17W09406	17W09406B	0.506	0.940	0.064	1000
17W06875	17W06875B	0.507	0.692	0.042	1000
17W15013	17W15013B	0.507	1.500	0.250	250
17W07565	17W07565B	0.509	0.745	0.150	500
17W10028*	17W10028B	0.509	1.000	0.125	500
17W06439	17W06439B	0.510	0.643	0.090	1000
17W08050	17W08050B	0.510	0.805	0.220	500
17W10032	17W10032B	0.510	1.000	0.062	500
17W13119	17W13119B	0.510	1.312	0.400	250
17W13752	17W13752B	0.510	1.375	0.062	1000
17W20002	17W20002B	0.510	2.000	0.060	500
17M12DIN34815	—	0.512	0.945	0.098	500
17M12DIN34816	17M12DIN34816B	0.512	1.457	0.130	500
17W15052*	17W15052B	0.512	1.570	0.118	500
17W07564	17W07564B	0.513	0.728	0.072	1000
17W10042	17W10042B	0.515	0.750	0.250	500
17W07750	17W07750B	0.515	0.775	0.250	1000
17W09002	17W09002B	0.515	0.900	0.060	500
17W09906	17W09906B	0.515	1.000	0.093	1000
17W05255	17W05255B	0.515	1.375	0.093	1000
17W14681	17W14681B	0.515	1.468	0.050	1000
17W15031	17W15031B	0.515	1.500	0.438	500
17W07406	17W07406B	0.516	0.740	0.125	1000
17W07524	17W07524B	0.516	0.743	0.093	1000
17W12504	17W12504B	0.516	1.250	0.062	1000
17W10006	17W10006B	0.518	1.000	0.080	1000
17W15006	17W15006B	0.521	1.490	0.120	500
17W07120	17W07120B	0.522	0.712	0.062	1000
17W07382*	17W07382B	0.522	0.738	0.120	500
17W08655	17W08655B	0.522	0.856	0.098	500
17W13756	17W13756B	0.523	1.363	0.051	1000
17W06935*	17W06935B	0.525	0.690	0.250	1000
17W13751	17W13751B	0.525	1.375	0.125	500
17W06365	17W06365B	0.526	0.636	0.098	1000
17W07181	17W07181B	0.526	0.718	0.219	1000
17W07182	17W07182B	0.526	0.718	0.281	1000
16M12034250	16M12034250B	0.528	1.323	0.120	1000
16M12025200	16M12025200B	0.529	0.990	0.100	500
17W07510*	17W07510B	0.530	0.750	0.230	500
17W07544	17W07544B	0.530	0.750	0.062	500
17W07546	17W07546B	0.530	0.750	0.156	500
17W13758	17W13758B	0.530	1.375	0.173	500
17W07092*	17W07092B	0.531	0.697	0.158	1000
17W07096	17W07096B	0.531	0.697	0.167	1000
17W07002*	17W07002B	0.531	0.700	0.093	1000
17W07505	17W07505B	0.531	0.740	0.187	500
17W08650	17W08650B	0.531	0.865	0.200	500
17W08765	17W08765B	0.531	0.870	0.187	500
17W09933	17W09933B	0.531	1.000	0.062	500
17W10624	17W10624B	0.531	1.062	0.062	500
17W16250	17W16250B	0.531	1.625	0.312	250
17W08747*	17W08747B	0.532	0.875	0.155	500
17W11006	17W11006B	0.535	1.181	0.083	1000
17W11251	17W11251B	0.540	1.120	0.125	1000
17W07561*	17W07561B	0.541	0.744	0.075	1000
17W08110	17W08110B	0.544	0.817	0.140	500
17W07094*	17W07094B	0.548	0.700	0.080	1000
17W12606*	17W12606B	0.548	1.270	0.166	500
17W09904	17W09904B	0.550	1.030	0.062	500
17W07531	17W07531B	0.558	0.755	0.030	1000
17W08252	17W08252B	0.561	0.825	0.145	500
17W10003	17W10003B	0.562	1.000	0.125	1000

Item No.		ID	OD	Thickness	Bulk Pack
Natural	Black	in	in	in	Qty
17W10022	17W10022 B	0.563	1.024	0.220	#N/A
17W12509	17W12509B	0.563	1.250	0.031	1000
17W08748	17W08748B	0.564	0.878	0.062	500
17W07001	17W07001B	0.565	0.700	0.062	1000
17W07722	17W07722B	0.565	0.750	0.125	500
17W06876	17W06876B	0.568	0.687	0.062	1000
17W07051*	17W07051B	0.570	0.715	0.100	1000
17W07450	17W07450B	0.570	0.745	0.031	1000
17W07560	17W07560B	0.578	0.756	0.110	500
17W08953*	17W08953B	0.579	0.900	0.075	500
17W09378*	17W09378B	0.580	0.937	0.082	500
17W09376	17W09376B	0.583	0.937	0.062	1000
17W08803	17W08803B	0.589	0.882	0.085	500
17W07821	17W07821B	0.590	0.778	0.032	500
MFW110A	-	0.591	1.181	0.118	1000
17W11252*	17W11252B	0.592	1.102	0.098	500
17W08771	17W08771B	0.593	0.875	0.145	1000
17W07184	17W07184B	0.594	0.750	0.210	1000
17W15010*	17W15010B	0.604	1.493	0.220	500
17W06154	17W06154B	0.605	0.753	0.067	500
17W07540	17W07540B	0.605	0.753	0.055	1000
17W11000	17W11000B	0.605	1.128	0.239	500
17W08051	17W08051B	0.621	0.805	0.125	500
17W08431	17W08431B	0.621	0.845	0.101	1000
17W07511	17W07511B	0.625	0.750	0.170	500
17W08129	17W08129B	0.625	0.812	0.062	1000
17W09371	17W09371B	0.625	0.937	0.093	500
17W10033	17W10033B	0.625	1.000	0.032	1000
17W10628	17W10628B	0.625	1.102	0.118	1000
17W13126	17W13126B	0.625	1.312	0.050	500
17W17181	17W17181B	0.625	1.718	0.050	500
17W08763	17W08763B	0.627	0.875	0.114	500
17W12520	17W12520B	0.629	1.259	0.039	500
17W08122	17W08122B	0.630	0.812	0.100	1000
17W08125	17W08125B	0.630	0.812	0.220	500
17W11212	17W11212B	0.630	1.130	0.062	1000
17W15625	17W15625B	0.630	1.563	0.062	500
17W20006	17W20006B	0.630	2.000	0.125	250
17W10008	17W10008B	0.631	1.000	0.128	1000
17W10011	17W10011B	0.631	1.004	0.065	500
17W10005	17W10005B	0.632	1.000	0.185	1000
17W29300	17W29300B	0.632	2.930	0.150	250
17W07820*	17W07820B	0.633	0.782	0.125	1000
17W10025	17W10025B	0.635	0.995	0.250	1000
17W11204	17W11204B	0.635	1.120	0.140	1000
17W20008	17W20008B	0.635	2.000	0.060	500
17W10044	17W10044B	0.636	1.000	0.094	500
17W07811	17W07811B	0.640	0.781	0.031	500
17W08253	17W08253B	0.640	0.825	0.040	1000
17W10029*	17W10029B	0.640	1.000	0.128	500
17W13123	17W13123B	0.640	1.375	0.090	1000
17W10031	17W10031B	0.642	1.024	0.060	500
17W12250	17W12250B	0.643	1.225	0.100	1000
17W06440	17W06440B	0.644	1.122	0.217	500
17W11180	17W11180B	0.644	1.181	0.031	500
17W13101	17W13101B	0.645	1.310	0.120	1000
17W06501	17W06501B	0.650	1.190	0.090	1000
17W08430	17W08430B	0.656	0.844	0.060	1000
17W13124	17W13124B	0.656	1.312	0.095	500
17W13127	17W13127B	0.656	1.312	0.189	500
17W13753	17W13753B	0.656	1.375	0.125	1000
17W17501	17W17501B	0.656	1.765	0.100	500
17W15007	17W15007B	0.659	1.575	0.118	500
17W09570	17W09570B	0.665	0.950	0.093	500
17W10019	17W10019B	0.665	1.000	0.125	1000
17W15001	17W15001B	0.665	1.500	0.094	500
17W09571	17W09571B	0.666	0.957	0.139	500
17M16DIN34815	17M16DIN34815B	0.669	1.181	0.118	1000
17W16901*	17W16901B	0.669	1.693	0.236	500

*** Parts marked with * are non-standard, non-stocked items and will require a minimum order amount of $1,000.**

(Continued on next page >)

PLASTIC WASHERS

17W/16FW Series (continued)
Nylon Flat Washers



NEW

Specifications:
- Material: UL94 V-2 Nylon 6/6
- Color: See Table

Features:
- Resistant to corrosion and many chemicals

Item No.		ID	OD	Thickness	Bulk Pack Qty
Natural	Black	in	in	in	
17M16DIN34816	17M16DIN34816B	0.669	1.969	0.130	1000
17W12524	17W12524B	0.670	1.240	0.060	500
17W10035	17W10035B	0.675	1.000	0.200	500
17W10619	17W10619B	0.680	1.062	0.150	500
17W08651	17W08651B	0.688	0.865	0.155	500
17W08653	17W08653B	0.690	0.862	0.220	500
17W08805*	17W08805B	0.690	0.880	0.032	500
17W09600	17W09600B	0.692	0.960	0.126	500
17W08121	17W08121B	0.695	0.812	0.093	1000
17W15005	17W15005B	0.696	1.500	0.120	500
17W17251	17W17251B	0.697	1.425	0.100	500
17W09260	17W09260B	0.705	0.926	0.124	500
17W08711*	17W08711B	0.706	0.871	0.111	500
17W09372*	17W09372B	0.710	0.945	0.060	1000
17W10626	17W10626B	0.728	1.102	0.039	500
17W08400	17W08400B	0.730	0.840	0.125	500
17W09844	17W09844B	0.730	0.993	0.097	500
17W10007	17W10007B	0.730	1.000	0.062	500
17W10620	17W10620B	0.740	1.060	0.100	500
17W10622	17W10622B	0.740	1.062	0.225	500
MFW130A	—	0.748	1.339	0.118	250
17W08769*	17W08769B	0.750	0.875	0.160	500
17W09907	17W09907B	0.750	1.000	0.125	500
17W15020	17W15020B	0.750	1.500	0.250	250
17W15050	17W15050B	0.750	1.505	0.053	1000
17W08652	17W08652B	0.755	0.875	0.125	500
17W07539*	17W07539B	0.755	0.962	0.101	500
17W10017	17W10017B	0.755	1.000	0.175	500
17W14252	17W14252B	0.755	1.485	0.197	500
17W15004	17W15004B	0.755	1.500	0.130	500
17W09901	17W09901B	0.760	1.000	0.062	500
17W09905*	17W09905B	0.760	1.000	0.281	500
17W14250	17W14250B	0.760	1.420	0.100	1000
17W11258	17W11258B	0.763	1.125	0.125	1000
17W12503	17W12503B	0.765	1.250	0.080	1000
17W13102	17W13102B	0.765	1.312	0.063	1000
17W17252	17W17252B	0.765	1.490	0.100	500
17W09930	17W09930B	0.771	0.993	0.124	500
17W08770*	17W08770B	0.780	0.891	0.505	500
17W09853	17W09853B	0.781	1.000	0.075	500
17W13747	17W13747B	0.781	1.375	0.063	500
17W15054	17W15054B	0.790	1.500	0.120	500
17W15053	17W15053B	0.795	1.575	0.039	1000
17W08710*	17W08710B	0.797	0.887	0.500	500
17W12252*	17W12252B	0.799	1.201	0.118	500
17W25002	17W25002B	0.800	2.500	0.063	250
17W14611	17W14611B	0.802	1.455	0.125	500
17W12507	17W12507B	0.805	1.250	0.060	500
17W20062	17W20062B	0.805	2.000	0.062	250
17W30062	17W30062B	0.805	2.969	0.062	250
17W15051	17W15051B	0.810	1.490	0.062	1000
17W10570	17W10570B	0.812	1.057	0.125	1000
17W12510	17W12510B	0.812	1.250	0.080	1000
17W17242	17W17242B	0.812	1.750	0.125	500
17W31250	17W31250B	0.812	3.132	0.125	250
17W11005*	17W11005B	0.827	1.181	0.157	500
17M20DIN34815	17M20DIN34815B	0.827	1.457	0.118	250
17W12517	17W12517B	0.839	1.250	0.040	1000
17W11140*	17W11140B	0.840	1.114	0.127	500
17W10571	17W10571B	0.844	1.000	0.125	500
17W10311	17W10311B	0.844	1.031	0.040	1000
17W10623	17W10623B	0.855	1.107	0.058	500
17W11002	17W11002B	0.875	1.117	0.195	500
17W12502	17W12502B	0.875	1.250	0.125	1000
17W12032	17W12032B	0.880	1.280	0.062	500
17W12519	17W12519B	0.886	1.250	0.105	500
17W11256	17W11256B	0.889	1.125	0.060	1000
17W11259*	17W11259B	0.920	1.125	0.126	500

Item No.		ID	OD	Thickness	Bulk Pack Qty
Natural	Black	in	in	in	
17W17500*	17W17500B	0.928	1.750	0.275	500
17W13755*	17W13755B	0.938	1.310	0.040	1000
17W16253	17W16253B	0.940	1.625	0.060	500
17W11320*	17W11320B	0.942	1.132	0.130	500
17W18001	17W18001B	0.948	1.800	0.057	500
17W12031	17W12031B	0.984	1.203	0.050	500
MFW150A	—	0.984	1.732	0.157	250
17W14502	17W14502B	0.990	1.450	0.120	1000
17W13120	17W13120B	1.000	1.312	0.191	500
17W13122	17W13122B	1.000	1.312	0.125	1000
17W14371	17W14371B	1.000	1.437	0.069	1000
17W14501	17W14501B	1.000	1.450	0.063	1000
17W15620	17W15620B	1.000	1.563	0.062	1000
17W16252	17W16252B	1.000	1.625	0.187	500
17W22500	17W22500B	1.000	2.250	0.075	250
17W12251	17W12251B	1.001	1.245	0.031	500
17W15014	17W15014B	1.010	1.468	0.112	1000
17W13759	17W13759B	1.015	1.375	0.125	500
17W10018	17W10018B	1.015	1.500	0.250	250
17W15008	17W15008B	1.015	1.500	0.080	1000
17W17243	17W17243B	1.015	1.755	0.062	500
17W10627*	17W10627B	1.022	1.135	0.500	500
17W13125	17W13125B	1.026	1.312	0.191	500
17W18500	17W18500B	1.028	1.850	0.120	500
17W12181	17W12181B	1.031	1.218	0.040	1000
17W13762*	17W13762B	1.031	1.375	0.500	1000
17W25001	17W25001B	1.075	2.500	0.125	250
17W20004	17W20004B	1.080	2.000	0.160	250
17W13121	17W13121B	1.088	1.312	0.062	500
MFW160A	—	1.102	1.969	0.157	250
17W29503	17W29503B	1.125	2.935	0.093	250
17W15400	17W15400B	1.164	1.540	0.192	500
17W14610	17W14610B	1.180	1.460	0.100	1000
MFW170A	—	1.220	2.205	0.157	250
17W15021*	17W15021B	1.230	1.500	0.064	500
17W15009	17W15009B	1.250	1.500	0.125	1000
17W16900	17W16900B	1.255	1.695	0.065	1000
17W30000	17W30000B	1.270	3.005	0.093	250
17W22800	17W22800B	1.275	2.275	0.120	250
17W20001	17W20001B	1.280	2.010	0.135	250
17W20013	17W20013B	1.325	2.000	0.310	250
17W16251	17W16251B	1.375	1.625	0.110	500
17W16514*	17W16514B	1.395	1.650	0.140	500
17W16300*	17W16300B	1.405	1.635	0.093	500
17W20014*	17W20014B	1.410	2.250	0.130	250
17W21850*	17W21850B	1.420	2.180	0.050	250
MFW180A	—	1.457	2.598	0.197	250
17W30002*	17W30002B	1.490	2.970	0.125	250
17W16240*	17W16240B	1.495	1.619	0.245	500
17W17241	17W17241B	1.500	1.724	0.032	1000
17W19060	17W19060B	1.500	1.906	0.093	500
17W16301*	17W16301B	1.508	1.628	0.072	500
17W20012	17W20012B	1.525	1.985	0.125	1000
17W20003	17W20003B	1.525	2.000	0.060	250
MFW190A	—	1.575	2.835	0.236	250
17W30093	17W30093B	1.625	3.005	0.093	250
17W22005*	17W22005B	1.720	2.205	0.050	250
17W25003	17W25003B	1.750	2.500	0.125	250
17W21350*	17W21350B	1.760	0.453	0.130	250
17W20600*	17W20600B	1.800	2.060	0.055	250
17W26802	17W26802B	1.930	2.690	0.125	250
17W32600*	17W32600B	2.620	3.260	0.062	250
16M70074500	16M70074500B	2.756	2.933	0.197	1000
17W30003	17W30003B	2.800	3.016	0.122	250
17W30073	17W30073B	2.800	3.016	0.072	250
17W30300*	17W30300B	3.030	3.600	0.075	250

*** Parts marked with * are non-standard, non-stocked items and will require a minimum order amount of $1,000.**

16M Series
Metric Nylon Flat Washers

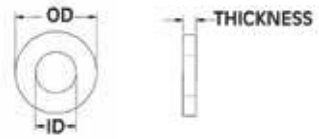

NEW

Specifications:
- Material: UL94 V-2 Nylon 6/6
- Color: Natural

Item No.	ID mm	OD mm	Thickness mm	Fits Screw	Bulk Pack Qty
16M02050080	2.2	5.0	0.8	M2	1000
16M02556080	2.7	5.6	0.8	M2.5	1000
16M03080080	3.2	8.0	0.8	M3	1000
16M03580080	3.7	8.0	0.8	M3.5	1000
16M04080200	4.3	8.0	2.0	M4	1000
16M04090080	4.3	9.0	0.8	M4	1000
16M05011100	5.3	11.0	1.0	M5	1000

Item No.	ID mm	OD mm	Thickness mm	Fits Screw	Bulk Pack Qty
16M06012150	6.4	12.0	1.5	M6	1000
16M08018200	8.4	18.0	2.0	M8	500
16M08525200	8.5	25.0	2.0	M8.5	500
16M08535110	8.5	35.0	1.1	M8	1000
16M10022250	10.5	22.0	2.5	M10	500
16M12025200	13.4	25.1	2.5	M12	500
16M12034250	13.4	33.6	3.1	M12	1000
16M70074500	70.0	74.5	5.0	M64	1000

MFW/17M34815 Series
DIN 34815 / 125 Nylon Flat Washers

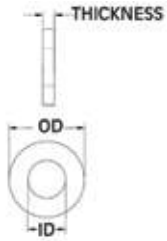

LINE EXTENSION

Specifications:
- Material: UL94 V-2 Nylon 6/6
- Color: See Table

Features:
- Conforms to DIN 34815 / DIN 125

Item No. Natural	Item No. Black	ID mm	OD mm	Thickness mm	Fits Screw	Bulk Pack Qty
MFW010A	—	2.2	5.0	0.3	M2	1000
MFW020A	—	2.7	6.0	0.5	M2.5	1000
MFW030A	MFW030B	3.2	7.0	0.5	M3	1000
MFW040A	—	3.7	8.0	0.5	M3.5	1000
• 17M04DIN34815	• 17M04DIN34815B	4.3	9.0	0.8	M4	1000
• 17M05DIN34815	• 17M05DIN34815B	5.3	10.0	1.0	M5	1000
• 17M06DIN34815	• 17M06DIN34815B	6.4	12.0	1.6	M6	1000
• 17M08DIN34815	• 17M08DIN34815B	8.4	16.0	1.6	M8	1000
• 17M10DIN34815	• 17M10DIN34815B	10.5	20.0	2.0	M10	1000
• 17M12DIN34815	• 17M12DIN34815B	13.0	24.0	2.5	M12	500
MFW110A	—	15.0	30.0	3.0	M14	1000
• 17M16DIN34815	• 17M16DIN34815B	17.0	30.0	3.0	M16	1000
MFW130A	—	19.0	34.0	3.0	M18	250
• 17M20DIN34815	• 17M20DIN34815B	21.0	37.0	3.0	M20	500
MFW150A	—	25.0	44.0	4.0	M22	250
MFW160A	—	28.0	50.0	4.0	M24	250
MFW170A	—	31.0	56.0	4.0	M27	250
MFW180A	—	37.0	66.0	5.0	M30	250
MFW190A	—	40.0	72.0	6.0	M36	250

17M34816 Series
DIN 34816 / 9021 Nylon Flat Washers

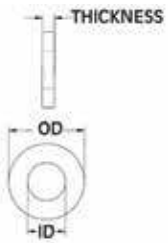

NEW

Specifications:
- Material: UL94 V-2 Nylon 6/6
- Color: Natural

Features:
- Conforms to DIN 34816 / DIN 9021

Item No.	ID mm	OD mm	Thickness mm	Fits Screw	Bulk Pack Qty
17M03DIN34816	3.2	9.0	0.9	M3	1000
17M04DIN34816	4.3	12.0	1.1	M4	1000
17M05DIN34816	5.3	15.0	1.4	M5	1000
17M06DIN34816	6.4	18.0	1.8	M6	1000
17M08DIN34816	8.4	24.0	2.2	M8	500
17M10DIN34816	10.5	30.0	2.7	M10	1000
17M12DIN34816	13.0	37.0	3.3	M12	500
17M16DIN34816	17.0	50.0	3.3	M16	1000

PLASTIC WASHERS

185 Series
PEEK® Flat Washers

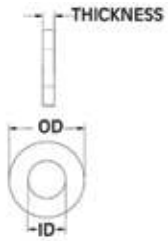

Specifications:
- Material: UL94 V-0 PEEK®
- Color: Light Brown

Features:
- Heat Resistant up to 350°F
- Excellent mechanical and chemical resistance

Item No.	ID		OD		Thickness		Fits Screw		Bulk Pack Qty
	in	mm	in	mm	in	mm	Imperial	Metric	
185020070409	0.106	2.7	0.236	6.0	0.020	0.5	#3	M2.5	250
185030070409	0.126	3.2	0.276	7.0	0.020	0.5	#5	M3	250
185040070409	0.169	4.3	0.354	9.0	0.031	0.8	#8	M4	250
185050070409	0.209	5.3	0.394	10.0	0.039	1.0	#10	M5	250
185060070409	0.252	6.4	0.492	12.5	0.063	1.6	1/4	M6	250
185080070409	0.331	8.4	0.669	17.5	0.063	1.6	5/16	M8	100
185100070409	0.413	10.5	0.827	21.0	0.079	2.0	3/8	M10	100

173 Series
Polycarbonate Flat Washer

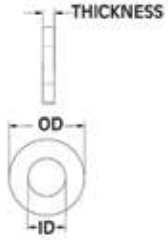

Specifications:
- Material: Polycarbonate
- Color: Clear

Features:
- High transparency

Item No.	ID		OD		Thickness		Fits Screw		Bulk Pack Qty
	in	mm	in	mm	in	mm	Imprial	Metric	
173000200022	0.083	2.1	0.157	4.0	0.020	0.5	#2	M2	100
173002600022	0.106	2.7	0.236	6.0	0.020	0.5	#3	M2.5	100
173000300022	0.160	3.3	0.315	8.0	0.031	0.8	#5	M3	100
173000400022	0.177	4.5	0.394	10.0	0.031	0.8	#8	M4	100
173000500022	0.217	5.5	0.472	12.0	0.039	1.0	#12	M5	100
173000600022	0.256	6.5	0.512	13.0	0.063	1.6	1/4	M6	100
173000800022	0.335	8.5	0.709	18.0	0.063	1.6	5/16	M8	100

032/033 Series
PVC Flat Washer

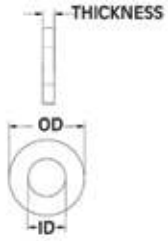

Specifications:
- Material: PVC
- Color: Black

Features:
- Moisture resistant
- Abrasion resistant

Item No.	ID		OD		Thicknes		Fits Screw		Bulk Pack Qty
	in	mm	in	mm	in	mm	Imperial	Metric	
032030011407	0.126	3.2	0.354	9.0	0.059	1.5	#5	M3	1000
032040011407	0.169	4.3	0.472	12.0	0.055	1.4	#8	M4	1000
032050011407	0.209	5.3	0.591	15.0	0.059	1.5	#10	M5	500
032060011407	0.252	6.4	0.709	18.2	0.079	2.0	1/4	M6	500
032080011407	0.331	8.4	0.984	25.0	0.098	2.5	5/16	M8	500
032100011407	0.413	10.5	1.181	30.0	0.118	3.0	3/8	M10	250
032120011407	0.512	13.0	1.575	40.0	0.118	3.0	1/2	M13	100
033030011407	0.126	3.2	0.591	15.0	0.059	1.5	#5	M3	500
033040011407	0.169	4.3	0.709	18.0	0.079	2.0	#8	M4	500
033050011407	0.209	5.3	0.984	25.0	0.098	2.5	#10	M5	500
033060011407	0.252	6.4	1.181	30.0	0.118	3.0	1/4	M6	100
033080011407	0.331	8.4	1.575	40.0	0.118	3.0	5/16	M8	100

PLASTIC WASHERS

585 Series
Polypropylene Flat Washer

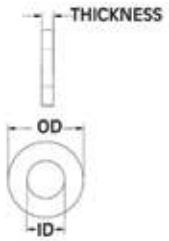

Specifications:
- Material: Polypropylene
- Color: Natural

Features:
- Excellent chemical resistance
- Moisture resistant

Item No.	ID		Ø		Thickness		Fits Screw		Bulk Pack Qty
	in	mm	in	mm	in	mm	Imperial	Metric	
585010000011	0.169	4.3	0.354	9.0	0.031	0.8	#8	M4	100
585020000011	0.209	5.3	0.394	10.0	0.039	1.0	#10	M5	100
585030000011	0.252	6.4	0.472	12.0	0.063	1.6	1/4	M6	100
585040000011	0.331	8.4	0.630	16.0	0.063	1.6	5/16	M8	100
585060000011	0.413	10.5	0.787	20.0	0.079	2.0	3/8	M10	100
585050000011	0.512	13.0	0.945	24.0	0.098	2.5	1/2	M12	100

RWM Series
Metric Retaining Washers

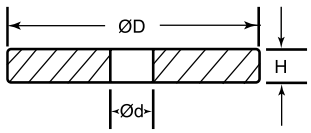

Specifications:
- Material: Nylon
- Color: Natural

Features:
- Designed to grip outside of screw shank
- Easily slides on to the screw but is retained by the screw once assembled
- Ideal for applications requiring pre-assembly of the screw and washer

Item No.	Screw Size	Ø D	Ø d	H	Bulk Pack Qty
		mm	mm	mm	
RWM050A	M2	5.0	2.7	1.5	1000
RWM100A	M3	9.0	3.2	1.5	1000
RWM150A	M3	5.5	3.2	2.2	1000
RWM200A	M4	7.0	4.3	2.3	1000
RWM250A	M4	12.0	4.3	1.4	1000
RWM300A	M5	11.5	5.3	1.4	1000
RWM350A	M5	8.5	5.3	2.8	1000
RWM400A	M6	18.0	6.4	2.0	1000
RWM450A	M6	10.0	6.4	2.8	500
RWM500A	M8	13.0	8.4	2.8	500
RWM550A	M10	21.0	10.5	2.5	500

015 Series
Retaining Polyethylene Washer

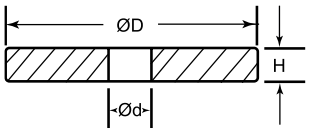

Specifications:
- Material: Polyethylene
- Color: See Table

Features:
- Designed to grip outside of screw shank
- Easily slides on to the screw but is retained by the screw once assembled
- Ideal when pre-assembly of the screw and washer is required
- Reduces assembly time and cost

Item No			Screw Size		Ø D		Ø d		H		Bulk Pack Qty
Red	Grey	Blue	Imperial	Metric	in	mm	in	mm	in	mm	
015002500503	**015102500203**	**015202508703**	#3	M2.5	0.256	6.5	0.106	2.7	0.043	1.1	1000
015005000503	**015105000203**	**015205008703**	#10	M5	0.433	11.0	0.209	5.3	0.051	1.3	1000
015006000503	**015106000203**	**015206008703**	1/4	M6	0.472	12.0	0.252	6.4	0.063	1.6	500
015008000503	**015108000203**	**015208008703**	5/16	M7	0.669	17.0	0.331	8.4	0.079	2.0	500
—	**015102500203**	**015210008703**	3/8	M10	0.709	18.0	0.413	10.5	0.059	1.5	500

PLASTIC WASHERS

16FWRT Series
Retaining Flat Washers

NEW

Specifications:
- Material: UL94 V-2 Nylon 6/6
- Color: Natural

Features:
- ID designed to grip the outside of the screw shank
- Washer slides onto the screw easily, but is retained on the screw
- For use in applications requiring pre-assembly of the screw and washer
- Reduces final assembly cost

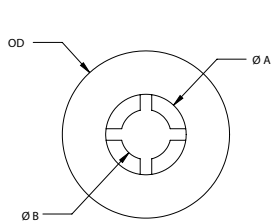

Item No.	Screw Size	Ø A		OD		C		Ø B		Bulk Pack Qty
		in	mm	in	mm	in	mm	in	mm	
16FWRT002032	#2	0.115	2.9	0.203	5.2	0.032	0.8	0.078	2.0	1000
16FWRT002062	#2	0.115	2.9	0.203	5.2	0.062	1.6	0.078	2.0	1000
16FWRT004032	#4	0.156	4.0	0.266	6.8	0.032	0.8	0.102	2.6	1000
16FWRT004050	#4	0.156	4.0	0.250	6.4	0.050	1.3	0.102	2.6	1000
16FWRT004062	#4	0.156	4.0	0.266	6.8	0.062	1.6	0.102	2.6	1000
16FWRT004125	#4	0.156	4.0	0.266	6.8	0.125	3.2	0.102	2.6	1000
16FWRT006032	#6	0.198	5.0	0.328	8.3	0.032	0.8	0.128	3.3	1000
16FWRT006062	#6	0.198	5.0	0.328	8.3	0.062	1.6	0.128	3.3	1000
16FWRT007062	#7	0.375	9.5	0.750	19.1	0.062	1.6	0.215	5.5	500
16FWRT007062A	#7	0.375	9.5	1.000	25.4	0.062	1.6	0.215	5.5	250
16FWRT008045	#8	0.218	5.5	0.453	11.5	0.045	1.1	0.135	3.4	1000
16FWRT008032	#8	0.235	6.0	0.391	9.9	0.032	0.8	0.152	3.9	1000
16FWRT008032A	#8	0.235	6.0	0.390	9.9	0.032	0.8	0.135	3.4	1000
16FWRT008032C	#8	0.235	6.0	0.328	8.3	0.032	0.8	0.152	3.9	1000
16FWRT008062	#8	0.235	6.0	0.391	9.9	0.062	1.6	0.152	3.9	1000
16FWRT010059	#10	0.275	7.0	0.787	20.0	0.059	1.5	0.177	4.5	500
16FWRT010032	#10	0.277	7.0	0.453	11.5	0.032	0.8	0.177	4.5	1000
16FWRT010055	#10	0.277	7.0	0.400	10.2	0.055	1.4	0.177	4.5	1000
16FWRT010062	#10	0.277	7.0	0.453	11.5	0.062	1.6	0.177	4.5	1000
16FWRT010062A	#10	0.277	7.0	0.500	12.7	0.062	1.6	0.177	4.5	1000
16FWRT010062C	#10	0.277	7.0	0.630	16.0	0.062	1.6	0.177	4.5	1000
16FWRT250032A	1/4	0.344	8.7	0.500	12.7	0.032	0.8	0.234	5.9	1000
16FWRT250032	1/4	0.375	9.5	0.594	15.1	0.032	0.8	0.234	5.9	1000
16FWRT250062	1/4	0.375	9.5	0.594	15.1	0.062	1.6	0.234	5.9	1000
16FWRT250062C	1/4	0.375	9.5	1.500	38.1	0.062	1.6	0.234	5.9	1000
16FWRT250062E	1/4	0.375	9.5	0.734	18.7	0.062	1.6	0.234	5.9	1000
16FWRT250062A	1/4	0.450	11.4	1.500	38.1	0.062	1.6	0.234	5.9	1000
16FWRT312032	5/16	0.470	11.9	0.734	18.7	0.032	0.8	0.292	7.4	1000
16FWRT312062	5/16	0.470	11.9	0.734	18.7	0.062	1.6	0.292	7.4	1000
16FWRT375062A	3/8	0.563	14.3	1.260	32.0	0.062	1.6	0.350	8.9	1000
16FWRT375032	3/8	0.564	14.3	0.891	22.6	0.032	0.8	0.350	8.9	1000
16FWRT375062	3/8	0.564	14.3	0.891	22.6	0.062	1.6	0.350	8.9	500
16FWRT375062C	3/8	0.564	14.3	0.734	18.7	0.062	1.6	0.350	8.9	1000
16FWRT437032	7/16	0.570	14.5	1.031	26.2	0.032	0.8	0.410	10.4	500
16FWRT437062	7/16	0.570	14.5	1.031	26.2	0.062	1.6	0.410	10.4	500
16FWRT500032	1/2	0.690	17.5	1.125	28.6	0.032	0.8	0.468	11.9	500
16FWRT500062	1/2	0.690	17.5	1.125	28.6	0.062	1.6	0.468	11.9	500
16FWRT875062	7/8	0.940	23.9	1.344	34.1	0.062	1.6	0.825	21.0	250
16FWRT999062	1	1.070	27.2	1.385	35.2	0.062	1.6	0.970	24.6	250

16SRRW Series
Sealing and Retaining Washers

NEW

Specifications:
- Material: UL94 V-2 Nylon 6/6
- Color: Natural

Features:
- Allows preliminary mounting of the bolt before securing with a nut
- The tapered design retains the screw prior to assembly; it cold forms and fully enters the pitch of the screw to provide sealing

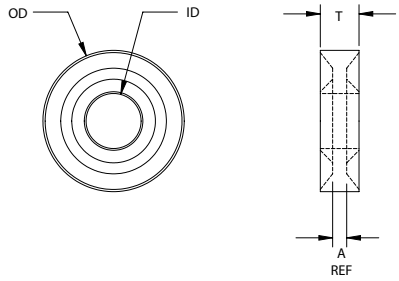

Item No.	Screw Size	ID		OD		T		A Ref		Bulk Pack Qty
		in	mm	in	mm	in	mm	in	mm	
16SRRW004209083	#4	0.125	3.2	0.321	8.2	0.088	2.2	0.032	0.8	1000
16SRRW006354150	#6	0.154	3.9	0.363	9.2	0.095	2.4	0.037	0.9	1000
16SRRW008374163	#8	0.161	4.1	0.380	9.7	0.103	2.6	0.039	1.0	1000
16SRRW010421200	#10	0.200	5.1	0.421	10.7	0.120	3.1	0.060	1.5	1000
16SRRW025500242	1/4	0.242	6.2	0.500	12.7	0.139	3.5	0.070	1.8	1000
16SRRW025500256	1/4	0.256	6.5	0.505	12.8	0.139	3.5	0.070	1.8	1000
16SRRW031637318	5/16	0.318	8.1	0.640	16.3	0.158	4.0	0.060	1.5	500
16SRRW037771381	3/8	0.381	9.7	0.775	19.7	0.177	4.5	0.070	1.8	1000
16SRRW050100504	1/2	0.504	12.8	1.000	25.4	0.197	5.0	0.079	2.0	1000

16MLSW Series
Metric Locking and Sealing Washer

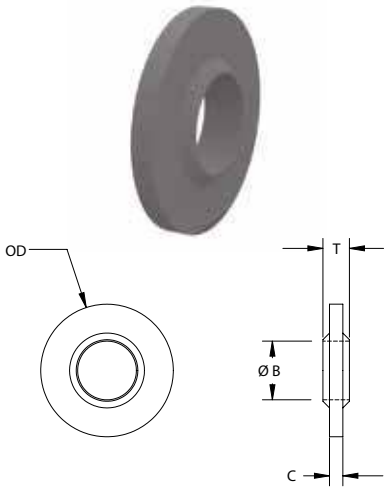

Style A

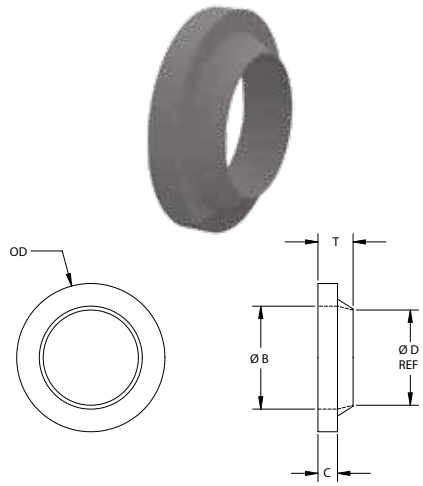

Style B

Specifications:
- Material: UL94 V-2 Nylon 6/6
- Color: Natural

Features:
- Designed to create interference on both the outside diameter of a hex nut and on the inside diameter on the screw

Item No.	Screw Size		Style	Ø B	Ø D	Ø	C	T	Bulk Pack Qty
	Metric	Imperial		mm	mm	mm	mm	mm	
16MLSW030070070	M3	#4	A	3.1	—	7.0	0.7	1.4	1000
16MLSW040090125	M4	#8	A	4.2	—	8.9	1.3	2.8	1000
16MLSW050104140	M5	#10	A	5.2	—	10.4	1.4	3.5	1000
16MLSW060120160	M6	#12	A	6.1	—	12.0	1.6	4.0	1000
16MLSW080158210	M8	5/16	A	8.1	—	15.8	2.1	4.6	500
16MLSW100196210	M10	3/8	A	10.0	—	19.6	2.1	5.3	500
16MLSW140252250	M14	9/16	A	14.0	—	25.2	2.5	5.5	1000
16MLSW042090120	M3.5	#6	B	4.2	3.7	9.0	1.2	3.0	1000
16MLSW048100150	M4	—	B	4.8	4.1	10.0	1.5	3.2	1000
16MLSW060125150	M5	#10	B	6.3	5.0	12.5	1.5	2.8	1000
16MLSW080160160	M7	1/4	B	8.2	7.0	16.0	1.6	3.1	500
16MLSW103150200 *	R 1/8	—	B	10.3	9.5	15.0	2.0	4.0	1000
16MLSW132190250 *	R 1/4	—	B	13.2	12.2	19.0	2.5	4.5	500

***Whitworth Tapered Pipe Thread**

17SPRING Series
Spring Washers

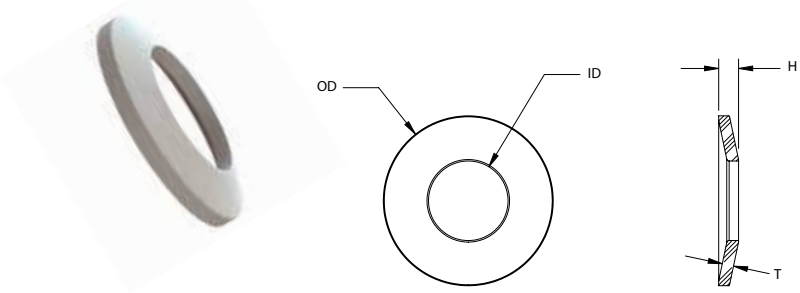

Specifications:
- Material: Acetal
- Color: Natural

Features:
- Acetal material has excellent spring properties and is light weight. It is naturally lubricated and allows use in rotating assemblies as well as under water applications
- Used to eliminate rattles, take up tolerance variables and provide accurate spacing and tension
- May be used singly, in parallel, in series or in series parallel for a wide range of deflection and load capacity

Item No.	Screw Size		ID		OD		H		T		Max Compressed Ø		Bulk Pack Qty
	Imperial	Metric	in	mm	in	mm	in	mm	in	mm	in	mm	
17SPRINGW100	#6	M3.5	0.152	3.9	0.316	8.0	0.045	1.1	0.027	0.7	0.330	8.4	1000
17SPRINGW200	#8	M4	0.173	4.4	0.297	7.5	0.046	1.2	0.028	0.8	0.310	7.9	1000
17SPRINGW300	#10	M5	0.204	5.2	0.365	9.3	0.053	1.4	0.030	0.8	0.372	9.5	1000
17SPRINGW320	#10	M5	0.235	6.0	0.416	10.6	0.062	1.6	0.035	0.9	0.430	10.9	1000
17SPRINGW360	1/4	M6	0.276	7.0	0.448	11.4	0.062	1.6	0.035	0.9	0.485	12.3	1000
17SPRINGW400	1/4	M6	0.264	6.7	0.564	14.4	0.066	1.7	0.038	1.0	0.579	14.7	1000
17SPRINGW500	5/16	M8	0.328	8.3	0.660	16.8	0.080	2.0	0.048	1.2	0.680	17.3	1000
17SPRINGW600	3/8	M10	0.451	11.5	0.848	21.5	0.095	2.4	0.055	1.4	0.865	22.0	1000
17SPRINGW650	3/8	M10	0.451	11.5	0.848	21.5	0.080	2.0	0.039	1.0	0.865	22.0	1000

PLASTIC WASHERS

11SFW Series
Finishing Washers

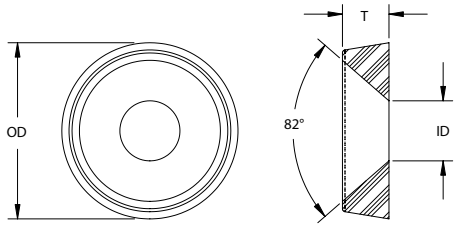

Specifications:
- Material: UL94 V-2 Nylon 6/6
- Color: See Table

Features:
- These molded washers protect cabinets from scratching, cover misaligned holes, etc.
- May also be used as glides, bumpers, feet and spacers

Item No.		Screw Size	OD		ID		T		Bulk Pack Qty
Natural	Black		in	mm	in	mm	in	mm	
11SFW0006	11SFW0006B	#6	0.437	11.1	0.143	3.6	0.100	2.5	1000
11SFW0008	11SFW0008B	#8	0.510	13.0	0.171	4.3	0.115	2.9	1000
11SFW0010	11SFW0010B	#10	0.575	14.6	0.196	5.0	0.152	3.9	1000
11SFW0012	11SFW0012B	#12	0.609	15.5	0.225	5.8	0.160	4.1	1000
11SFW0025	11SFW0025B	1/4	0.683	17.4	0.260	6.6	0.180	4.6	500

13CS Series
Coved Spacers

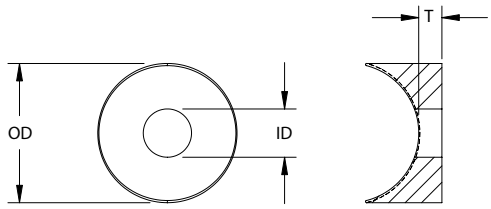

Specifications:
- Material: UL94 V-2 Nylon 6/6
- Color: See Table

Features:
- For attaching parts to rods, tubes or curved contours

Item No.		Tube Size		Screw Size	OD		ID		T		Bulk Pack Qty
Natural	Black	in	mm		in	mm	in	mm	in	mm	
13CS0001	13CS0001B	0.750	19.1	1/4	0.750	19.1	0.260	6.6	0.125	3.2	1000
13CS0002	13CS0002B	0.875	22.2	1/4	0.843	21.4	0.257	6.5	0.156	4.0	1000
13CS0003	13CS0003B	1.000	25.4	#12	0.835	21.2	0.218	5.5	0.500	12.7	1000
13CS0004	13CS0004B	1.000	25.4	1/4	1.000	25.4	0.260	6.6	0.250	6.4	1000
13CS0005	13CS0005B	1.000	25.4	5/16	1.000	25.4	0.325	8.3	0.250	6.4	1000
13CS0006	13CS0006B	1.100	27.9	1/4	1.000	25.4	0.250	6.4	0.125	3.2	1000
13CS0007	13CS0007B	1.125	28.6	3/8	0.875	22.2	0.375	9.5	0.250	6.4	1000
13CS0009	13CS0009B	1.000	25.4	5/16	0.984	25.0	0.323	8.2	0.157	4.0	1000
13CS0013	13CS0013B	1.250	31.8	3/8	1.260	32.0	0.409	10.4	0.134	3.4	1000

For 90° Flat or Oval Head Screw

Item No.		Tube Size		Screw Size	OD		ID		T		Bulk Pack Qty
Natural	Black	in	mm		in	mm	in	mm	in	mm	
13CS0008	13CS0008B	0.996	25.3	5/16	0.866	22.0	0.323	8.2	0.217	5.5	1000
13CS0010	13CS0010B	1.125	28.6	1/4	0.750	19.1	0.257	6.5	0.085	2.2	1000
13CS0011	13CS0011B	1.000	25.4	3/8	0.875	22.2	0.375	9.5	0.250	6.4	1000
13CS0012	13CS0012B	0.875	22.2	5/16	0.750	19.1	0.318	8.1	0.070	1.8	1000

SHOULDER & INSULATING WASHERS

10SC Series
Screw Insulators

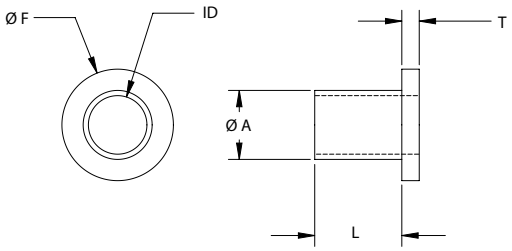

Specifications:
- Material: UL94 V-2 Nylon 6/6
- Color: Natural

Features:
- Strong and corrosion resistant
- Provides electrical insulation

Item No.	Screw Size	L in	ID in	Ø A in	Ø F in	T in	Bulk Pack Qty
10SC002012	#2	0.125	0.090	0.120	0.181	0.047	1000
10SC002018	#2	0.188	0.090	0.120	0.181	0.047	1000
10SC002025	#2	0.250	0.090	0.120	0.181	0.047	1000
10SC002037	#2	0.375	0.090	0.120	0.181	0.047	1000
10SC004003	#4	0.031	0.115	0.145	0.235	0.047	1000
10SC004004	#4	0.047	0.115	0.145	0.235	0.047	1000
10SC004006	#4	0.063	0.115	0.145	0.235	0.047	1000
10SC004009	#4	0.093	0.115	0.145	0.235	0.047	1000
10SC004012	#4	0.125	0.115	0.145	0.235	0.047	1000
10SC004015	#4	0.156	0.115	0.145	0.235	0.047	1000
10SC004018	#4	0.188	0.115	0.145	0.235	0.047	1000
10SC004025	#4	0.250	0.115	0.145	0.235	0.047	1000
10SC004037	#4	0.375	0.115	0.145	0.235	0.047	1000
10SC004050	#4	0.500	0.115	0.145	0.235	0.047	1000
10SC006004	#6	0.047	0.140	0.170	0.290	0.047	1000
10SC006006	#6	0.063	0.140	0.170	0.290	0.047	1000
10SC006009	#6	0.093	0.140	0.170	0.290	0.047	1000
10SC006012	#6	0.125	0.140	0.170	0.290	0.047	1000
10SC006015	#6	0.156	0.140	0.170	0.290	0.047	1000
10SC006018	#6	0.188	0.140	0.170	0.290	0.047	1000
10SC006025	#6	0.250	0.140	0.170	0.290	0.047	1000
10SC006037	#6	0.375	0.140	0.170	0.290	0.047	1000
10SC006050	#6	0.500	0.140	0.170	0.290	0.047	1000
10SC008012	#8	0.125	0.173	0.205	0.344	0.063	1000
10SC008014	#8	0.141	0.173	0.205	0.344	0.063	1000
10SC008025	#8	0.250	0.173	0.205	0.344	0.063	1000
10SC008037	#8	0.375	0.173	0.205	0.344	0.063	1000

Item No.	Screw Size	L in	ID in	Ø A in	Ø F in	T in	Bulk Pack Qty
10SC008050	#8	0.500	0.173	0.205	0.344	0.063	500
10SC008062	#8	0.625	0.173	0.205	0.344	0.063	500
10SC008075	#8	0.750	0.173	0.205	0.344	0.063	500
10SC010006	#10	0.063	0.200	0.260	0.399	0.063	1000
10SC010014	#10	0.141	0.200	0.260	0.399	0.063	1000
10SC010018	#10	0.188	0.200	0.260	0.399	0.063	1000
10SC010025	#10	0.250	0.200	0.260	0.399	0.063	1000
10SC010037	#10	0.375	0.200	0.260	0.399	0.063	1000
10SC010050	#10	0.500	0.200	0.260	0.399	0.063	1000
10SC010056	#10	0.563	0.200	0.260	0.399	0.063	500
10SC010062	#10	0.625	0.200	0.260	0.399	0.063	500
10SC010075	#10	0.750	0.200	0.260	0.399	0.063	500
10SC250012	1/4	0.125	0.260	0.312	0.513	0.063	1000
10SC250014	1/4	0.141	0.260	0.312	0.513	0.063	1000
10SC250018	1/4	0.188	0.260	0.312	0.513	0.063	500
10SC250032	1/4	0.250	0.260	0.312	0.513	0.031	500
10SC250025	1/4	0.250	0.260	0.312	0.513	0.063	500
10SC250037	1/4	0.375	0.260	0.312	0.513	0.063	500
10SC250050	1/4	0.500	0.260	0.312	0.513	0.063	500
10SC250062	1/4	0.625	0.260	0.312	0.513	0.063	500
10SC250075	1/4	0.750	0.260	0.312	0.513	0.063	500
10SC312012	5/16	0.125	0.320	0.360	0.620	0.063	500
10SC312025	5/16	0.250	0.320	0.360	0.625	0.063	1000
10SC312037	5/16	0.375	0.320	0.360	0.620	0.063	500
10SC312050	5/16	0.500	0.320	0.360	0.620	0.063	500
10SC312062	5/16	0.625	0.320	0.360	0.620	0.063	1000

10SCM
Metric Screw Insulators

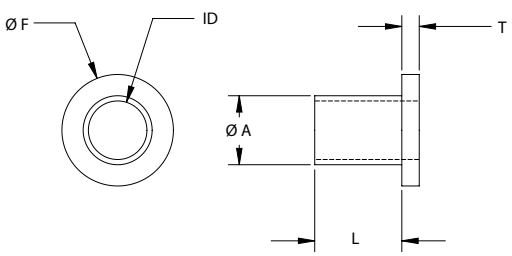

Specifications:
- Material: UL94 V-2 Nylon 6/6
- Color: Natural

Item No.	Screw Size	L mm	ID mm	Ø A mm	Ø F mm	T mm	Bulk Pack Qty
10SCM002003	M2	3.0	2.1	3.0	4.2	1.0	1000
10SCM002004	M2	4.0	2.1	3.0	4.2	1.0	1000
10SCM002005	M2	5.0	2.1	3.0	4.2	1.0	1000
10SCM002006	M2	6.0	2.1	3.0	4.2	1.0	1000
10SCM003001	M3	1.0	3.1	4.0	6.2	1.0	1000
10SCM003002	M3	2.0	3.1	4.0	6.2	1.0	1000
10SCM003003	M3	3.0	3.1	4.0	6.2	1.0	1000
10SCM003004	M3	4.0	3.1	4.0	6.2	1.0	1000
10SCM003005	M3	5.0	3.1	4.0	6.2	1.0	1000
10SCM003006	M3	6.0	3.1	4.0	6.2	1.0	1000
10SCM003007	M3	7.0	3.1	4.0	6.2	1.0	1000
10SCM003008	M3	8.0	3.1	4.0	6.2	1.0	1000
10SCM003009	M3	9.0	3.1	4.0	6.2	1.0	1000
10SCM003010	M3	10.0	3.1	4.0	6.2	1.0	1000
10SCM004003	M4	3.0	4.1	6.0	8.4	1.5	1000
10SCM004004	M4	4.0	4.1	6.0	8.4	1.5	1000
10SCM004005	M4	5.0	4.1	6.0	8.4	1.5	1000

Item No.	Screw Size	L mm	ID mm	Ø A mm	Ø F mm	T mm	Bulk Pack Qty
10SCM004007	M4	7.0	4.1	6.0	8.4	1.5	1000
10SCM004009	M4	9.0	4.1	6.0	8.4	1.5	1000
10SCM005003	M5	3.0	5.1	7.0	10.2	2.0	1000
10SCM005004	M5	4.0	5.1	7.0	10.2	2.0	1000
10SCM005005	M5	5.0	5.1	7.0	10.2	2.0	1000
10SCM005007	M5	7.0	5.1	7.0	10.2	2.0	1000
10SCM005009	M5	9.0	5.1	7.0	10.2	2.0	1000
10SCM006004	M6	4.0	6.1	8.0	12.2	2.0	500
10SCM006006	M6	6.0	6.1	8.0	12.2	2.0	500
10SCM006008	M6	8.0	6.1	8.0	12.2	2.0	1000
10SCM006010	M6	10.0	6.1	8.0	12.2	2.0	500
10SCM006012	M6	12.0	6.1	8.0	12.2	2.0	500
10SCM008004	M8	4.0	8.1	10.0	14.2	2.5	500
10SCM008006	M8	6.0	8.1	10.0	14.2	2.5	500
10SCM008008	M8	8.0	8.1	10.0	14.2	2.5	500
10SCM008010	M8	10.0	8.1	10.0	14.2	2.5	500
10SCM008012	M8	12.0	8.1	10.0	14.2	2.5	1000

SHOULDER & INSULATING WASHERS

MNI Series
Screw Insulator

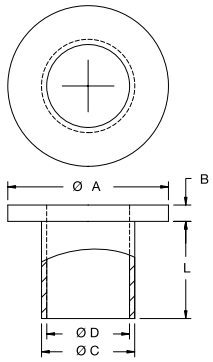

Specifications:
- Material: UL94 V-2 Nylon 6/6
- Color: Natural

Features:
- Used as a screw insulator and in many bushing applications
- Lightweight
- Resistant to corrosion and abrasion
- High dielectric strength

Item No.	Fits Screw		L		Ø A		B		Ø C		Ø D		Bulk Pack Qty
	Imperial	Metric	in	mm	in	mm	in	mm	in	mm	in	mm	
MNI-2-2	#2	M2	0.031	0.8	0.181	4.6	0.047	1.2	0.120	3.0	0.090	2.3	1000
MNI-2-4	#2	M2	0.063	1.6	0.181	4.6	0.047	1.2	0.120	3.0	0.090	2.3	1000
MNI-4-5	#4	M2.5	0.084	2.1	0.252	6.4	0.047	1.2	0.140	3.6	0.115	2.9	1000
MNI-5-3	#5	M3	0.051	1.3	0.370	9.4	0.047	1.2	0.236	6.0	0.128	3.3	1000
MNI-6-4	#6	M3.5	0.063	1.6	0.290	7.4	0.047	1.2	0.170	4.3	0.140	3.6	1000
MNI-6-16	#6	M3.5	0.250	6.4	0.290	7.4	0.047	1.2	0.170	4.3	0.140	3.6	1000
MNI-8-2	#8	M4	0.031	0.8	0.344	8.7	0.063	1.6	0.205	5.2	0.173	4.4	1000
MNI-8-4	#8	M4	0.063	1.6	0.344	8.7	0.063	1.6	0.205	5.2	0.173	4.4	1000
MNI-8-6	#8	M4	0.093	2.4	0.344	8.7	0.063	1.6	0.205	5.2	0.173	4.4	1000
MNI-8-12	#8	M4	0.187	4.7	0.344	8.7	0.063	1.6	0.205	5.2	0.173	4.4	1000
MNI-10-4	#10	M5	0.063	1.6	0.399	10.1	0.063	1.6	0.260	6.6	0.200	5.1	1000
MNI-10-6	#10	M5	0.093	2.4	0.399	10.1	0.063	1.6	0.260	6.6	0.200	5.1	1000
MNI-10-8	#10	M5	0.125	3.2	0.399	10.1	0.063	1.6	0.260	6.6	0.200	5.1	1000
MNI1/4-6	1/4	M6	0.093	2.4	0.513	13.0	0.065	1.7	0.312	7.9	0.260	6.6	1000
MNI5/16-6	5/16	M8	0.093	2.4	0.620	15.7	0.063	1.6	0.360	9.1	0.320	8.1	1000
MNI5/16-12	5/16	M8	0.187	4.7	0.620	15.7	0.063	1.6	0.360	9.1	0.320	8.1	1000
MNI5/16-16	5/16	M8	0.250	6.4	0.620	15.7	0.063	1.6	0.360	9.1	0.320	8.1	1000
MNI-M2.5-1.3	#2	M2.5	0.051	1.3	0.248	6.3	0.047	1.2	0.138	3.5	0.114	2.9	1000
MNI-M2.5-3.6	#2	M2.5	0.142	3.6	0.280	7.1	0.059	1.5	0.150	3.8	0.110	2.8	1000
MNIM3-1.0	#4	M3	0.039	1.0	0.280	7.1	0.039	1.0	0.150	3.8	0.122	3.1	1000
MNI-M3-1.3	#4	M3	0.051	1.3	0.347	8.8	0.047	1.2	0.236	6.0	0.126	3.2	1000
MNIM3-2.5	#4	M3	0.098	2.5	0.280	7.1	0.039	1.0	0.150	3.8	0.122	3.1	1000
MNIM3-3.5	#4	M3	0.137	3.5	0.280	7.1	0.039	1.0	0.150	3.8	0.122	3.1	1000

MNI-HT Series
High Temperature Screw Insulator

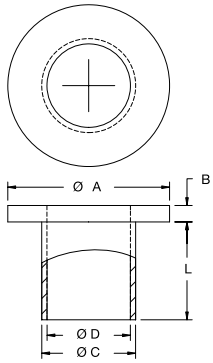

Specifications:
- Material: UL94 V-0 Glass Filled Polyphenylene Sulfide
- Color: Black

Features:
- Temperature: up to 428°F (220°C)

Item No.	Fits Screw		L		Ø A		B		Ø C		Ø D		Bulk Pack Qty
	Imperial	Metric	in	mm	in	mm	in	mm	in	mm	in	mm	
MNI-HT-4-2	#4	M3	0.031	0.8	0.280	7.1	0.047	1.2	0.145	3.7	0.118	3.0	1000
MNI-HT-4-220	#4	M3	0.032	0.8	0.215	5.5	0.040	1.0	0.135	3.4	0.116	2.9	1000
MNI-HT-10-6	#10	M4.5	0.093	2.4	0.399	10.0	0.063	1.6	0.260	6.6	0.200	5.1	1000

SHOULDER & INSULATING WASHERS

FB / FBM Series
Flanged Bushings

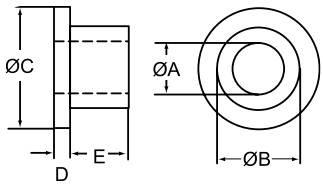

Specifications:
- Material: Nylon
- Color: Natural

Features:
- Suitable for light-load bearings or bushing
- Will not rust, corrode or deteriorate
- Acts as an electrical insulator by preventing metal-to-metal contact
- Low-friction coefficient
- Can be used as a locator, sleeve, liner or glide

Imperial

Item No.	Ø A		Ø B		Ø C		D		E		Bulk Pack Qty
	in	mm	in	mm	in	mm	in	mm	in	mm	
FB1080A	0.190	4.8	0.343	8.7	0.875	22.2	0.140	3.6	0.141	3.6	2500
FB1090A	0.190	4.8	0.375	9.5	0.500	12.7	0.113	2.9	0.325	8.3	4000
FB1120A	0.196	5.0	0.300	7.6	0.500	12.7	0.125	3.2	0.375	9.5	2000
FB1150A	0.196	5.0	0.344	8.7	0.500	12.7	0.187	4.7	0.407	10.3	4000
FB1170A	0.219	5.6	0.315	8.0	0.562	14.3	0.082	2.1	0.137	3.5	18000
FB1200A	0.253	6.4	0.440	11.2	0.937	23.8	0.125	3.2	0.165	4.2	1000
FB1250A	0.255	6.5	0.372	9.4	0.550	14.0	0.062	1.6	0.522	13.3	1000
FB1260A	0.255	6.5	0.375	9.5	0.635	16.1	0.062	1.6	0.213	5.4	5000
FB1270A	0.255	6.5	0.490	12.4	0.750	19.1	0.090	2.3	0.110	2.8	4500
FB1280A	0.258	6.6	0.317	8.1	0.562	14.3	0.062	1.6	0.313	8.0	6000
FB1370A	0.316	8.0	0.365	9.3	0.568	14.4	0.065	1.7	0.385	9.8	5000
FB1430A	0.375	9.5	0.469	11.9	0.687	17.4	0.078	2.0	0.094	2.4	4000
FB1440A	0.375	9.5	0.500	12.7	0.625	15.9	0.062	1.6	0.253	6.4	9000
FB1460A	0.375	9.5	0.500	12.7	0.745	18.9	0.062	1.6	0.750	19.1	5000
FB1480A	0.375	9.5	0.505	12.8	0.750	19.1	0.200	5.1	0.500	12.7	2000
FB1510A	0.383	9.7	0.500	12.7	0.750	19.1	0.125	3.2	0.360	9.1	3000
FB1530A	0.380	9.7	0.625	15.9	1.125	28.6	0.125	3.2	0.250	6.4	4000
FB1550A	0.385	9.8	0.625	15.9	0.750	19.1	0.094	2.4	0.500	12.7	6000
FB1600A	0.510	13.0	0.625	15.9	0.875	22.2	0.125	3.2	0.375	9.5	6000
FB1620A	0.750	19.1	0.875	22.2	1.125	28.6	0.062	1.6	0.313	8.0	4250
FB1640A	0.760	19.3	1.000	25.4	1.375	34.9	0.125	3.2	0.312	7.9	2500
FB1650A	0.765	19.4	0.875	22.2	1.125	28.6	0.125	3.2	0.750	19.1	2000
FB1660A	1.000	25.4	1.250	31.8	1.328	33.7	0.125	3.2	0.625	15.9	1300

Metric

Item No.	A		B		C		D		E		Bulk Pack Qty
	in	mm	in	mm	in	mm	in	mm	in	mm	
FBM1000A	0.197	5.0	0.315	8.0	0.433	11.0	0.079	2.0	0.315	8.0	1000
FBM1010A	0.236	6.0	0.354	9.0	0.472	12.0	0.079	2.0	0.157	4.0	1000
FBM1020A	0.236	6.0	0.394	10.0	0.591	15.0	0.059	1.5	0.276	7.0	1000
FBM1030A	0.315	8.0	0.433	11.0	0.630	16.0	0.079	2.0	0.433	11.0	1000
FBM1040A	0.315	8.0	0.472	12.0	0.630	16.0	0.079	2.0	0.157	4.0	1000
FBM1050A	0.315	8.0	0.551	14.0	0.787	20.0	0.079	2.0	0.315	8.0	1000
FBM1060A	0.394	10.0	0.472	12.0	0.630	16.0	0.079	2.0	0.157	4.0	1000
FBM1070A	0.394	10.0	0.512	13.0	0.709	18.0	0.079	2.0	0.236	6.0	1000
FBM1080A	0.394	10.0	0.512	13.0	0.709	18.0	0.118	3.0	0.512	13.0	1000
FBM1090A	0.394	10.0	0.551	14.0	0.787	20.0	0.079	2.0	0.315	8.0	1000
FBM1100A	0.394	10.0	0.630	16.0	0.827	21.0	0.079	2.0	0.315	8.0	1000
FBM1110A	0.472	12.0	0.551	14.0	0.787	20.0	0.079	2.0	0.315	8.0	1000
FBM1120A	0.472	12.0	0.630	16.0	0.827	21.0	0.079	2.0	0.315	8.0	1000
FBM1130A	0.472	12.0	0.630	16.0	0.827	21.0	0.118	3.0	0.630	16.0	1000
FBM1150A	0.709	18.0	0.866	22.0	1.181	30.0	0.118	3.0	0.866	22.0	1000
FBM1160A	0.984	25.0	1.181	30.0	1.457	37.0	0.118	3.0	1.063	27.0	1000
FBM1170A	1.102	28.0	1.299	33.0	1.575	40.0	0.118	3.0	1.181	30.0	750

SHOULDER & INSULATING WASHERS

12SWS Series
Shoulder Washers

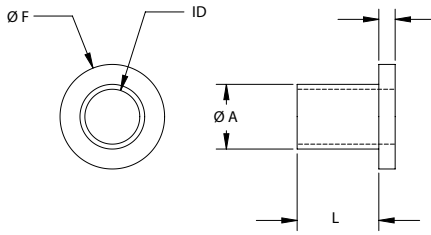

NEW

Specifications:
- Material: UL94 V-2 Nylon 6/6
- Color: Natural

Features:
- Resistant to corrosion and many chemicals
- Insulate and reduce vibration
- Act as spacers and guides

Item No.	ID	Ø A	Ø F	T	L	Bulk Pack Qty
	in	in	in	in	in	
12SWS0179	0.024	0.120	0.181	0.046	0.075	1000
12SWS0101	0.033	0.118	0.180	0.080	0.109	1000
12SWS0102	0.035	0.118	0.160	0.041	0.111	1000
12SWS0100	0.038	0.075	0.096	0.027	0.052	1000
12SWS0180	0.045	0.120	0.181	0.047	0.075	1000
12SWS0155	0.055	0.080	0.125	0.030	0.060	1000
12SWS0476	0.055	0.087	0.300	0.035	0.052	1000
12SWS0152	0.061	0.084	0.105	0.047	0.047	1000
12SWS0199	0.063	0.119	0.187	0.031	0.078	1000
12SWS0201	0.063	0.119	0.187	0.031	0.188	1000
12SWS0631	0.070	0.187	0.250	0.035	0.500	1000
12SWS0151	0.075	0.114	0.197	0.031	0.125	1000
12SWS0181	0.075	0.118	0.197	0.031	0.125	1000
12SWS0190	0.075	0.118	0.197	0.031	0.281	1000
12SWS1090	0.080	0.305	0.518	0.031	0.047	1000
12SWS0183	0.085	0.125	0.182	0.078	0.031	1000
12SWS0187	0.089	0.119	0.187	0.031	0.016	1000
12SWS0189	0.090	0.119	0.187	0.030	0.020	1000
12SWS0158	0.090	0.120	0.187	0.047	0.250	1000
12SWS0408	0.090	0.120	0.235	0.032	0.250	1000
12SWS0188	0.090	0.131	0.187	0.030	0.030	1000
12SWS0467	0.091	0.126	0.312	0.063	0.062	1000
12SWS0150	0.092	0.126	0.158	0.085	0.040	1000
12SWS0195	0.093	0.120	0.195	0.031	0.062	1000
12SWS0208	0.093	0.120	0.200	0.031	0.063	1000
12SWS0156	0.093	0.122	0.228	0.031	0.031	1000
12SWS0395	0.093	0.122	0.250	0.031	0.025	1000
12SWS0203	0.093	0.125	0.208	0.031	0.109	1000
12SWS0204	0.093	0.125	0.205	0.031	0.187	1000
12SWS0202	0.093	0.125	0.205	0.031	0.078	1000
12SWS0193	0.093	0.140	0.250	0.031	0.040	1000
12SWS0251	0.093	0.154	0.250	0.031	0.031	1000
12SWS0466	0.093	0.154	0.307	0.035	0.025	1000
12SWS0414	0.093	0.158	0.281	0.093	0.125	1000
12SWS0837	0.093	0.187	0.375	0.062	0.031	1000
12SWS0607	0.093	0.215	0.292	0.063	0.063	1000
12SWS0184	0.095	0.119	0.189	0.063	0.031	1000
12SWS0154	0.095	0.120	0.208	0.031	0.093	1000
12SWS0228	0.095	0.154	0.260	0.016	0.016	1000
12SWS0225	0.095	0.187	0.250	0.047	0.672	1000
12SWS0159	0.096	0.156	0.187	0.156	0.206	1000
12SWS0446	0.097	0.160	0.312	0.047	0.016	1000
12SWS0301	0.098	0.140	0.250	0.030	0.065	1000
12SWS0186	0.098	0.140	0.228	0.039	0.088	1000
12SWS0216	0.098	0.150	0.240	0.031	0.031	1000
12SWS0410	0.100	0.114	0.250	0.047	0.031	1000
12SWS0413	0.100	0.114	0.250	0.047	0.094	1000
12SWS0217	0.100	0.138	0.228	0.047	0.031	1000
12SWS0254	0.100	0.156	0.203	0.040	0.281	1000
12SWS0396	0.102	0.140	0.250	0.047	0.040	1000
12SWS0412	0.102	0.169	0.250	0.031	0.063	1000
12SWS0309	0.105	0.132	0.234	0.046	0.040	1000
12SWS0611	0.108	0.166	0.201	0.040	0.085	1000
12SWS0213	0.109	0.138	0.200	0.032	0.046	1000
12SWS0207	0.110	0.135	0.242	0.046	0.156	1000
12SWS0391	0.110	0.140	0.279	0.042	0.072	1000
12SWS0307	0.110	0.178	0.281	0.059	0.029	1000
12SWS0405	0.111	0.124	0.250	0.047	0.016	1000
12SWS0280	0.112	0.150	0.280	0.042	0.185	1000
12SWS0634	0.112	0.300	0.350	0.016	0.172	1000
12SWS0432	0.113	0.143	0.250	0.046	0.046	1000
12SWS0308	0.113	0.150	0.245	0.062	0.018	1000
12SWS0196	0.114	0.135	0.240	0.063	0.047	1000
12SWS0402	0.114	0.138	0.240	0.062	0.046	1000
12SWS0252	0.114	0.138	0.240	0.130	0.047	1000
12SWS0475	0.114	0.150	0.312	0.045	0.100	1000
12SWS0617	0.114	0.260	0.750	0.090	0.041	1000
12SWS0246	0.115	0.134	0.240	0.047	0.027	1000
12SWS0197	0.115	0.135	0.216	0.046	0.031	1000
12SWS0211	0.115	0.135	0.218	0.046	0.031	1000
12SWS0214	0.115	0.137	0.240	0.046	0.031	1000
12SWS0436	0.115	0.139	0.240	0.046	0.031	1000
12SWS0198	0.115	0.140	0.200	0.031	0.031	1000
12SWS0218	0.115	0.140	0.242	0.046	0.125	1000
12SWS0233	0.115	0.140	0.203	0.046	0.031	1000
12SWS0428	0.115	0.140	0.242	0.046	0.109	1000
12SWS0247	0.115	0.140	0.252	0.047	0.047	1000
12SWS0443	0.115	0.140	0.252	0.047	0.156	1000
12SWS0400	0.115	0.141	0.235	0.046	0.093	1000
12SWS0411	0.115	0.143	0.250	0.031	0.062	1000
12SWS0221	0.115	0.145	0.235	0.046	0.093	1000
12SWS0401	0.115	0.145	0.235	0.046	0.250	1000
12SWS0433	0.115	0.145	0.250	0.046	0.109	1000
12SWS0222	0.115	0.145	0.235	0.047	0.125	1000
12SWS0244	0.115	0.145	0.234	0.025	0.031	1000
12SWS0245	0.115	0.145	0.235	0.250	0.093	1000
12SWS0426	0.115	0.145	0.250	0.047	0.172	1000

Item No.	ID	Ø A	Ø F	T	L	Bulk Pack Qty
	in	in	in	in	in	
12SWS0429	0.115	0.145	0.250	0.047	0.141	1000
12SWS0464	0.115	0.145	0.250	0.047	0.297	1000
12SWS0840	0.115	0.145	0.370	0.078	0.203	1000
12SWS0630	0.115	0.146	0.368	0.078	0.203	1000
12SWS0157	0.115	0.147	0.235	0.095	0.035	1000
12SWS0220	0.115	0.147	0.234	0.047	0.047	1000
12SWS0237	0.115	0.147	0.235	0.047	0.040	1000
12SWS0404	0.115	0.149	0.312	0.062	0.093	1000
12SWS0403	0.115	0.149	0.312	0.063	0.063	1000
12SWS0215	0.115	0.150	0.250	0.172	0.219	1000
12SWS0451	0.115	0.150	0.315	0.030	0.031	1000
12SWS0456	0.115	0.156	0.250	0.047	0.047	1000
12SWS0418	0.115	0.187	0.312	0.063	0.016	1000
12SWS0881	0.115	0.250	0.312	0.125	0.187	1000
12SWS0200	0.116	0.135	0.200	0.078	0.031	1000
12SWS0234	0.116	0.139	0.239	0.020	0.050	1000
12SWS0235	0.116	0.143	0.210	0.042	0.033	1000
12SWS0236	0.116	0.150	0.250	0.030	0.020	1000
12SWS0306	0.116	0.150	0.250	0.031	0.062	1000
12SWS0397	0.116	0.150	0.250	0.063	0.032	1000
12SWS0423	0.116	0.150	0.250	0.031	0.016	1000
12SWS0612	0.116	0.158	0.316	0.047	0.094	1000
12SWS0392	0.116	0.185	0.312	0.062	0.050	1000
12SWS0427	0.116	0.185	0.250	0.031	0.047	1000
12SWS0435	0.116	0.185	0.250	0.063	0.047	1000
12SWS0609	0.116	0.185	0.312	0.031	0.047	1000
12SWS0857	0.116	0.193	0.375	0.078	0.156	1000
12SWS0809	0.116	0.194	0.378	0.078	0.156	1000
12SWS0861	0.116	0.255	0.378	0.031	0.125	1000
12SWS0305	0.118	0.135	0.250	0.050	0.120	1000
12SWS0229	0.118	0.139	0.250	0.046	0.125	1000
12SWS0302	0.118	0.141	0.210	0.032	0.039	1000
12SWS0226	0.118	0.143	0.250	0.031	0.062	1000
12SWS0194	0.118	0.144	0.197	0.027	0.046	1000
12SWS0257	0.118	0.150	0.250	0.046	0.280	1000
12SWS0249	0.118	0.157	0.244	0.040	0.177	1000
12SWS0304	0.118	0.173	0.256	0.055	0.453	1000
12SWS0253	0.120	0.135	0.200	0.078	0.052	1000
12SWS0232	0.120	0.136	0.253	0.046	0.078	1000
12SWS0192	0.120	0.136	0.253	0.047	0.052	1000
12SWS0439	0.120	0.138	0.250	0.046	0.062	1000
12SWS0205	0.120	0.145	0.202	0.016	0.047	1000
12SWS0209	0.120	0.145	0.210	0.016	0.047	1000
12SWS0380	0.120	0.145	0.255	0.040	0.070	1000
12SWS0300	0.120	0.150	0.250	0.055	0.090	1000
12SWS0303	0.120	0.150	0.250	0.050	0.180	1000
12SWS0206	0.120	0.154	0.224	0.031	0.062	1000
12SWS0212	0.120	0.154	0.224	0.031	0.478	1000
12SWS0239	0.120	0.154	0.224	0.028	0.090	1000
12SWS0241	0.120	0.154	0.224	0.028	0.155	1000
12SWS0459	0.120	0.154	0.291	0.063	0.234	1000
12SWS0613	0.120	0.160	0.375	0.045	0.030	1000
12SWS0420	0.120	0.170	0.312	0.063	0.063	1000
12SWS0399	0.120	0.185	0.250	0.031	0.050	1000
12SWS0457	0.120	0.187	0.250	0.031	0.031	1000
12SWS0452	0.120	0.203	0.312	0.047	0.031	1000
12SWS0913	0.120	0.216	0.375	0.031	0.027	1000
12SWS1225	0.120	0.248	0.625	0.062	0.027	1000
12SWS0210	0.122	0.142	0.230	0.015	0.046	1000
12SWS0462	0.123	0.187	0.312	0.063	0.031	1000
12SWS0258	0.123	0.199	0.283	0.045	0.250	1000
12SWS0449	0.124	0.219	0.313	0.031	0.031	1000
12SWS0238	0.125	0.150	0.230	0.040	0.030	1000
12SWS0260	0.125	0.150	0.250	0.045	0.115	1000
12SWS0310	0.125	0.156	0.250	0.047	0.250	1000
12SWS0311	0.125	0.158	0.260	0.032	0.437	1000
12SWS0431	0.125	0.185	0.240	0.031	0.094	1000
12SWS0474	0.125	0.185	0.312	0.058	0.312	1000
12SWS0635	0.125	0.190	0.375	0.040	0.070	1000
12SWS0256	0.125	0.199	0.243	0.060	0.100	1000
12SWS0248	0.125	0.205	0.290	0.060	0.090	1000
12SWS0875	0.125	0.253	0.375	0.050	0.300	1000
12SWS0898	0.125	0.350	0.438	0.062	0.050	1000
12SWS2572	0.125	0.375	0.750	0.062	0.500	500
12SWS0437	0.126	0.157	0.265	0.031	0.031	1000
12SWS0455	0.126	0.185	0.315	0.031	0.047	1000
12SWS0416	0.126	0.186	0.250	0.047	0.172	1000
12SWS0390	0.126	0.197	0.312	0.030	0.023	1000
12SWS0421	0.127	0.170	0.312	0.063	0.047	1000
12SWS0458	0.128	0.185	0.312	0.031	0.078	1000
12SWS0448	0.128	0.187	0.312	0.046	0.093	1000
12SWS0440	0.130	0.154	0.312	0.031	0.313	1000
12SWS0243	0.130	0.164	0.234	0.025	0.063	1000
12SWS0409	0.130	0.195	0.250	0.031	0.125	1000
12SWS2496	0.130	0.232	0.343	0.263	0.150	1000
12SWS2497	0.130	0.232	0.343	0.340	0.150	1000
12SWS0924	0.130	0.248	0.375	0.063	0.031	1000

(Continued on next page >)

SHOULDER & INSULATING WASHERS

12SWS Series (continued)
Shoulder Washers

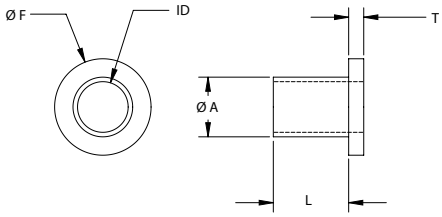

NEW

Specifications:
- Material: UL94 V-2 Nylon 6/6
- Color: Natural

Item No.	ID in	Ø A in	Ø F in	T in	L in	Bulk Pack Qty
12SWS0477	0.132	0.183	0.308	0.045	0.067	1000
12SWS0393	0.132	0.200	0.400	0.032	0.380	1000
12SWS0633	0.133	0.260	0.349	0.050	0.060	1000
12SWS0442	0.135	0.235	0.296	0.031	0.219	1000
12SWS1004	0.135	0.250	0.438	0.031	0.141	1000
12SWS0813	0.136	0.195	0.375	0.047	0.109	1000
12SWS0454	0.136	0.219	0.313	0.031	0.031	1000
12SWS0852	0.136	0.248	0.375	0.063	0.094	1000
12SWS0843	0.137	0.250	0.385	0.051	0.072	1000
12SWS0415	0.138	0.218	0.293	0.047	0.188	1000
12SWS0855	0.138	0.240	0.375	0.062	0.109	1000
12SWS1088	0.138	0.240	0.500	0.063	0.109	1000
12SWS0850	0.138	0.250	0.375	0.094	0.063	1000
12SWS0417	0.139	0.183	0.310	0.063	0.016	1000
12SWS0407	0.139	0.186	0.250	0.031	0.031	1000
12SWS2495	0.139	0.232	0.375	0.063	0.142	1000
12SWS0290	0.140	0.170	0.290	0.046	0.031	1000
12SWS0434	0.140	0.170	0.312	0.046	0.062	1000
12SWS0601	0.140	0.170	0.290	0.046	0.250	1000
12SWS0291	0.140	0.170	0.290	0.234	0.375	1000
12SWS0398	0.140	0.170	0.290	0.047	0.296	1000
12SWS0460	0.140	0.170	0.290	0.047	0.125	1000
12SWS0608	0.140	0.170	0.290	0.047	0.047	1000
12SWS0922	0.140	0.170	0.450	0.047	0.282	1000
12SWS0419	0.140	0.185	0.312	0.031	0.031	1000
12SWS0815	0.140	0.185	0.375	0.031	0.094	1000
12SWS0820	0.140	0.185	0.375	0.063	0.031	1000
12SWS0844	0.140	0.185	0.381	0.063	0.047	1000
12SWS0856	0.140	0.185	0.375	0.016	0.094	1000
12SWS1180	0.140	0.185	0.578	0.063	0.047	1000
12SWS0406	0.140	0.186	0.252	0.031	0.031	1000
12SWS0223	0.140	0.187	0.250	0.062	0.031	1000
12SWS0453	0.140	0.187	0.312	0.035	0.027	1000
12SWS0224	0.140	0.190	0.260	0.063	0.047	1000
12SWS0842	0.140	0.199	0.375	0.219	0.078	1000
12SWS0191	0.140	0.200	0.350	0.090	0.100	1000
12SWS0614	0.140	0.204	0.324	0.063	0.031	1000
12SWS0473	0.140	0.210	0.290	0.047	0.600	1000
12SWS0817	0.140	0.218	0.375	0.062	0.046	1000
12SWS1228	0.140	0.219	0.625	0.060	0.025	1000
12SWS0478	0.140	0.220	0.325	0.047	0.750	1000
12SWS0424	0.140	0.234	0.295	0.031	0.219	1000
12SWS0361	0.140	0.240	0.500	0.075	0.018	1000
12SWS0824	0.140	0.245	0.375	0.060	0.050	1000
12SWS0632	0.140	0.248	0.349	0.047	0.063	1000
12SWS0925	0.140	0.248	0.468	0.063	0.047	1000
12SWS0606	0.140	0.250	0.340	0.078	0.047	1000
12SWS0846	0.140	0.250	0.375	0.094	0.063	1000
12SWS0928	0.140	0.250	0.500	0.070	0.065	1000
12SWS0880	0.140	0.275	0.400	0.125	0.125	1000
12SWS0885	0.140	0.275	0.400	0.125	0.100	1000
12SWS0886	0.140	0.312	0.500	0.062	0.138	1000
12SWS0882	0.140	0.312	0.470	0.078	0.281	1000
12SWS0615	0.141	0.182	0.320	0.050	0.065	1000
12SWS0438	0.141	0.187	0.312	0.062	0.031	1000
12SWS0227	0.141	0.187	0.257	0.063	0.031	1000
12SWS0799	0.141	0.189	0.344	0.109	0.047	1000
12SWS0602	0.141	0.206	0.330	0.063	0.031	1000
12SWS0867	0.141	0.214	0.375	0.040	0.046	1000
12SWS0890	0.141	0.243	0.415	0.156	0.047	1000
12SWS0894	0.141	0.243	0.418	0.109	0.063	1000
12SWS0822	0.141	0.246	0.374	0.031	0.031	1000
12SWS1080	0.141	0.318	0.500	0.031	0.016	1000
12SWS1084	0.141	0.318	0.500	0.031	0.047	1000
12SWS0230	0.142	0.205	0.265	0.031	0.156	1000
12SWS0250	0.142	0.205	0.265	0.118	0.156	1000
12SWS0468	0.142	0.210	0.312	0.060	0.250	1000
12SWS0445	0.143	0.175	0.313	0.031	0.031	1000
12SWS0795	0.143	0.240	0.375	0.065	0.062	1000
12SWS0796	0.144	0.187	0.313	0.085	0.055	1000
12SWS0465	0.144	0.189	0.312	0.030	0.060	1000
12SWS0422	0.144	0.234	0.312	0.047	0.125	1000
12SWS0450	0.144	0.234	0.312	0.047	0.063	1000
12SWS0470	0.145	0.200	0.290	0.047	0.165	1000
12SWS0955	0.145	0.213	0.500	0.118	0.080	1000
12SWS1044	0.145	0.213	0.500	0.078	0.080	1000
12SWS0848	0.145	0.240	0.385	0.062	0.031	1000
12SWS0825	0.145	0.245	0.375	0.030	0.060	1000
12SWS0851	0.145	0.245	0.370	0.050	0.155	1000
12SWS0858	0.145	0.250	0.375	0.063	0.063	1000
12SWS1015	0.145	0.275	0.500	0.093	0.046	1000
12SWS0605	0.146	0.218	0.328	0.047	0.047	1000
12SWS0479	0.147	0.172	0.312	0.062	0.187	1000
12SWS0830	0.147	0.187	0.375	0.062	0.032	1000
12SWS1035	0.147	0.230	0.500	0.063	0.031	1000
12SWS0860	0.148	0.220	0.380	0.063	0.203	1000
12SWS0603	0.150	0.180	0.300	0.050	0.062	1000
12SWS0472	0.150	0.181	0.316	0.096	0.027	1000
12SWS0240	0.150	0.190	0.230	0.025	0.100	1000

Item No.	ID in	Ø A in	Ø F in	T in	L in	Bulk Pack Qty
12SWS0814	0.150	0.244	0.375	0.078	0.047	1000
12SWS2564	0.150	0.250	0.750	0.062	0.250	500
12SWS0892	0.150	0.250	0.360	0.040	0.095	1000
12SWS1086	0.150	0.330	0.500	0.063	0.063	1000
12SWS3004	0.152	0.359	0.750	0.094	0.063	500
12SWS2593	0.152	0.426	0.701	0.058	0.080	1000
12SWS0835	0.155	0.245	0.377	0.050	0.050	1000
12SWS0888	0.156	0.243	0.400	0.047	0.047	1000
12SWS0900	0.156	0.245	0.428	0.063	0.031	1000
12SWS0902	0.156	0.245	0.437	0.063	0.031	1000
12SWS0430	0.156	0.250	0.315	0.062	0.187	1000
12SWS1032	0.156	0.250	0.510	0.094	0.031	1000
12SWS2500	0.156	0.250	0.510	0.094	0.031	1000
12SWS1167	0.157	0.394	0.591	0.197	0.128	1000
12SWS0625	0.159	0.223	0.340	0.063	0.373	1000
12SWS0444	0.160	0.194	0.300	0.047	0.063	1000
12SWS0604	0.160	0.194	0.300	0.047	0.125	1000
12SWS0469	0.160	0.207	0.388	0.187	0.122	1000
12SWS0463	0.163	0.229	0.312	0.046	0.050	1000
12SWS0911	0.163	0.261	0.428	0.155	0.048	1000
12SWS0480	0.164	0.242	0.310	0.037	0.100	1000
12SWS0482	0.165	0.250	0.375	0.045	0.188	1000
12SWS1036	0.165	0.250	0.500	0.078	0.016	1000
12SWS0939	0.165	0.307	0.472	0.039	0.073	1000
12SWS1104	0.165	0.364	0.522	0.039	0.071	1000
12SWS0638	0.166	0.225	0.438	0.076	0.074	1000
12SWS0971	0.166	0.250	0.500	0.040	0.085	1000
12SWS1077	0.166	0.263	0.479	0.050	0.050	1000
12SWS1176	0.166	0.316	0.545	0.075	0.335	1000
12SWS0818	0.167	0.246	0.375	0.063	0.031	1000
12SWS1016	0.167	0.250	0.500	0.125	0.437	500
12SWS0259	0.168	0.198	0.320	0.050	0.250	1000
12SWS2519	0.168	0.371	0.736	0.125	0.145	1000
12SWS0816	0.169	0.250	0.375	0.031	0.031	1000
12SWS0839	0.169	0.250	0.385	0.030	0.050	1000
12SWS1056	0.169	0.265	0.500	0.063	0.050	1000
12SWS1062	0.169	0.265	0.500	0.063	0.075	1000
12SWS1166	0.169	0.311	0.428	0.062	0.038	1000
12SWS1164	0.169	0.312	0.562	0.125	0.031	1000
12SWS0627	0.170	0.203	0.365	0.062	0.250	1000
12SWS0800	0.170	0.210	0.344	0.063	0.141	1000
12SWS0623	0.170	0.219	0.325	0.076	0.074	1000
12SWS0893	0.170	0.273	0.595	0.062	0.075	1000
12SWS2577	0.170	0.320	0.750	0.065	0.250	1000
12SWS0906	0.170	0.427	0.625	0.050	0.035	1000
12SWS0802	0.171	0.195	0.375	0.031	0.062	1000
12SWS0629	0.171	0.209	0.345	0.062	0.047	1000
12SWS0951	0.171	0.243	0.500	0.031	0.031	1000
12SWS0970	0.171	0.245	0.500	0.105	0.200	1000
12SWS1021	0.171	0.248	0.630	0.031	0.047	1000
12SWS0803	0.171	0.250	0.510	0.062	0.406	1000
12SWS0810	0.171	0.250	0.375	0.062	0.031	1000
12SWS0827	0.171	0.250	0.375	0.040	0.046	1000
12SWS0831	0.171	0.250	0.375	0.040	0.250	1000
12SWS0823	0.171	0.250	0.375	0.040	0.099	1000
12SWS1068	0.171	0.250	0.375	0.040	0.076	1000
12SWS0877	0.171	0.281	0.390	0.055	0.312	1000
12SWS1219	0.172	0.310	0.625	0.063	0.047	1000
12SWS2573	0.172	0.375	0.750	0.093	0.125	500
12SWS0628	0.173	0.205	0.345	0.062	0.375	1000
12SWS0640	0.173	0.205	0.344	0.063	0.055	1000
12SWS0637	0.173	0.205	0.344	0.063	0.093	1000
12SWS0801	0.173	0.205	0.344	0.063	0.375	1000
12SWS0806	0.173	0.205	0.344	0.032	0.250	1000
12SWS0836	0.174	0.250	0.375	0.063	0.030	1000
12SWS0621	0.175	0.220	0.340	0.063	0.094	1000
12SWS0636	0.175	0.235	0.344	0.063	0.120	1000
12SWS0798	0.175	0.235	0.344	0.063	0.085	1000
12SWS1065	0.175	0.312	0.513	0.063	0.188	1000
12SWS2583	0.175	0.315	0.510	0.060	0.085	1000
12SWS1224	0.175	0.450	0.560	0.060	0.070	1000
12SWS0639	0.176	0.197	0.343	0.060	0.190	1000
12SWS0622	0.176	0.201	0.372	0.062	0.387	1000
12SWS0624	0.176	0.211	0.312	0.031	0.050	1000
12SWS0909	0.176	0.376	0.493	0.094	0.406	1000
12SWS1229	0.176	0.449	0.549	0.082	0.194	1000
12SWS0394	0.177	0.236	0.276	0.030	0.226	1000
12SWS0845	0.180	0.242	0.370	0.031	0.346	1000
12SWS0883	0.180	0.260	0.407	0.062	0.500	1000
12SWS2107	0.181	0.291	0.630	0.197	0.246	1000
12SWS0441	0.184	0.234	0.315	0.031	0.188	1000
12SWS1039	0.184	0.265	0.630	0.070	0.310	1000
12SWS0841	0.185	0.242	0.375	0.035	0.125	1000
12SWS0859	0.187	0.245	0.375	0.031	0.140	1000
12SWS0296	0.187	0.295	0.499	0.125	0.375	500
12SWS0838	0.188	0.240	0.350	0.067	0.180	1000
12SWS1169	0.188	0.312	0.562	0.062	0.250	500
12SWS0819	0.188	0.313	0.437	0.062	0.062	1000
12SWS1168	0.188	0.375	0.562	0.062	0.438	1000

(Continued on next page >)

SHOULDER & INSULATING WASHERS

12SWS Series (continued)
Shoulder Washers



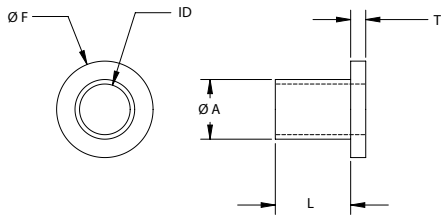

NEW

Specifications:
- Material: UL94 V-2 Nylon 6/6
- Color: Natural

Item No.	ID in	Ø A in	Ø F in	T in	L in	Bulk Pack Qty
12SWS1028	0.189	0.250	0.500	0.062	0.249	1000
12SWS2543	0.189	0.490	0.750	0.095	0.779	500
12SWS0923	0.190	0.215	0.450	0.063	0.190	1000
12SWS1050	0.190	0.250	0.490	0.062	0.156	1000
12SWS0853	0.190	0.250	0.380	0.066	0.030	1000
12SWS1052	0.190	0.250	0.488	0.125	0.156	1000
12SWS1064	0.190	0.260	0.450	0.125	0.690	1000
12SWS2575	0.190	0.320	0.750	0.094	0.797	1000
12SWS1022	0.190	0.375	0.625	0.063	0.047	1000
12SWS3612	0.190	0.562	1.000	0.075	0.085	500
12SWS0910	0.191	0.285	0.438	0.048	0.070	1000
12SWS2499	0.191	0.312	0.513	0.062	0.375	1000
12SWS0811	0.192	0.245	0.375	0.046	0.046	1000
12SWS1066	0.193	0.246	0.625	0.045	0.175	1000
12SWS0219	0.193	0.250	0.290	0.015	0.125	1000
12SWS0832	0.193	0.257	0.375	0.035	0.043	1000
12SWS1058	0.193	0.310	0.490	0.031	0.031	1000
12SWS0914	0.193	0.312	0.440	0.094	0.043	1000
12SWS1070	0.193	0.318	0.500	0.031	0.078	1000
12SWS1082	0.193	0.318	0.500	0.031	0.047	1000
12SWS0957	0.194	0.233	0.281	0.285	0.060	1000
12SWS0363	0.194	0.240	0.437	0.062	0.031	1000
12SWS0854	0.194	0.240	0.375	0.063	0.047	1000
12SWS1031	0.194	0.248	0.500	0.062	0.050	1000
12SWS1051	0.194	0.248	0.441	0.063	0.047	1000
12SWS1067	0.194	0.254	0.502	0.054	0.316	1000
12SWS0952	0.194	0.373	0.500	0.096	0.099	1000
12SWS0901	0.194	0.375	0.437	0.040	0.093	1000
12SWS0954	0.195	0.234	0.500	0.039	0.085	1000
12SWS0879	0.195	0.236	0.385	0.060	0.380	1000
12SWS0805	0.195	0.242	0.370	0.067	0.283	1000
12SWS0889	0.195	0.250	0.450	0.125	0.420	1000
12SWS0929	0.195	0.250	0.406	0.094	0.490	1000
12SWS1063	0.195	0.250	0.450	0.125	0.460	500
12SWS1092	0.195	0.300	0.500	0.175	0.075	1000
12SWS1045	0.195	0.310	0.498	0.250	0.188	1000
12SWS1215	0.195	0.310	0.625	0.031	0.062	1000
12SWS1020	0.195	0.380	0.640	0.063	0.063	1000
12SWS0425	0.196	0.250	0.312	0.062	0.031	1000
12SWS0828	0.196	0.254	0.380	0.065	0.125	1000
12SWS0865	0.196	0.254	0.380	0.065	0.055	1000
12SWS0903	0.196	0.256	0.432	0.065	0.115	1000
12SWS0862	0.196	0.287	0.390	0.078	0.187	1000
12SWS1029	0.196	0.300	0.500	0.120	0.158	1000
12SWS0912	0.196	0.303	0.432	0.031	0.140	1000
12SWS0821	0.196	0.308	0.381	0.062	0.031	1000
12SWS0826	0.196	0.308	0.500	0.063	0.062	1000
12SWS1096	0.196	0.310	0.437	0.055	0.375	1000
12SWS0887	0.197	0.240	0.408	0.062	0.187	1000
12SWS0364	0.197	0.244	0.364	0.055	0.453	1000
12SWS0847	0.197	0.250	0.375	0.062	0.213	1000
12SWS1234	0.197	0.252	0.394	0.063	0.315	1000
12SWS0185	0.197	0.259	0.433	0.161	0.106	1000
12SWS1074	0.197	0.315	0.394	0.079	0.197	1000
12SWS3699	0.197	0.374	1.181	0.079	0.118	500
12SWS1026	0.198	0.253	0.588	0.031	0.031	1000
12SWS0833	0.199	0.243	0.375	0.031	0.050	1000
12SWS1042	0.199	0.248	0.500	0.031	0.027	1000
12SWS0895	0.199	0.274	0.437	0.062	0.050	1000
12SWS0870	0.199	0.312	0.433	0.063	0.125	1000
12SWS1001	0.200	0.260	0.399	0.062	0.375	1000
12SWS0871	0.200	0.260	0.390	0.062	0.130	1000
12SWS0876	0.200	0.260	0.390	0.062	0.075	1000
12SWS0938	0.200	0.260	0.395	0.125	0.397	1000
12SWS1236	0.200	0.260	0.398	0.123	0.249	1000
12SWS1239	0.200	0.260	0.625	0.032	0.188	1000
12SWS1102	0.200	0.280	0.750	0.100	0.050	1000
12SWS1030	0.200	0.281	0.490	0.062	0.093	1000
12SWS0872	0.200	0.281	0.422	0.050	0.160	1000
12SWS0834	0.200	0.304	0.375	0.057	0.015	1000
12SWS2590	0.200	0.305	0.745	0.085	0.018	1000
12SWS1033	0.200	0.312	0.500	0.062	0.312	500
12SWS0935	0.200	0.312	0.495	0.065	0.187	1000
12SWS3040	0.200	0.313	0.625	0.063	0.125	1000
12SWS1212	0.200	0.375	0.625	0.062	0.025	1000
12SWS0808	0.201	0.280	0.375	0.063	0.125	1000
12SWS1007	0.201	0.281	0.437	0.046	0.046	1000
12SWS0242	0.201	0.425	0.635	0.141	0.094	1000
12SWS2509	0.201	0.425	0.635	0.141	1.109	1000
12SWS0897	0.202	0.310	0.433	0.079	0.315	1000
12SWS0908	0.203	0.267	0.438	0.031	0.093	1000
12SWS1002	0.203	0.267	0.438	0.062	0.093	1000
12SWS3680	0.203	0.298	1.000	0.062	0.062	500
12SWS0863	0.203	0.313	0.390	0.078	0.078	1000
12SWS0863	0.203	0.313	0.390	0.078	0.078	1000
12SWS3563	0.205	0.306	1.000	0.125	0.080	500
12SWS1093	0.205	0.310	0.500	0.055	0.445	500
12SWS1008	0.205	0.312	0.620	0.046	0.046	500
12SWS0950	0.205	0.315	0.472	0.181	0.157	1000
12SWS1200	0.208	0.315	0.615	0.047	0.047	1000

Item No.	ID in	Ø A in	Ø F in	T in	L in	Bulk Pack Qty
12SWS1061	0.215	0.250	0.488	0.125	0.156	1000
12SWS1160	0.215	0.365	0.562	0.109	0.063	1000
12SWS2101	0.215	0.365	0.562	0.062	0.062	1000
12SWS1244	0.216	0.380	0.635	0.042	0.090	1000
12SWS0915	0.217	0.244	0.413	0.315	0.138	1000
12SWS0920	0.217	0.244	0.413	0.118	0.138	1000
12SWS0616	0.218	0.250	0.320	0.039	0.126	1000
12SWS1037	0.219	0.281	0.500	0.125	0.047	1000
12SWS1207	0.219	0.281	0.625	0.040	0.163	1000
12SWS1148	0.219	0.344	0.470	0.060	0.440	1000
12SWS3020	0.219	0.495	0.740	0.130	0.305	1000
12SWS2576	0.219	0.500	0.750	0.031	0.031	500
12SWS3613	0.219	0.740	1.000	0.090	0.080	500
12SWS0896	0.220	0.240	0.408	0.062	0.187	1000
12SWS1238	0.220	0.255	0.750	0.120	0.250	500
12SWS0812	0.220	0.260	0.375	0.031	0.094	1000
12SWS0873	0.221	0.256	0.394	0.039	0.126	1000
12SWS0878	0.221	0.256	0.394	0.030	0.126	1000
12SWS0884	0.221	0.275	0.394	0.030	0.126	1000
12SWS1079	0.222	0.270	0.500	0.167	0.122	1000
12SWS0874	0.223	0.303	0.390	0.025	0.139	1000
12SWS0904	0.225	0.282	0.437	0.062	0.375	1000
12SWS0807	0.227	0.300	0.359	0.060	0.046	1000
12SWS0864	0.230	0.299	0.395	0.078	0.109	1000
12SWS0918	0.230	0.310	0.450	0.016	0.047	1000
12SWS2534	0.234	0.282	0.745	0.031	0.187	500
12SWS1101	0.234	0.282	0.500	0.031	0.093	1000
12SWS1003	0.234	0.282	0.745	0.031	0.188	1000
12SWS1103	0.236	0.291	0.591	0.039	0.157	1000
12SWS0804	0.236	0.315	0.355	0.020	0.177	1000
12SWS3041	0.240	0.313	0.625	0.063	0.250	1000
12SWS3042	0.240	0.313	0.625	0.063	0.125	1000
12SWS0921	0.240	0.315	0.480	0.079	0.236	1000
12SWS0927	0.240	0.315	0.480	0.079	0.404	1000
12SWS0937	0.240	0.315	0.480	0.197	0.472	1000
12SWS0940	0.240	0.315	0.483	0.059	0.157	1000
12SWS1249	0.244	0.433	0.630	0.039	0.126	1000
12SWS1237	0.244	0.490	0.608	0.039	0.152	1000
12SWS1163	0.247	0.380	0.550	0.063	0.469	500
12SWS1165	0.248	0.380	0.551	0.063	0.250	500
12SWS2518	0.249	0.417	0.692	0.051	0.146	1000
12SWS0905	0.250	0.310	0.425	0.062	0.062	1000
12SWS1191	0.250	0.350	0.870	0.086	0.375	500
12SWS2507	0.250	0.370	0.600	0.125	0.125	500
12SWS1203	0.250	0.373	0.625	0.200	0.125	1000
12SWS1048	0.250	0.375	0.500	0.062	0.437	1000
12SWS1010	0.250	0.375	0.625	0.109	0.047	1000
12SWS1047	0.250	0.375	0.500	0.125	1.250	1000
12SWS2566	0.250	0.375	0.740	0.156	0.469	1000
12SWS3619	0.250	0.380	1.000	0.053	0.225	500
12SWS3030	0.250	0.392	0.780	0.079	0.252	500
12SWS3023	0.250	0.481	0.765	0.126	0.216	500
12SWS2550	0.250	0.488	0.734	0.125	0.063	500
12SWS2523	0.250	0.500	0.750	0.188	0.062	500
12SWS2545	0.250	0.500	0.750	0.086	0.100	500
12SWS3165	0.250	0.620	0.875	0.125	0.375	500
12SWS2505	0.252	0.312	0.500	0.062	0.031	1000
12SWS1034	0.252	0.312	0.500	0.031	0.031	1000
12SWS1157	0.252	0.312	0.375	0.020	0.030	1000
12SWS1072	0.252	0.346	0.615	0.062	0.065	500
12SWS0907	0.253	0.307	0.438	0.094	0.026	1000
12SWS1014	0.253	0.310	0.437	0.031	0.031	1000
12SWS1019	0.253	0.310	0.615	0.031	0.047	1000
12SWS1233	0.253	0.311	0.625	0.062	0.090	1000
12SWS0868	0.253	0.312	0.375	0.062	0.031	1000
12SWS0849	0.253	0.312	0.375	0.030	0.060	1000
12SWS2568	0.253	0.341	0.750	0.031	0.047	500
12SWS2560	0.253	0.371	0.750	0.031	0.047	1000
12SWS3507	0.253	0.452	0.830	0.100	0.250	1000
12SWS1240	0.254	0.375	0.630	0.062	0.187	500
12SWS0926	0.254	0.375	0.498	0.063	0.688	1000
12SWS4016	0.254	0.419	1.250	0.250	0.100	250
12SWS0829	0.255	0.307	0.370	0.110	0.125	1000
12SWS2502	0.255	0.312	0.467	0.046	0.125	1000
12SWS1005	0.255	0.312	0.464	0.016	0.078	1000
12SWS1018	0.255	0.322	0.625	0.062	0.187	1000
12SWS1087	0.255	0.322	0.630	0.034	0.110	1000
12SWS2517	0.255	0.338	0.710	0.190	0.110	500
12SWS1025	0.255	0.375	0.562	0.062	0.437	500
12SWS1159	0.255	0.375	0.550	0.062	0.562	500
12SWS1162	0.255	0.375	0.560	0.063	0.422	500
12SWS3503	0.255	0.375	0.625	0.125	0.813	500
12SWS3013	0.255	0.416	0.545	0.148	0.106	1000
12SWS0610	0.256	0.290	0.348	0.031	0.063	1000
12SWS2106	0.256	0.363	0.691	0.067	0.187	1000
12SWS1076	0.256	0.372	0.612	0.126	0.097	1000
12SWS2597	0.256	0.439	0.756	0.075	0.217	1000
12SWS3010	0.257	0.310	0.750	0.031	0.027	500
12SWS1153	0.257	0.312	0.560	0.060	0.040	1000

(Continued on next page >)

SHOULDER & INSULATING WASHERS

12SWS Series (continued)
Shoulder Washers

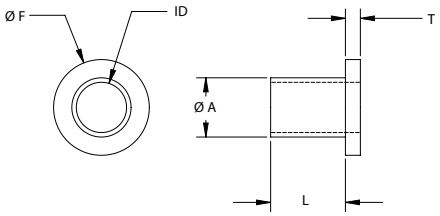

NEW

Specifications:
- Material: UL94 V-2 Nylon 6/6
- Color: Natural

Item No.	ID	Ø A	Ø F	T	L	Bulk Pack Qty
	in	in	in	in	in	
12SWS2525	0.257	0.372	0.730	0.250	0.343	1000
12SWS1053	0.257	0.375	0.500	0.125	0.170	1000
12SWS1011	0.257	0.480	0.675	0.094	0.063	1000
12SWS3521	0.257	0.560	0.940	0.090	0.060	500
12SWS2516	0.258	0.305	0.701	0.062	0.280	1000
12SWS2551	0.258	0.409	0.753	0.078	0.047	500
12SWS3009	0.258	0.410	0.760	0.078	0.047	500
12SWS1151	0.260	0.300	0.562	0.046	0.104	1000
12SWS1023	0.260	0.300	0.555	0.078	0.047	1000
12SWS1150	0.260	0.300	0.562	0.047	0.047	1000
12SWS1230	0.260	0.305	0.550	0.078	0.047	1000
12SWS0933	0.260	0.310	0.450	0.065	0.125	1000
12SWS1098	0.260	0.312	0.515	0.062	0.140	1000
12SWS0956	0.260	0.312	0.500	0.032	0.187	1000
12SWS0931	0.260	0.312	0.406	0.062	0.250	1000
12SWS0932	0.260	0.312	0.478	0.029	0.132	1000
12SWS0934	0.260	0.312	0.750	0.050	0.250	1000
12SWS1057	0.260	0.312	0.505	0.063	0.094	1000
12SWS1099	0.260	0.312	0.880	0.058	0.085	500
12SWS1158	0.260	0.312	0.375	0.031	0.100	1000
12SWS1226	0.260	0.320	1.000	0.050	0.250	500
12SWS1221	0.260	0.327	0.630	0.063	0.125	500
12SWS1156	0.260	0.338	0.515	0.039	0.050	1000
12SWS1154	0.260	0.345	0.516	0.060	0.050	1000
12SWS1041	0.260	0.346	0.498	0.050	0.335	500
12SWS1083	0.260	0.360	0.500	0.062	0.160	1000
12SWS1059	0.260	0.365	0.500	0.030	0.060	1000
12SWS1075	0.260	0.370	0.513	0.062	0.250	500
12SWS0919	0.260	0.370	0.460	0.030	0.060	1000
12SWS1100	0.260	0.370	0.540	0.065	0.938	1000
12SWS1017	0.260	0.375	0.562	0.093	0.062	1000
12SWS3504	0.260	0.375	0.625	0.125	0.812	1000
12SWS3101	0.260	0.375	0.750	0.063	0.031	1000
12SWS1006	0.260	0.377	0.425	0.063	0.172	1000
12SWS2570	0.260	0.385	0.740	0.140	0.687	500
12SWS1220	0.260	0.400	0.620	0.125	0.750	1000
12SWS1199	0.260	0.400	0.620	0.062	0.100	1000
12SWS3600	0.260	0.600	1.010	0.160	0.660	500
12SWS2501	0.261	0.312	0.513	0.063	0.375	500
12SWS2512	0.263	0.348	0.687	0.046	0.334	1000
12SWS2510	0.263	0.359	0.687	0.375	0.375	1000
12SWS1227	0.263	0.379	0.625	0.058	0.210	1000
12SWS0953	0.265	0.307	0.500	0.062	0.187	1000
12SWS1046	0.265	0.312	0.504	0.160	0.150	1000
12SWS1060	0.265	0.318	0.492	0.031	0.078	1000
12SWS1049	0.265	0.345	0.500	0.040	0.076	1000
12SWS1152	0.265	0.370	0.525	0.063	0.500	500
12SWS2544	0.265	0.375	0.750	0.095	1.000	500
12SWS2563	0.265	0.375	0.750	0.125	0.094	500
12SWS3104	0.265	0.437	0.750	0.075	0.125	500
12SWS3109	0.265	0.437	0.750	0.075	0.110	500
12SWS4018	0.265	0.615	1.500	0.120	0.250	250
12SWS1223	0.266	0.328	0.625	0.047	0.073	1000
12SWS1190	0.266	0.355	0.625	0.061	0.220	500
12SWS1012	0.266	0.359	0.697	0.062	0.125	500
12SWS2540	0.266	0.371	0.740	0.094	0.125	1000
12SWS2539	0.266	0.375	0.740	0.094	0.344	500
12SWS2541	0.266	0.380	0.750	0.094	0.078	500
12SWS3003	0.266	0.380	0.750	0.094	0.219	500
12SWS1115	0.267	0.370	0.525	0.063	0.500	1000
12SWS3506	0.267	0.370	0.760	0.127	0.263	500
12SWS2522	0.268	0.375	0.700	0.225	0.187	1000
12SWS2521	0.270	0.485	0.720	0.063	0.156	1000
12SWS5009	0.270	0.603	2.111	0.125	0.703	250
12SWS3166	0.270	0.619	0.882	0.125	0.380	500
12SWS0959	0.272	0.373	0.755	0.317	0.221	1000
12SWS1214	0.280	0.375	0.630	0.050	0.150	1000
12SWS1245	0.280	0.493	1.000	0.130	0.500	500
12SWS1250	0.281	0.438	0.625	0.050	0.110	1000
12SWS2586	0.281	0.500	0.750	0.125	0.250	1000
12SWS1054	0.285	0.345	0.500	0.063	0.141	1000
12SWS0255	0.285	0.375	0.500	0.125	0.125	1000
12SWS1149	0.290	0.388	0.562	0.731	0.188	1000
12SWS2508	0.290	0.500	0.674	0.093	0.187	1000
12SWS2503	0.295	0.375	0.625	0.063	0.031	1000
12SWS1193	0.299	0.485	0.730	0.185	0.245	1000
12SWS3510	0.306	0.445	0.825	0.094	0.406	500
12SWS2569	0.307	0.436	0.550	0.172	0.420	1000
12SWS0891	0.308	0.343	0.445	0.077	0.058	1000
12SWS0917	0.308	0.350	0.428	0.125	0.047	1000
12SWS2102	0.310	0.366	0.620	0.057	0.220	1000
12SWS2104	0.310	0.370	0.500	0.035	0.225	1000
12SWS3100	0.310	0.435	0.825	0.060	0.325	1000
12SWS3105	0.310	0.435	0.825	0.060	0.190	500
12SWS2565	0.310	0.500	0.750	0.190	0.250	1000
12SWS3516	0.311	0.440	0.825	0.094	0.406	500
12SWS0869	0.312	0.348	0.390	0.062	0.207	1000
12SWS0312	0.312	0.365	0.575	0.030	0.190	1000
12SWS2105	0.312	0.375	0.750	0.062	0.125	500
12SWS2594	0.312	0.375	0.750	0.066	0.312	500

Item No.	ID	Ø A	Ø F	T	L	Bulk Pack Qty
	in	in	in	in	in	
12SWS0484	0.312	0.380	0.495	0.025	0.116	500
12SWS2561	0.312	0.434	0.750	0.171	0.421	1000
12SWS3108	0.312	0.435	0.740	0.090	0.354	1000
12SWS0967	0.312	0.437	0.750	0.062	0.250	1000
12SWS1027	0.312	0.365	0.500	0.063	0.500	1000
12SWS2582	0.312	0.500	0.625	0.062	0.250	500
12SWS1073	0.313	0.373	0.558	0.031	0.425	1000
12SWS2527	0.313	0.438	0.750	0.063	0.688	500
12SWS4009	0.313	0.478	1.125	0.063	0.750	500
12SWS1069	0.315	0.370	0.492	0.055	0.630	500
12SWS1094	0.315	0.390	0.787	0.039	0.071	1000
12SWS1216	0.315	0.433	0.630	0.079	0.433	500
12SWS2596	0.315	0.479	0.675	0.098	0.062	1000
12SWS2524	0.315	0.500	0.730	0.125	0.150	500
12SWS2581	0.315	0.505	0.750	0.078	0.250	500
12SWS1232	0.316	0.370	0.620	0.062	0.500	1000
12SWS1024	0.316	0.370	0.620	0.031	0.500	1000
12SWS0968	0.316	0.400	0.698	0.065	0.748	1000
12SWS1208	0.316	0.502	0.620	0.060	0.100	1000
12SWS1235	0.316	0.502	0.620	0.060	0.150	1000
12SWS0958	0.318	0.365	0.500	0.030	0.050	1000
12SWS1071	0.318	0.374	0.502	0.187	0.253	500
12SWS1146	0.318	0.395	0.700	0.062	0.375	1000
12SWS1145	0.318	0.400	0.562	0.030	0.030	1000
12SWS3107	0.318	0.435	0.740	0.090	0.180	500
12SWS1198	0.320	0.360	0.620	0.063	0.093	1000
12SWS1201	0.320	0.360	0.620	0.375	0.125	1000
12SWS1009	0.320	0.368	0.740	0.031	0.063	1000
12SWS3008	0.320	0.370	0.745	0.031	0.063	1000
12SWS1211	0.320	0.405	0.625	0.066	0.139	500
12SWS1248	0.320	0.438	0.690	0.060	0.230	1000
12SWS1000	0.320	0.443	0.563	0.068	0.240	1000
12SWS3015	0.320	0.505	0.752	0.060	1.005	500
12SWS3152	0.320	0.630	0.875	0.125	0.375	500
12SWS3012	0.322	0.430	0.740	0.065	0.395	500
12SWS3033	0.322	0.495	0.880	0.153	0.582	500
12SWS3002	0.323	0.375	0.750	0.046	0.046	500
12SWS1218	0.323	0.443	0.561	0.059	0.138	1000
12SWS1204	0.324	0.485	0.600	0.025	0.500	1000
12SWS3032	0.324	0.502	0.805	0.132	0.108	500
12SWS0930	0.325	0.375	0.468	0.047	0.219	500
12SWS2498	0.325	0.412	0.687	0.263	0.513	1000
12SWS3601	0.325	0.435	1.000	0.250	0.188	500
12SWS3001	0.328	0.437	0.693	0.062	0.125	500
12SWS2504	0.328	0.437	0.687	0.125	0.125	1000
12SWS3683	0.328	0.443	0.622	0.062	0.500	1000
12SWS0936	0.333	0.400	0.490	0.044	0.081	1000
12SWS1155	0.335	0.370	0.562	0.024	0.047	1000
12SWS0969	0.335	0.413	0.551	0.059	0.335	500
12SWS2513	0.335	0.437	0.703	0.063	0.125	500
12SWS3103	0.335	0.617	0.872	0.125	0.500	500
12SWS3513	0.335	0.617	0.875	0.125	0.250	500
12SWS3684	0.340	0.940	1.250	0.212	0.100	250
12SWS3696	0.340	1.000	1.250	0.150	0.100	250
12SWS3697	0.340	1.000	1.250	0.212	0.100	250
12SWS2538	0.344	0.469	0.750	0.063	0.125	500
12SWS2546	0.344	0.500	0.750	0.187	0.125	500
12SWS1171	0.345	0.470	0.625	0.045	0.060	1000
12SWS1095	0.349	0.399	0.502	0.031	0.125	500
12SWS1097	0.350	0.390	0.787	0.039	0.071	1000
12SWS1161	0.355	0.395	0.563	0.063	0.620	500
12SWS2555	0.358	0.482	0.747	0.079	0.098	500
12SWS1089	0.370	0.410	0.505	0.050	0.050	1000
12SWS2553	0.370	0.500	0.750	0.078	0.313	1000
12SWS2579	0.370	0.500	0.750	0.240	0.180	500
12SWS1178	0.372	0.477	0.598	0.070	0.126	1000
12SWS1202	0.374	0.492	0.644	0.114	0.197	1000
12SWS0966	0.375	0.438	0.563	0.031	0.031	1000
12SWS2528	0.375	0.443	0.743	0.062	0.187	1000
12SWS2520	0.375	0.445	0.725	0.156	0.156	500
12SWS3024	0.375	0.490	0.750	0.070	0.240	1000
12SWS2556	0.375	0.500	0.750	0.062	0.187	1000
12SWS2558	0.375	0.500	0.750	0.062	0.125	500
12SWS3007	0.375	0.500	0.750	0.125	0.062	500
12SWS3615	0.375	0.500	1.000	0.125	0.750	500
12SWS2536	0.375	0.500	0.750	0.062	0.031	500
12SWS2552	0.375	0.500	0.743	0.094	0.109	500
12SWS3006	0.375	0.500	0.750	0.125	0.031	500
12SWS3035	0.375	0.500	0.625	0.060	0.440	1000
12SWS3036	0.375	0.500	1.000	0.062	0.031	500
12SWS3038	0.375	0.500	1.000	0.125	0.500	500
12SWS3150	0.375	0.500	0.875	0.063	1.000	500
12SWS3605	0.375	0.500	1.005	0.063	0.313	1000
12SWS2548	0.375	0.590	0.750	0.063	0.425	1000
12SWS0916	0.376	0.437	0.743	0.063	0.188	500
12SWS3604	0.376	0.504	1.006	0.078	0.243	500
12SWS3691	0.377	0.495	1.160	0.128	0.060	500
12SWS3508	0.377	0.453	0.556	0.060	0.478	500
12SWS1217	0.378	0.447	0.625	0.030	0.030	1000
12SWS1222	0.378	0.448	0.625	0.031	0.031	1000

(Continued on next page >)

SHOULDER & INSULATING WASHERS

12SWS Series (continued)
Shoulder Washers

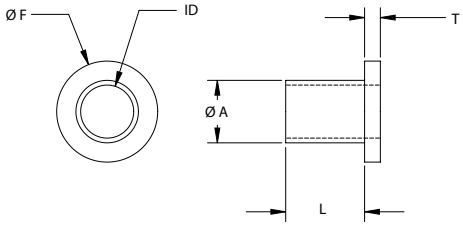

NEW

Specifications:
- Material: UL94 V-2 Nylon 6/6
- Color: Natural

Item No.	ID in	Ø A in	Ø F in	T in	L in	Bulk Pack Qty
12SWS2588	0.378	0.476	0.752	0.058	0.196	500
12SWS1210	0.378	0.495	0.625	0.063	0.031	1000
12SWS3005	0.378	0.498	0.750	0.031	0.156	500
12SWS3034	0.378	0.498	0.750	0.031	0.050	500
12SWS3500	0.378	0.498	0.750	0.063	0.188	500
12SWS2562	0.378	0.505	0.755	0.078	0.250	500
12SWS3106	0.379	0.626	0.875	0.062	0.204	500
12SWS1081	0.380	0.411	0.500	0.093	0.375	1000
12SWS1213	0.380	0.437	0.630	0.031	0.031	1000
12SWS3518	0.380	0.437	0.750	0.075	0.110	500
12SWS3695	0.380	0.480	1.250	0.045	0.125	1000
12SWS2506	0.380	0.500	0.625	0.062	0.312	1000
12SWS1247	0.380	0.500	0.625	0.063	0.375	500
12SWS2574	0.380	0.506	0.750	0.062	0.360	1000
12SWS3562	0.380	0.556	0.980	0.125	0.250	500
12SWS2530	0.380	0.563	0.740	0.050	0.200	500
12SWS2533	0.380	0.594	0.750	0.375	0.375	500
12SWS2585	0.380	0.605	0.740	0.500	0.250	500
12SWS3154	0.380	0.620	0.875	0.125	0.375	500
12SWS3157	0.380	0.625	0.750	0.094	0.500	1000
12SWS5000	0.380	0.484	1.952	0.125	0.625	250
12SWS2595	0.381	0.498	0.750	0.125	0.216	500
12SWS3610	0.382	0.500	1.000	0.063	0.563	500
12SWS1205	0.383	0.434	0.622	0.046	0.031	1000
12SWS2531	0.383	0.502	0.743	0.078	0.312	1000
12SWS2557	0.384	0.507	0.748	0.125	0.359	1000
12SWS1170	0.385	0.470	0.570	0.063	0.375	500
12SWS1241	0.385	0.490	0.650	0.125	0.175	1000
12SWS2559	0.385	0.495	0.750	0.074	0.020	500
12SWS3512	0.385	0.497	0.872	0.110	0.935	500
12SWS2598	0.385	0.500	0.750	0.031	0.750	1000
12SWS3017	0.385	0.510	0.755	0.500	0.156	500
12SWS2529	0.385	0.528	0.750	0.060	0.594	500
12SWS3514	0.386	0.484	0.875	0.063	0.375	1000
12SWS3037	0.387	0.500	1.445	0.060	0.038	500
12SWS1173	0.388	0.475	0.839	0.261	0.349	500
12SWS3031	0.388	0.498	0.810	0.130	0.110	500
12SWS1197	0.390	0.485	0.625	0.125	0.342	1000
12SWS1242	0.390	0.485	0.625	0.125	0.563	1000
12SWS3014	0.390	0.495	0.680	0.060	0.060	1000
12SWS3021	0.390	0.495	0.745	0.063	0.440	1000
12SWS1038	0.390	0.500	0.875	0.062	1.000	1000
12SWS3501	0.390	0.577	0.750	0.094	0.109	500
12SWS2532	0.391	0.545	0.745	0.100	0.155	1000
12SWS1172	0.394	0.472	0.630	0.079	0.394	1000
12SWS3011	0.394	0.562	0.763	0.026	0.196	500
12SWS2511	0.395	0.500	0.625	0.063	0.313	500
12SWS3018	0.395	0.515	1.060	0.060	0.060	500
12SWS3169	0.395	0.571	0.866	0.098	0.945	500
12SWS3565	0.398	0.547	0.984	0.059	0.618	500
12SWS3520	0.406	0.470	0.945	0.078	0.531	500
12SWS3564	0.406	0.546	0.980	0.125	0.250	500
12SWS3618	0.406	0.625	1.000	0.125	0.125	500
12SWS3019	0.408	0.527	0.750	0.075	0.155	500
12SWS3596	0.410	0.619	1.000	0.130	0.500	500
12SWS1175	0.413	0.491	0.570	0.039	0.783	1000
12SWS2515	0.420	0.470	0.710	0.075	0.420	1000
12SWS2542	0.430	0.500	0.750	0.188	0.047	500
12SWS3517	0.430	0.533	0.625	0.045	0.035	500
12SWS2554	0.435	0.490	0.735	0.188	0.047	1000
12SWS4007	0.435	1.095	1.739	0.203	0.203	250
12SWS3519	0.436	0.645	0.996	0.102	0.100	500
12SWS1243	0.437	0.500	0.630	0.055	0.748	1000
12SWS2526	0.437	0.562	0.688	0.062	0.500	1000
12SWS2100	0.437	0.562	0.688	0.062	0.250	1000
12SWS3515	0.438	0.531	0.875	0.063	0.375	500
12SWS3155	0.440	0.630	0.875	0.125	0.375	500
12SWS1177	0.441	0.526	0.571	0.074	0.110	1000
12SWS1209	0.450	0.520	0.750	0.065	0.045	1000
12SWS3603	0.453	0.500	1.005	0.070	0.050	500
12SWS3614	0.453	0.500	1.937	0.050	0.050	500
12SWS2567	0.470	0.625	0.750	0.066	0.174	500
12SWS4006	0.471	0.528	1.251	0.063	0.406	500
12SWS2592	0.476	0.583	1.008	0.079	0.118	1000
12SWS3163	0.476	0.696	0.940	0.102	0.511	500
12SWS3999	0.480	0.875	1.250	0.130	0.485	250
12SWS3509	0.485	0.580	0.775	0.150	0.050	500
12SWS3168	0.488	0.695	0.954	0.106	0.275	500
12SWS4023	0.492	0.531	1.250	0.062	0.551	250
12SWS2580	0.500	0.563	0.745	0.031	0.313	1000
12SWS2587	0.500	0.625	0.750	0.062	0.437	1000
12SWS3153	0.500	0.625	1.000	0.125	0.250	500
12SWS3162	0.500	0.687	1.000	0.032	0.125	500

Item No.	ID in	Ø A in	Ø F in	T in	L in	Bulk Pack Qty
12SWS2589	0.504	0.565	0.877	0.135	0.057	500
12SWS3589	0.504	0.740	0.995	0.125	0.619	500
12SWS3025	0.505	0.625	0.750	0.062	0.312	1000
12SWS3022	0.506	0.627	0.750	0.092	0.188	1000
12SWS3164	0.506	0.628	0.885	0.062	0.438	500
12SWS3039	0.507	0.629	0.887	0.067	0.191	500
12SWS3156	0.507	0.634	0.874	0.063	0.689	500
12SWS1013	0.508	0.543	0.688	0.031	0.047	1000
12SWS3617	0.508	0.688	1.000	0.125	0.437	500
12SWS3650	0.508	0.770	1.000	0.078	0.109	1000
12SWS2547	0.509	0.617	0.750	0.062	0.250	500
12SWS3149	0.510	0.600	0.865	0.045	0.455	500
12SWS2578	0.510	0.625	0.750	0.062	0.187	500
12SWS3151	0.510	0.633	0.875	0.125	0.375	1000
12SWS3608	0.510	0.687	1.000	0.125	0.500	500
12SWS3690	0.510	0.700	1.125	0.093	0.437	500
12SWS4002	0.510	0.984	1.235	0.063	0.094	500
12SWS3016	0.515	0.556	0.745	0.062	0.050	1000
12SWS3602	0.515	0.616	1.000	0.094	0.031	500
12SWS3026	0.515	0.625	1.000	0.125	0.125	1000
12SWS3606	0.515	0.625	1.000	0.040	0.330	1000
12SWS3686	0.515	0.718	1.105	0.095	0.281	500
12SWS3694	0.515	0.718	1.125	0.187	0.250	500
12SWS4001	0.515	0.740	1.125	0.063	0.094	500
12SWS4003	0.515	0.752	1.105	0.125	0.281	500
12SWS2571	0.517	0.580	0.750	0.030	0.320	500
12SWS2591	0.520	0.580	0.875	0.031	0.050	1000
12SWS3167	0.520	0.617	0.750	0.062	0.250	500
12SWS3102	0.520	0.620	0.825	0.062	0.500	1000
12SWS3599	0.520	0.666	1.000	0.125	0.625	500
12SWS3588	0.525	0.740	1.105	0.125	0.281	500
12SWS3593	0.530	0.750	1.250	0.120	0.340	500
12SWS3597	0.530	0.750	1.000	0.060	0.130	500
12SWS4005	0.538	0.600	1.252	0.063	0.406	500
12SWS3502	0.550	0.625	0.790	0.047	0.422	1000
12SWS3027	0.551	0.709	1.102	0.118	0.709	500
12SWS3580	0.559	1.000	1.250	0.047	0.563	500
12SWS3595	0.562	0.750	0.875	0.063	0.250	500
12SWS4010	0.562	0.930	1.250	0.063	0.094	250
12SWS4011	0.562	0.989	1.250	0.062	0.094	250
12SWS3028	0.563	0.625	1.188	0.031	0.250	500
12SWS3505	0.563	0.655	0.800	0.055	0.100	500
12SWS3594	0.566	0.750	0.875	0.062	0.125	500
12SWS2535	0.569	0.688	0.750	0.032	0.118	500
12SWS3161	0.569	0.688	0.875	0.040	0.335	500
12SWS3681	0.585	0.725	1.230	0.060	0.100	500
12SWS3685	0.612	0.787	1.064	0.063	0.063	500
12SWS3511	0.617	0.750	0.880	0.047	0.203	1000
12SWS3998	0.627	0.875	1.248	0.130	0.250	500
12SWS4004	0.627	0.875	1.245	0.125	0.500	250
12SWS2549	0.630	0.708	0.750	0.031	0.140	1000
12SWS3598	0.630	0.750	1.000	0.050	0.200	500
12SWS3607	0.630	0.896	1.068	0.062	0.521	250
12SWS3160	0.635	0.750	0.875	0.063	0.500	500
12SWS3029	0.639	0.710	0.788	0.058	0.058	500
12SWS2584	0.640	0.710	0.735	0.050	0.050	1000
12SWS3206	0.640	0.780	1.000	0.050	0.200	1000
12SWS3609	0.645	0.745	1.000	0.130	0.120	1000
12SWS5050	0.645	0.750	1.525	0.063	0.500	250
12SWS3205	0.695	0.787	0.995	0.125	0.625	500
12SWS3210	0.695	0.787	0.995	0.125	1.000	250
12SWS3200	0.695	0.792	0.995	0.125	0.188	500
12SWS3688	0.750	0.880	1.130	0.062	0.313	500
12SWS3682	0.750	0.880	1.060	0.060	1.190	500
12SWS3689	0.758	0.880	1.130	0.062	0.313	500
12SWS4000	0.766	1.000	0.813	0.063	0.478	500
12SWS4020	0.770	0.968	2.328	0.125	0.313	250
12SWS5002	0.783	1.050	2.065	0.125	0.500	250
12SWS5001	0.806	1.050	2.065	0.125	0.500	250
12SWS3698	0.810	1.000	1.500	0.120	0.220	250
12SWS3616	0.812	0.895	0.980	0.150	0.406	500
12SWS3693	0.818	1.002	1.250	0.156	0.422	250
12SWS3687	0.827	0.906	1.102	0.039	0.118	500
12SWS4019	0.870	1.120	1.365	0.128	0.309	250
12SWS3582	0.875	1.000	1.250	0.062	0.688	500
12SWS4008	0.885	0.995	1.250	0.156	0.344	250
12SWS4017	0.887	1.055	1.570	0.175	0.170	250
12SWS4021	0.906	1.063	1.929	0.079	0.138	250
12SWS4014	0.942	1.248	1.501	0.133	0.238	250
12SWS4022	1.000	1.365	1.500	0.125	0.313	250
12SWS4013	1.015	1.375	1.750	0.125	0.625	250
12SWS4012	1.125	1.380	1.650	0.060	0.060	250
12SWS5003	1.326	1.743	1.989	0.129	0.305	250

SHOULDER & INSULATING WASHERS

24SW Series
Shoulder Washers

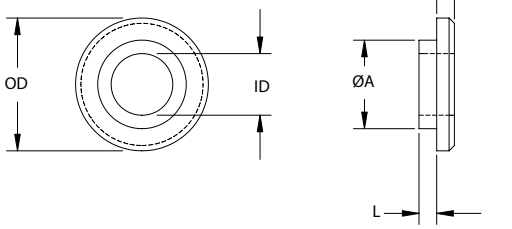

Specifications:
- Material: UL94 V-2 Nylon 6/6
- Color: Natural

Features:
- Resistant to corrosion, oil and most chemicals
- Designed to protect the head of a metal screw from electrical contact

Item No.	Screw Size	ID		OD		L		Ø A		T		Bulk Pack Qty
		in	mm	in	mm	in	mm	in	mm	in	mm	
24SW0002	#2	0.093	2.36	0.250	6.35	0.040	1.02	0.156	3.96	0.040	1.02	1000
24SW0004	#4	0.122	3.09	0.281	7.14	0.040	1.02	0.187	4.75	0.040	1.02	1000
24SW0006	#6	0.146	3.71	0.328	8.33	0.040	1.02	0.218	5.54	0.040	1.02	1000
24SW0008	#8	0.174	4.42	0.375	9.53	0.050	1.27	0.250	6.35	0.050	1.27	1000
24SW0010	#10	0.201	5.11	0.437	11.10	0.050	1.27	0.281	7.14	0.050	1.27	1000
24SW0250	1/4	0.260	6.60	0.562	14.27	0.060	1.52	0.375	9.53	0.060	1.52	1000
24SW0375	3/8	0.385	9.78	0.750	19.05	0.060	1.52	0.500	12.70	0.060	1.52	500

16CW Series
Cup Washers

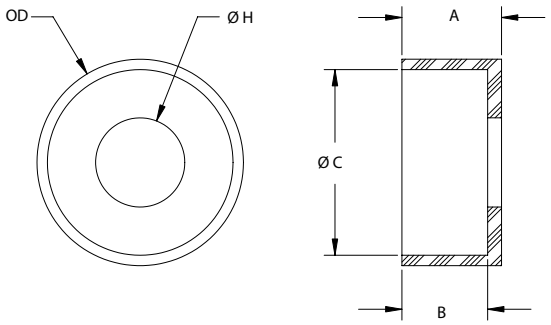

Specifications:
- Material: UL94 V-2 Nylon 6/6
- Color: Natural

Features:
- Resistant to corrosion, oil and most chemicals
- Designed to protect the head of a metal screw from electrical contact
- Accommodates the most common screw head-styles including: Cheese, Pan and Fillister

Item No.	Screw Size	ID		OD		Ø C		B		A		Bulk Pack Qty
		in	mm	in	mm	in	mm	in	mm	in	mm	
16CW004257	#4	0.115	2.9	0.305	7.7	0.245	6.2	0.217	5.5	0.257	6.5	1000
16CW004040	#4	0.115	2.9	0.305	7.8	0.245	6.2	0.117	3.0	0.157	4.0	1000
16CW006040	#6	0.140	3.6	0.360	9.1	0.300	7.6	0.142	3.6	0.182	4.6	1000
16CW008040	#8	0.171	4.3	0.414	10.5	0.354	9.0	0.166	4.2	0.206	5.2	1000
16CW008042	#8	0.187	4.8	0.497	12.6	0.389	9.9	0.093	2.4	0.139	3.5	1000
16CW008041	#8	0.171	4.3	0.414	10.5	0.354	9.0	0.130	3.3	0.170	4.3	1000
16CW008043	#8	0.172	4.4	0.343	8.7	0.281	7.1	0.182	4.6	0.218	5.5	1000
16CW010030	#10	0.201	5.1	0.568	14.4	0.375	9.5	0.127	3.2	0.157	4.0	1000
16CW010040	#10	0.194	4.9	0.470	11.9	0.410	10.4	0.190	4.8	0.230	5.9	1000
16CW250250	1/4	0.260	6.6	1.000	25.4	0.500	12.7	0.150	3.8	0.198	5.0	500
16CW250040	1/4	0.257	6.5	0.595	15.1	0.535	13.6	0.247	6.3	0.287	7.3	500
16CW250042	1/4	0.257	6.6	0.531	13.5	0.465	11.8	0.650	16.5	0.787	20.0	1000
16CW312050	5/16	0.320	8.1	0.500	12.7	0.400	10.2	0.122	3.1	0.170	4.3	1000
16CW312375	5/16	0.344	8.7	0.875	22.2	0.625	15.9	0.250	6.4	0.375	9.5	500
16CW312500	5/16	0.344	8.7	0.875	22.2	0.625	15.9	0.378	9.6	0.500	12.7	500
16CW375225	3/8	0.380	9.7	1.000	25.4	0.750	19.1	0.125	3.2	0.225	5.7	500
16CW437520	3/8	0.437	11.1	1.094	27.8	0.786	20.0	0.196	5.0	0.531	13.5	500

KNOBS & THUMB SCREW KNOBS

29F Series
Flowerette Knobs

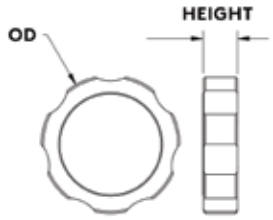

Specifications:
- Material: Acetal
- Color: See Table

Features:
- Presses onto any standard socket hex cap screw

Item No.					For Screw Size	OD		Height		Bulk Pack Qty
Black	Blue	Red	White	Green		in	mm	in	mm	
29F014B	29F014BL	29F014RD	29F014WT	29F014GR	1/4	0.375	9.5	1.500	38.1	250
29F516B	29F516BL	29F516RD	29F516WT	29F516GR	5/16	0.375	9.5	1.500	38.1	250
29F038B	29F038BL	29F038RD	29F038WT	29F038GR	3/8	0.375	9.5	1.500	38.1	250

29W Series
Wing Head Knobs

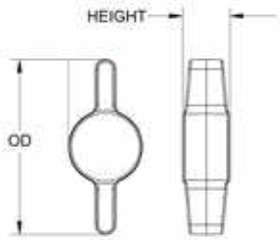

Specifications:
- Material: Acetal
- Color: See Table

Features:
- Presses onto any standard socket hex cap screw

Item No.					For Screw Size	OD		Height		Bulk Pack Qty
Black	Blue	Red	White	Green		in	mm	in	mm	
29W010B	29W010BL	29W010RD	29W010WT	29W010GR	#10	1.000	25.4	0.250	6.4	500
29W014B	29W014BL	29W014RD	29W014WT	29W014GR	1/4	1.266	32.2	0.344	8.7	500
29W516B	29W516BL	29W516RD	29W516WT	29W516GR	5/16	1.500	38.1	0.406	10.3	500
29W038B	29W038BL	29W038RD	29W038WT	29W038GR	3/8	1.781	45.2	0.484	12.3	250

29WN Series
Hex Press-Loc Wing Thumb Screw Knobs

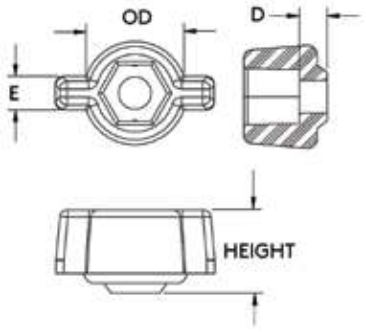

Specifications:
- Material: UL94 V-2 Nylon 6/6
- Color: See Table

Features:
- Fits hex nuts and hex head cap screws

Item No.			For Screw Size	OD	Height	D	E	Bulk Pack Qty
Natural	White	Black		in	in	in	in	
29WN014N	29WN014WT	29WN014B	1/4	0.813	0.656	0.219	0.266	1000

tel | 800 847 0486 fax | 866 561 6617

THUMB SCREW KNOBS / SHEET EDGE INSERTS

29RN Series
Hex Press-Loc Round Tumb Screw Knobs

NEW

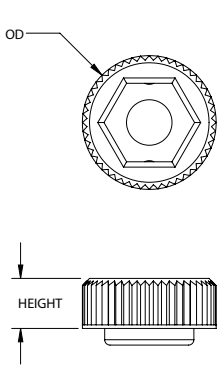

Specifications:
- Material: UL94 V-2 Nylon 6/6
- Color: See Table

Features:
- Fits hex nuts and hex head cap screws
- Easily assembled by pressing a steel nut or screw into the plastic knob

Item No.			For	OD	Height	D	Bulk Pack
Natural	White	Black	Screw Size	in	in	in	Qty
29RN147N	29RN147WT	29RN147B	1/4	0.750	0.375	0.125	1000

SEI Series
Sheet Edge Insert

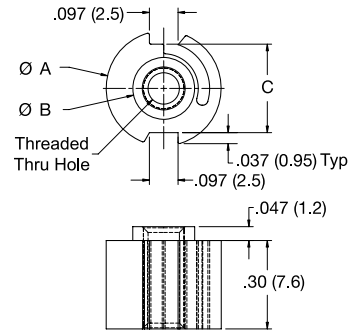

Specifications:
- Material: UL94 V-2 Nylon 6/6
- Color: Black

Features:
- Provides strong threads in metal sheets too thin to be tapped
- Fastens to the edges of thin sheets
- Alternative to self-clinching inserts
- Can be removed by pinching the spring legs and rotating
- Internal thread requires a screwdriver for installation

Installation:
1. Install insert notch into the side of the panel opening
2. Rotate spring leg of insert toward the panel. This compresses the spring leg allowing it to pass through the notch in the panel
3. Leg will snap back to its normal position securing insert in panel

NOTE: Screwdriver required for installation

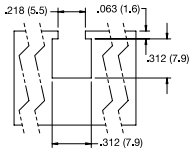

Mounting Hole 1

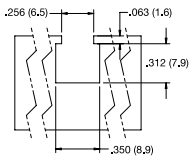

Mounting Hole 2

Item No.	Thread Type	Ø A		Ø B		C		Panel Thickness		Mounting Hole	Bulk Pack Qty
		in	mm	in	mm	in	mm	in	mm		
SEI-1	#6-32 UNC	0.39	9.9	0.21	5.3	0.30	7.6	0.050 - 0.095	1.27 - 2.41	1	1000
SEI-2	M4	0.39	9.9	0.21	5.3	0.30	7.6	0.050 - 0.091	1.27 - 2.30	1	1000
SEI-3	M3	0.39	9.9	0.21	5.3	0.30	7.6	0.050 - 0.091	1.27 - 2.30	1	1000
SEI-4	M5	0.43	10.9	0.25	6.3	0.34	8.6	0.050 - 0.095	1.27 - 2.41	2	1000
SEI-5	M6	0.43	10.9	0.25	6.3	0.34	8.6	0.050 - 0.095	1.27 - 2.41	2	1000

TRY BEFORE YOU BUY!

Thousands of options for fasteners available from Essentra. Order your FREE samples today.

Contact sales@essentracomponents.com for information on our complete line.

SNAP IN BEARINGS & HOOKS

R Series
Snap In Bearing



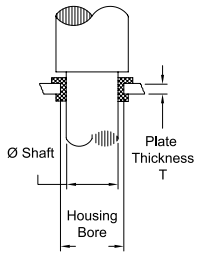

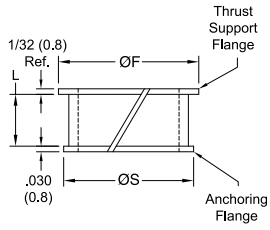

Specifications:
- Material: UL94 V-2 Nylon 6/6
- Color: Natural

Features:
- Effective at damping out noise and vibration
- Does not require lubrication
- Axiam slot helps maintain proper fit and compensate for humidity and temperature changes

Item No.	Maximum Shaft Ø		Minimum Housing Bore		Bearing ID Installed		F Ø		S Ø		L		T		Bulk Pack Qty
	in	mm	in	mm	in	mm	in	mm	in	mm	in	mm	in	mm	
R3L1-C	3/16	4.8	0.234	5.9	0.189	4.8	5/16	7.9	1/4	6.4	0.078	2.0	0.040 - 0.075	1.0 - 1.9	1000
R3L2-C	3/16	4.8	0.234	5.9	0.189	4.8	5/16	7.9	1/4	6.4	0.140	3.6	0.072 - 0.135	1.8 - 3.4	1000
R4L1-C	1/4	6.4	5/16	7.9	0.251	6.4	7/16	11.1	11/32	8.7	0.078	2.0	0.040 - 0.075	1.0 - 1.9	1000
R5L1-C	5/16	7.9	3/8	9.5	0.314	8	1/2	12.7	13/32	10.3	0.078	2.0	0.040 - 0.075	1.0 - 1.9	1000
R6L2-C	3/8	9.5	7/16	11.1	0.376	9.6	9/16	14.3	15/32	11.9	0.140	3.6	0.072 - 0.135	1.8 - 3.4	1000
R12L1-C	3/4	19.1	13/16	20.6	0.751	19.1	1	25.4	27/32	21.4	0.078	2.0	0.040 - 0.075	1.0 - 1.9	1000

Radial Load Capacity (in lbs.)

Item No.	Nominal Bearing ID			RPM			
	in	mm	Static	10	50	100	250
R3L1-C	3/16	4.8	24	4	4	3	2
R3L2-C	3/16	4.8	48	9	8	6	4
R4L1-C	1/4	6.4	32	5	5	4	2
R5L1-C	5/16	7.9	40	8	6	4	2
R6L2-C	3/8	9.5	96	19	15	10	4
R12L1-C	3/4	19.1	100	20	14	6	2.5

Installation

Bearings should always be installed in a housing bore that provides good support for the bearing.

When operated continuously without lubrication at the maximum permissible speed of 500 rpm, shafts should be hardened or plated in the bearing area to minimize wear.

Unhardened stainless steel shafts are not recommended. Use chromium plated or nickel plated shafts where corrosion is a problem.

Correct Clearances

Housing bore diameters should not be smaller than the minimum diameters specified in tables presented in this catalog. To check bearing I.D.'s for clearance, the bearing should be installed in its housing bore. Plug gauges with diameters corresponding to the minimum and maximum recommended I.D.'s can be used to determine whether the clearance is correct for the bearing when operated on recommended shaft.

When bearings must operate in liquids, the wall thickness of the bearing will increase due to absorption of liquid. Wall thicknesses also increase when bearings are used in a consistently humid environment.

The compensation gap allows for the bearing to be collapsed sufficiently so that the small flange can be easily spiraled through the mounting hole. Position the bearing over the hole with the gap facing up. With light finger pressure immediately to the left of the compensation gap, the bearing is spiraled into position.

Bearings perform effectively in temperature ratings from -40°F to +200°F. Bearing load ratings to 8,000 PSI and speed ratings up to 2,000 feet per minute ensure durability.

SUC Series
Suction Cups

Specifications:
- Material: PVC
- Color: Clear

Features:
- **Style 1** is designed with a side pilot hole to be used with string hanger, wire dowels or various other fasteners
- **Style 2** with the mushroom head design can be used with a a wide range of self hanging products
- **Style 3** with the hook design is perfect for window mounted signs, ornaments and decorations
- **Style 4** or the double suction cup securely holds, separates, and cushions parallel glass or related surfaces

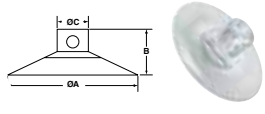

Style 1

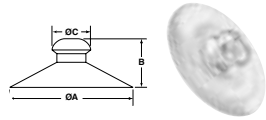

Style 2

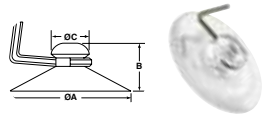

Style 3

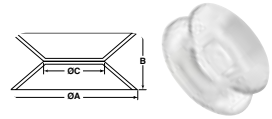

Style 4

Item No.	Style	Ø A	B	Ø C	Ø Hole	Bulk Pack Qty
		in	in	in	in	
SUC100A	1	0.866	0.331	0.244	0.110	3000
SUC105A	1	0.984	0.394	0.311	0.157	2000
SUC110A	1	1.181	0.551	0.374	0.185	1500
SUC115A	1	1.378	0.492	0.354	0.185	1000
SUC120A	1	1.575	0.630	0.354	0.197	800
SUC125A	1	1.772	0.748	0.492	0.197	500
SUC130A	1	1.969	0.661	0.394	0.213	350
SUC135A	1	2.165	0.787	0.551	0.256	250
SUC140A	1	2.480	0.787	0.591	0.256	230
SUC200A	2	0.748	0.394	0.327	—	3000
SUC205A	2	0.866	0.325	0.315	—	3500
SUC210A	2	1.181	0.449	0.449	—	1500
SUC215A	2	1.378	0.492	0.541	—	1000
SUC220A	2	1.575	0.598	0.531	—	800

Item No.	Style	Ø A	B	Ø C	Ø Hole	Bulk Pack Qty
		in	in	in	in	
SUC225A	2	1.772	0.561	0.587	—	500
SUC230A	2	1.969	0.433	0.610	—	350
SUC235A	2	2.165	0.787	0.626	—	250
SUC240A	2	2.480	0.917	0.709	—	230
SUC300A	3	0.866	0.295	0.287	—	2000
SUC305A	3	1.181	0.449	0.449	—	1000
SUC310A	3	1.378	0.492	0.541	—	700
SUC315A	3	1.575	0.551	0.531	—	500
SUC320A	3	1.654	0.598	0.453	—	500
SUC325A	3	1.772	0.561	0.587	—	400
SUC330A	3	1.969	0.689	0.610	—	300
SUC335A	3	2.165	0.787	0.626	—	250
SUC400A	4	0.787	0.374	0.374	—	2000
SUC405A	4	1.181	0.591	0.512	—	1000

VIBRATION MOUNTS

QM Series
Quiet Mounts



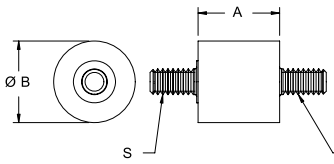

Fig. 1

Specifications:
- Material: 40 Shore A Neoprene Rubber, 1010-1020 Steel
- Color: Black

Features:
- Absorbs vibration, noise and shock
- For heavy duty applications

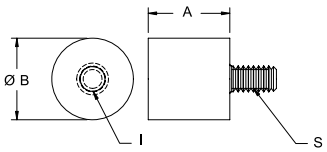

Fig. 2

Item No.	Fig	A in	A mm	Ø B in	Ø B mm	S in	I in	Ref Loadat 15% Deflection lbs	Ref Loadat 15% Deflection kg	Bulk Pack Qty
QM1	**1**	7/16	11.1	7/16	11.1	#6-32 x 1/4	—	8	4	100
QM1T	**2**	7/16	11.1	7/16	11.1	#6-32 x 1/4	#6-32 x 3/16	5	2	100
QM2T	**2**	7/16	11.1	7/16	11.1	#6-32 x 1/2	#6-32 x 3/16	7	3	100
QM3	**1**	1/2	12.7	7/16	11.1	#8-32 x 3/8	—	9	4	100
QM3T	**2**	1/2	12.7	7/16	11.1	#8-32 x 3/8	#8-32 x 3/16	8	4	100
QM4	**1**	1/2	12.7	9/16	14.3	#8-32 x 3/8	—	15	7	100
QM4T	**2**	1/2	12.7	9/16	14.3	#8-32 x 3/8	#8-32 x 3/16	28	13	100
QM5	**1**	3/4	19.1	1.2	25.4	1/4-20 x 1/2	—	43	20	100
QM7	**1**	9/16	14.3	1/2	12.7	#10-32 x 3/8	—	3	1	100
QM7T	**2**	9/16	14.3	1/2	12.7	#10-32 x 3/8	#10-32 x 3/16	10	5	100

VG Series
Vibration Grommet



Fig. 1

Fig. 2

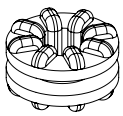

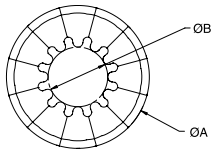

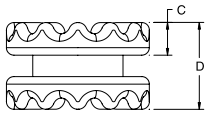

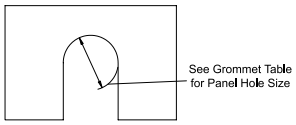

Specifications:
- Material: Neoprene Rubber, 60 Shore A
- Color: Black

Features:
- Provides vibration and noise control
- Shock protection
- VG grommet is mounted with VGS screw (sold separately see below)

Item No.	Ø A in	Ø A mm	Ø B in	Ø B mm	Panel Thickness in	Panel Thickness mm	Ø Hole in	Ø Hole mm	C Typ. in	C Typ. mm	D Ref. in	D Ref. mm	Fig.	Mating Screws	Bulk Pack Qty
VG-1	0.380	9.7	0.158	4.0	0.057	1.45	0.250	6.35	0.087	2.2	0.231	5.9	1	**VGS-1** or **VGS-4**	1000
VG-2	0.565	14.4	0.188	4.8	0.063	1.60	0.375	.9.53	0.131	3.3	0.324	8.2	1	**VGS-2** or **VGS-5**	1000
VG-3	0.380	9.4	0.158	4.0	0.031	0.79	0.250	6.35	0.100	2.5	0.231	5.9	1	**VGS-1** or **VGS-4**	1000
VG-4	0.565	14.4	0.188	.188	0.043	1.09	0.375	.375	0.141	3.6	0.324	8.2	1	**VGS-2** or **VGS-5**	1000
VG-5	0.374	9.5	0.142	.142	0.055	1.40	0.217	.217	0.083	2.1	0.217	5.5	2	**VGS-3** or **VGS-6**	1000

VGS Series
Vibration Grommet Screw

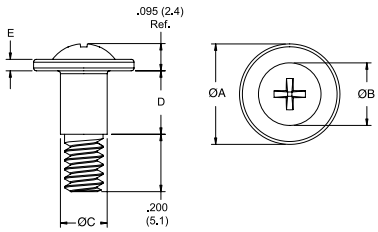

Specifications:
- Material: Zinc Plated 1022 Carbon Steel

Features:
- Mounts the VG grommet seen above

Item No.	Thread	Use With Grommet Item No.	Ø A in	Ø A mm	Ø B Ref. in	Ø B Ref. mm	Ø C in	Ø C mm	D in	D mm	E in	E mm	Bulk Pack Qty
VGS-1	#6-32 UNC-2A	**VG-1, VG-3**	0.350	8.9	0.218	5.5	0.163	4.1	0.205	5.2	0.050	1.3	1000
VGS-2	#6-32 UNC-2A	**VG-2, VG-4**	0.500	12.7	0.320	8.1	0.194	4.9	0.290	7.4	0.040	1.0	1000
VGS-3	#6-32 UNC-2A	**VG-5**	0.350	8.9	0.218	5.5	0.146	3.7	0.195	5.0	0.050	1.3	1000
VGS-4	M3 x 0.5	**VG-1, VG-3**	0.350	8.9	0.218	5.5	0.163	4.1	0.205	5.2	0.050	1.3	1000
VGS-5	M3 x 0.5	**VG-2, VG-4**	0.500	12.7	0.320	8.1	0.194	4.9	0.290	7.4	0.040	1.0	1000
VGS-6	M3 x 0.5	**VG-5**	0.350	8.9	0.218	5.5	0.146	3.7	0.196	5.0	0.050	1.3	1000

ROTARY DAMPERS

RFRT-G Series
Two Way Rotary Damper

Specifications:
- Material: Housing: UL94 HB Polycarbonate, Shaft and Gear: Acetal
- Color: Black

Features:
- Enables products tp function with a smooth, mechanical motion
- Prevents lid and access panel closure damage
- Dampens in both directions of rotation
- Mounts with M2 screws or SR-20XX Snap Rivets (see page 120)

Item No.	Torque (gf.cm) @ 20RPM and 23° C	Gear Style
RFRT-G2-200-G1	20 ± 7	1
RFRT-G2-200-G2	20 ± 7	2
RFRT-G2-200-G3	20 ± 7	3
RFRT-G2-300-G1	30 ± 8	1
RFRT-G2-300-G2	30 ± 8	2
RFRT-G2-300-G3	30 ± 8	3
RFRT-G2-450-G1	45 ± 10	1
RFRT-G2-450-G2	45 ± 10	2
RFRT-G2-450-G3	45 ± 10	3
RFRT-G2-600-G1	60 ± 12	1
RFRT-G2-600-G2	60 ± 12	2
RFRT-G2-600-G3	60 ± 12	3
RFRT-G2-101-G1	100 ± 20	1
RFRT-G2-101-G2	100 ± 20	2
RFRT-G2-101-G3	100 ± 20	3

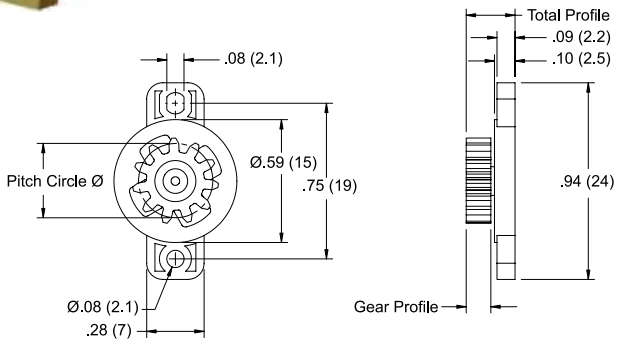

Gear	Gear Style 1	2	3
Type	Standard Spur	Standard Spur	Standard Spur
Tooth Profile	Involute Gear	Involute Gear	Involute Gear
Pressure Angle	20°	20°	20°
No of Teeth	14	10	11
Pitch Circle Ø	.28 (7)	.39 (10)	.35 (8.8)
Gear Profile	.15 (3.7)	.12 (3)	.14 (3.6)
Total Profile Ref	.26 (6.6)	.23 (5.9)	.26 (6.5)

RFRT-D2 Series
Two Way High Torque Rotary Damper

Specifications:
- Material: Housing: UL94 HB Polycarbonate, Shaft and Gear: Acetal
- Color: Black

Features:
- Enables products tp function with a smooth, mechanical motion
- Prevents lid and access panel closure damage
- Dampens in both directions of rotation
- Mounts with #8/M4 screws or SR-40XX Snap Rivets (see page 120)

Item No.	Torque (gf.cm) @ 20RPM and 23° C
RFRT-D2-102-G2	1000 ± 200
RFRT-D2-152-G2	1500 ± 300

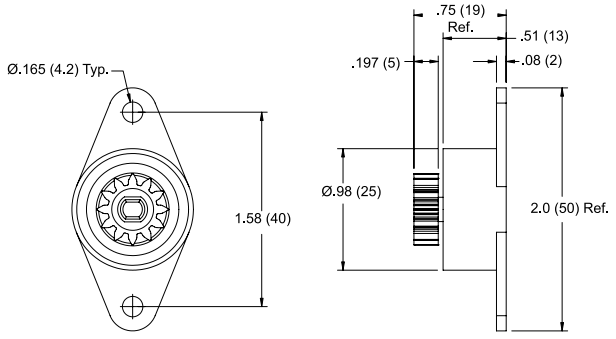

Gear	
Type	Standard Spur
Tooth Profile	Involute Gear
Pressure Angle	20°
No of Teeth	12
Pitch Circle	.47

GSS Series
Glass Shelf Supports

Specifications:
- Material: Butyrate
- Color: Clear

Features:
- Clamps easily to metal brackets
- Clear butyrate is glass-like in appearance as well as stress and impact resistant

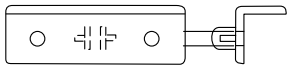

Item No.	Bracket Thickness in	Style	Bulk Pack Qty
GSS1000A	0.093	Center Back Clip	5000
GSS1100A	0.093	Center Front Clip	3500

RCL Series
Retainer Clips

Specifications:
- Material: See Table
- Color: See Table

Features:
- Used for retaining panels or screens to an opening in a door
- Attractive and economical method of securing a mirror to a wall or as a means of mounting a picture into a frame

Item No.	Panel Thickness in	Color	Material	Bulk Pack Qty
RCL1000A	0.156	Natural	Nylon	21000
RCL1000B	0.156	Clear	Butyrate	16500

45SNHK Series
Snap Rings

NEW

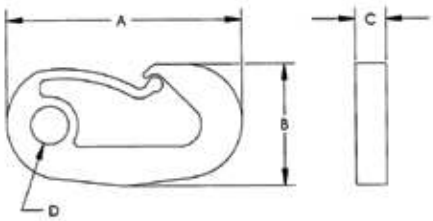

Specifications:
- Material: See Table
- Color: Black

Features:
- Great for securing light cargo in cars, vans, trucks, and boats
- Good for outdoor use
- Won't scratch painted or decorative surfaces
- Resists corrosion and abrasion

Item No.	A		B		C		Ø D		Max Load	Material	Bulk Pack Qty
	in	mm	in	mm	in	mm	in	mm			
45SNHK250	1.590	40.5	0.843	21.4	0.312	7.9	0.250	6.4	5 lbs	UV Resistant Nylon 6/6	500
45SNHK375	2.375	60.3	1.250	31.8	0.375	9.5	0.375	9.5	13 lbs	UV Resistant Nylon 6/6	250
45SNHK500	3.156	80.2	1.656	42.1	0.406	10.3	0.500	12.7	40 lbs	Impact Modified Nylon	250

PCB & ELECTRONICS HARDWARE





PCB SUPPORTS ..... 228 - 258

PUSH SPACERS ..... 250 - 253

STANDOFFS ..... 259 - 266

THROUGH SPACERS..... 266 - 278

SPACERS ..... 279 - 282

CARD GUIDES, PULLERS & EJECTORS ..... 283 - 293

ELECTRONIC FAN ACCESSORIES ..... 294 - 297

TRANSISTOR INSULATORS ..... 298 - 301

LED HARDWARE ..... 301 - 306

FUSE COVERS ..... 306 - 307

PCB & ELECTRONICS HARDWARE

LOCKING CIRCUIT BOARD SUPPORTS

LCBS/27LLP/CBLS Series
Locking PCB Support

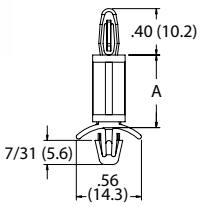

Top Hole.
Snap-lock: .156 (4.0)
Panel Thickness:
.062 (1.57)

Bottom Hole:
Snap-lock: .187 (4.8)
Panel Thickness:
.031 - .078 (.79 - 1.98)

Specifications:
- Material: Nylon 6/6
- Color: Natural
- Flame Class: See Table

Item No. UL94 V-2	Item No. UL94 V-0	A in	A mm	Bulk Pack Qty
27LLP0125	—	0.125	3.2	1000
CBLS005A	—	0.138	3.5	1000
LCBS-3-01	LCBS-3-19	0.188	4.8	1000
LCBS-6M-01	—	0.236	6.0	1000
LCBS-4-01	LCBS-4-19	0.250	6.4	1000
LCBS-5-01	LCBS-5-19	0.312	7.9	1000
LCBS-6-01	LCBS-6-19	0.375	9.5	1000
LCBS-10M-01	—	0.394	10.0	1000
LCBS-7-01	LCBS-7-19	0.437	11.1	1000
LCBS-8-01	LCBS-8-19	0.500	12.7	1000

Item No. UL94 V-2	Item No. UL94 V-0	A in	A mm	Bulk Pack Qty
LCBS-10-01	LCBS-10-19	0.625	15.9	1000
LCBS-12-01	LCBS-12-19	0.750	19.1	1000
LCBS-14-01	LCBS-14-19	0.875	22.2	1000
CBLS060A	—	0.945	24.0	1000
LCBS-16-01	LCBS-16-19	1.000	25.4	1000
LCBS-18-01	LCBS-18-19	1.125	28.6	1000
CBLS075A	—	1.224	31.1	1000
LCBS-20-01	LCBS-20-19	1.250	31.8	1000
LCBS-22-01	LCBS-22-19	1.375	34.9	1000
• 27LLP1750	—	1.750	44.5	1000

LCBS-HT Series
Locking PCB Support
High Temperature

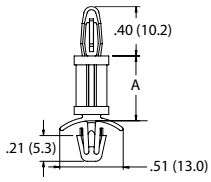

Top Hole.
Snap-lock: .156 (4.0)
Panel Thickness:
.062 (1.57)

Bottom Hole:
Snap-lock: .187 (4.8)
Panel Thickness:
.031 - .078 (0.8 - 2.0'

Specifications:
- Material: UL94 V-0 PEI
- Color: Black

Features:
- Temperature rating up to 392°F (200°C)

Item No.	A in	A mm	Bulk Pack Qty
LCBS-3-HT	0.188	4.8	1000
LCBS-4-HT	0.250	6.4	1000
LCBS-5-HT	0.313	7.9	1000
LCBS-6-HT	0.375	9.5	1000
LCBS-7-HT	0.438	11.1	1000
LCBS-8-HT	0.500	12.7	1000
LCBS-10-HT	0.625	15.9	1000

Item No.	A in	A mm	Bulk Pack Qty
LCBS-12-HT	0.750	19.1	1000
LCBS-14-HT	0.875	22.2	1000
LCBS-16-HT	1.000	25.4	1000
LCBS-18-HT	1.125	28.6	1000
LCBS-20-HT	1.250	31.8	1000
LCBS-22-HT	1.375	34.9	1000

LCBS-2 Series
Locking PCB Support

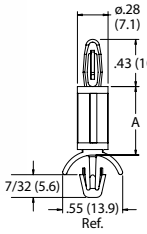

Top Hole:
Snap-lock: .156 (4)
Panel Thickness:
.062 (1.6)

Bottom Hole:
Snap-lock: .187 (4.75)
Panel Thickness:
.078 - .141 (1.98 - 3.58)

Specifications:
- Material: Nylon 6/6
- Color: Natural
- Flame Class: See Table

Item No. UL94 V-2	Item No. UL94 V-0	A in	A mm	Bulk Pack Qty
LCBS-2-3-01	LCBS-2-3-19	0.188	4.8	1000
LCBS-2-4-01	LCBS-2-4-19	0.250	6.4	1000
LCBS-2-5-01	LCBS-2-5-19	0.313	7.9	1000
LCBS-2-6-01	LCBS-2-6-19	0.375	9.5	1000
LCBS-2-7-01	LCBS-2-7-19	0.438	11.1	1000
LCBS-2-8-01	LCBS-2-8-19	0.500	12.7	1000
LCBS-2-10-01	LCBS-2-10-19	0.625	15.9	1000

Item No. UL94 V-2	Item No. UL94 V-0	A in	A mm	Bulk Pack Qty
LCBS-2-12-01	LCBS-2-12-19	0.750	19.1	1000
LCBS-2-14-01	LCBS-2-14-19	0.875	22.2	1000
LCBS-2-16-01	LCBS-2-16-19	1.000	25.4	1000
LCBS-2-18-01	LCBS-2-18-19	1.125	28.6	1000
LCBS-2-20-01	LCBS-2-20-19	1.250	31.8	1000
LCBS-2-22-01	LCBS-2-22-19	1.375	34.9	1000

LCBSA-6 Series
Locking PCB Support

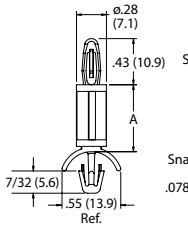

Top Hole:
Snap-lock: .156 (4)
Panel Thickness:
.093 (2.4)

Bottom Hole:
Snap-lock: .187 (4.75)
Panel Thickness:
.078 - .141 (1.98 - 3.58)

Specifications:
- Material: Nylon 6/6
- Flame Class: See Table
- Color: Natural

Item No. UL94 V-2	Item No. UL94 V-0	A in	A mm	Bulk Pack Qty
LCBSA-6-3-01	LCBSA-6-3-19	0.188	4.8	1000
LCBSA-6-4-01	LCBSA-6-4-19	0.250	6.4	1000
LCBSA-6-5-01	LCBSA-6-5-19	0.313	7.9	1000
LCBSA-6-6-01	LCBSA-6-6-19	0.375	9.5	1000
LCBSA-6-7-01	LCBSA-6-7-19	0.438	11.1	1000
LCBSA-6-8-01	LCBSA-6-8-19	0.500	12.7	1000
LCBSA-6-10-01	LCBSA-6-10-19	0.625	15.9	1000

Item No. UL94 V-2	Item No. UL94 V-0	A in	A mm	Bulk Pack Qty
LCBSA-6-12-01	LCBSA-6-12-19	0.750	19.1	1000
LCBSA-6-14-01	LCBSA-6-14-19	0.875	22.2	1000
LCBSA-6-16-01	LCBSA-6-16-19	1.000	25.4	1000
LCBSA-6-18-01	LCBSA-6-18-19	1.125	28.6	1000
LCBSA-6-20-01	LCBSA-6-20-19	1.250	31.8	1000
LCBSA-6-22-01	LCBSA-6-22-19	1.375	34.9	1000

LCBS-8 Series
Locking PCB Support

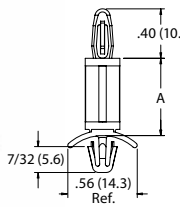

Top Hole:
Snap-lock: .156 (4)
Panel Thickness:
.062 (1.57)

Bottom Hole:
Snap-lock: .187 (4.75)
Panel Thickness:
.008 - .055 (0.2 - 1.4)

Specifications:
- Material: UL94 V-2 Nylon 6/6
  - UL94 V-0 Available by special order
- Color: Natural

Item No.	A in	A mm	Bulk Pack Qty
LCBS-8-3-01	0.188	4.8	1000
LCBS-8-4-01	0.250	6.4	1000
LCBS-8-5-01	0.313	7.9	1000
LCBS-8-6-01	0.375	9.5	1000
LCBS-8-7-01	0.438	11.1	1000
LCBS-8-8-01	0.500	12.7	1000
LCBS-8-10-01	0.625	15.9	1000

Item No.	A in	A mm	Bulk Pack Qty
LCBS-8-12-01	0.750	19.1	1000
LCBS-8-14-01	0.875	22.2	1000
LCBS-8-16-01	1.000	25.4	1000
LCBS-8-18-01	1.125	28.6	1000
LCBS-8-20-01	1.250	31.8	1000
LCBS-8-22-01	1.375	34.9	1000

tel | 800 847 0486 fax | 866 561 6617

LCBS-7 Series
Locking PCB Support

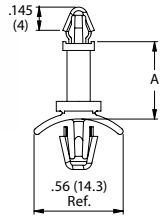

Top Hole:
Snap-lock: .156 (4)
Panel Thickness:
.062 (1.57)

Bottom Hole:
Snap-lock: .187 (4.75)
Panel Thickness:
.031 - .078 (0.8 - 2.0)

Specifications:
- Material: Nylon 6/6
- Color: Natural
- Flame Class: SeeTable

Item No.		A		Bulk Pack Qty
UL94 V-2	UL94 V-0	in	mm	
LCBS-7-3-01	LCBS-7-3-19	0.188	4.8	1000
LCBS-7-4-01	LCBS-7-4-19	0.250	6.4	1000
LCBS-7-5-01	LCBS-7-5-19	0.312	7.9	1000
LCBS-7-6-01	–	0.375	9.5	1000
LCBS-7-7-01	LCBS-7-7-19	0.438	11.1	1000
LCBS-7-8-01	LCBS-7-8-19	0.500	12.7	1000
LCBS-7-10-01	LCBS-7-10-19	0.625	15.9	1000
LCBS-7-12-01	LCBS-7-12-19	0.750	19.1	1000
LCBS-7-14-01	–	0.875	22.2	1000
LCBS-7-16-01	LCBS-7-16-19	1.000	25.4	1000
LCBS-7-18-01	LCBS-7-18-19	1.125	28.6	1000
LCBS-7-20-01	LCBS-7-20-19	1.250	31.8	1000
LCBS-7-22-01	LCBS-7-22-19	1.375	34.9	1000

LCBSA-3 Series
Locking PCB Support

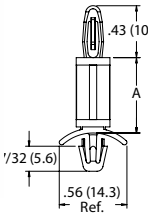

Top Hole:
Snap-lock: .156 (4)
Panel Thickness:
.093 (2.4)

Bottom Hole:
Snap-lock: .187 (4.75)
Panel Thickness:
.031 - .078 (0.8 - 2.0)

Specifications:
- Material: UL94 V-2 Nylon 6/6
  - UL94 V-0 Available by special order
- Color: Natural

Item No.	A		Bulk Pack Qty
	in	mm	
LCBSA-3-3-01	0.188	4.8	1000
LCBSA-3-4-01	0.250	6.4	1000
LCBSA-3-5-01	0.313	7.9	1000
LCBSA-3-6-01	0.375	9.5	1000
LCBSA-3-7-01	0.438	11.1	1000
LCBSA-3-8-01	0.500	12.7	1000
LCBSA-3-10-01	0.625	15.9	1000

Item No.	A		Bulk Pack Qty
	in	mm	
LCBSA-3-12-01	0.750	19.1	1000
LCBSA-3-14-01	0.875	22.2	1000
LCBSA-3-16-01	1.000	25.4	1000
LCBSA-3-18-01	1.125	28.6	1000
LCBSA-3-20-01	1.250	31.8	1000
LCBSA-3-22-01	1.375	34.9	1000

LCBSM Series
Locking PCB Support - MIni

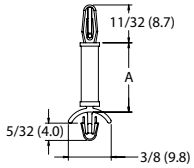

Top Hole:
Snap-Lock: .125
Panel Thickness:
.062 (1.57)

Bottom Hole:
Snap-Lock: .125
Panel Thickness:
.031 - .078 (0.8 - 2.0)

Specifications:
- Material: UL94 V-2 Nylon 6/6
  - UL94 V-0 Available by special order
- Color: Natural

Item No.	A		Bulk Pack Qty
	in	mm	
LCBSM-2-01	0.125	3.2	1000
LCBSM-3-01	0.188	4.8	1000
LCBSM-4-01	0.250	6.4	1000
LCBSM-5-01	0.313	7.9	1000
LCBSM-6-01	0.375	9.5	1000

Item No.	A		Bulk Pack Qty
	in	mm	
LCBSM-7-01	0.438	11.1	1000
LCBSM-8-01	0.500	12.7	1000
LCBSM-9-01	0.563	14.3	1000
LCBSM-10-01	0.625	15.9	1000

LCBS-4/27LTP Series
Non-Locking PCB Support

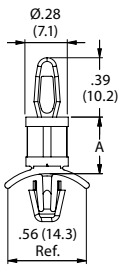

Top Hole:
Snap-fit: .156 (4)
Panel Thickness:
.062 (1.52)

Bottom Hole:
Snap-lock: .187 (4.75)
Panel Thickness:
.031 - .078 (0.8 - 2.0)

Specifications:
- Material: Nylon 6/6
- Flame Class: See Table
- Color: Natural

Features:
- PC board is removable

LINE EXTENSION

Item No.		A		Bulk Pack Qty
UL94 V-2	UL94 V-0	in	mm	
LCBS-4-3-01	LCBS-4-3-19	0.188	4.8	1000
LCBS-4-4-01	LCBS-4-4-19	0.250	6.4	1000
LCBS-4-5-01	LCBS-4-5-19	0.313	7.9	1000
LCBS-4-6-01	LCBS-4-6-19	0.375	9.5	1000
LCBS-4-7-01	LCBS-4-7-19	0.438	11.1	1000
LCBS-4-8-01	LCBS-4-8-19	0.500	12.7	1000
LCBS-4-10-01	LCBS-4-10-19	0.625	15.9	1000

Item No.		A		Bulk Pack Qty
UL94 V-2	UL94 V-0	in	mm	
LCBS-4-12-01	LCBS-4-12-19	0.750	19.1	1000
LCBS-4-14-01	LCBS-4-14-19	0.875	22.2	1000
LCBS-4-16-01	LCBS-4-16-19	1.000	25.4	1000
LCBS-4-18-01	LCBS-4-18-19	1.125	28.6	1000
LCBS-4-20-01	LCBS-4-20-19	1.250	31.8	1000
LCBS-4-22-01	LCBS-4-22-19	1.375	34.9	1000
• 27LTP1750	—	1.750	44.45	1000

CBS Series
Non-Locking PCB Support

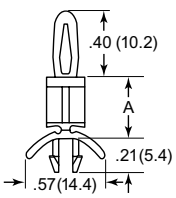

Top Hole.
Snap-fit:
.156 (4)
Panel Thickness:
.047–.067 (1.2–1.7)

Bottom Hole:
Snap-lock:
.187 (4.8)
Panel Thickness:
.031–.098 (0.8–2.5)

Specifications:
- Material: Nylon 6/6
- Flame Class: See Table
- Color: Natural

Features:
- PC board is removable

Item No.		A		Bulk Pack Qty
UL94 V-2	UL94 V-0	in	mm	
CBS-3-01	CBS-3-19	0.188	4.8	1000
CBS-4-01	CBS-4-19	0.250	6.4	1000
CBS-6-01	CBS-6-19	0.375	9.5	1000
CBS-8-01	CBS-8-19	0.500	12.7	1000
CBS-10-01	CBS-10-19	0.625	15.9	1000
CBS-12-01	CBS-12-19	0.750	19.1	1000
CBS-14-01	CBS-14-19	0.875	22.2	1000

LOCKING CIRCUIT BOARD SUPPORTS

LCBS-5 Series
Locking PCB Support

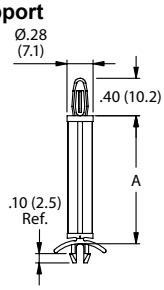

Top Hole:
Snap-lock: .156 (4)
Panel Thickness:
.062 (1.57)

Bottom Hole:
Snap-lock: .187 (4.75)
Panel Thickness:
.031 - .078 (0.8 - 2.0)

Specifications:
- Material: UL94 V-2 Nylon 6/6
  - UL94 V-0 Available by special order
- Color: Natural

Item No.	A in	A mm	Bulk Pack Qty
LCBS-5-3-01	0.188	4.8	1000
LCBS-5-4-01	0.250	6.4	1000
LCBS-5-5-01	0.313	7.9	1000
LCBS-5-6-01	0.375	9.5	1000
LCBS-5-7-01	0.438	11.1	1000

Item No.	A in	A mm	Bulk Pack Qty
LCBS-5-8-01	0.500	12.7	1000
LCBS-5-10-01	0.625	15.9	1000
LCBS-5-12-01	0.750	19.1	1000
LCBS-5-18-01	1.125	28.6	1000
LCBS-5-20-01	1.250	31.8	1000
LCBS-5-22-01	1.375	34.9	1000

LNCBS Series
Long Nose PCB Support

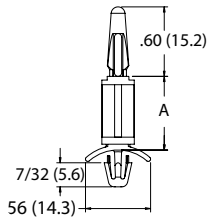

Top Hole.
Snap-fit: .156 (4.0)
Panel Thickness:
.062 (1.57)

Bottom Hole:
Snap-lock: .187 (4.8)
Panel Thickness:
.031 - .078 (0.8 - 2.0)

Specifications:
- Material: UL94 V-2 Nylon 6/6
  - UL94 V-0 Available by special order
- Color: Natural

Features:
- Long "nose" automatically locates and aligns connector pins with socket

Item No.	A in	A mm	Bulk Pack Qty
LNCBS-3-01	0.187	4.8	1000
LNCBS-4-01	0.250	6.4	1000
LNCBS-6-01	0.375	9.5	1000
LNCBS-8-01	0.500	12.7	1000

Item No.	A in	A mm	Bulk Pack Qty
LNCBS-10-01	0.625	15.9	1000
LNCBS-12-01	0.750	19.1	1000
LNCBS-14-01	0.875	22.2	1000

FLCBS Series
Flexible PCB Support

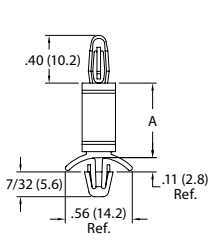

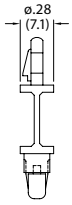

Top Hole:
Snap-lock: .156 (4)
Panel Thickness:
.062 (1.57)

Bottom Hole:
Snap-lock: .187 (4.75)
Panel Thickness:
.031 - .078 (0.8 - 2.0)

Specifications:
- Material: UL94 V-2 Nylon 6/6
  - UL94 V-0 Available by special order
- Color: Natural

Features:
- Flexible spacer allows access to underside of board for maintenance and repair

Item No.	A in	A mm	Bulk Pack Qty
FLCBS-6-01	0.375	9.5	1000
FLCBS-7-01	0.438	11.1	1000
FLCBS-8-01	0.500	12.7	1000
FLCBS-10-01	0.625	15.9	1000
FLCBS-12-01	0.750	19.1	1000
FLCBS-14-01	0.875	22.2	1000
FLCBS-16-01	1.000	25.4	1000
FLCBS-18-01	1.125	28.6	1000
FLCBS-20-01	1.250	31.8	1000
FLCBS-22-01	1.375	34.9	1000

LMSP Series
Locking PCB Support - Mini

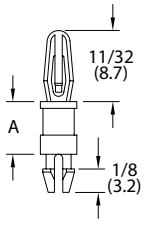

Top Hole:
Snap-lock: .125 (3.2)
Panel Thickness:
.062 (1.57)

Bottom Hole:
Snap-lock: .125 (3.2)
Panel Thickness:
.062 (1.6)

Specifications:
- Material: Nylon 6/6
- Color: Natural
- Flame Class: See Table

Item No. UL94 V-2	Item No. UL94 V-0	A in	A mm	Bulk Pack Qty
LMSP-2-01	LMSP-2-19	0.125	3.2	1000
LMSP-3-01	LMSP-3-19	0.188	4.8	1000
LMSP-4-01	LMSP-4-19	0.250	6.4	1000
LMSP-5-01	LMSP-5-19	0.313	7.9	1000
LMSP-6-01	LMSP-6-19	0.375	9.5	1000
LMSP-7-01	LMSP-7-19	0.438	11.1	1000

Item No. UL94 V-2	Item No. UL94 V-0	A in	A mm	Bulk Pack Qty
LMSP-8-01	LMSP-8-19	0.500	12.7	1000
LMSP-9-01	LMSP-9-19	0.563	14.3	1000
LMSP-10-01	LMSP-10-19	0.625	15.9	1000
LMSP-12-01	LMSP-12-19	0.750	19.1	1000
LMSP-14-01	LMSP-14-19	0.875	22.2	1000

27LMSP Series
PCB Support

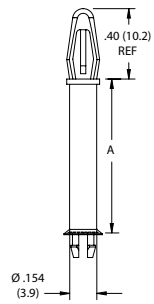

Top Hole:
Snap-Lock: .156 (4.0)
Panel thickness:
.062 (1.6)

Bottom Hole:
Snap-Lock: .125 (3.2)
Panel thickness:
.062 (1.6)

NEW

Specifications:
- Material: UL94 V-2 Nylon 6/6
  - UL94 V-0 Available by special order
- Color: Natural

Features:
- Cupped base adds stability to mounting

Item No.	A in	A mm	Bulk Pack Qty
27LMSP00125	0.125	3.2	1000
27LMSP00250	0.250	6.4	1000
27LMSP00312	0.312	7.9	1000
27LMSP00375	0.375	9.5	1000
27LMSP00437	0.438	11.1	1000

Item No.	A in	A mm	Bulk Pack Qty
27LMSP00500	0.500	12.7	1000
27LMSP00625	0.625	15.9	1000
27LMSP00750	0.750	19.1	1000
27LMSP00875	0.875	22.2	1000
27LMSP01000	1.000	25.4	1000

tel | 800 847 0486 fax | 866 561 6617

27LCSP Series
Locking PCB Support

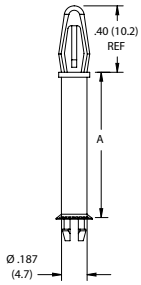

Top Hole:
Snap-Lock: .156 (4.0)
Panel thickness:
.062 (1.6)

Bottom Hole:
Snap-Lock: .156 (3.2)
Panel thickness:
.062 (1.6)

Specifications:
- Material: UL94 V-2 Nylon 6/6
  - UL94 V-0 Available by special order
- Color: Natural

Features:
- Cupped base adds stability to mounting

Item No.	A in	A mm	Bulk Pack Qty
27LCSP00125	0.125	3.2	1000
27LCSP00250	0.250	6.4	1000
27LCSP00312	0.312	7.9	1000
27LCSP00375	0.375	9.5	1000
27LCSP00437	0.438	11.1	1000

Item No.	A in	A mm	Bulk Pack Qty
27LCSP00500	0.500	12.7	1000
27LCSP00625	0.625	15.9	1000
27LCSP00750	0.750	19.1	1000
27LCSP00875	0.875	22.2	1000
27LCSP01000	1.000	25.4	1000

27TMSP Series
Non-Locking PCB Support

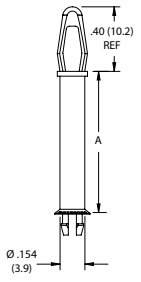

Top Hole:
Snap-Fit: .156 (4.0)
Panel thickness:
.062 (1.6)

Bottom Hole:
Snap-Lock: .125 (3.2)
Panel thickness:
.062 (1.6)

Specifications:
- Material: UL94 V-2 Nylon 6/6
  - UL94 V-0 Available by special order
- Color: Natural

Features:
- PC board is removable
- Cupped base adds stability to mounting

Item No.	A in	A mm	Bulk Pack Qty
27TMSP00125	0.125	3.2	1000
27TMSP00250	0.250	6.4	1000
27TMSP00312	0.312	7.9	1000
27TMSP00375	0.375	9.5	1000
27TMSP00437	0.438	11.1	1000

Item No.	A in	A mm	Bulk Pack Qty
27TMSP00500	0.500	12.7	1000
27TMSP00625	0.625	15.9	1000
27TMSP00750	0.750	19.1	1000
27TMSP00875	0.875	22.2	1000
27TMSP01000	1.000	25.4	1000

27TCSP Series
Non-Locking PCB Support

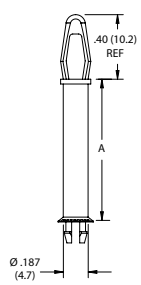

Top Hole:
Snap-Fit: .156 (4.0)
Panel thickness:
.062 (1.6)

Bottom Hole:
Snap-Lock: .156 (4.0)
Panel thickness:
.062 (1.6)

Specifications:
- Material: UL94 V-2 Nylon 6/6
  - UL94 V-0 Available by special order
- Color: Natural

Features:
- PC board is removable
- Cupped base adds stability to mounting

Item No.	A in	A mm	Bulk Pack Qty
27TCSP00125	0.125	3.2	1000
27TCSP00250	0.250	6.4	1000
27TCSP00312	0.312	7.9	1000
27TCSP00375	0.375	9.5	1000
27TCSP00437	0.438	11.1	1000

Item No.	A in	A mm	Bulk Pack Qty
27TCSP00500	0.500	12.7	1000
27TCSP00625	0.625	15.9	1000
27TCSP00750	0.750	19.1	1000
27TCSP00875	0.875	22.2	1000
27TCSP01000	1.000	25.4	1000

LCBST Series
Locking PCB Support



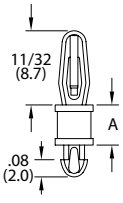

Top Hole:
Snap-lock: .125 (4.0)
Panel Thickness:
.062 (1.57)

Bottom Hole:
Snap-lock: .100 (2.5)
Panel Thickness:
.064 (1.63) Max

Specifications:
- Material: UL94 V-2 Nylon 6/6
  - UL94 V-0 Available by special order
- Color: Natural

Item No.	A in	A mm	Bulk Pack Qty
LCBST-2-01	0.125	3.2	1000
LCBST-3-01	0.188	4.8	1000
LCBST-4-01	0.250	6.4	1000
LCBST-5-01	0.313	7.9	1000
LCBST-6-01	0.375	9.5	1000

Item No.	A in	A mm	Bulk Pack Qty
LCBST-7-01	0.438	11.1	1000
LCBST-8-01	0.500	12.7	1000
LCBST-9-01	0.563	14.3	1000
LCBST-10-01	0.625	15.9	1000

CLCBST Series
Cupped Locking PCB Support

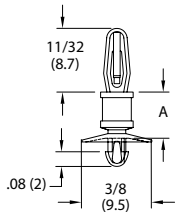

Top Hole:
Snap-lock: .125 (3.18)
Panel Thickness:
.062 (1.57)

Bottom Hole:
Snap-lock: .100 (2.54)
Panel Thickness:
.062 (1.57)

Specifications:
- Material: UL94 V-2 Nylon 6/6
  - UL94 V-0 Available by special order
- Color: Natural

Features:
- Cupped base covers hole completely
- Low profile

Item No.	A in	A mm	Bulk Pack Qty
CLCBST-2-01	0.125	3.2	1000
CLCBST-3-01	0.188	4.8	1000
CLCBST-4-01	0.250	6.4	1000
CLCBST-5-01	0.313	7.9	1000
CLCBST-6-01	0.375	9.5	1000

Item No.	A in	A mm	Bulk Pack Qty
CLCBST-7-01	0.438	11.1	1000
CLCBST-8-01	0.500	12.7	1000
CLCBST-9-01	0.563	14.3	1000
CLCBST-10-01	0.625	15.9	1000

LOCKING CIRCUIT BOARD SUPPORTS

DLCBS Series
Dual Locking PCB Support

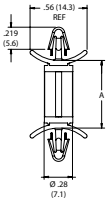

Top Hole:
Snap-Lock: .156 (4.0)
Panel thickness:
.031 - .078 (0.79 - 1.98)

Bottom Hole:
Snap-Lock: .156 (4.0)
Panel thickness:
.031 - .078 (0.79 - 1.98)

Specifications:
- Material: Nylon 6/6
- Flame Class: See Table
- Color: Natural

Item No.		A		Bulk Pack Qty
UL94 V-2	UL94 V-0	in	mm	
DLCBS-3-01	DLCBS-3-19	0.187	4.8	1000
DLCBS-4-01	DLCBS-4-19	0.250	6.4	1000
DLCBS-6-01	DLCBS-6-19	0.375	9.5	1000
DLCBS-8-01	DLCBS-8-19	0.500	12.7	1000
DLCBS-9-01	DLCBS-9-19	0.563	14.3	1000
DLCBS-10-01	DLCBS-10-19	0.625	15.9	1000
DLCBS-12-01	DLCBS-12-19	0.750	19.1	1000
DLCBS-14-01	DLCBS-14-19	0.875	22.2	1000

CBDLS1 Series
Dual Locking PCB Support

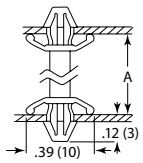

Top Hole:
Snap-Lock: .156 (4.0)
Panel Thickness:
.062 (1.6)

Bottom Hole:
Snap-Lock: .156 (4.0)
Panel Thickness:
.062 (1.6)

Specifications:
- Material: UL94 V-2 Nylon 6/6
- Color: Natural

Item No.	A		Bulk Pack Qty
	in	mm	
CBDLS105A	0.236	6.0	1000
CBDLS110A	0.315	8.0	1000
CBDLS115A	0.394	10.0	1000
CBDLS120A	0.472	12.0	1000
CBDLS125A	0.512	13.0	1000

Item No.	A		Bulk Pack Qty
	in	mm	
CBDLS130A	0.551	14.0	1000
CBDLS135A	0.630	16.0	1000
CBDLS140A	0.661	16.8	1000
CBDLS145A	0.709	18.0	1000
CBDLS150A	0.787	20.0	1000

DLCBS7 Series
Dual Locking PCB Support

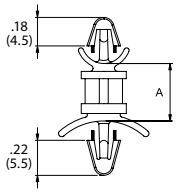

Top Hole:
Snap-lock: .156 (4)
Panel Thickness:
.062 (1.6)

Bottom Hole:
Snap-lock: .156 (4)
Panel Thickness:
.062 (1.6)

Specifications:
- Material: UL94 V-2 Nylon 6/6
  - UL94 V-0 Available by special order
- Color: Natural

Item No.	A		Bulk Pack Qty
	in	mm	
DLCBS7-3-01	0.188	4.8	1000
DLCBS7-4-01	0.250	6.4	1000
DLCBS7-5-01	0.312	7.9	1000
DLCBS7-6-01	0.375	9.5	1000
DLCBS7-7-01	0.412	11.1	1000

Item No.	A		Bulk Pack Qty
	in	mm	
DLCBS7-8-01	0.500	12.7	1000
DLCBS7-9-01	0.563	14.3	1000
DLCBS7-10-01	0.625	15.9	1000
DLCBS7-12-01	0.750	19.1	1000

DLCBS2/27DLP Series
Dual Locking PCB Support

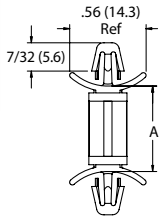

Top Hole:
Snap-lock: .187 (4.75)
Panel Thickness:
.031 - .078 (0.8 - 2.0)

Bottom Hole:
Snap-lock: .187 (4.75)
Panel Thickness:
.031 - .078 (0.8 - 2.0)

Specifications:
- Material: Nylon 6/6
- Flame Class: See Table
- Color: Natural

Item No.		A		Bulk Pack Qty
UL94 V-2	UL94 V-0	in	mm	
DLCBS2-3-01	DLCBS2-3-19	0.188	4.8	1000
DLCBS2-4-01	DLCBS2-4-19	0.250	6.4	1000
27DLP00295	—	0.295	10.7	1000
DLCBS2-6-01	DLCBS2-6-19	0.375	9.5	1000
• 27DLP00437	—	0.438	14.2	500
DLCBS2-8-01	DLCBS2-8-19	0.500	12.7	1000
DLCBS2-9-01	DLCBS2-9-19	0.563	14.3	1000
DLCBS2-10-01	DLCBS2-10-19	0.625	15.9	1000
DLCBS2-12-01	DLCBS2-12-19	0.750	19.1	1000
DLCBS2-14-01	DLCBS2-14-19	0.875	22.2	1000
• 27DLP01000	—	1.000	28.5	500
• 27DLP01125	—	1.125	31.6	1000
• 27DLP01250	—	1.250	34.8	1000
• 27DLP01375	—	1.375	37.9	1000
• 27DLP01831	—	1.831	46.5	1000

DLCBSRA3 Series
Removable PCB Support

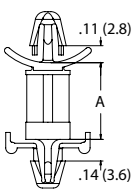

Top Hole:
Snap-lock: .187 (4.8)
Panel Thickness:
.031 - .078 (0.8 - 2.0)

Bottom Hole:
Snap-lock: .187 (4.8)
Panel Thickness:
.062 (1.57)

Specifications:
- Material: UL94 V-2 Nylon 6/6
  - UL94 V-0 Available by special order
- Color: Natural

Features:
- Removable from the top side of the chassis

Item No.	A		Bulk Pack Qty
	in	mm	
DLCBSRA3-6-01	0.375	9.5	1000
DLCBSRA3-8-01	0.500	12.7	1000
DLCBSRA3-10-01	0.625	15.9	1000
DLCBSRA3-12-01	0.750	19.1	1000
DLCBSRA3-14-01	0.875	22.2	1000

tel | 800 847 0486 fax | 866 561 6617

LOCKING CIRCUIT BOARD SUPPORTS

DLCBS3/CBDLS2 Series
Dual Locking PCB Support

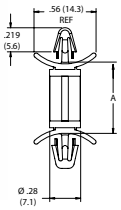

Top Hole:
Snap-Lock: .156 (4.0)
Panel thickness:
.031 - .078 (0.8 - 2.0)

Bottom Hole:
Snap-Lock: .187 (4.75)
Panel thickness:
.031 - .078 (0.8- 2.0)

Specifications:
- Material: UL94 V-2 Nylon 6/6
  - UL94 V-0 Available by special order
- Color: Natural

Item No.		A in	A mm	Bulk Pack Qty
DLCBS3-3-01	DLCBS3-3-19	0.188	4.8	1000
DLCBS3-4-01	DLCBS3-4-19	0.250	6.4	1000
CBDLS215A*	—	0.312	7.9	1000
DLCBS3-6-01	DLCBS3-6-19	0.375	9.5	1000
DLCBS3-8-01	DLCBS3-8-19	0.500	12.7	1000

Item No.		A in	A mm	Bulk Pack Qty
DLCBS3-10-01	DLCBS3-10-19	0.625	15.9	1000
DLCBS3-12-01	DLCBS3-12-19	0.750	19.1	1000
DLCBS3-14-01	DLCBS3-14-19	0.875	22.2	1000
CBDLS245A*	—	1.000	25.4	1000
CBDLS250A*	—	1.125	28.6	1000

*** Style differs**

CBDLS3 Series
Dual Locking PCB Support

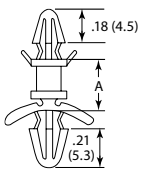

Top Hole.
Snap-lock: .156 (4.0)
Panel Thickness:
.062 (1.6)

Bottom Hole:
Snap-lock: .187 (4.8)
Panel Thickness:
.031 - .078 (0.8 - 2.0)

Specifications:
- Material: UL94 V-2 Nylon 6/6
  - UL94 V-0 Available by special order
- Color: Natural

Item No.	A in	A mm	Bulk Pack Qty
CBDLS305A	0.157	4.0	1000
CBDLS310A	0.197	5.0	1000
CBDLS315A	0.250	6.4	1000
CBDLS320A	0.276	7.0	1000
CBDLS325A	0.362	9.2	1000
CBDLS330A	0.394	10.0	1000
CBDLS335A	0.492	12.5	1000
CBDLS340A	0.618	15.7	1000
CBDLS345A	0.748	19.0	1000

Item No.	A in	A mm	Bulk Pack Qty
CBDLS350A	0.787	20.0	500
CBDLS355A	0.866	22.0	500
CBDLS360A	1.000	25.4	500
CBDLS365A	1.125	28.6	500
CBDLS370A	1.181	30.0	500
CBDLS375A	1.378	35.0	500
CBDLS380A	1.496	38.0	500
CBDLS385A	1.772	45.0	500

DLCBS4 Series
Dual Locking PCB Support

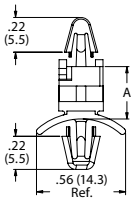

Top Hole:
Snap-lock: .156 (4)
Panel Thickness:
.050 - .078 (1.3 - 2)

Bottom Hole:
Snap-lock: .187 (4.75)
Panel Thickness:
.031 - .078 (0.8 - 2)

Specifications:
- Material: UL94 V-2 Nylon 6/6
  - UL94 V-0 Available by special order
- Color: Natural

Item No.	A in	A mm	Bulk Pack Qty
DLCBS4-3.5-01	0.217	5.5	1000
DLCBS4-4-01	0.240	6.1	1000
DLCBS4-5-01	0.358	9.1	1000
DLCBS4-6-01	0.488	12.4	1000
DLCBS4-8-01	0.740	18.8	1000
DLCBS4-10-01	0.862	21.9	1000

DLCBSHD Series
Dual Locking PCB Support
Heavy Duty



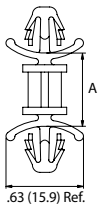

Top Hole:
Snap-lock: .250 (6.3)
Panel Thickness:
.03 - .09 (0.8 - 2.2)

Bottom Hole:
Snap-lock: .250 (6.3)
Panel Thickness:
.03 - .09 (0.8 - 2.2)

Specifications:
- Material: Nylon 6/6
- Flame Class: See table
- Color: Natural

Features:
- Larger design provides a strong, sturdy mounting method for heavily loaded PCBs

Item No. UL94 V-2	Item No. UL94 V-0	A mm	Bulk Pack Qty
DLCBSHD-10M-01	DLCBSHD-10M-19	10.0	1000
DLCBSHD-20M-01	DLCBSHD-20M-19	20.0	1000
DLCBSHD-25M-01	DLCBSHD-25M-19	25.0	1000
DLCBSHD-30M-01	DLCBSHD-30M-19	30.0	1000
DLCBSHD-35M-01	DLCBSHD-35M-19	35.0	1000

DLCBS6 Series
Dual Locking PCB Support

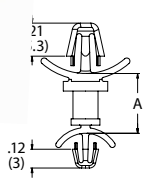

Top Hole:
Snap-lock: .187 (4.75)
Panel Thickness:
.031 - .078 (0.8 - 2)

Bottom Hole:
Snap-lock: .137 (3.5)
Panel Thickness:
.031 - .078 (0.8 - 2)

Specifications:
- Material: UL94 V-2 Nylon 6/6
  - UL94 V-0 Available by special order
- Color: Natural

Item No.	A in	A mm	Bulk Pack Qty
DLCBS6-3-01	0.188	4.8	1000
DLCBS6-4-01	0.250	6.4	1000
DLCBS6-5-01	0.313	7.9	1000
DLCBS6-6-01	0.375	9.5	1000
DLCBS6-7-01	0.438	11.1	1000
DLCBS6-8-01	0.500	12.7	1000
DLCBS6-9-01	0.563	14.3	1000
DLCBS6-10-01	0.625	15.9	1000

LOCKING CIRCUIT BOARD SUPPORTS

CBLS1 Series
Dual Locking PCB Support

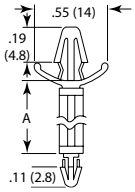

Top Hole:
Snap-lock: .187 (4.8)
Panel Thickness:
.031–.086 (0.8-2.2)

Bottom Hole:
Snap-lock: .137 (3.5)
Panel Thickness:
.047-.067 (1.2-1.7)

Specifications:
- Material: UL94 V-2 Nylon 6/6
- Color: Natural

Item No.	A in	A mm	Bulk Pack Qty
CBLS105A	0.125	3.2	1000
CBLS110A	0.197	5.0	1000
CBLS115A	0.248	6.3	1000
CBLS120A	0.315	8.0	1000
CBLS125A	0.394	10.0	1000

Item No.	A in	A mm	Bulk Pack Qty
CBLS130A	0.472	12.0	1000
CBLS135A	0.551	14.0	1000
CBLS140A	0.630	16.0	1000
CBLS145A	0.709	18.0	1000
CBLS150A	0.984	25.0	1000

CBLS2 Series
Dual Locking PCB Support

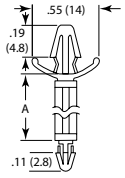

Top Hole:
Snap-lock: .187 (4.8)
Panel Thickness:
.031–.086 (0.8-2.2)

Bottom Hole:
Snap-lock: .118 (3.0)
Panel Thickness:
.047-.067 (1.2-1.7)

Specifications:
- Material: UL94 V-2 Nylon 6/6
- Color: Natural

Item No.	A in	A mm	Bulk Pack Qty
CBLS205A	0.125	3.2	1000
CBLS210A	0.187	4.8	1000
CBLS215A	0.248	6.3	1000
CBLS220A	0.315	8.0	1000
CBLS225A	0.394	10.0	1000

Item No.	A in	A mm	Bulk Pack Qty
CBLS230A	0.472	12.0	1000
CBLS235A	0.551	14.0	1000
CBLS240A	0.630	16.0	1000
CBLS245A	0.709	18.0	1000
CBLS250A	0.984	25.0	1000

DLCBS5 Series
Dual Locking PCB Support

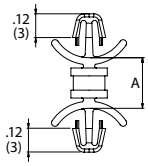

Top Hole:
Snap-lock: .137 (3.5)
Panel Thickness:
.031 - .078 (0.8 - 2)

Bottom Hole:
Snap-lock: .137 (3.5)
Panel Thickness:
.031 - .078 (0.8 - 2)

Specifications:
- Material: UL94 V-2 Nylon 6/6
  - UL94 V-0 Available by special order
- Color: Natural

Item No.	A in	A mm	Bulk Pack Qty
DLCBS5-3-01	0.188	4.8	1000
DLCBS5-4-01	0.250	6.4	1000
DLCBS5-5-01	0.313	7.9	1000
DLCBS5-6-01	0.375	9.5	1000

Item No.	A in	A mm	Bulk Pack Qty
DLCBS5-7-01	0.438	11.1	1000
DLCBS5-8-01	0.500	12.7	1000
DLCBS5-9-01	0.563	14.3	1000
DLCBS5-10-01	0.625	15.9	1000

CBDLS6 Series
Dual Locking PCB Support

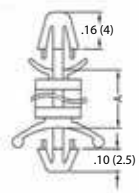

Top Hole:
Snap-lock: .137 (3.5)
Panel Thickness:
.062 (1.6)

Bottom Hole:
Snap-lock: .137 (3.5)
Panel Thickness:
.031-.078 (0.8-2.0)

Specifications:
- Material: UL94 V-2 Nylon 6/6
- Color: Natural

Item No.	A in	A mm	Bulk Pack Qty
CBDLS605A	0.125	3.2	2000
CBDLS610A	0.157	4.0	2000
CBDLS615A	0.188	4.8	1000
CBDLS620A	0.250	6.4	1000
CBDLS625A	0.276	7.0	1000
CBDLS630A	0.315	8.0	1000
CBDLS635A	0.378	9.6	1000

Item No.	A in	A mm	Bulk Pack Qty
CBDLS640A	0.441	11.2	1000
CBDLS645A	0.500	12.7	1000
CBDLS650A	0.551	14.0	1000
CBDLS655A	0.630	16.0	1000
CBDLS660A	0.709	18.0	1000
CBDLS665A	0.750	19.1	1000

DLCBSM Series
Duak Locking PCB Support

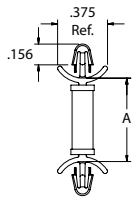

Top Hole:
Snap-Lock: .125
Panel Thickness:
.031 - .078 (0.8 - 2.0)

Bottom Hole:
Snap-Lock: .125
Panel Thickness:
.031 - .078 (0.8 - 2.0)

Specifications:
- Material: UL94 V-2 Nylon 6/6
  - UL94 V-0 Available by special order
- Color: Natural

Item No.	A in	A mm	Bulk Pack Qty
DLCBSM-3-01	0.188	4.8	1000
DLCBSM-4-01	0.250	6.4	1000
DLCBSM-5-01	0.313	7.9	1000
DLCBSM-6-01	0.375	9.5	1000

Item No.	A in	A mm	Bulk Pack Qty
DLCBSM-7-01	0.438	11.1	1000
DLCBSM-8-01	0.500	12.7	1000
DLCBSM-9-01	0.563	14.3	1000
DLCBSM-10-01	0.625	15.9	1000

CBDLS5 Series
Dual Locking PCB Support

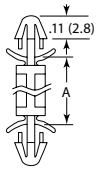

Top Hole:
Snap-lock: .118 (3.0)
Panel Thickness:
.047–.078 (1.2–2.0)

Bottom Hole:
Snap-lock: .118 (3.0)
Panel Thickness:
.047–.078 (1.2–2.0)

Specifications:
- Material: UL94 V-2 Nylon 6/6
- Color: Natural

Item No.	A in	A mm	Bulk Pack Qty
CBDLS505A	0.125	3.2	1000
CBDLS510A	0.197	5.0	1000
CBDLS515A	0.250	6.4	1000
CBDLS520A	0.276	7.0	1000
CBDLS525A	0.315	8.0	1000
CBDLS530A	0.375	9.5	1000
CBDLS535A	0.441	11.2	1000

Item No.	A in	A mm	Bulk Pack Qty
CBDLS540A	0.472	12.0	1000
CBDLS545A	0.591	15.0	1000
CBDLS550A	0.630	16.0	1000
CBDLS555A	0.669	17.0	1000
CBDLS560A	0.787	20.0	1000
CBDLS565A	0.866	22.0	1000
CBDLS570A	1.000	25.4	1000

tel | 800 847 0486 fax | 866 561 6617

LOCKING CIRCUIT BOARD SUPPORTS

27LSP Series
Locking Support Post

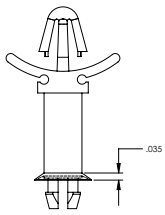

Top Hole:
Snap-lock: .187 (4.8)
Panel Thickness:
.030-.078 (0.8 - 2.0)

Bottom Hole:
Snap-lock: .156 (4.0)
Panel Thickness:
.062 (1.6)

Specifications:
- Material: UL94 V-2 Nylon 6/6
  - UL94 V-0 Available by special order
- Color: Natural

Item No.	Spacer Length in	Spacer Length mm	Bulk Pack Qty
27LSP00187	0.188	4.8	1000
27LSP00250	0.250	6.4	1000
27LSP00375	0.375	9.5	1000
27LSP00437	0.438	11.1	1000
27LSP00500	0.500	12.7	1000
27LSP00625	0.625	15.9	1000

Item No.	Spacer Length in	Spacer Length mm	Bulk Pack Qty
27LSP00750	0.750	19.1	1000
27LSP00875	0.875	22.2	1000
27LSP01000	1.000	25.4	1000
27LSP01125	1.125	28.6	1000
27LSP01250	1.250	31.8	1000
27LSP01375	1.375	34.9	1000

SP2 Series
Locking Support Post

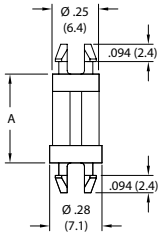

Top Hole:
Snap-Lock: .187 (4.8)
Panel Thickness:
.062 (1.6)

Bottom Hole:
Snap-Lock: .187 (4.8)
Panel Thickness:
.062 (1.6)

Specifications:
- Material: UL94 V-2 Nylon 6/6
  - UL94 V-0 Available by special order
- Color: Natural

Features:
- Larger base on one end differentiates one end from another

Item No.	A in	A mm	Bulk Pack Qty
SP2-3-01	0.188	4.8	1000
SP2-4-01	0.250	6.4	1000
SP2-6-01	0.375	9.5	1000
SP2-8-01	0.500	12.7	1000
SP2-10-01	0.625	15.9	1000
SP2-12-01	0.750	19.1	1000
SP2-14-01	0.875	22.2	1000
SP2-16-01	1.000	25.4	1000

SP3 Series
Locking Support Post

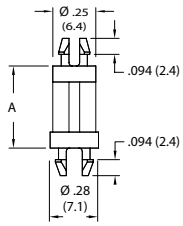

Top Hole:
Snap-Lock: .156 (4.0)
Panel Thickness:
.062 (1.6)

Bottom Hole:
Snap-Lock: .187 (4.75)
Panel Thickness:
.062 (1.6)

Specifications:
- Material: UL94 V-2 Nylon 6/6
  - UL94 V-0 Available by special order
- Color: Natural

Features:
- Larger base on one end differentiates one end from another

Item No.	A in	A mm	Bulk Pack Qty
SP3-3-01	0.188	4.8	1000
SP3-4-01	0.250	6.4	1000
SP3-6-01	0.375	9.5	1000
SP3-8-01	0.500	12.7	1000

Item No.	A in	A mm	Bulk Pack Qty
SP3-10-01	0.625	15.9	1000
SP3-12-01	0.750	19.1	1000
SP3-14-01	0.875	22.2	1000
SP3-16-01	1.000	25.4	1000

DLSP-3 Series
Locking Support Post

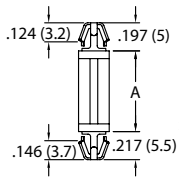

Top Hole:
Snap-lock: .156 (4)
Panel Thickness:
.062 (1.6)

Bottom Hole:
Snap-lock: .187 (4.8)
Panel Thickness:
.062 (1.6)

Specifications:
- Material: UL94 V-2 Nylon 6/6
  - UL94 V-0 Available by special order
- Color: Natural

Features:
- Recess shoulder fits Into PCB to provide greater stability

Item No.	A in	A mm	Bulk Pack Qty
DLSP-3-3M-01	0.118	3.0	1000
DLSP-3-4M-01	0.157	4.0	1000
DLSP-3-6M-01	0.236	6.0	1000
DLSP-3-8M-01	0.315	8.0	1000
DLSP-3-10M-01	0.394	10.0	1000
DLSP-3-14M-01	0.551	14.0	1000

CBLSP2 Series
Locking Support Posts

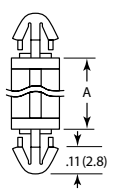

Top Hole:
Snap-lock: .156 (4.0)
Panel Thickness:
.062 (1.6)

Bottom Hole:
Snap-lock: .187 (4.8)
Panel Thickness:
.062 (1.6)

Specifications:
- Material: UL94 V-2 Nylon 6/6
- Color: Natural

Item No.	A in	A mm	Bulk Pack Qty
CBLSP205A	0.118	3.0	1000
CBLSP210A	0.157	4.0	1000
CBLSP215A	0.236	6.0	1000
CBLSP220A	0.315	8.0	1000
CBLSP225A	0.394	10.0	1000

Item No.	A in	A mm	Bulk Pack Qty
CBLSP230A	0.472	12.0	1000
CBLSP235A	0.551	14.0	1000
CBLSP240A	0.630	16.0	1000
CBLSP245A	0.709	18.0	1000

CIRCUIT BOARD SUPPORTS

DLSP-1/CBLSP0/CBLSP1 Series
Locking Support Post

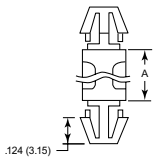

Top Hole.
Snap-Lock: .157 (4.0)
Panel Thickness:
.047-.067 (1.2-1.7)

Bottom Hole:
Snap-Lock: .157 (4.0)
Panel Thickness:
.047-.067 (1.2-1.7)

Specifications:
- Material: UL94 V-2 Nylon 6/6
- Color: Natural

Item No.	A in	A mm	Bulk Pack Qty
DLSP-1-3M-01	0.118	3.0	1000
CBLSP010A	0.138	3.5	2000
DLSP-1-4M-01	0.157	4.0	1000
CBLSP020A	0.197	5.0	2000
DLSP-1-6M-01	0.236	6.0	1000
CBLSP030A	0.250	6.4	1000
DLSP-1-8M-01	0.315	8.0	1000
DLSP-1-10M-01	0.394	10.0	1000
CBLSP045A	0.413	10.5	1000
CBLSP050A	0.453	11.5	1000
DLSP-1-12M-01	0.472	12.0	1000
CBLSP060A	0.500	12.7	1000
DLSP-1-14M-01	0.551	14.0	1000

Item No.	A in	A mm	Bulk Pack Qty
DLSP-1-16M-01	0.625	15.9	1000
DLSP-1-18M-01	0.709	18.0	1000
CBLSP080A	0.748	19.0	1000
CBLSP085A	0.787	20.0	1000
CBLSP095A	1.063	27.0	1000
CBLSP105A	1.339	34.0	1000
CBLSP110A	2.717	69.0	500
CBLSP115A	2.803	71.2	500
CBLSP120A	2.835	72.0	500
CBLSP125A	2.921	74.2	500
CBLSP130A	3.150	80.0	500
DLSP-1-25M-01	0.984	25.0	1000
DLSP-1-30M-01	1.181	30.0	1000

CBLSP3 Series
Locking Support Post

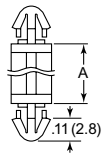

Top Hole:
Snap-Lock: .137 (3.5)
Panel Thickness:
.047-.067 (1.2-1.7)

Bottom Hole:
Snap-Lock: .137 (3.5)
Panel Thickness:
.047-.067 (1.2-1.7)

Specifications:
- Material: UL94 V-2 Nylon 6/6
- Color: Natural

Item No.	A in	A mm	Bulk Pack Qty
CBLSP305A	0.098	2.5	2000
CBLSP310A	0.118	3.0	2000
CBLSP315A	0.138	3.5	2000
CBLSP320A	0.157	4.0	2000
CBLSP325A	0.177	4.5	2000
CBLSP330A	0.197	5.0	2000
CBLSP335A	0.217	5.5	1000
CBLSP340A	0.236	6.0	1000

Item No.	A in	A mm	Bulk Pack Qty
CBLSP345A	0.250	6.4	1000
CBLSP350A	0.276	7.0	1000
CBLSP355A	0.315	8.0	1000
CBLSP360A	0.354	9.0	1000
CBLSP365A	0.394	10.0	1000
CBLSP370A	0.433	11.0	1000
CBLSP375A	0.472	12.0	1000
CBLSP380A	0.591	15.0	1000

SP1 Series
Locking Support Post

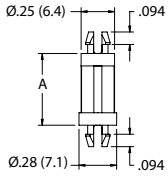

Top Hole:
Snap-Lock: .156 (4.0)
Panel Thickness:
.062 (1.6)

Bottom Hole:
Snap-Lock: .156 (4.0)
Panel Thickness:
.062 (1.6)

Specifications:
- Material: UL94 V-2 Nylon 6/6
  - UL94 V-0 Available by special order
- Color: Natural

Item No.	A in	A mm	Bulk Pack Qty
SP1-3-01	0.188	4.8	1000
SP1-4-01	0.250	6.4	1000
SP1-6-01	0.375	9.5	1000
SP1-8-01	0.500	12.7	1000

Item No.	A in	A mm	Bulk Pack Qty
SP1-10-01	0.625	15.9	1000
SP1-12-01	0.750	19.1	1000
SP1-14-01	0.875	22.2	1000
SP1-16-01	1.000	25.4	1000

27DSP Series
Locking Cupped Support Post

NEW

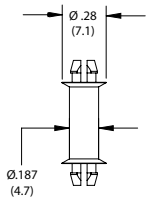

Top Hole:
Snap-Lock: .156 (4.0)
Panel Thickness:
.062 (1.6)

Bottom Hole:
Snap-Lock: .156 (4.0)
Panel Thickness:
.062 (1.6)

Specifications:
- Material: UL94 V-2 Nylon 6/6
  - UL94 V-0 Available by special order
- Color: Natural

Features:
- Cupped base adds stability to mounting

Item No.	A in	A mm	Bulk Pack Qty
27DSP00125	0.125	3.2	1000
27DSP00229	0.230	5.8	1000
27DSP00250	0.250	6.4	1000
27DSP00260	0.260	6.6	1000
27DSP00276	0.276	7.0	1000
27DSP00312	0.312	7.9	1000
27DSP00375	0.375	9.5	1000
27DSP00437	0.438	11.1	1000

Item No.	A in	A mm	Bulk Pack Qty
27DSP00472	0.472	12.0	1000
27DSP00500	0.500	12.7	1000
27DSP00625	0.625	15.9	1000
27DSP00750	0.750	19.1	1000
27DSP00788	0.788	20.0	1000
27DSP00875	0.875	22.2	1000
27DSP01000	1.000	25.4	500
27DSP01250	1.250	31.8	1000

MSPS Series
Removable Mini Support Post



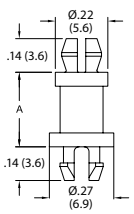

Top Hole:
Snap-fit: .156 (4)
Panel Thickness:
.062 (1.6)

Bottom Hole:
Snap-lock: .156 (4)
Panel Thickness:
.062 (1.6)

Specifications:
- Material: UL94 V-2 Nylon 6/6
  - UL94 V-0 Available by special order
- Color: Natural

Features:
- Board mount head is releasable
- Shoulder on bottom for locating to facilitate automated assembly

Item No.	A in	A mm	Bulk Pack Qty
MSPS-3-01	0.188	4.8	1000
MSPS-4-01	0.250	6.4	1000
MSPS-5-01	0.313	7.9	1000
MSPS-6-01	0.375	9.5	1000
MSPS-7-01	0.438	11.1	1000

Item No.	A in	A mm	Bulk Pack Qty
MSPS-8-01	0.500	12.7	1000
MSPS-10-01	0.625	15.9	1000
MSPS-11-01	0.688	17.5	1000
MSPS-12-01	0.750	19.1	1000
MSPS-14-01	0.875	22.2	1000

tel | 800 847 0486 fax | 866 561 6617

27MP/CBMSP2 Series
Removable Mini Support Post

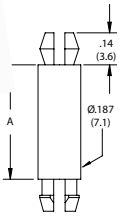

Top Hole:
Snap-fit: .156 (4.0)
Panel Thickness:
.062 (1.6)

Bottom Hole:
Snap-lock: .156 (4.0)
Panel Thickness:
.062 (1.6)

Specifications:
- Material: UL94 V-2 Nylon 6/6
  - UL94 V-0 Available by special order
- Color: Natural

Features:
- Board mount head is releasable

LINE EXTENSION

Item No.	A in	A mm	Bulk Pack Qty
27MP00125	0.125	3.2	1000
CPMSP210A	0.156	4.0	1000
CBMSP215A	0.177	4.5	1000
27MP00197	0.197	5.0	1000
27MP00250	0.250	6.4	1000
CBMSP230A	0.276	7.0	1000
27MP00312	0.312	7.9	1000
27MP00375	0.375	9.5	1000
CBMSP245A	0.413	10.5	1000
27MP00437	0.438	11.1	1000

Item No.	A in	A mm	Bulk Pack Qty
27MP00437S	0.437	11.1	1000
27MP00500	0.500	12.7	1000
CBMSP255A	.551	14.0	1000
27MP00625	0.625	15.9	1000
27MP00750	0.750	19.1	1000
27MP00875	0.875	22.2	1000
27MP01000	1.000	25.4	1000
27MP01950	1.950	49.5	1000

27MSP Series
Removable Cupped Support Post

NEW

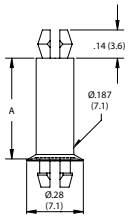

Top Hole:
Snap-fit: .156 (4.0)
Panel Thickness:
.062 (1.6)

Bottom Hole:
Snap-lock: .156 (4.0)
Panel Thickness:
.062 (1.6)

Specifications:
- Material: UL94 V-2 Nylon 6/6
  - UL94 V-0 Available by special order
- Color: Natural

Features:
- Board mount head is releasable
- Cupped base adds stability to mounting

Item No.	A in	A mm	Bulk Pack Qty
27MSP00125	0.125	3.2	1000
27MSP00156	0.156	4.0	1000
27MSP00250	0.250	6.4	1000
27MSP00276	0.276	7.0	1000
27MSP00312	0.312	7.9	1000
27MSP00375	0.375	9.5	1000
27MSP00437	0.438	11.1	1000
27MSP00472	0.472	12.0	1000

Item No.	A in	A mm	Bulk Pack Qty
27MSP00500	0.500	12.7	1000
27MSP00625	0.625	15.9	1000
27MSP00700	0.690	17.5	1000
27MSP00750	0.750	19.1	1000
27MSP00875	0.875	22.2	1000
27MSP01000	1.000	25.4	1000
27MSP01800	1.800	45.7	1000

DLMSP Series
Locking Mini Support Post

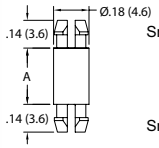

Top Hole.
Snap-Lock: .152 (3.9)
Panel Thickness:
.062 (1.6)

Bottom Hole:
Snap-Lock: .152 (3.9)
Panel Thickness:
.062 (1.6)

Specifications:
- Material: UL94 V-2 Nylon 6/6
  - UL94 V-0 Available by special order
- Color: Natural

Item No.	A in	A mm	Bulk Pack Qty
DLMSP-2-01	0.125	3.2	1000
DLMSP-3-01	0.188	4.8	1000
DLMSP-4-01	0.250	6.4	1000
DLMSP-5-01	0.313	7.9	1000
DLMSP-6-01	0.375	9.5	1000
DLMSP-7-01	0.438	11.1	1000
DLMSP-8-01	0.500	12.7	1000
DLMSP-9-01	0.563	14.3	1000

Item No.	A in	A mm	Bulk Pack Qty
DLMSP-10-01	0.625	15.9	1000
DLMSP-12-01	0.750	19.1	1000
DLMSP-14-01	0.875	22.2	1000
DLMSP-16-01	1.000	25.4	1000
DLMSP-18-01	1.125	28.6	1000
DLMSP-20-01	1.250	31.8	1000
DLMSP-22-01	1.375	34.9	1000
DLMSP-24-01	1.500	38.1	1000

MSP Series
Removable MIni Support Post

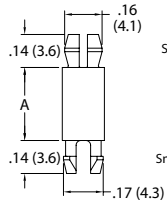

Top Hole:
Snap-fit: .152 (3.86)
Panel Thickness:
.062 (1.6)

Bottom Hole:
Snap-lock: .152 (3.86)
Panel Thickness:
.062 (1.6)

Specifications:
- Material: UL94 V-2 Nylon 6/6
  - UL94 V-0 Available by special order
- Color: Natural

Features:
- Board mount head is releasable

Item No.	A in	A mm	Bulk Pack Qty
MSP-2-01	0.125	3.2	1000
MSP-3-01	0.188	4.8	1000
MSP-4-01	0.250	6.4	1000
MSP-5-01	0.313	7.9	1000
MSP-6-01	0.375	9.5	1000
MSP-7-01	0.438	11.1	1000
MSP-8-01	0.500	12.7	1000
MSP-9-01	0.563	14.3	1000
MSP-10-01	0.625	15.9	1000

Item No.	A in	A mm	Bulk Pack Qty
MSP-11-01	0.688	17.5	1000
MSP-12-01	0.750	19.1	1000
MSP-13-01	0.811	20.6	1000
MSP-14-01	0.875	22.2	1000
MSP-16-01	1.000	25.4	1000
MSP-18-01	1.125	28.6	1000
MSP-20-01	1.250	31.8	1000
MSP-22-01	1.375	34.9	1000
MSP-24-01	1.500	38.1	1000

MSPE Series
Removable Mini Support Post

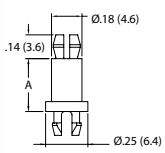

Top Hole:
Snap-Lock: .152 (3.9)
Panel Thickness:
.062 (1.6)

Bottom Hole:
Snap-Lock: .152 (3.9)
Panel Thickness:
.062 (1.6)

Specifications:
- Material: UL94 V-2 Nylon 6/6
  - UL94 V-0 available by special order
- Color: Natural

Features:
- Board mount head is releasable
- Larger base on one end differentiates one end from another

Item No.	A in	A mm	Bulk Pack Qty
MSPE-2-01	0.125	3.2	1000
MSPE-3-01	0.188	4.8	1000
MSPE-4-01	0.250	6.4	1000
MSPE-5-01	0.313	7.9	1000
MSPE-6-01	0.375	9.5	1000
MSPE-7-01	0.438	11.1	1000
MSPE-8-01	0.500	12.7	1000

Item No.	A in	A mm	Bulk Pack Qty
MSPE-10-01	0.625	15.9	1000
MSPE-11-01	0.688	17.5	1000
MSPE-12-01	0.750	19.1	1000
MSPE-14-01	0.875	22.2	1000
MSPE-16-01	1.000	25.4	1000
MSPE-20-01	1.250	31.8	1000
MSPE-22-01	1.375	34.9	1000

CIRCUIT BOARD SUPPORTS

DLMSPM Series
Locking Mini Support Post

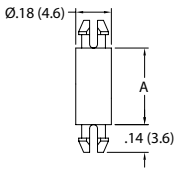

Top Hole:
Snap-Lock: .125 (3.2)
Panel Thickness:
.062 (1.6)

Bottom Hole:
Snap-Lock:.125 (3.2)
Panel Thickness:
.062 (1.6)

Specifications:
- Material: UL94 V-2 Nylon 6/6
  - UL94 V-0 Available by special order
- Color: Natural

Item No.	A in	A mm	Bulk Pack Qty
DLMSPM-2-01	0.125	3.2	1000
DLMSPM-3-01	0.188	4.8	1000
DLMSPM-4-01	0.250	6.4	1000
DLMSPM-5-01	0.313	7.9	1000
DLMSPM-6-01	0.375	9.5	1000
DLMSPM-7-01	0.438	11.1	1000
DLMSPM-8-01	0.500	12.7	1000
DLMSPM-9-01	0.563	14.3	1000
DLMSPM-10-01	0.625	15.9	1000

Item No.	A in	A mm	Bulk Pack Qty
DLMSPM-12-01	0.750	19.1	1000
DLMSPM-13-01	0.813	20.6	1000
DLMSPM-14-01	0.875	22.2	1000
DLMSPM-16-01	1.000	25.4	1000
DLMSPM-18-01	1.125	28.6	1000
DLMSPM-20-01	1.250	31.8	1000
DLMSPM-22-01	1.375	34.9	1000
DLMSPM-24-01	1.500	38.1	1000

27DMSP Series
Locking Cupped Mini Support Post

NEW

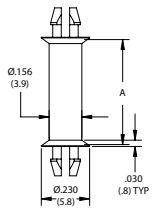

Top Hole:
Snap-lock: .125 (3.2)
Panel Thickness:
.062 (1.6)

Bottom Hole:
Snap-lock: .125 (3.2)
Panel Thickness:
.062 (1.6)

Specifications:
- Material: UL94 V-2 Nylon 6/6
  - UL94 V-0 Available by special order
- Color: Natural

Features:
- Cupped base adds stability to mounting

Item No.	A in	A mm	Bulk Pack Qty
27DMSP00125	0.125	3.2	1000
27DMSP00250	0.250	6.4	1000
27DMSP00312	0.312	7.9	1000
27DMSP00375	0.375	9.5	1000
27DMSP00437	0.438	11.1	1000
27DMSP00500	0.500	12.7	1000
27DMSP00625	0.625	15.9	1000

Item No.	A in	A mm	Bulk Pack Qty
27DMSP00720	0.720	18.3	1000
27DMSP00750	0.750	19.1	1000
27DMSP00820	0.820	20.8	1000
27DMSP00875	0.875	22.2	1000
27DMSP00950	0.950	24.1	1000
27DMSP01000	1.000	25.4	500

MSPM/CBMSP0 Series
Removable Mini Support Post

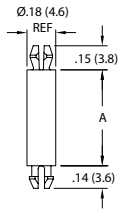

Top Hole:
Snap-fit: .125 (3.2)
Panel Thickness:
.062 (1.6)

Bottom Hole:
Snap-lock: .125 (3.2)
Panel Thickness:
.062 (1.6)

Specifications:
- Material: UL94 V-2 Nylon 6/6
  - UL94 V-0 Available by special order
- Color: Natural

Features:
- Board mount head is releasable

Item No.	A in	A mm	Bulk Pack Qty
MSPM-2-01	0.125	3.2	1000
MSPM-3-01	0.188	4.8	1000
MSPM-4-01	0.250	6.4	1000
MSPM-5-01	0.312	7.9	1000
MSPM-6-01	0.375	9.5	1000
MSPM-7-01	0.438	11.1	1000
MSPM-8-01	0.500	12.7	1000
MSPM-9-01	0.562	14.3	1000
MSPM-10-01	0.625	15.9	1000
CBMSP055A	0.687	17.5	1000

Item No.	A in	A mm	Bulk Pack Qty
MSPM-12-01	0.750	19.1	1000
MSPM-13-01	0.811	20.6	1000
CBMSP070A	0.827	21.0	1000
MSPM-14-01	0.875	22.2	1000
MSPM-16-01	1.000	25.4	1000
MSPM-18-01	1.122	28.5	1000
MSPM-20-01	1.250	31.7	1000
MSPM-22-01	1.375	34.9	1000
MSPM-24-01	1.500	38.1	1000

27MMP Series
Locking Mini Support Post

NEW

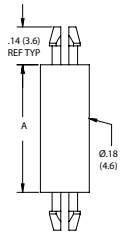

Top Hole:
Snap-lock: .098 (2.5)
Panel Thickness:
.062 (1.6)

Bottom Hole:
Snap-lock: .098 (2.5)
Panel Thickness:
.062 (1.6)

Specifications:
- Material: UL94 V-2 Nylon 6/6
  - UL94 V-0 Available by special order
- Color: Natural

Item No.	A in	A mm	Bulk Pack Qty
27MMP002	0.078	2.0	1000
27MMP003	0.118	3.0	1000
27MMP003A	0.138	3.5	1000
27MMP004	0.156	4.0	1000
27MMP005	0.197	5.0	1000
27MMP006	0.236	6.0	1000
27MMP008	0.314	8.0	1000

Item No.	A in	A mm	Bulk Pack Qty
27MMP010	0.394	10.0	1000
27MMP012	0.472	12.0	1000
27MMP014	0.551	14.0	1000
27MMP016	0.630	16.0	1000
27MMP018	0.709	18.0	1000
27MMP020	0.787	20.0	1000
27MMP022	0.866	22.0	1000

MDLSP2 Series
Locking Mini Support Post

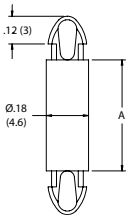

Top Hole:
Snap-lock: .138 (3.5)
Panel Thickness:
.065 (1.65)

Bottom Hole:
Snap-lock: .138 (3.5)
Panel Thickness:
.065 (1.65)

Specifications:
- Material: UL94 V-2 Nylon 6/6
  - UL94 V-0 Available by special order
- Color: Natural

Item No.	A in	A mm	Bulk Pack Qty
MDLSP2-02M-01	0.078	2.0	1000
MDLSP2-03M-01	0.118	3.0	1000
MDLSP2-04M-01	0.156	4.0	1000
MDLSP2-05M-01	0.197	5.0	1000
MDLSP2-06M-01	0.236	6.0	1000
MDLSP2-07M-01	0.276	7.0	1000
MDLSP2-08M-01	0.314	8.0	1000
MDLSP2-09M-01	0.354	9.0	1000

Item No.	A in	A mm	Bulk Pack Qty
MDLSP2-10M-01	0.394	10.0	1000
MDLSP2-12M-01	0.472	12.0	1000
MDLSP2-14M-01	0.551	14.0	1000
MDLSP2-16M-01	0.630	16.0	1000
MDLSP2-18M-01	0.709	18.0	1000
MDLSP2-20M-01	0.787	20.0	1000
MDLSP2-22M-01	0.866	22.0	1000

tel | 800 847 0486 fax | 866 561 6617

LOCKING CIRCUIT BOARD SUPPORTS

CBLS3 Series
Locking PCB Support

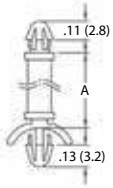

Top Hole:
Snap-lock: .118 (3.0)
Panel Thickness:
.047-.067 (1.2-1.7)

Bottom Hole:
Snap-lock: .118 (3.0)
Panel Thickness:
.047-.067 (1.2-1.7)

Specifications:
- Material: UL94 V-2 Nylon 6/6
- Color: Natural

Item No.	A in	A mm	Bulk Pack Qty
CBLS305A	0.125	3.2	1000
CBLS310A	0.188	4.8	1000
CBLS315A	0.250	6.4	1000
CBLS320A	0.312	7.9	1000
CBLS325A	0.375	9.5	1000

Item No.	A in	A mm	Bulk Pack Qty
CBLS330A	0.438	11.1	1000
CBLS335A	0.500	12.7	1000
CBLS340A	0.562	14.3	1000
CBLS345A	0.625	15.9	1000
CBLS350A	0.748	19.0	1000

DLCBSAT Series
Dual Locking PCB Support



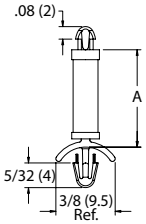

Top Hole:
Snap-lock: .100 (2.54)
Panel Thickness:
.064 (1.63) Max.

Bottom Hole:
Snap-lock: .125 (3.18)
Panel Thickness:
.031-.078 (0.8-2.0)

Specifications:
- Material: UL94 V-2 Nylon 6/6
  - UL94 V-0 Available by special order
- Color: Natural

Item No.	A in	A mm	Bulk Pack Qty
DLCBSAT-2-01	0.125	3.2	1000
DLCBSAT-3-01	0.188	4.8	1000
DLCBSAT-4-01	0.250	6.4	1000
DLCBSAT-5-01	0.312	7.9	1000
DLCBSAT-6-01	0.375	9.5	1000

Item No.	A in	A mm	Bulk Pack Qty
DLCBSAT-7-01	0.438	11.1	1000
DLCBSAT-8-01	0.500	12.7	1000
DLCBSAT-9-01	0.562	14.3	1000
DLCBSAT-10-01	0.625	15.9	1000

CBLS5 Series
Locking PCB Support

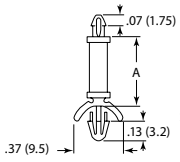

Top Hole:
Snap-Lock: .078 (2.0)
Panel Thickness:
.062 (1.6)

Bottom Hole:
Snap-Lock: .118–.125 (3.0–3.2)
Panel Thickness:
.031–.078 (0.8–2.0)

Specifications:
- Material: UL94 V-2 Nylon 6/6
- Color: Natural

Item No.	A in	A mm	Bulk Pack Qty
CBLS505A	0.125	3.2	1000
CBLS510A	0.188	4.8	1000
CBLS515A	0.250	6.4	1000
CBLS520A	0.312	7.9	1000
CBLS525A	0.375	9.5	1000

Item No.	A in	A mm	Bulk Pack Qty
CBLS530A	0.438	11.1	1000
CBLS535A	0.500	12.7	1000
CBLS540A	0.562	14.3	1000
CBLS545A	0.625	15.9	1000

DLCBST Series
Dual Locking PCB Support

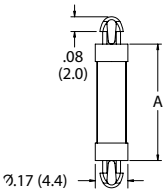

Top Hole:
Snap-lock: .100 (2.5)
Panel Thickness:
.064 (1.6) Max

Bottom Hole:
Snap-lock: .100 (2.5)
Panel Thickness:
.064 (1.6) Max

Specifications:
- Material: UL94 V-2 Nylon 6/6
  - UL94 V-0 Available by special order
- Color: Natural

Item No.	A in	A mm	Bulk Pack Qty
DLCBST-1-01	0.063	1.6	1000
DLCBST-2-01	0.125	3.2	1000
DLCBST-3-01	0.188	4.8	1000
DLCBST-4-01	0.250	6.4	1000
DLCBST-5-01	0.312	7.9	1000

Item No.	A in	A mm	Bulk Pack Qty
DLCBST-6-01	0.375	9.5	1000
DLCBST-7-01	0.438	11.1	1000
DLCBST-8-01	0.500	12.7	1000
DLCBST-9-01	0.562	14.3	1000
DLCBST-10-01	0.625	15.9	1000

MDLSP1/CBMLSP0 Series
Dual Locking PCB Support

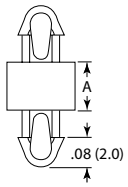

Top Hole:
Snap-lock: .098 (2.5)
Panel Thickness:
.065 (1.65)

Bottom Hole:
Snap-lock: .098 (2.5)
Panel Thickness:
.065 (1.65)

Specifications:
- Material: UL94 V-2 Nylon 6/6
  - UL94 V-0 Available by special order
- Color: Natural

Item No.	A in	A mm	Bulk Pack Qty
MDLSP1-02M-01	0.078	2.0	1000
MDLSP1-03M-01	0.118	3.0	1000
MDLSP1-04M-01	0.156	4.0	1000
MDLSP1-05M-01	0.197	5.0	1000
MDLSP1-06M-01	0.236	6.0	1000
MDLSP1-07M-01	0.276	7.0	1000
MDLSP1-08M-01	0.314	8.0	1000
CBMLSP040A	0.334	8.5	2000

Item No.	A in	A mm	Bulk Pack Qty
MDLSP1-09M-01	0.354	9.0	1000
MDLSP1-10M-01	0.394	10.0	1000
MDLSP1-12M-01	0.472	12.0	1000
MDLSP1-14M-01	0.551	14.0	1000
MDLSP1-16M-01	0.630	16.0	1000
MDLSP1-18M-01	0.709	18.0	1000
MDLSP1-20M-01	0.787	20.0	1000
MDLSP1-22M-01	0.866	22.0	1000

MDLSP3 Series
Dual Locking PCB Support

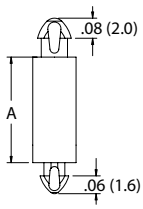

Top Hole:
Snap-lock: .098 (2.5)
Panel Thickness:
.063 (1.6)

Bottom Hole:
Snap-lock: .079 (2.0)
Panel Thickness:
.042 (1.07)

Specifications:
- Material: UL94 V-2 Nylon 6/6
  - UL94 V-0 Available by special order
- Color: Natural

Item No.	A in	A mm	Bulk Pack Qty
MDLSP3-1-01	0.063	1.6	1000
MDLSP3-2-01	0.125	3.2	1000
MDLSP3-3-01	0.188	4.8	1000

Item No.	A in	A mm	Bulk Pack Qty
MDLSP3-4-01	0.250	6.4	1000
MDLSP3-5-01	0.313	7.9	1000
MDLSP3-6-01	0.375	9.5	1000

LOCKING CIRCUIT BOARD SUPPORTS

CDLCBST Series
Cupped Dual Locking PCB Support

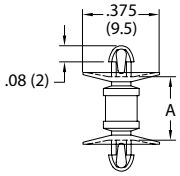

Top Hole:
Snap-lock: .100 (2.54)
Panel Thickness:
.062 (1.6)

Bottom Hole:
Snap-lock: .100 (2.54)
Panel Thickness:
.062 (1.6)

Specifications:
- Material: UL94 V-2 Nylon 6/6
  - UL94 V-0 Available by special order
- Color: Natural

Features:
- Cupped base completely covers hole and also adds stability

Item No.	A in	A mm	Bulk Pack Qty
CDLCBST-3-01	0.188	4.8	1000
CDLCBST-4-01	0.250	6.4	1000
CDLCBST-5-01	0.313	7.9	1000
CDLCBST-6-01	0.375	9.5	1000
CDLCBST-7-01	0.438	11.1	1000
CDLCBST-8-01	0.500	12.7	1000
CDLCBST-9-01	0.563	14.3	1000
CDLCBST-10-01	0.625	15.9	1000

BHDF Series
Double Fir-Tree Mount PCB Support

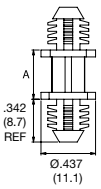

Top Hole:
Press-fit: .312 (7.92)
Panel Thickness:
.250 (6.35) Min

Bottom Hole:
Press-fit: .312 (7.92)
Panel Thickness:
.250 (6.35) Min

Specifications:
- Material: UL94 V-2 Nylon 6/6
  - UL94 V-0 Available by special order
- Color: Natural

Features:
- Fir-tree mount is flexible and will lock into round, threaded, punched or drilled blind holes

Item No.	A in	A mm	Bulk Pack Qty
BHDF-3M-01	0.118	3.0	1000
BHDF-4M-01	0.156	4.0	1000
BHDF-6M-01	0.236	6.0	1000
BHDF-8M-01	0.314	8.0	1000
BHDF-12M-01	0.472	12.0	1000
BHDF-14M-01	0.551	14.0	1000
BHDF-16M-01	0.630	16.0	1000
BHDF-18M-01	0.709	18.0	1000
BHDF-20M-01	0.787	20.0	1000

BHDL Series
Fir-Tree Locking PCB Support

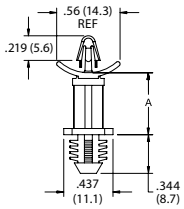

Top Hole:
Snap-lock: .156 (4)
Panel Thickness:
.031 - .078 (0.79 - 1.98)

Bottom Hole:
Press-fit: .312 (7.92)
Panel Thickness:
.250 (6.4) Min.

Specifications:
- Material: UL94 V-2 Nylon 6/6
  - UL94 V-0 Available by special order
- Color: Natural

Features:
- Fir-tree mount is flexible and will lock into round, threaded, punched or drilled blind holes
- Available for a .250 (6.4) blind hole by special order

Item No.	A in	A mm	Bulk Pack Qty
BHDL-4-01	0.250	6.4	1000
BHDL-6-01	0.375	9.5	1000
BHDL-8-01	0.500	12.7	1000

Item No.	A in	A mm	Bulk Pack Qty
BHDL-10-01	0.625	15.9	1000
BHDL-12-01	0.750	19.1	1000
BHDL-14-01	0.875	22.2	1000

BHL/CBBHS Series
Fir-Tree Locking PCB Support

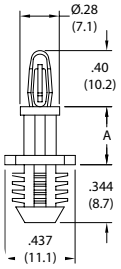

Top Hole:
Snap-lock: .156 (4.0)
Panel Thickness:
.062 (1.6)

Bottom Hole:
Press-fit: .312 (7.9)
Panel Thickness:
.250 (6.4) Min

Specifications:
- Material: UL94 V-2 Nylon 6/6
  - UL94 V-0 Available by special order
- Color: Natural

Features:
- Fir-tree mount is flexible and will lock into round, threaded, punched or drilled blind holes
- Available for a .250 (6.4) blind hole by special order

Item No.	A in	A mm	Bulk Pack Qty
BHL-3-01	0.188	4.8	1000
BHL-4-01	0.250	6.4	1000
BHL-6-01	0.375	9.5	1000
BHL-7-01	0.438	11.1	1000
BHL-8-01	0.500	12.7	1000

Item No.	A in	A mm	Bulk Pack Qty
BHL-10-01	0.625	15.9	1000
BHL-12-01	0.750	19.1	1000
BHL-14-01	0.875	22.2	1000
CBBHS045A	1.000	25.4	1000

BHC Series
Fir-Tree Non-Locking PCB Support

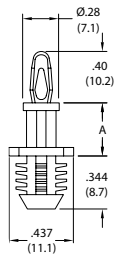

Top Hole:
Snap-fit: .156 (4.0)
Panel Thickness:
.062 (1.6)

Bottom Hole:
Press-fit: .312 (7.9)
Panel Thickness:
.250 (6.4) Min

Specifications:
- Material: UL94 V-2 Nylon 6/6
  - UL94 V-0 Available by special order
- Color: Natural

Features:
- Fir-tree mount is flexible and will lock into round, threaded, punched or drilled blind holes
- Available for a .250 (6.4) blind hole by special order

Item No.	A in	A mm	Bulk Pack Qty
BHC-3-01	0.188	4.8	1000
BHC-4-01	0.250	6.4	1000
BHC-6-01	0.375	9.5	1000
BHC-8-01	0.500	12.7	1000

Item No.	A in	A mm	Bulk Pack Qty
BHC-10-01	0.625	15.9	1000
BHC-12-01	0.750	19.1	1000
BHC-14-01	0.875	22.2	1000

tel | 800 847 0486 fax | 866 561 6617

5517 Series
Rivet Mount PCB Spacer

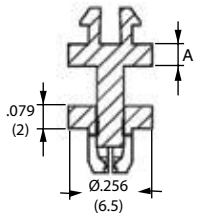

Top Hole:
Snap-lock: .138 (3.5)
Panel Thickness:
.062 (1.6)

Bottom Hole:
Snap-lock: .138 (3.5)
Panel Thickness:
.031-.078 (0.8-2.0)

Specifications:
- Material: UL94 V-2 Nylon 6/6
- Color: Natural

Features:
- Spacer that is designed to be installed like a rivet; legs expand as pin is inserted into the grommet locking it in place

Item No.	A		Bulk Pack Qty
	in	mm	
551773	0.118	3.0	1000
551774	0.157	4.0	1000
551775	0.197	5.0	1000
551776	0.236	6.0	1000
551777	0.276	7.0	1000
551778	0.315	8.0	1000
551779	0.394	10.0	1000

Item No.	A		Bulk Pack Qty
	in	mm	
551780	0.472	12.0	1000
551781	0.551	14.0	1000
551782	0.630	16.0	1000
551783	0.709	18.0	1000
551784	0.787	20.0	1000
551785	0.866	22.0	1000

REHCBS Series
Rivet Edge Holding PCB Support

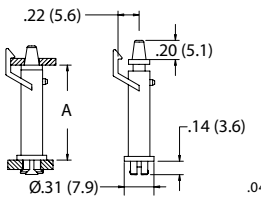

Top Hole:
Snap-Lock:
.157 (4.0)
Panel Thickness:
.070 (1.8) Max

Bottom Hole:
.187 (4.8)
Panel Thickness:
.047 - .105 (1.2 - 2.7)

Specifications:
- Material: UL94 V-2 Nylon 6/6
- Color: Natural

Item No.	A		Bulk Pack Qty
	in	mm	
REHCBS-4-01	0.250	6.4	1000
REHCBS-8-01	0.500	12.7	1000

EHCBS Series
Edge Holding Circuit Board Support

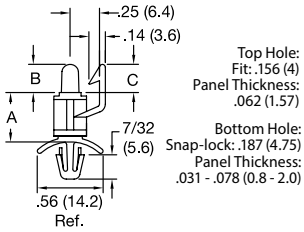

Top Hole:
Fit: .156 (4)
Panel Thickness:
.062 (1.57)

Bottom Hole:
Snap-lock: .187 (4.75)
Panel Thickness:
.031 - .078 (0.8 - 2.0)

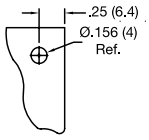

Top Board Hole Location

Specifications:
- Material: UL94 V-2 Nylon 6/6
  - UL94 V-0 Available by special order
- Color: Natural

Features:
- Long nose facilitates alignment of components on board with the mating parts on the chassis
- PCB is easy to remove for service

Item No.			A		Bulk Pack Qty
B = .60 (15.2) C = .29 (7.5)	B = .24 (6.1) C = .24 (6.1)	B = .24 (6.1) C = .29 (7.5)	in	mm	
EHCBS-5-01	**EHCBS-6-5-01**	**EHCBS-7-5-01**	0.312	7.9	1000
EHCBS-6-01	**EHCBS-6-6-01**	**EHCBS-7-6-01**	0.375	9.5	1000
EHCBS-8-01	**EHCBS-6-8-01**	**EHCBS-7-8-01**	0.500	12.7	1000
EHCBS-10-01	**EHCBS-6-10-01**	**EHCBS-7-10-01**	0.625	15.9	1000
EHCBS-12-01	**EHCBS-6-12-01**	**EHCBS-7-12-01**	0.750	19.1	1000
EHCBS-14-01	**EHCBS-6-14-01**	**EHCBS-7-14-01**	0.875	22.2	1000
EHCBS-16-01	**EHCBS-6-16-01**	**EHCBS-7-16-01**	1.000	25.4	1000

RLEHCBS Series
Reverse Locking Edge Holding Circuit Board Support



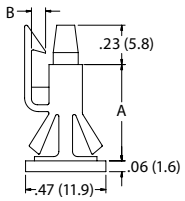

Top Hole:
Fit: .156 (4)
Panel Thickness:
.062 (1.57)

Bottom Hole:
Snap-lock:
.313 (7.9) x .375 (9.5) Square
Panel Thickness:
.062 (1.57)

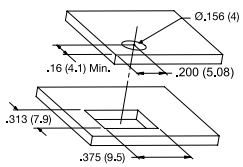

Mounting Hole Detail

Specifications:
- Material: UL94 V-2 Nylon 6/6
  - UL94 V-0 Available by special order
- Color: Black

Features:
- Use in a square hole to prevent rotation
- Locking arm secures the board
- Board is removable for repair or service

Item No.	A		B		Bulk Pack Qty
	in	mm	in	mm	
RLEHCBS-5-01BK	0.38	9.5	0.06	1.5	1000
RLEHCBS-6-01BK	0.44	11.1	0.06	1.5	1000
RLEHCBS-7-01BK	0.50	12.7	0.08	2.1	1000
RLEHCBS-8-01BK	0.56	14.3	0.08	2.1	1000

CIRCUIT BOARD SUPPORTS

PCBEH Series
Edge Holding Circuit Board Support

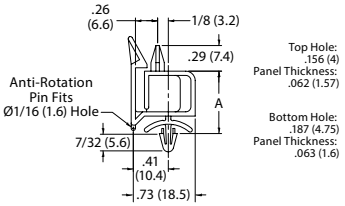

Specifications:
- Material: UL94 V-2 Nylon 6/6
  - UL94 V-0 Available by special order
- Color: Natural

Features:
- Pin prevents rotation
- PCB is easy to remove for service

Item No.	A		Bulk Pack Qty
	in	mm	
PCBEH-7-01	0.47	11.9	1000
PCBEH-10-01	0.66	16.8	1000
PCBEH-14-01	0.91	23.1	1000

UBM/UBMC Series
Universal Board Mount

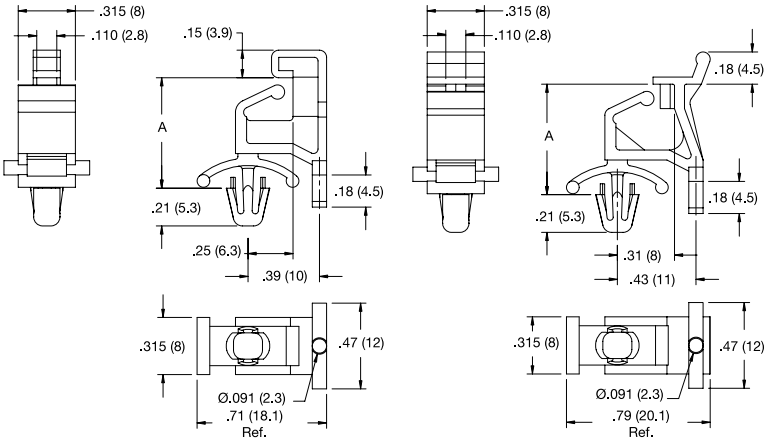

Top Hole: See Below
Panel Thickness: .06 - .09 (1.6 - 2.3)

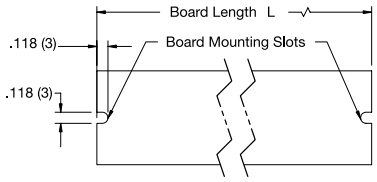

Bottom Hole: See Below
Panel Thickness: .04 - .09 (1 - 2.3)

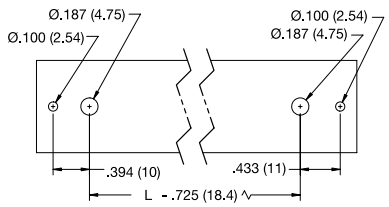

Mounting Holes

Specifications:
- UL94 V-2 Material: Nylon 6/6
  - UL94 V-0 Available by special order
- Color: Natural

Features:
- Wide base minimizes rocking
- Releasable board lock
- Anti-rotation pins

Item No.		A		Bulk Pack Qty
		in	mm	
UBM-12.3M-01	UBMC-12.3M-01	0.48	12.3	500
UBM-15.5M-01	UBMC-15.5M-01	0.61	15.5	500
UBM-22.0M-01	UBMC-22.0M-01	0.87	22.0	500

SMLCBS Series
Side Mount Locking Circuit Board Support

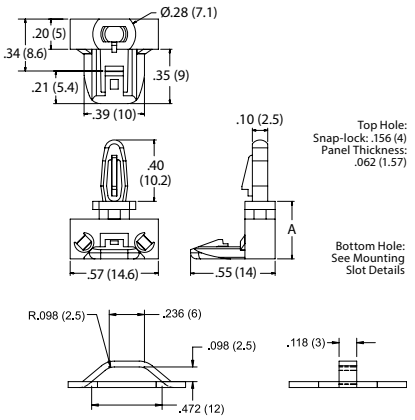

Recommended Mounting Slot

Specifications:
- Material: Nylon 6/6
- Flame Class: See Table
- Color: Natural

Features:
- Slides easily into pre-formed slot, leaving no protrusion under the chassis
- Removable by pressing the locking tab

Item No.		A		Bulk Pack Qty
UL94 V-2	UL94 V-0	in	mm	
SMLCBS-5-01	SMLCBS-5-19	0.313	7.9	1000
SMLCBS-6-01	SMLCBS-6-19	0.375	9.5	1000
SMLCBS-7-01	SMLCBS-7-19	0.437	11.1	1000
SMLCBS-8-01	SMLCBS-8-19	0.500	12.7	1000

tel | 800 847 0486 fax | 866 561 6617

KSLSP/27KYP Series
Key Slot Locking Support Post



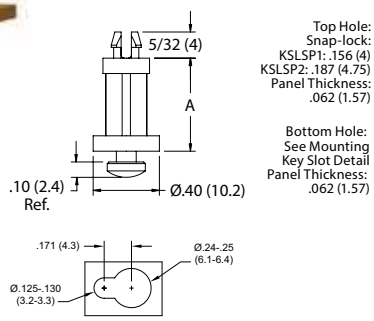

Top Hole:
Snap-lock:
KSLSP1: .156 (4)
KSLSP2: .187 (4.75)
Panel Thickness:
.062 (1.57)

Bottom Hole:
See Mounting
Key Slot Detail
Panel Thickness:
.062 (1.57)

Recommended Mounting Slot

Specifications:
- Material: UL94 V-2 Nylon 6/6
  - UL94 V-0 Available by special order
- Color: Natural

Features:
- Key Slot design allows for easy removal to facilitate repairs
- Minimal .10" protrusion under chassis
- Larger base on key slot side for easy identification of mounting end

	Item No.		A		Bulk Pack Qty
	.156 Ø Hole	.187 Ø Hole	in	mm	
	KSLSP1-3-01	KSLSP2-3-01	0.188	4.8	1000
	KSLSP1-4-01	KSLSP2-4-01	0.250	6.4	1000
	KSLSP1-6-01	KSLSP2-6-01	0.375	9.5	1000
	KSLSP1-8-01	KSLSP2-8-01	0.500	12.7	1000
	KSLSP1-10-01	KSLSP2-10-01	0.625	15.9	1000
•	27KYP00750	—	0.750	19.1	500
•	27KYP00875	—	0.875	22.2	500
•	27KYP01000	—	1.000	25.4	500

KSLBN Series
Key Slot Locking Bayonet Nose

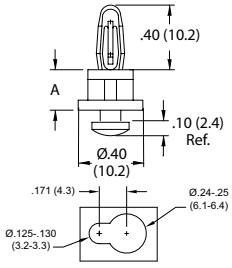

Top Hole:
Snap-lock: .156 (4)
Panel Thickness:
.062 (1.57)

Bottom Hole:
See Mounting
Key Slot Detail
Panel Thickness:
.062 (1.57)

Recommended Mounting Slot

Specifications:
- Material: UL94 V-2 Nylon 6/6
  - UL94 V-0 Available by special order
- Color: Natural

Features:
- Key Slot design allows for easy removal to facilitate repairs
- MInimal .10" protrusion under chassis
- Larger base on key slot side for easy identification of mounting end

Item No.	A		Bulk Pack Qty
	in	mm	
KSLBN-2-01	0.125	3.2	1000
KSLBN-4-01	0.250	6.4	1000
KSLBN-6-01	0.375	9.5	1000
KSLBN-8-01	0.500	12.7	1000

CBSP Series
PCB Spring Spacer

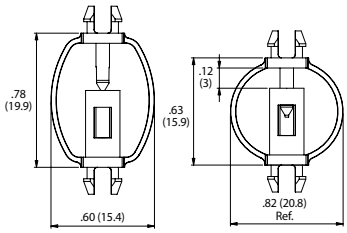

As Molded **Assembled**

Top Hole:
Snap-lock: .189 (4.8)
Panel Thickness:
.062 (1.57)

Bottom Hole:
Snap-lock: .189 (4.8)
Panel Thickness:
.062 (1.57)

Specifications:
- Material: UL94 HB Acetal
- Color: Natural

Features:
- When pin is inserted into spacer, part flexes and acts as a plastic spring
- One piece design reduces the need for hardware
- Provides continuous support to PCB
- Keeps light sensors on the PCB in constant contact with touch control cover

Item No.	Bulk Pack Qty
CBSP-1	1000

CBSPM Series
Rubber Pull Mount Circuit Board Support



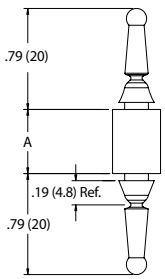

Top Hole:
Snap-fit: .187 (4.75)
Panel Thickness:
.094 (2.4) Max

Bottom Hole:
Snap-fit: .187 (4.75)
Panel Thickness:
.094 (2.4) Max

Specifications:
- Material: EPDM, 45 Shore A
- Color: Black

Features:
- Rubber spacer provides shock and vibration protection
- Pull mount ends are easily fed into panel holes and pulled into a locked position
- Once installed, the ends are easily cut off leaving low profile mounting ends

Item No.	A		Bulk Pack Qty
	in	mm	
CBSPM-4	0.250	6.35	500
CBSPM-6	0.375	9.53	500
CBSPM-8	0.500	12.70	500
CBSPM-10	0.625	15.88	500
CBSPM-12	0.750	19.05	500

REVERSE MOUNT CIRCUIT BOARD SUPPORTS

RLCBSR Series
Reverse Mount Locking PCB Support

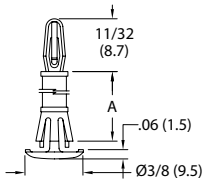

Top Hole:
Snap-Lock:
.125 (3.2)
Panel Thickness:
.062 (1.6)

Bottom Hole:
Snap-Lock:
.187 (4.8)
Panel Thickness:
.059–.063 (1.5–1.6)

Specifications:
- Material: UL94 V-2 Nylon 6/6
  - UL94 V-0 Available by special order
- Color: Natural

Item No.	A		Bulk Pack Qty
	in	mm	
RLCBSR-4-01	0.250	6.4	1000
RLCBSR-5-01	0.313	7.9	1000
RLCBSR-6-01	0.375	9.5	1000
RLCBSR-7-01	0.438	11.1	1000
RLCBSR-8-01	0.500	12.7	1000
RLCBSR-9-01	0.563	14.3	1000
RLCBSR-10-01	0.625	15.9	1000

RCBSR Series
Reverse Mount Non-Locking PCB Support

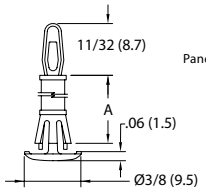

Top Hole:
Snap-Lock:
.125 (3.2)
Panel Thickness: .062 (1.6)

Bottom Hole:
Snap-Lock:
.187 (4.8)
Panel Thickness:
.059–.063 (1.5–1.6)

Specifications:
- Material: UL94 V-2 Nylon 6/6
  - UL94 V-0 Available by special order
- Color: Natural

Item No.	A		Bulk Pack Qty
	in	mm	
RCBSR-4-01	0.250	6.4	1000
RCBSR-5-01	0.313	7.9	1000
RCBSR-6-01	0.375	9.5	1000
RCBSR-7-01	0.438	11.1	1000
RCBSR-8-01	0.500	12.7	1000
RCBSR-9-01	0.563	14.3	1000
RCBSR-10-01	0.625	15.9	1000

RLCBSPR Series
Reverse Mount Locking PCB Support

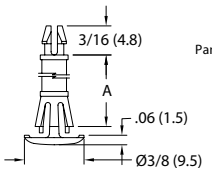

Top Hole.
Snap-Lock:
.125 (3.2)
Panel Thickness: .062 (1.6)

Bottom Hole:
Snap-Lock:
.187 (4.8)
Panel Thickness:
.059–.063 (1.5–1.6)

Specifications:
- Material: UL94 V-2 Nylon 6/6
  - UL94 V-0 Available by special order
- Color: Natural

Item No.	A		Bulk Pack Qty
	in	mm	
RLCBSPR-4-01	0.250	6.4	1000
RLCBSPR-5-01	0.313	7.9	1000
RLCBSPR-6-01	0.375	9.5	1000
RLCBSPR-7-01	0.438	11.1	1000
RLCBSPR-8-01	0.500	12.7	1000
RLCBSPR-9-01	0.563	14.3	1000
RLCBSPR-10-01	0.625	15.9	1000

RLCBSC Series
Reverse Mount Locking Metric PCB Support

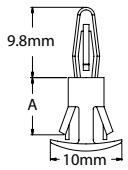

Top Hole:
Snap-lock: 3.2mm
Panel Thickness: 1.6mm

Bottom Hole:
Snap-lock: 5.4mm
Panel Thickness: 0.8mm

Specifications:
- Material: UL94 V-2 Nylon 6/6
  - UL94 V-0 Available by special order
- Color: Natural

Item No.	A		Bulk Pack Qty
	in	mm	
RLCBSC-5-01	0.197	5.0	1000
RLCBSC-6-01	0.236	6.0	1000
RLCBSC-8-01	0.315	8.0	1000
RLCBSC-10-01	0.394	10.0	1000
RLCBSC-12-01	0.472	12.0	1000
RLCBSC-14-01	0.551	14.0	1000

RLCBSRE Series
Reverse Mount Locking PCB Support

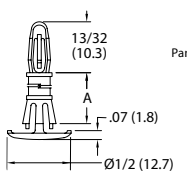

Top Hole.
Snap-Lock:
.157 (4.0)
Panel Thickness: .062 (1.6)

Bottom Hole:
Snap-Lock:
.213 (5.4)
Panel Thickness:
.059 – .065 (1.5–1.7)

LINE EXTENSION

Specifications:
- Material: UL94 V-2 Nylon 6/6
  - UL94 V-0 Available by special order
- Color: Natural

Item No.	A		Bulk Pack Qty
	in	mm	
RLCBSRE-3-01	0.188	4.8	1000
RLCBSRE-4-01	0.250	6.4	1000
RLCBSRE-6-01	0.375	9.5	1000
RLCBSRE-8-01	0.500	12.7	1000
RLCBSRE-10-01	0.625	15.9	1000

tel | 800 847 0486 fax | 866 561 6617

REVERSE MOUNT CIRCUIT BOARD SUPPORTS

CRLCBSRE Series
Cupped Reverse Mount Locking PCB Support

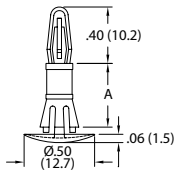

Top Hole:
Snap Lock:
.157 (4.0)
Panel Thickness:
.063 (1.6)

Bottom Hole:
Snap Lock:
.213 (5.4)
Panel Thickness:
.047 – .079 (1.2–2.0)

Specifications:
- Material: UL94 V-2 Nylon 6/6
  - UL94 V-0 Available by special order
- Color: Natural

Item No.	A		Bulk Pack Qty
	in	mm	
CRLCBSRE-4-01	0.250	6.4	1000
CRLCBSRE-6-01	0.375	9.5	1000
CRLCBSRE-8-01	0.500	12.7	1000
CRLCBSRE-10-01	0.625	15.9	1000

CRCBSRE Series
Cupped Reverse Mount Non-Locking PCB Support

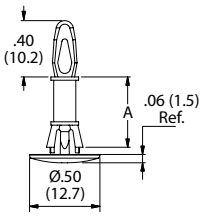

Top Hole:
Snap-fit: .156 (4)
Panel Thickness:
.062 (1.6)

Bottom Hole:
Snap-lock: .213 (5.4)
Panel Thickness:
.047 - .079 (1.2 - 2.0)

Specifications:
- UL94 V-2 Material: Nylon 6/6
  - UL94 V-0 Available by special order
- Color: Natural

Item No.	A		Bulk Pack Qty
	in	mm	
CRCBSRE-3-01	0.188	4.8	1000
CRCBSRE-4-01	0.250	6.4	1000
CRCBSRE-6-01	0.375	9.5	1000
CRCBSRE-8-01	0.500	12.7	1000
CRCBSRE-10-01	0.625	15.9	1000

RLCBSK Series
Reverse Mount Locking Metric PCB Support

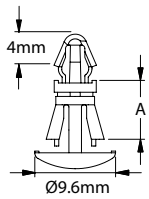

Top Hole:
Snap-lock: 4mm
Panel Thickness:
1.6mm

Bottom Hole:
Snap-lock: 5.4mm
Panel Thickness:
1.6mm

Specifications:
- UL94 V-2 Material: Nylon 6/6
  - UL94 V-0 Available by special order
- Color: Natural

Item No.	A		Bulk Pack Qty
	in	mm	
RLCBSK-6-01	0.236	6.0	1000
RLCBSK-7-01	0.275	7.0	1000
RLCBSK-8-01	0.315	8.0	1000
RLCBSK-10-01	0.394	10.0	1000
RLCBSK-12-01	0.472	12.0	1000
RLCBSK-14-01	0.551	14.0	1000
RLCBSK-16-01	0.630	16.0	1000

CRLCBSK Series
Cupped Reverse Locking Metric PCB Support

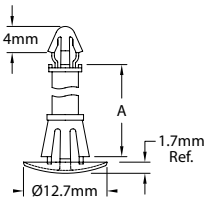

Top Hole:
Snap-lock: 4mm
Panel Thickness:
1.6mm

Bottom Hole:
Snap-lock: 5.4mm
Panel Thickness:
1mm - 1.6mm

Specifications:
- Material: UL94 V-2 Nylon 6/6
  - UL94 V-0 Available by special order
- Color: Natural

Item No.	A		Bulk Pack Qty
	in	mm	
CRLCBSK-2-8-01	0.295	7.5	1000
CRLCBSK-2-10-01	0.394	10.0	1000
CRLCBSK-2-12-01	0.472	12.0	1000
CRLCBSK-2-14-01	0.551	14.0	1000

RLCBSA Series
Reverse Mount Locking Metric PCB Support

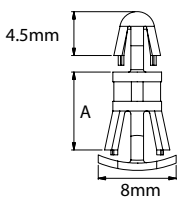

Top Hole:
Snap-lock: 4mm
Panel Thickness:
1.6mm

Bottom Hole:
Snap-lock: 5.5mm
Panel Thickness:
0.5mm - 1mm

Specifications:
- Material: UL94 V-2 Nylon 6/6
  - UL94 V-0 Available by special order
- Color: Natural

Item No.	A		Bulk Pack Qty
	in	mm	
RLCBSA-5-01	0.197	5.0	1000
RLCBSA-6-01	0.236	6.0	1000
RLCBSA-8-01	0.315	8.0	1000
RLCBSA-10-01	0.394	10.0	1000
RLCBSA-12-01	0.472	12.0	1000
RLCBSA-14-01	0.551	14.0	1000

REVERSE MOUNT & RIVET MOUNT CIRCUIT BOARD SUPPORTS

RLCBSR1 Series
Reverse Mount Locking PCB Support

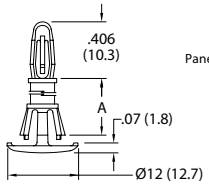

Top Hole:
Snap-Lock:
.156 (4.0)
Panel Thickness: .062 (1.6)

Bottom Hole:
Snap-Lock:
.250 (6.4)
Panel Thickness:
.059–.063 (1.5–1.6)

Specifications:
- Material: UL94 V-2 Nylon 6/6
  - UL94 V-0 Available by special order
- Color: Natural

Item No.	A		Bulk Pack Qty
	in	mm	
RLCBSR1-4-01	0.250	6.4	1000
RLCBSR1-6-01	0.375	9.5	1000
RLCBSR1-8-01	0.500	12.7	1000
RLCBSR1-10-01	0.625	15.9	1000

CRLCBSR Series
Cupped Reverse Mount Locking PCB Support

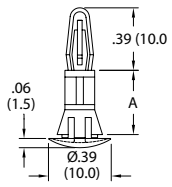

Top Hole:
Snap Lock:
.157 (4.0)
Panel Thickness:
.063 (1.6)

Bottom Hole:
Snap Lock:
.236 (6.0)
Panel Thickness:
.031–.047 (0.8–1.2)

Specifications:
- Material: UL94 V-2 Nylon 6/6
  - UL94 V-0 Available by special order
- Color: Natural

Item No.	A		Bulk Pack Qty
	in	mm	
CRLCBSR-3-01	0.188	4.8	1000
CRLCBSR-4-01	0.250	6.4	1000
CRLCBSR-5-01	0.313	7.9	1000

Item No.	A		Bulk Pack Qty
	in	mm	
CRLCBSR-6-01	0.375	9.5	1000
CRLCBSR-8-01	0.500	12.7	1000
CRLCBSR-12-01	0.750	19.1	1000

27RV Series
Cupped Reverse Mount Locking PCB Support

NEW

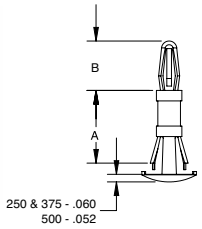

Top Hole:
Snap-Lock:
.125 (4.0)
Panel Thickness:
.059 - .063 (1.5 - 1.6)

Bottom Hole:
Snap-Lock:
.187 (4.7)
Panel Thickness:
.059 - .063 (1.5 - 1.6)

Specifications:
- Material: UL94 V-2 Nylon 6/6
  - UL94 V-0 Available by special order
- Color: Natural

Item No.	A		B		Bulk Pack Qty
	in	mm	in	mm	
27RV00250	0.255	6.5	0.344	8.7	1000
27RV00375	0.375	9.5	0.344	8.7	1000
27RV00500A	0.500	12.7	0.340	8.6	1000

SRLCBS/SRLAHS Series
Snap Rivet Mount Locking Support

Specifications:
- Material: UL94 V-2 Nylon 6/6
  - UL94 V-0 Available by special order
- Color: Natural

Features:
- Designed to mount easily on chassis with plastic SR rivet, see Rivet Table
- Allows mounting to a range of panel thicknesses, up to 0.341" thick
- Button head on rivet for minimal protrusion on chassis underside

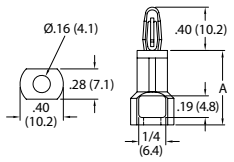

Top Hole:
Snap-Lock:
.156 (4.0)
Panel Thickness:
.062 (1.6)

Bottom Hole:
For Snap Rivet:
.161 - .165
(4.1 - 4.2)

Item No.	A		Bulk Pack Qty
	in	mm	
SRLCBS-6-01	0.375	9.5	1000
SRLCBS-7-01	0.438	11.1	1000
SRLCBS-8-01	0.500	12.7	1000
SRLCBS-10-01	0.625	15.9	1000
SRLCBS-12-01	0.750	19.1	1000
SRLCBS-14-01	0.875	22.2	1000
SRLCBS-16-01	1.000	25.4	1000

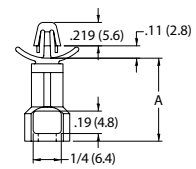

Top Hole:
Snap-lock:
.187 (4.8)
Panel Thickness:
.031-.078 (0.8-2.0)

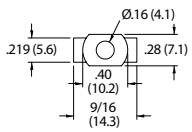

Bottom Hole:
For Snap Rivet:
.161-.165 (4.1-4.2)
Panel Thickness:
See Rivet Table

Item No.	A		Bulk Pack Qty
	in	mm	
SRLAHS-7-01	0.438	11.1	1000
SRLAHS-8-01	0.500	12.7	1000
SRLAHS-10-01	0.625	15.9	1000
SRLAHS-12-01	0.750	19.1	1000
SRLAHS-14-01	0.875	22.2	1000
SRLAHS-16-01	1.000	25.4	1000

Rivet Table		
Use Rivet Item No.	Panel Thickness Range	
	in	mm
SR-4050	0.026 - 0.062	0.7 - 1.6
SR-4060	0.062 - 0.105	1.5 - 2.7
SR-4070	0.105 - 0.145	2.7 - 3.7
SR-4080	0.145 - 0.184	3.7 - 4.7
SR-4090	0.184 - 0.223	4.7 - 5.7
SR-4100	0.223 - 0.263	5.7 - 6.7
SR-4120	0.282 - 0.341	7.2 - 8.7

tel | 800 847 0486 fax | 866 561 6617

REVERSE MOUNT & ADHESIVE MOUNT CIRCUIT BOARD SUPPORTS

CBRLDS Series
Reverse Mount Locking PCB Support

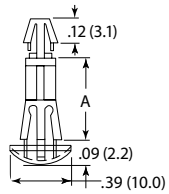

Snap Lock: .157 (4.0)
Panel Thickness: .047–.066 (1.2–1.7)

Snap Lock: .216 (5.5)
Panel Thickness: .031–.062 (0.8–1.6)

Specifications:
- Material: UL94 V-2 Nylon 6/6
- Color: Natural

Item No.	A in	A mm	Bulk Pack Qty
CBRLDS005A	0.138	3.5	1000
CBRLDS010A	0.197	5.0	1000
CBRLDS015A	0.250	6.4	1000
CBRLDS020A	0.276	7.0	1000
CBRLDS025A	0.315	8.0	1000
CBRLDS030A	0.335	8.5	1000
CBRLDS035A	0.394	10.0	1000
CBRLDS040A	0.472	12.0	1000
CBRLDS045A	0.500	12.7	1000
CBRLDS050A	0.531	13.5	1000

Item No.	A in	A mm	Bulk Pack Qty
CBRLDS055A	0.551	14.0	1000
CBRLDS060A	0.598	15.2	1000
CBRLDS065A	0.625	15.9	1000
CBRLDS070A	0.709	18.0	1000
CBRLDS075A	0.748	19.0	1000
CBRLDS080A	1.787	20.0	1000
CBRLDS085A	1.854	21.7	1000
CBRLDS090A	1.945	24.0	1000
CBRLDS095A	1.000	25.4	1000
CBRLDS100A	1.181	30.0	500

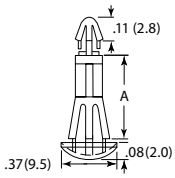

Top Hole: Snap Lock: .137 (3.5) Panel Thickness: .062 (1.6)

Bottom Hole: Snap Lock: .216 (5.5) Panel Thickness: .031–.062 (0.8–1.6)

Item No.	A in	A mm	Bulk Pack Qty
CBRLDS205A	0.138	3.5	1000
CBRLDS210A	0.187	4.8	1000
CBRLDS215A	0.250	6.4	1000
CBRLDS220A	0.276	7.0	1000
CBRLDS225A	0.315	8.0	1000

Item No.	A in	A mm	Bulk Pack Qty
CBRLDS230A	0.394	10.0	1000
CBRLDS235A	0.433	11.0	1000
CBRLDS240A	0.500	12.7	1000
CBRLDS245A	0.625	15.9	1000

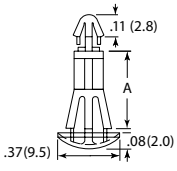

Top Hole: Snap Lock: .118 (3.0) Panel Thickness: .047–.066 (1.2–1.7)

Bottom Hole: Snap Lock: .216 (5.5) Panel Thickness: .023–.047 (0.1–1.2)

Item No.	A in	A mm	Bulk Pack Qty
CBRLDS305A	0.138	3.5	1000
CBRLDS310A	0.188	4.8	1000
CBRLDS315A	0.250	6.4	1000
CBRLDS320A	0.276	7.0	1000
CBRLDS325A	0.315	8.0	1000

Item No.	A in	A mm	Bulk Pack Qty
CBRLDS330A	0.394	10.0	1000
CBRLDS335A	0.433	11.0	1000
CBRLDS340A	0.500	12.7	1000
CBRLDS345A	0.625	15.9	1000

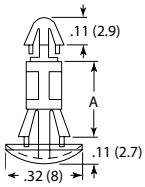

Top Hole: Snap Lock: .118 (3.0) Panel Thickness: .062 (1.6)

Bottom Hole: Snap Lock: .157 (4.0) Panel Thickness·

Item No.	A in	A mm	Bulk Pack Qty
CBRLDS405A	0.098	2.5	2000
CBRLDS410A	0.125	3.2	2000
CBRLDS415A	0.157	4.0	2000
CBRLDS420A	0.197	5.0	2000
CBRLDS425A	0.236	6.0	2000
CBRLDS430A	0.276	7.0	1000

Item No.	A in	A mm	Bulk Pack Qty
CBRLDS435A	0.315	8.0	1000
CBRLDS440A	0.354	9.0	1000
CBRLDS445A	0.394	10.0	1000
CBRLDS450A	0.472	12.0	1000
CBRLDS455A	0.551	14.0	1000
CBRLDS460A	0.630	16.0	1000

LCBSB/27LAD Series
Adhesive Mount Locking PCB Support

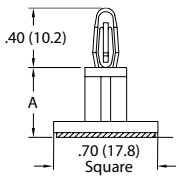

Snap Lock: .156 (4.0)
Panel Thickness: .062 (1.6)

LINE EXTENSION

Specifications:
- Material: UL94 V-2 Nylon 6/6
  - UL94 V-0 Available by special order
- Color: Natural

Item No.	A in	A mm	Bulk Pack Qty
LCBSB-3-01A-RT	0.188	4.8	1000
LCBSB-4-01A-RT	0.250	6.4	1000
• 27LAD0312	0.312	7.9	500
LCBSB-6-01A-RT	0.375	9.5	1000
LCBSB-8-01A-RT	0.500	12.7	1000
LCBSB-9-01A-RT	0.563	14.3	1000
LCBSB-10-01A-RT	0.625	15.9	1000
LCBSB-12-01A-RT	0.750	19.1	1000
LCBSB-14-01A-RT	0.875	22.2	1000
LCBSB-16-01A-RT	1.000	25.4	1000
LCBSB-18-01A-RT	1.125	28.6	1000

ADHESIVE MOUNT CIRCUIT BOARD SUPPORTS

CBSB Series
Adhesive Mount Non-Locking PCB Support

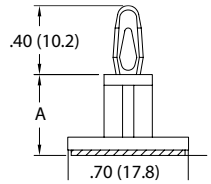

Snap Fit:
.156 (4.0)
Panel Thickness:
.062 (1.6)

Specifications:
- Material: UL94 V-2 Nylon 6/6
  - UL94 V-0 Available by special order
- Color: Natural

Item No.	A		Bulk Pack Qty
	in	mm	
CBSB-3-01A-RT	0.188	4.8	1000
CBSB-4-01A-RT	0.250	6.4	1000
CBSB-6-01A-RT	0.375	9.5	1000
CBSB-8-01A-RT	0.500	12.7	1000
CBSB-9-01A-RT	0.563	14.3	1000
CBSB-10-01A-RT	0.625	15.9	1000
CBSB-12-01A-RT	0.750	19.1	1000
CBSB-14-01A-RT	0.875	22.2	1000
CBSB-16-01A-RT	1.000	25.4	1000
CBSB-18-01A-RT	1.125	28.6	1000

LCBSBM Series
Adhesive Mount Mini Locking PCB Support

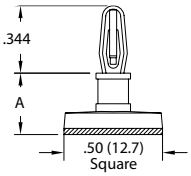

Snap Lock.
.125 (3.2)
Panel Thickness:
.062 (1.6)

Specifications:
- Material: UL94 V-2 Nylon 6/6
  - UL94 V-0 Available by special order
- Color: Natural

Item No.	A		Bulk Pack Qty
	in	mm	
LCBSBM-3-01A-RT	0.188	4.8	1000
LCBSBM-4-01A-RT	0.250	6.4	1000
LCBSBM-5-01A-RT	0.313	7.9	1000
LCBSBM-6-01A-RT	0.375	9.5	1000
LCBSBM-7-01A-RT	0.438	11.1	1000
LCBSBM-8-01A-RT	0.500	14.3	1000
LCBSBM-9-01A-RT	0.563	14.3	1000
LCBSBM-10-01A	0.625	15.9	1000

CBSBT/CBABS33 Series
Adhesive Mount Mini Locking PCB Support

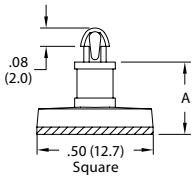

Snap-Lock:
.100 (2.54)
Panel Thickness:
.064 (1.63) Max

LINE EXTENSION

Specifications:
- Material: UL94 V-2 Nylon 6/6
  - UL94 V-0 Available by special order
- Color: Natural

Features:
- Low protrusion above the PCB

Item No.	A		Bulk Pack Qty
	in	mm	
CBSBT-3-01A-RT	0.188	4.8	1000
CBSBT-4-01A-RT	0.250	6.4	1000
CBSBT-5-01A-RT	0.312	7.9	1000
CBSBT-6-01A-RT	0.375	9.5	1000
CBSBT-7-01A-RT	0.438	11.1	1000
CBSBT-8-01A-RT	0.500	12.7	1000
CBSBT-9-01A-RT	0.563	14.3	1000
CBSBT-10-01A-RT	0.625	15.9	1000
CBABS335A	0.750	19.1	1000

CCBSBT Series
Adhesive Mount Cupped PCB Support



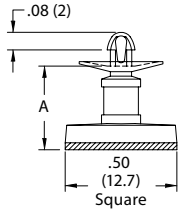

Top Hole:
Snap-lock: .100 (2.54)
Panel Thickness:
.062 (1.6)

Specifications:
- Material: UL94 V-2 Nylon 6/6
  - UL94 V-0 Available by special order
- Color: Natural

Features:
- Cupped base provides a tight fit to the board and completely covers the hole

Item No.	A		Bulk Pack Qty
	in	mm	
CCBSBT-4-01A-RT	0.250	6.4	1000
CCBSBT-5-01A-RT	0.312	7.9	1000
CCBSBT-6-01A-RT	0.375	9.5	1000
CCBSBT-7-01A-RT	0.438	11.1	1000
CCBSBT-8-01A-RT	0.500	12.7	1000
CCBSBT-9-01A-RT	0.563	14.3	1000
CCBSBT-10-01A	0.625	15.9	1000

ADHESIVE MOUNT & PUSH CIRCUIT BOARD SUPPORTS

CBABS Series
Adhesive Mount Locking PCB Support

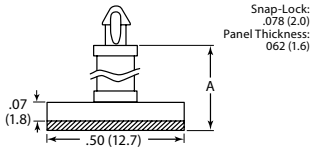

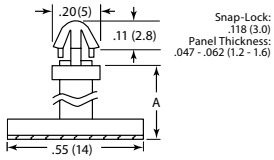

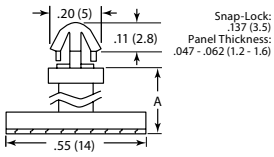

Specifications:
- Material: UL94 V-2 Nylon 6/6
- Color: Natural

Item No.	A		Bulk Pack Qty
	in	mm	
CBABS405A	0.188	4.8	1000
CBABS410A	0.250	6.4	1000
CBABS415A	0.375	9.5	1000
CBABS420A	0.438	11.1	1000
CBABS425A	0.500	12.7	1000
CBABS430A	0.625	15.9	1000
CBABS435A	0.750	19.1	1000

Item No.	A		Bulk Pack Qty
	in	mm	
CBABS205A	0.138	3.5	1000
CBABS210A	0.188	4.8	1000
CBABS215A	0.250	6.4	1000
CBABS220A	0.315	8.0	1000
CBABS225A	0.394	10.0	1000

Item No.	A		Bulk Pack Qty
	in	mm	
CBABS105A	0.138	3.5	1000
CBABS110A	0.188	4.8	1000
CBABS115A	0.250	6.4	1000
CBABS120A	0.315	8.0	1000
CBABS125A	0.394	10.0	1000

PSB Series
Adhesive Mount Push Spacer

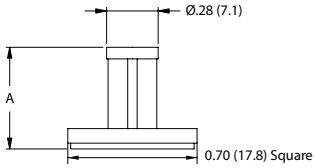

Specifications:
- Material: Nylon 6/6
- Flame Class: See Table
- Color: Natural

Item No.		A		Bulk Pack Qty
UL94 V-2	UL94 V-0	in	mm	
PSB-6M-01A2-RT	PSB-6M-19A2-RT	0.236	6.0	1000
PSB-8M-01A2-RT	PSB-8M-19A2-RT	0.314	8.0	1000
PSB-10M-01A2-RT	PSB-10M-19A2-RT	0.393	10.0	1000
PSB-12M-01A2-RT	PSB-12M-19A2-RT	0.472	12.0	1000
PSB-14M-01A2-RT	PSB-14M-19A2-RT	0.551	14.0	1000
PSB-16M-01A2-RT	PSB-16M-19A2-RT	0.629	16.0	1000

PSBM Series
Mini Adhesive Mount Push Spacer

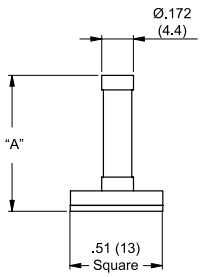

Specifications:
- Material: Nylon 6/6
- Flame Class: See Table
- Color: Natural

Item No.		A		Bulk Pack Qty
UL94 V-2	UL94 V-0	in	mm	
PSBM-3-01A-RT	PSBM-3-19A-RT	0.188	4.8	1000
PSBM-4-01A-RT	PSBM-4-19A-RT	0.250	6.4	1000
PSBM-5-01A-RT	PSBM-5-19A-RT	0.313	7.9	1000
PSBM-6-01A-RT	PSBM-6-19A-RT	0.375	9.5	1000
PSBM-7-01A-RT	PSBM-7-19A-RT	0.438	11.1	1000
PSBM-8-01A-RT	PSBM-8-19A-RT	0.500	12.7	1000
PSBM-9-01A-RT	PSBM-9-19A-RT	0.563	14.3	1000
PSBM-10-01A-RT	PSBM-10-19A-RT	0.625	15.9	1000
PSBM-12-01A-RT	PSBM-12-19A-RT	0.750	19.1	1000
PSBM-14-01A-RT	PSBM-14-19A-RT	0.875	22.2	1000

RLCBSB Series
Metric Reverse Mount Circuit Board Support Push Spacer

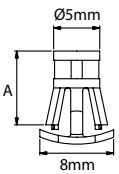

Bottom Hole:
Snap-lock: 5.5mm
Panel Thickness:
.5mm - 1mm

Specifications:
- UL94 V-2 Material: Nylon 6/6
  - UL94 V-0 Available by special order
- Color: Natural

Features:
- Mounts from the outside of the chassis

Item No.	A		Bulk Pack Qty
	in	mm	
RLCBSB-5-01	0.197	5.0	1000
RLCBSB-6-01	0.236	6.0	1000
RLCBSB-8-01	0.315	8.0	1000
RLCBSB-10-01	0.394	10.0	1000
RLCBSB-12-01	0.472	12.0	1000
RLCBSB-14-01	0.551	14.0	1000

PUSH SPACERS

RLCBSRS Series
Reverse Mount Locking PCB Support Push Spacer

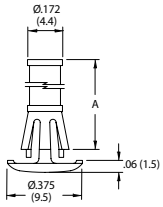

Snap-lock:
.187 (4.75)
Panel Thickness:
.059 - .063 (1.5 - 1.6)

Specifications:
- Material: UL94 V-2 Nylon 6/6
  - UL94 V-0 Available by special order
- Color: Natural

Features:
- Supports heavily loaded PC boards
- Minimal protrusion under the board
- Inserted from the outside the chassis

Item No.	A		Bulk Pack Qty
	in	mm	
RLCBSRS-4-01	0.250	6.4	1000
RLCBSRS-5-01	0.313	7.9	1000
RLCBSRS-6-01	0.375	9.5	1000
RLCBSRS-7-01	0.438	11.1	1000
RLCBSRS-8-01	0.500	12.7	1000
RLCBSRS-9-01	0.563	14.3	1000
RLCBSRS-10-01	0.625	15.9	1000

CBRLSS Series
Reverse Mount Locking PCB Support Push Spacer

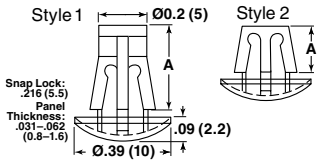

Specifications:
- Material: UL94 V-2 Nylon 6/6
- Color: Natural

Item No.	A		Style	Bulk Pack Qty
	in	mm		
CBRLSS005A	0.138	3.5	2	1000
CBRLSS010A	0.197	5.0	2	1000
CBRLSS020A	0.276	7.0	1	1000
CBRLSS030A	0.335	8.5	1	1000
CBRLSS035A	0.394	10.0	1	1000
CBRLSS040A	0.472	12.0	1	1000
CBRLSS050A	0.531	13.5	1	1000
CBRLSS055A	0.551	14.0	1	1000

Item No.	A		Style	Bulk Pack Qty
	in	mm		
CBRLSS060A	0.598	15.2	1	1000
CBRLSS070A	0.709	18.0	1	1000
CBRLSS075A	0.750	19.1	1	1000
CBRLSS080A	0.787	20.0	1	1000
CBRLSS085A	0.854	21.7	1	500
CBRLSS090A	0.945	24.0	1	500
CBRLSS095A	1.000	25.4	1	500
CBRLSS100A	1.181	30.0	1	500

PSC Series
Push Spacer with Cushion

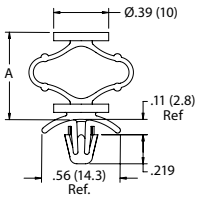

Snap-lock:
.187 (4.75)
Panel Thickness:
.031-.078 (0.8-2.0)

Specifications:
- Material: UL94 HB Impact Modified UV Stabilized Nylon 6/6
- Color: Natural

Features:
- Flexible spring spacer absorbs vibration and shock
- Mounts to chassis and supports the PC board

Item No.	A Spacer Length Uncompressed		Bulk Pack Qty
	in	mm	
PSC-1	0.375	9.5	1000
PSC-2	0.500	12.7	1000
PSC-3	0.625	15.9	1000
PSC-4	0.750	19.1	1000

PS/27PS/CBPS Series
Push Spacer

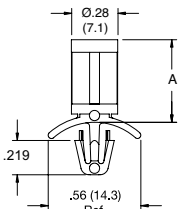

Snap Lock:
.187 (4.8)
Panel Thickness:
.031-.078 (0.8-2.0)*

LINE EXTENSION

Specifications:
- Material: Nylon 6/6
- Flame Class: See Table
- Color: Natural

	Item No.		A		Bulk Pack Qty
	UL94 V-2	UL94 V-0	in	mm	
	CBPS005A	—	0.138	3.5	1000
	PS-3-01	PS-3-19	0.188	4.8	1000
	CBPS015A	—	0.236	6.0	1000
	PS-4-01	PS-4-19	0.250	6.4	1000
	PS-6-01	PS-6-19	0.375	9.5	1000
	PS-7-01	PS-7-19	0.438	11.1	1000
•	27PS00500*	—	0.500	12.7	500
	PS-8-01	PS-8-19	0.500	12.7	1000
	PS-9-01	—	0.563	14.3	1000
	PS-10-01	PS-10-19	0.625	15.9	1000
	PS-12-01	PS-12-19	0.750	19.1	1000
	PS-14-01	PS-14-19	0.875	22.2	1000
	CBPS060A	—	0.945	24.0	1000
	CBPS065A	—	1.000	25.4	1000
	CBPS070A	—	1.125	28.6	500
•	27PS01250	—	1.250	31.8	500
	CBPS080A	—	1.375	34.9	500

***Panel thickness - .093 (2.4)**

tel | 800 847 0486 fax | 866 561 6617

PSM Series
Mlni Push Spacer

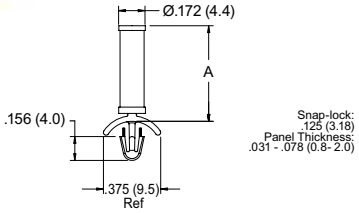

Specifications:
- Material: UL94 V-2 Nylon 6/6
  - UL94 V-0 Available by special order
- Color: Natural

Item No.	A		Bulk Pack Qty
	in	mm	
PSM-2-01	0.125	3.2	1000
PSM-3-01	0.188	4.8	1000
PSM-4-01	0.250	6.4	1000
PSM-5-01	0.313	7.9	1000
PSM-6-01	0.375	9.5	1000
PSM-7-01	0.438	11.1	1000
PSM-8-01	0.500	12.7	1000
PSM-9-01	0.563	14.3	1000
PSM-10-01	0.625	15.9	1000

PST Series
Teardrop Push Spacer

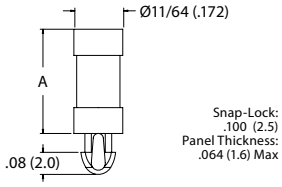

Specifications:
- Material: UL94 V-2 Nylon 6/6
  - UL94 V-0 Available by special order
- Color: Natural

Item No.	A		Bulk Pack Qty
	in	mm	
PST-1-01	0.063	1.6	1000
PST-2-01	0.125	3.2	1000
PST-3-01	0.188	4.8	1000
PST-4-01	0.250	6.4	1000
PST-5-01	0.313	7.9	1000
PST-6-01	0.375	9.5	1000
PST-7-01	0.438	11.1	1000
PST-8-01	0.500	12.7	1000
PST-9-01	0.563	14.3	1000
PST-10-01	0.625	15.9	1000

CPST Series
Cupped Teardrop Push Spacer

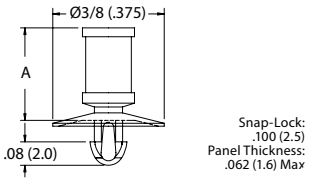

Specifications:
- Material: UL94 V-2 Nylon 6/6
  - UL94 V-0 Available by special order
- Color: Natural

Features:
- Cupped base provides a tight fit to the board and completely covers the hole

Item No.	A		Bulk Pack Qty
	in	mm	
CPST-2-01	0.125	3.2	1000
CPST-3-01	0.188	4.8	1000
CPST-4-01	0.250	6.4	1000
CPST-5-01	0.313	7.9	1000
CPST-6-01	0.375	9.5	1000
CPST-7-01	0.438	11.1	1000
CPST-8-01	0.500	12.7	1000
CPST-9-01	0.563	14.3	1000
CPST-10-01	0.625	15.9	1000

PSE Series
Metric Push Spacer

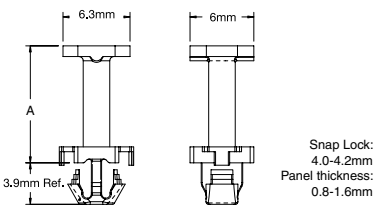

Specifications:
- Material: Nylon 6/6
- Flame Class: See Table
- Color: Natural

Item No.		A		Bulk Pack Qty
UL94 V-2	UL94 V-0	in	mm	
PSE-3M-01	**PSE-3M-19**	0.118	3.0	1000
PSE-4M-01	**PSE-4M-19**	0.157	4.0	1000
PSE-5M-01	**PSE-5M-19**	0.197	5.0	1000
PSE-6M-01	**PSE-6M-19**	0.236	6.0	1000
PSE-7M-01	**PSE-7M-19**	0.276	7.0	1000
PSE-8M-01	**PSE-8M-19**	0.315	8.0	1000

PUSH SPACERS

PSD Series
Metric Push Spacer



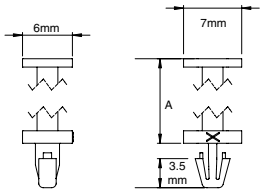

Snap Lock:
3.0 - 3.1mm
Panel Thickness:
1.6mm

Specifications:
- Material: Nylon 6/6
- Flame Class: See table
- Color: Natural

Item No.		A		Bulk Pack Qty
UL94 V-2	UL94 V-0	in	mm	
PSD-4M-01	PSD-4M-19	0.157	4.0	1000
PSD-6M-01	PSD-6M-19	0.236	6.0	1000
PSD-7M-01	PSD-7M-19	0.276	7.0	1000
PSD-8M-01	PSD-8M-19	0.315	8.0	1000
PSD-10M-01	PSD-10M-19	0.394	10.0	1000
PSD-12M-01	PSD-12M-19	0.472	12.0	1000
PSD-14M-01	PSD-14M-19	0.551	14.0	1000
PSD-18M-01	PSD-18M-19	0.709	18.0	1000

CBPSW Series
Push Spacers

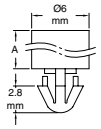

Style 1

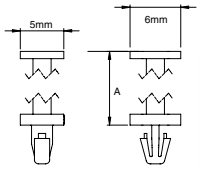

Style 2

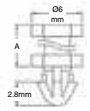

Style 3

Snap Lock:
3.5mm
Panel Thickness:
1.2 - 1.7mm

Specifications:
- Material: UL94 V-2 Nylon 6/6
- Color: Natural

Item No.	A		Style	Bulk Pack Qty
	in	mm		
CBPSW005A	0.118	3.0	1	2000
CBPSW010A	0.138	3.5	1	2000
CBPSW015A	0.157	4.0	1	2000
CBPSW020A	0.177	4.5	2	2000
CBPSW025A	0.197	5.0	3	2000
CBPSW030A	0.217	5.5	2	2000
CBPSW035A	0.236	6.0	2	2000
CBPSW040A	0.256	6.5	2	2000
CBPSW045A	0.276	7.0	2	2000
CBPSW050A	0.531	13.5	2	2000
CBPSW055A	1.024	26.0	2	2000

CBSS Series
Circuit Board Stacking Spacer

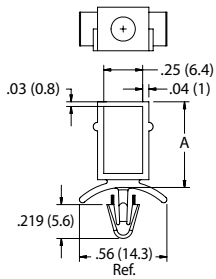

Top Hole: Ø.156 (4)

Bottom Hole:
Snap-lock: .156 (4)
Panel Thickness:
.031 - .078 (0.79 - 1.98)

Specifications:
- Material: Nylon 6/6
- Flame Class: See table
- Color: Natural

Features:
- Spacers snap together to stack any number of boards
- MB-1-156 mounting button caps off the stack; see page 130

Item No.		A		Bulk Pack Qty
UL94 V-2	UL94 V-0	in	mm	
CBSS-8-01	CBSS-8-19	0.43	10.9	1000
CBSS-10-01	CBSS-10-19	0.55	14.0	1000
CBSS-12-01	CBSS-12-19	0.68	17.3	1000
CBSS-14-01	CBSS-14-19	0.80	20.3	1000

LCBS-L Series
Screw Mount Locking Circuit Board Support

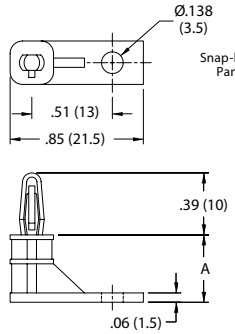

Top Hole:
Snap-lock: .126 (3.2)
Panel Thickness:
.062 (1.57)

Specifications:
- Material: UL94 V-2 Nylon 6/6
  - UL94 V-0 Available by special order
- Color: Natural

Features:
- Installs with #4 or M3 screw or rivet
- Offset style allows dense packaging

Item No.	A		Bulk Pack Qty
	in	mm	
LCBS-L-5-01	0.313	7.6	1000
LCBS-L-6-01	0.375	9.5	1000
LCBS-L-7-01	0.438	11.1	1000
LCBS-L-8-01	0.500	12.7	1000
LCBS-L-9-01	0.563	14.3	1000
LCBS-L-10-01	0.625	15.9	1000

tel | 800 847 0486 fax | 866 561 6617

SCREW MOUNT CIRCUIT BOARD SUPPORTS

TCBS Series
Self-Tapping Locking PCB Support

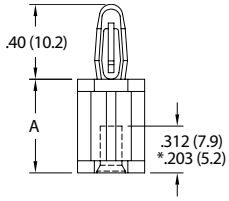

Specifications:
- Material: Nylon 6/6
- Flame Class: See table
- Color: Natural

#6 or M3.5 Self Tapping Screw

Item No.		A		Bulk Pack Qty
UL94 V-2	UL94 V-0	in	mm	
TCBS-4-01*	TCBS-4-19*	0.250	6.4	1000
TCBS-6-01	TCBS-6-19	0.375	9.5	1000
TCBS-8-01	TCBS-8-19	0.500	12.7	1000
TCBS-10-01	TCBS-10-19	0.625	15.9	1000
TCBS-12-01	TCBS-12-19	0.750	19.1	1000
TCBS-14-01	TCBS-14-19	0.875	22.2	1000
TCBS-16-01	TCBS-16-19	1.000	25.4	1000
TCBS-18-01	TCBS-18-19	1.125	28.6	1000
TCBS-20-01	TCBS-20-19	1.250	31.8	1000
TCBS-22.5-01	TCBS-22.5-19	1.416	35.7	1000

27FTP Series
Female Threaded Locking PCB Support

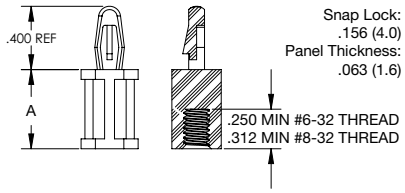

Specifications:
- Material: UL94 V-2 Nylon 6/6
  - UL94 V-0 Available by special order
- Color: Natural

NEW

#6-32 Screw Size

Item No.	A		Bulk Pack Qty
	in	mm	
27FTP00375A	0.375	9.53	1000
27FTP00500A	0.500	12.7	1000
27FTP00625A	0.625	15.88	500
27FTP00750A	0.750	19.05	1000
27FTP00875A	0.875	22.23	500

Item No.	A		Bulk Pack Qty
	in	mm	
27FTP01000A	1.000	25.4	500
27FTP01125A	1.125	28.58	1000
27FTP01250A	1.250	31.75	1000
27FTP01406A	1.406	35.71	1000

#8-32 Screw Size

Item No.	A		Bulk Pack Qty
	in	mm	
27FTP00250	0.250	6.35	1000
27FTP00375	0.375	9.53	1000
27FTP00500	0.500	12.7	1000
27FTP00625	0.625	15.88	500
27FTP00750	0.750	19.05	1000

Item No.	A		Bulk Pack Qty
	in	mm	
27FTP00875	0.875	22.23	500
27FTP01000	1.000	25.4	500
27FTP01125	1.125	28.58	1000
27FTP01250	1.250	31.75	1000
27FTP01406	1.406	35.71	1000

TCBN Series
Metric Female Threaded Locking PCB Support

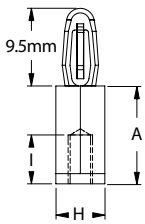

Specifications:
- Material: UL94 HB Nylon 6/6
- Color: Black

#M3 or M4 Screw Size

Item No.	Thread	A	H	I	Bulk Pack Qty
		mm	mm	mm	
TCBN-T1-M3-6-5	M3	5.0	6.0	3.0	500
TCBN-T1-M3-6-6	M3	6.0	6.0	4.0	500
TCBN-T1-M3-6-8	M3	8.0	6.0	6.0	500
TCBN-T1-M4-8-5	M4	5.0	8.0	3.0	500
TCBN-T1-M4-8-6	M4	6.0	8.0	4.0	500
TCBN-T1-M4-8-8	M4	8.0	8.0	6.0	500

LCCBS-TF Series
Female Threaded Locking PCB Support

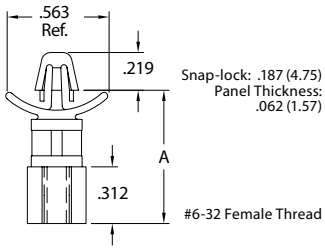

Specifications:
- Material: Nylon 6/6
- Flame Class: See table
- Color: Natural

#6 - 32 Screw Size

Item No.		A		Bulk Pack Qty
UL94 V-2	UL94 V-0	in	mm	
LCCBS-TF-9-01	LCCBS-TF-9-19	0.534	13.6	1000
LCCBS-TF-10-01	LCCBS-TF-10-19	0.672	17.1	1000
LCCBS-TF-12-01	LCCBS-TF-12-19	0.797	20.2	1000
LCCBS-TF-14-01	LCCBS-TF-14-19	0.922	23.4	1000
LCCBS-TF-16-01	LCCBS-TF-16-19	1.047	25.4	1000

SCREW MOUNT CIRCUIT BOARD SUPPORTS

LCBS-TF Series
Female Threaded Locking PCB Support

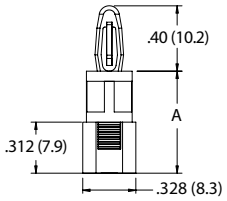

Snap-Lock:
.156 (4.0)
Panel Thickness:
.062 (1.6)

#6-32 Female Thread

Specifications:
- Material: UL94 V-2 Nylon 6/6
  - UL94 V-0 Available by special order
- Color: Natural

#6 - 32 Screw Size

Item No.	A		Bulk Pack Qty
	in	mm	
LCBS-TF-6-01	0.375	9.5	1000
LCBS-TF-8-01	0.500	12.7	1000
LCBS-TF-10-01	0.625	15.9	1000
LCBS-TF-12-01	0.750	19.1	1000
LCBS-TF-14-01	0.875	22.2	1000
LCBS-TF-16-01	1.000	25.4	1000

CBS-TF Series
Female Threaded Non-Locking PCB Support

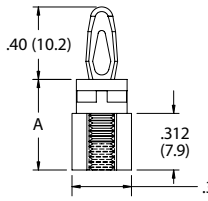

Snap Fit:
.156 (4.0)
Panel Thickness:
.062 (1.6)

#6-32 Female Thread

Specifications:
- Material: Nylon 6/6
- Flame Class: See table
- Color: Natural

#6 - 32 Screw Size

Item No.		A		Bulk Pack Qty
UL94 V-2	UL94 V-0	in	mm	
CBS-TF-6-01	CBS-TF-6-19	0.375	9.5	1000
CBS-TF-8-01	CBS-TF-8-19	0.500	12.7	1000
CBS-TF-10-01	CBS-TF-10-19	0.625	15.9	1000
CBS-TF-12-01	CBS-TF-12-19	0.750	19.1	1000
CBS-TF-14-01	CBS-TF-14-19	0.875	22.2	1000
CBS-TF-16-01	CBS-TF-16-19	1.000	25.4	1000

CBTFS Series
Metric Self-Tapping Locking PCB Support

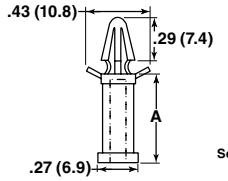

Snap Lock:
.157 (4.0)
Panel Thickness:
.047–.067 (1.2–1.7)

For M3
Self-Tapped Screw

Specifications:
- Material: UL94 V-2 Nylon 6/6
- Color: Natural

M3 Self Tapping Screw

Item No.	A		Bulk Pack Qty
	in	mm	
CBTFS005A	0.197	5.0	1000
CBTFS010A	0.250	6.4	1000
CBTFS015A	0.276	7.0	1000
CBTFS020A	0.394	10.0	1000
CBTFS025A	0.591	15.0	1000
CBTFS030A	0.787	20.0	1000
CBTFS035A	0.984	25.0	1000
CBTFS040A	1.181	30.0	1000
CBTFS045A	1.378	35.0	1000

SFCBS Series
Stud Fitting Locking PCB Support

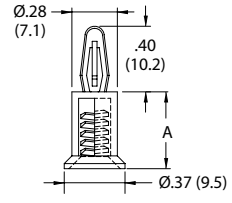

Snap-Lock:
.156 (4.0)
Panel Thickness:
.062 (1.6)

To fit a #8 (M4)
Screw or Stud

Specifications:
- Material: UL94 V-2 Nylon 6/6
  - UL94 V-0 Available by special order
- Color: Natural

#8 or M4 Screw Size

Item No.	A		Bulk Pack Qty
	in	mm	
SFCBS-M4-10M-01	0.390	9.9	1000
SFCBS-M4-12M-01	0.470	11.9	1000
SFCBS-M4-14M-01	0.550	14.0	1000
SFCBS-M4-16M-01	0.630	16.0	1000
SFCBS-M4-18M-01	0.710	18.0	1000
SFCBS-M4-20M-01	0.790	20.1	1000

tel | 800 847 0486 fax | 866 561 6617

SCREW MOUNT & THREADED CIRCUIT BOARD SUPPORTS

TEHCBS Series
Edge Holding Self-Tapping Locking PCB Support

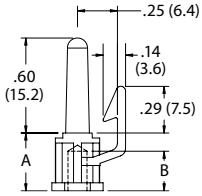

Snap Fit:
.156 (4.0)
Panel Thickness:
.062 (1.6)

For #6 (M3.5)
Self-Tapping
Screw

Specifications:
- Material: UL94 V-2 Nylon 6/6
  - UL94 V-0 Available by special order
- Color: Natural

#6 or M3.5 Self Tapping Screw

Item No.	A		B		Bulk Pack Qty
	in	mm	in	mm	
TEHCBS-4-01	0.250	6.4	0.25	6.4	1000
TEHCBS-5-01	0.313	7.9	0.20	5.1	1000
TEHCBS-6-01	0.375	9.5	0.25	6.4	1000
TEHCBS-8-01	0.500	12.7	0.25	6.4	1000
TEHCBS-10-01	0.625	15.9	0.25	6.4	1000
TEHCBS-12-01	0.750	19.1	0.25	6.4	1000
TEHCBS-14-01	0.875	22.2	0.25	6.4	1000
TEHCBS-16-01	1.000	25.4	0.25	6.4	1000

LCBS-TM Series
Male Threaded Locking PCB Support

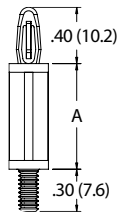

Snap-Lock:
.156 (4.0)
Panel Thickness:
.062 (1.6)

#6-32 Thread

Specifications:
- Material: Nylon 6/6
- Flame Class: See Table
- Color: Natural

#6-32 Thread Size

Item No.		A		Bulk Pack Qty
UL94 V-2	UL94 V-0	in	mm	
LCBS-TM-4-01	LCBS-TM-4-19	0.250	6.4	1000
LCBS-TM-6-01	LCBS-TM-6-19	0.375	9.5	1000
LCBS-TM-8-01	LCBS-TM-8-19	0.500	12.7	1000
LCBS-TM-10-01	LCBS-TM-10-19	0.625	15.9	1000
LCBS-TM-12-01	LCBS-TM-12-19	0.750	19.1	1000
LCBS-TM-14-01	LCBS-TM-14-19	0.875	22.2	1000
LCBS-TM-16-01	LCBS-TM-16-19	1.000	25.4	1000

SCBSM Series
Mini Male Threaded Locking PCB Support

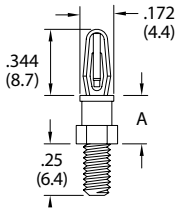

Snap-Lock:
.125 (3.2)
Panel Thickness:
.062 (1.6)

#6-32 Thread

Specifications:
- Material: UL94 V-2 Nylon 6/6
  - UL94 V-0 Available by special order
- Color: Natural

#6-32 Thread Size

Item No.	A		Bulk Pack Qty
	in	mm	
SCBSM-632-2-01	0.125	3.2	1000
SCBSM-632-3-01	0.188	4.8	1000
SCBSM-632-4-01	0.250	6.4	1000
SCBSM-632-5-01	0.313	7.9	1000
SCBSM-632-6-01	0.375	9.5	1000
SCBSM-632-7-01	0.438	11.1	1000
SCBSM-632-8-01	0.500	12.7	1000
SCBSM-632-9-01	0.563	14.3	1000
SCBSM-632-10-01	0.625	15.9	1000

SCBS/27LMTP Series
Male Threaded Locking PCB Support

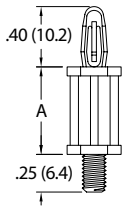

Snap-Lock.
.156 (4.0)
Panel Thickness:
.062 (1.6)
27MLMTP: .070 (1.8)

#8-32 Thread

LINE EXTENSION

Specifications:
- Material: UL94 V-2 Nylon 6/6
  - UL94 V-0 Available by special order
- Color: Natural

#8-32 Thread Size

Item No.	A		Bulk Pack Qty
	in	mm	
SCBS-4-01	0.250	6.4	1000
SCBS-6-01	0.375	9.5	1000
SCBS-8-01	0.500	12.7	1000
SCBS-10-01	0.625	15.9	1000
SCBS-12-01	0.750	19.1	1000
SCBS-14-01	0.875	22.2	1000
SCBS-16-01	1.000	25.4	1000
SCBS-18-01	1.125	28.6	1000
SCBS-22.5-01	1.406	35.7	1000
• 27LMTP01500	1.500	38.1	1000

THREADED CIRCUIT BOARD SUPPORTS

SCBSST Series
Male Self-Threading Locking PCB Support

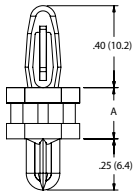

Snap-lock:
.156 (4)
Panel Thickness:
.062 (1.57)

Self-Thread into a #8 or M4
Threaded Hole or Nut
Panel Thickness: 063 (1.6)
Minimum Engagement

Specifications:
- Material: UL94 V-2 Nylon 6/6
  - UL94 V-0 Available by special order
- Color: Natural

Features:
- The threaded hole acts as a die and threads the bottom end when screwed in
- Can be used in either a #8 or M4 threaded hole
- Easily installed by hand with minimal force

#8 or M4 Thread

Item No.	A		Bulk Pack Qty
	in	mm	
SCBSST-4-01	0.250	6.4	1000
SCBSST-6-01	0.375	9.5	1000
SCBSST-8-01	0.500	12.7	1000
SCBSST-10-01	0.625	15.9	1000
SCBSST-12-01	0.750	19.1	1000
SCBSST-14-01	0.875	22.2	1000
SCBSST-16-01	1.000	25.4	1000
SCBSST-18-01	1.125	28.6	1000
SCBSST-22.5-01	1.406	35.7	1000

MSCBS/CBTMS/27MLMTP Series
Male Threaded Locking PCB Support

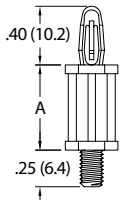

Snap-Lock:
.156 (4.0)
Panel Thickness:
.062 (1.6)

M4 Thread

Specifications:
- Material: UL94 V-2 Nylon 6/6
  - UL94 V-0 Available by special order
- Color: Natural

LINE EXTENSION

M4 Thread Size

Item No.	A		Bulk Pack Qty
	in	mm	
MSCBS-4-01	0.250	6.4	1000
MSCBS-6-01	0.375	9.5	1000
• 27MLMTP12	0.472	12.0	1000
MSCBS-8-01	0.500	12.7	1000
MSCBS-10-01	0.625	15.9	1000
MSCBS-12-01	0.750	19.1	1000
MSCBS-14-01	0.875	22.2	1000
CBTMS030A	0.937	23.8	1000
MSCBS-16-01	1.000	25.4	1000
MSCBS-18-01	1.125	28.6	1000
MSCBS-22.5-01	1.406	35.7	1000
• 27MLMTP45	1.772	45.0	1000
• 27MLMTP50	1.969	50.0	1000

CBS-TM Series
Male Threaded Non-Locking PCB Support

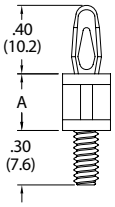

Snap-fit:
.156 (4)
Panel Thickness:
.062 (1.57)

#6-32 Thread

Specifications:
- Material: Nylon 6/6
- Flame Class: See table
- Color: Natural

#6-32 Thread Size

Item No.		A		Bulk Pack Qty
UL94 V-2	UL94 V-0	in	mm	
CBS-TM-4-01	CBS-TM-4-19	0.250	6.4	1000
CBS-TM-6-01	CBS-TM-6-19	0.375	9.5	1000
CBS-TM-8-01	CBS-TM-8-19	0.500	12.7	1000
CBS-TM-10-01	CBS-TM-10-19	0.625	15.9	1000
CBS-TM-12-01	CBS-TM-12-19	0.750	19.1	1000
CBS-TM-14-01	CBS-TM-14-19	0.875	22.2	1000
CBS-TM-16-01	CBS-TM-16-19	1.000	25.4	1000
CBS-TM-18-01	CBS-TM-18-19	1.125	28.6	1000
CBS-TM-20-01	CBS-TM-20-19	1.250	31.8	1000
CBS-TM-22-01	CBS-TM-22-19	1.375	34.9	1000
CBS-TM-24-01	CBS-TM-24-19	1.500	38.1	1000

27MTP/HMSP-TM Series
Male Threaded Non-Locking PCB Support

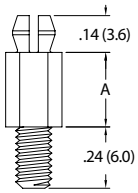

Snap-Fit:
.152 (3.9)
Panel Thickness:
.062 (1.6)

#6-32 Thread

Specifications:
- Material: UL94 V-2 Nylon 6/6
  - UL94 V-0 Available by special order
- Color: Natural

NEW

#6-32 Thread Size

Item No.	A		Bulk Pack Qty
	in	mm	
27MTP00125	0.125	3.1	1000
27MTP00187	0.188	4.8	1000
27MTP00250	0.250	6.4	1000
27MTP00375	0.375	9.5	1000
27MTP00395	0.395	10.0	1000
27MTP00500	0.500	12.7	1000
27MTP00625	0.625	15.9	1000
27MTP00750	0.750	19.1	1000
27MTP00875	0.875	22.2	1000

tel | 800 847 0486 fax | 866 561 6617

MSPMST Series
Micro Self-Threading Non-Locking PCB Support



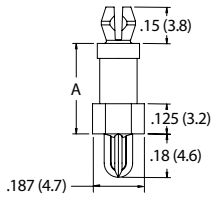

Specifications:
- Material: UL94 V-2 Nylon 6/6
  - UL94 V-0 Available by special order
- Color: Natural

Features:
- The threaded hole acts as a die and threads the bottom end when screwed in
- Can be used in either a #4 or M3 threaded hole
- Easily Installed by hand with mInimal force

#4 or M3 Thread

Item No.	A		Bulk Pack Qty
	in	mm	
MSPMST-2-01	0.125	3.2	1000
MSPMST-3-01	0.188	4.8	1000
MSPMST-4-01	0.250	6.4	1000
MSPMST-5-01	0.313	7.9	1000
MSPMST-6-01	0.375	9.5	1000
MSPMST-7-01	0.438	11.1	1000
MSPMST-8-01	0.500	12.7	1000
MSPMST-9-01	0.563	14.3	1000
MSPMST-10-01	0.625	15.9	1000

SCBST Series
Male Threaded Locking PCB Support

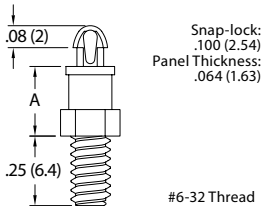

Specifications:
- Material: UL94 V-2 Nylon 6/6
  - UL94 V-0 Available by special order
- Color: Natural

#6-32 Thread Size

Item No.	A		Bulk Pack Qty
	in	mm	
SCBST-2-01	0.125	3.2	1000
SCBST-3-01	0.188	4.8	1000
SCBST-4-01	0.250	6.4	1000
SCBST-5-01	0.313	7.9	1000
SCBST-6-01	0.375	9.5	1000

Item No.	A		Bulk Pack Qty
	in	mm	
SCBST-7-01	0.438	11.1	1000
SCBST-8-01	0.500	12.7	1000
SCBST-9-01	0.563	14.3	1000
SCBST-10-01	0.625	15.9	1000

SCBSB Series
Adhesive Mount Male Threaded PCB Support



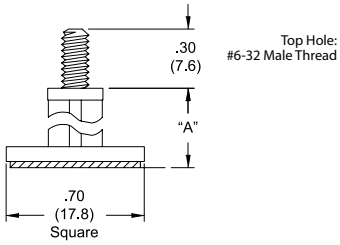

Specifications:
- Material: UL94 V-2 Nylon 6/6
  - UL94 V-0 Available by special order
- Color: Natural

#6-32 Thread Size

Item No.	A		Bulk Pack Qty
	in	mm	
SCBSB-4-01A-RT	0.250	6.4	1000
SCBSB-6-01A-RT	0.375	9.5	1000
SCBSB-8-01A-RT	0.500	12.7	1000
SCBSB-10-01A-RT	0.625	15.9	1000
SCBSB-12-01A-RT	0.750	19.1	1000
SCBSB-14-01A-RT	0.875	22.2	1000
SCBSB-16-01A-RT	1.000	25.4	1000
SCBSB-18-01A-RT	1.125	28.6	1000

TCEHCBS Series
Screw Mount Corner Edge Holding PCB Support

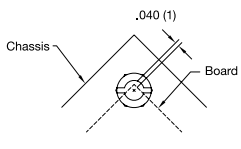

Corner Mount

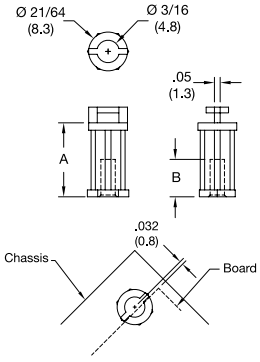

Edge Mount

Specifications:
- Material: UL94 V-2 Nylon 6/6
  - UL94 V-0 Available by special order

Color: Natural

Features:
- Requires no slots or holes on board for maximum packaging density
- Can be mounted to the corner or the edge of the board
- Mounts with a metal #6 self-tapping screw
- Top panel thickness: 0.062 (1.6)

#6 or M3.5 Self Tapping Screw

Item No.	A		B		Bulk Pack Qty
	in	mm	in	mm	
TCEHCBS-4-01	0.250	6.4	13/64	5.2	1000
TCEHCBS-6-01	0.375	9.5	5/16	7.9	1000
TCEHCBS-8-01	0.500	12.7	5/16	7.9	1000
TCEHCBS-10-01	0.625	15.9	5/16	7.9	1000
TCEHCBS-12-01	0.750	19.1	5/16	7.9	1000
TCEHCBS-14-01	0.875	22.2	5/16	7.9	1000

THREADED CIRCUIT BOARD SUPPORTS

SRSCBS Series
Snap Rivet Mount Threaded Male PCB Support

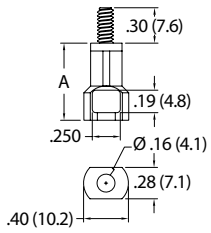

Specifications:
- Material: UL94 V-2 Nylon 6/6
  - UL94 V-0 Available by special order

Color: Natural

Features:
- Designed to mount easily on chassis with plastic SR rivet sold separately. See Rivet Table
- Allows mounting to a range of panel thicknesses; up to 0.341 thick
- Button head on rivet for minimal protrusion on chassis underside

#6-32 Thread Size

Item No.	A		Bulk Pack Qty
	in	mm	
SRSCBS-6-01	0.375	9.5	1000
SRSCBS-7-01	0.438	11.1	1000
SRSCBS-8-01	0.500	12.7	1000
SRSCBS-10-01	0.625	15.9	1000
SRSCBS-12-01	0.750	19.1	1000
SRSCBS-14-01	0.875	22.2	1000
SRSCBS-16-01	1.000	25.4	1000

Rivet Table		
Use Rivet Item No.	For Chassis Thickness	
	in	mm
SR-4050	0.026 - 0.062	0.7 - 1.6
SR-4060	0.062 - 0.105	1.5 - 2.7
SR-4070	0.105 - 0.145	2.7 - 3.7
SR-4080	0.145 - 0.184	3.7 - 4.7
SR-4090	0.184 - 0.223	4.7 - 5.7
SR-4100	0.223 - 0.263	5.7 - 6.7
SR-4120	0.282 - 0.341	7.2 - 8.7

CBS-TFM Series
Threaded Female and Male PCB Support

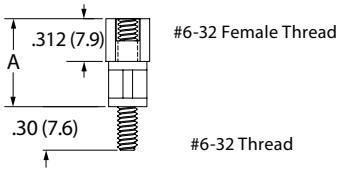

Specifications:
- Material: Nylon 6/6
- Flame Class: See table
- Color: Natural

#6-32 Thread Size

Item No.		A		Bulk Pack Qty
UL94 V-2	UL94 V-0	in	mm	
CBS-TFM-6-01	CBS-TFM-6-19	0.375	9.5	1000
CBS-TFM-8-01	CBS-TFM-8-19	0.500	12.7	1000
CBS-TFM-10-01	CBS-TFM-10-19	0.625	15.9	1000
CBS-TFM-12-01	CBS-TFM-12-19	0.750	19.1	1000
CBS-TFM-14-01	CBS-TFM-14-19	0.875	22.2	1000
CBS-TFM-16-01	CBS-TFM-16-19	1.000	25.4	1000

HTSN-2 Series
Metric Male Female Threaded Standoff

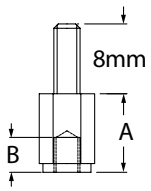

Specifications:
- Material: UL94 HB Heat Stabilized Nylon 6/6
- Color: Black

#M3 or M4 Thread Size

Item No.	Thread	A		B		Across Flats		Bulk Pack Qty
		in	mm	in	mm	in	mm	
HTSN-M3-6-6-2	M3	0.236	6.0	0.138	3.5	0.236	6.0	500
HTSN-M3-8-6-2	M3	0.315	8.0	0.197	5.0	0.236	6.0	500
HTSN-M3-10-6-2	M3	0.394	10.0	0.315	8.0	0.236	6.0	500
HTSN-M4-6-8-2	M4	0.236	6.0	0.138	3.5	0.315	8.0	500
HTSN-M4-8-8-2	M4	0.315	8.0	0.197	5.0	0.315	8.0	500
HTSN-M4-10-8-2	M4	0.394	10.0	0.315	8.0	0.315	8.0	500

tel | 800 847 0486 fax | 866 561 6617

MALE FEMALE THREADED STANDOFFS

36MF/MFTS/CBMFTS Series
Male Female Threaded Standoff

LINE EXTENSION



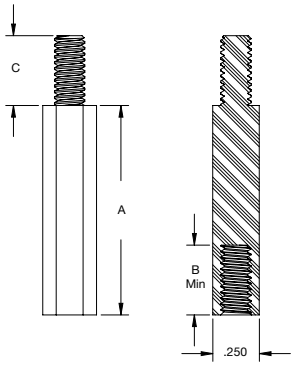

Specifications:
- Material: UL94 V-2 Nylon 6/6
- Color: Natural

	Item No.	Thread	A		B		C		Bulk Pack
			in	mm	in	mm	in	mm	Qty
•	36440MF025	#4-40	0.250	6.4	0.188	4.8	0.188	4.8	1000
	CBMFTS010A	#4-40	0.276	7.0	0.190	4.8	0.190	4.8	1000
•	36440MF031	#4-40	0.313	7.9	0.188	4.8	0.188	4.8	1000
•	36440MF037	#4-40	0.375	9.5	0.188	4.8	0.188	4.8	1000
•	36440MF050	#4-40	0.500	12.7	0.188	4.8	0.188	4.8	1000
•	36440MF060	#4-40	0.600	15.2	0.188	4.8	0.188	4.8	1000
•	36440MF062	#4-40	0.625	15.9	0.188	4.8	0.188	4.8	1000
•	36440MF075	#4-40	0.750	19.1	0.188	4.8	0.188	4.8	1000
•	36440MF087	#4-40	0.875	22.2	0.188	4.8	0.188	4.8	500
•	36440MF100	#4-40	1.000	25.4	0.188	4.8	0.188	4.8	500
•	36440MF112	#4-40	1.125	28.6	0.188	4.8	0.188	4.8	1000
•	36440MF125	#4-40	1.250	31.8	0.188	4.8	0.188	4.8	500
•	36440MF137	#4-40	1.375	34.9	0.188	4.8	0.188	4.8	1000
•	36440MF150	#4-40	1.500	38.1	0.188	4.8	0.188	4.8	1000
•	36440MF162	#4-40	1.625	41.3	0.188	4.8	0.188	4.8	1000
•	36440MF175	#4-40	1.750	44.5	0.188	4.8	0.188	4.8	500
•	36440MF200	#4-40	2.000	50.8	0.188	4.8	0.188	4.8	1000
	CBMFTS105A	#6-32	0.197	5.0	0.118	3.0	0.236	6.0	1000
	CBMFTS110A	#6-32	0.217	5.5	0.138	3.5	0.236	6.0	1000
	CBMFTS115A	#6-32	0.236	6.0	0.157	4.0	0.236	6.0	1000
•	36632MF025	#6-32	0.250	6.4	0.188	4.8	0.250	6.4	1000
•	36632MF026	#6-32	0.266	6.8	0.203	5.2	0.250	6.4	1000
	MFTS6-5-48	#6-32	0.313	7.9	0.220	5.6	0.250	6.4	1000
	CBMFTS125A	#6-32	0.315	8.0	0.236	6.0	0.236	6.0	1000
	CBMFTS130A	#6-32	0.354	9.0	0.236	6.0	0.236	6.0	1000
•	36632MF037	#6-32	0.375	9.5	0.250	6.4	0.250	6.4	1000
	CBMFTS135A	#6-32	0.394	10.0	0.236	6.0	0.236	6.0	1000
	CBMFTS140A	#6-32	0.433	11.0	0.236	6.0	0.236	6.0	1000
	MFTS6-7-48	#6-32	0.438	11.1	0.250	6.4	0.250	6.4	1000
•	36632MF050	#6-32	0.500	12.7	0.250	6.4	0.250	6.4	500
•	36632MF056	#6-32	0.563	14.3	0.250	6.4	0.250	6.4	1000
•	36632MF062	#6-32	0.625	15.9	0.250	6.4	0.250	6.4	500
	MFTS6-11-48	#6-32	0.688	17.5	0.250	6.4	0.250	6.4	1000
•	36632MF075	#6-32	0.750	19.1	0.250	6.4	0.250	6.4	500
•	36632MF087	#6-32	0.875	22.2	0.250	6.4	0.250	6.4	500
•	36632MF093	#6-32	0.938	23.8	0.250	6.4	0.250	6.4	500
•	36632MF100	#6-32	1.000	25.4	0.250	6.4	0.250	6.4	500
•	36632MF112	#6-32	1.125	28.6	0.250	6.4	0.250	6.4	1000
•	36632MF125	#6-32	1.250	31.8	0.250	6.4	0.250	6.4	500
•	36632MF131	#6-32	1.313	33.4	0.250	6.4	0.250	6.4	500
•	36632MF137	#6-32	1.375	34.9	0.250	6.4	0.250	6.4	1000
•	36632MF150	#6-32	1.500	38.1	0.250	6.4	0.250	6.4	1000
•	36632MF162	#6-32	1.625	41.3	0.250	6.4	0.250	6.4	500
•	36632MF175	#6-32	1.750	44.5	0.250	6.4	0.250	6.4	1000
•	36632MF200	#6-32	2.000	50.8	0.250	6.4	0.250	6.4	1000
•	36832MF025	#8-32	0.250	6.4	0.200	5.1	0.375	9.5	1000
•	36832MF037	#8-32	0.375	9.5	0.270	6.9	0.375	9.5	1000
•	36832MF050	#8-32	0.500	12.7	0.375	9.5	0.375	9.5	500
•	36832MF062	#8-32	0.625	15.9	0.375	9.5	0.375	9.5	1000
•	36832MF075	#8-32	0.750	19.1	0.375	9.5	0.375	9.5	500
•	36832MF086	#8-32	0.875	22.2	0.250	6.4	0.250	6.4	1000
•	36832MF087	#8-32	0.875	22.2	0.375	9.5	0.375	9.5	500
•	36832MF100	#8-32	1.000	25.4	0.375	9.5	0.375	9.5	500
•	36832MF112	#8-32	1.125	28.6	0.375	9.5	0.375	9.5	1000
•	36832MF125	#8-32	1.250	31.8	0.375	9.5	0.375	9.5	1000
•	36832MF137	#8-32	1.375	34.9	0.375	9.5	0.375	9.5	1000
•	36832MF150	#8-32	1.500	38.1	0.375	9.5	0.375	9.5	1000
•	36832MF162	#8-32	1.625	41.3	0.375	9.5	0.375	9.5	1000
•	36832MF175	#8-32	1.750	44.5	0.375	9.5	0.375	9.5	1000
•	36832MF200	#8-32	2.000	50.8	0.375	9.5	0.375	9.5	1000

MALE FEMALE THREADED STANDOFFFS

36MF/NTS/CBMFTS Series
Metric Male Female Threaded Standoff



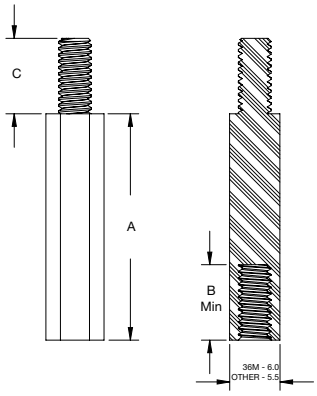

LINE EXTENSION

Specifications:
- Material: UL94 V-2 Nylon 6/6
- Color: Natural

	Item No.	Thread	A		B		C		Bulk Pack
			in	mm	in	mm	in	mm	Qty
	CBMFTS205A	M3 x 0.5	0.197	5.0	0.118	3.0	0.236	6.0	1000
•	36M30MF006	M3 x 0.5	0.236	6.0	0.157	4.0	0.187	4.8	1000
	NTS-7	M3 x 0.5	0.276	7.0	0.240	6.0	0.250	6.4	1000
	CBMFTS220A	M3 x 0.5	0.295	7.5	0.197	5.0	0.236	6.0	1000
•	36M30MF008	M3 x 0.5	0.315	8.0	0.187	4.8	0.187	4.8	1000
	CBMFTS230A	M3 x 0.5	0.354	9.0	0.236	6.0	0.236	6.0	1000
•	36M30MF010	M3 x 0.5	0.394	10.0	0.187	4.8	0.187	4.8	1000
	CBMFTS240A	M3 x 0.5	0.413	10.5	0.236	6.0	0.236	6.0	1000
•	36M30MF011	M3 x 0.5	0.433	11.0	0.187	4.8	0.187	4.8	1000
•	36M30MF012	M3 x 0.5	0.472	12.0	0.187	4.8	0.187	4.8	1000
	NTS-12	M3 x 0.5	0.500	12.7	0.390	9.9	0.250	6.4	1000
•	36M30MF013	M3 x 0.5	0.512	13.0	0.187	4.8	0.187	4.8	1000
•	36M30MF014	M3 x 0.5	0.551	14.0	0.187	4.8	0.187	4.8	1000
	CBMFTS270A	M3 x 0.5	0.590	15.0	0.236	6.0	0.236	6.0	1000
•	36M30MF016	M3 x 0.5	0.630	16.0	0.187	4.8	0.187	4.8	1000
	CBMFTS280A	M3 x 0.5	0.650	16.5	0.236	6.0	0.236	6.0	1000
	CBMFTS285A	M3 x 0.5	0.669	17.0	0.236	6.0	0.236	6.0	1000
	NTS-17.5	M3 x 0.5	0.690	17.5	0.390	9.9	0.236	6.0	1000
	CBMFTS290A	M3 x 0.5	0.709	18.0	0.236	6.0	0.236	6.0	1000
	CBMFTS295A	M3 x 0.5	0.728	18.5	0.236	6.0	0.236	6.0	1000
•	36M30MF019	M3 x 0.5	0.748	19.0	0.187	4.8	0.187	4.8	500
•	36M30MF020	M3 x 0.5	0.787	20.0	0.187	4.8	0.187	4.8	500
	CBFTS310A	M3 x 0.5	0.827	21.0	0.236	6.0	0.236	6.0	1000
•	36M30MF022	M3 x 0.5	0.866	22.0	0.187	4.8	0.187	4.8	1000
	CBMFTS320A	M3 x 0.5	0.965	24.5	0.236	6.0	0.236	6.0	1000
•	36M30MF025	M3 x 0.5	0.984	25.0	0.187	4.8	0.187	4.8	500
	CBMFTS330A	M3 x 0.5	1.063	27.0	0.236	6.0	0.236	6.0	500
	CBMFTS335A	M3 x 0.5	1.181	30.0	0.236	6.0	0.236	6.0	1000
	CBMFTS340A	M3 x 0.5	1.299	33.0	0.236	6.0	0.236	6.0	1000
	CBMFTS345A	M3 x 0.5	1.378	35.0	0.236	6.0	0.236	6.0	1000
•	36M35MF008	M3.5 x 0.6	0.315	8.0	0.236	6.0	0.250	6.4	1000
•	36M35MF010	M3.5 x 0.6	0.394	10.0	0.250	6.4	0.250	6.4	1000
•	36M35MF011	M3.5 x 0.6	0.433	11.0	0.250	6.4	0.250	6.4	1000
•	36M35MF012	M3.5 x 0.6	0.472	12.0	0.250	6.4	0.250	6.4	1000
•	36M35MF013	M3.5 x 0.6	0.512	13.0	0.250	6.4	0.250	6.4	1000
•	36M35MF014	M3.5 x 0.6	0.551	14.0	0.250	6.4	0.250	6.4	1000
•	36M35MF016	M3.5 x 0.6	0.630	16.0	0.250	6.4	0.250	6.4	1000
•	36M35MF019	M3.5 x 0.6	0.748	19.0	0.250	6.4	0.250	6.4	1000
•	36M35MF020	M3.5 x 0.6	0.787	20.0	0.250	6.4	0.250	6.4	1000
•	36M35MF022	M3.5 x 0.6	0.866	22.0	0.250	6.4	0.250	6.4	1000
•	36M35MF025	M3.5 x 0.6	0.984	25.0	0.250	6.4	0.250	6.4	1000
•	36M40MF010	M4 x 0.7	0.394	10.0	0.250	6.4	0.315	8.0	1000
•	36M40MF011	M4 x 0.7	0.433	11.0	0.375	9.5	0.354	9.0	1000
•	36M40MF012	M4 x 0.7	0.472	12.0	0.375	9.5	0.375	9.5	1000
•	36M40MF013	M4 x 0.7	0.512	13.0	0.375	9.5	0.375	9.5	1000
•	36M40MF014	M4 x 0.7	0.551	14.0	0.375	9.5	0.375	9.5	1000
•	36M40MF015	M4 x 0.7	0.590	15.0	0.375	9.5	0.375	9.5	1000
•	36M40MF016	M4 x 0.7	0.630	16.0	0.375	9.5	0.375	9.5	1000
•	36M40MF018	M4 x 0.7	0.709	18.0	0.375	9.5	0.375	9.5	1000
•	36M40MF019	M4 X 0.7	0.748	19.0	0.375	9.5	0.375	9.5	500
•	36M40MF020	M4 X 0.7	0.787	20.0	0.375	9.5	0.375	9.5	1000
•	36M40MF022	M4 X 0.7	0.866	22.0	0.375	9.5	0.375	9.5	500
•	36M40MF025	M4 X 0.7	0.984	25.0	0.375	9.5	0.375	9.5	1000
	NTS-37	M4 X 0.7	1.160	37.7	0.345	8.0	0.220	5.6	200

tel | 800 847 0486 fax | 866 561 6617

MALE AND FEMALE THREADED STANDOFFS

CBS-TMM Series
Male/Male Threaded Standoff

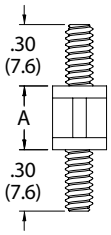

Specifications:
- Material: UL94 V-2 Nylon 6/6
  - UL94 V-0 Available by special order
- Color: Natural

#6-32 Thread Size

Item No.	A		Bulk Pack Qty
	in	mm	
CBS-TMM-2-01	0.125	3.2	1000
CBS-TMM-4-01	0.250	6.4	1000
CBS-TMM-6-01	0.375	9.5	1000
CBS-TMM-8-01	0.500	12.7	1000
CBS-TMM-10-01	0.625	15.9	1000
CBS-TMM-12-01	0.750	19.1	1000
CBS-TMM-14-01	0.875	22.2	1000
CBS-TMM-16-01	1.000	25.4	1000

HTSN-3 Series
Metric Male/Male Threaded Standoff

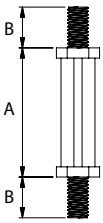

Specifications:
- Material: UL94 HB Heat Stabilized Nylon 6/6
- Flame Class:
- Color: Black

M3 or M4 Thread Size

Item No.	Thread	A		B		Across Flats		Bulk Pack Qty
		in	mm	in	mm	in	mm	
HTSN-M3-6-3	M3	0.236	6.0	0.236	6.0	0.236	6.0	500
HTSN-M3-8-3	M3	0.315	8.0	0.236	6.0	0.236	6.0	500
HTSN-M3-10-3	M3	0.394	10.0	0.236	6.0	0.236	6.0	500
HTSN-M4-6-3	M4	0.236	6.0	0.252	6.4	0.236	6.0	500
HTSN-M4-8-3	M4	0.315	8.0	0.252	6.4	0.240	6.1	500
HTSN-M4-10-3	M4	0.394	10.0	0.236	6.4	0.236	6.0	500

TN Series
Low Voltage Insulating Standoffs

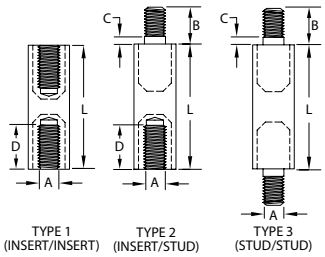

Thread Size	A	B	C	D
#6-32	0.250	0.250	0.063	0.172
#8-32	0.375	0.250	0.063	0.188
#10-24	0.500	0.281	0.094	0.188
1/4-20	0.625	0.875	0.125	0.328

Specifications:
- Spacer Material: UL94 V-2 Nylon 6/6
- Insert Material: Brass
- Color: Natural

Features:
- Voltage breakdown:
  >45,000 volts (>360 Volts/Mil) per ASTM-D-149-97A
- Lightweight insulation of nylon combined with the strength of the brass inserts

#6-32 Thread Size

Item No.			L		Bulk Pack Qty
Type 1	Type 2	Type 3	in	mm	
TN4-12-632-1	TN4-12-632-2	TN4-12-632-3	0.750	19.1	100
TN4-16-632-1	TN4-16-632-2	TN4-16-632-3	1.000	25.4	100
TN4-20-632-1	TN4-20-632-2	TN4-20-632-3	1.250	31.8	100

Item No.			L		Bulk Pack Qty
Type 1	Type 2	Type 3	in	mm	
TN4-24-632-1	TN4-24-632-2	TN4-24-632-3	1.500	38.1	100
TN4-28-632-1	TN4-28-632-2	TN4-28-632-3	1.750	44.5	100
TN4-32-632-1	TN4-32-632-2	TN4-32-632-3	2.000	50.8	100

#8-32 Thread Size

Item No.			L		Bulk Pack Qty
Type 1	Type 2	Type 3	in	mm	
TN6-16-832-1	TN6-16-832-2	TN6-16-832-3	1.000	25.4	100
TN6-20-832-1	TN6-20-832-2	TN6-20-832-3	1.250	31.8	100
TN6-24-832-1	TN6-24-832-2	TN6-24-832-3	1.500	38.1	100
TN6-40-832-1	TN6-40-832-2	TN6-40-832-3	2.500	63.5	100

Item No.			L		Bulk Pack Qty
Type 1	Type 2	Type 3	in	mm	
TN6-28-832-1	TN6-28-832-2	TN6-28-832-3	1.750	44.5	100
TN6-32-832-1	TN6-32-832-2	TN6-32-832-3	2.000	50.8	100
TN6-36-832-1	TN6-36-832-2	TN6-36-832-3	2.250	57.2	100

#10-24 Thread Size

Item No.			L		Bulk Pack Qty
Type 1	Type 2	Type 3	in	mm	
TN8-14-1024-1	TN8-14-1024-2	TN8-14-1024-3	0.875	22.2	100
TN8-20-1024-1	TN8-20-1024-2	TN8-20-1024-3	1.250	31.8	100
TN8-24-1024-1	TN8-24-1024-2	TN8-24-1024-3	1.500	38.1	100
TN8-28-1024-1	TN8-28-1024-2	TN8-28-1024-3	1.750	44.5	100

Item No.			L		Bulk Pack Qty
Type 1	Type 2	Type 3	in	mm	
TN8-32-1024-1	TN8-32-1024-2	TN8-32-1024-3	2.000	50.8	100
TN8-36-1024-1	TN8-36-1024-2	TN8-36-1024-3	2.250	57.2	100
TN8-40-1024-1	TN8-40-1024-2	TN8-40-1024-3	2.500	63.5	100

1/4-20 Thread Size

Item No.			L		Bulk Pack Qty
Type 1	Type 2	Type 3	in	mm	
TN10-20-1/420-1	TN10-20-1/420-2	TN10-20-1/420-3	1.250	31.8	100
TN10-24-1/420-1	TN10-24-1/420-2	TN10-24-1/420-3	1.500	38.1	100
TN10-28-1/420-1	TN10-28-1/420-2	TN10-28-1/420-3	1.750	44.5	100

Item No.			L		Bulk Pack Qty
Type 1	Type 2	Type 3	in	mm	
TN10-32-1/420-1	TN10-32-1/420-2	TN10-32-1/420-3	2.000	50.8	100
TN10-36-1/420-1	TN10-36-1/420-2	TN10-36-1/420-3	2.250	57.2	100
TN10-40-1/420-1	TN10-40-1/420-2	TN10-40-1/420-3	2.500	63.5	100

MALE AND FEMALE THREADED STANDOFFS

TNM Series
Round Metric Low Voltage Insulating Srandoffs

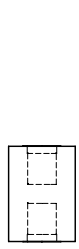

Style 1
(Insert/Insert)

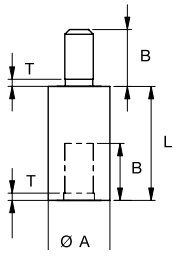

Style 2
(Insert/Stud)



Style 3
(Stud/Stud)

Specifications:
- Spacer Material: UL94 V-2 Nylon 6/6
- Insert Material: Brass
- Color: Natural

Features:
- Voltage Breakdown > 45,000 volts (>360 Volts/Mil) per ASTM-D-149-97A
- For use where high mechanical strength is required
- Provides sturdy, insulated spacing for high power electronic applications

Item No.	Thread	Style	L mm	A mm	B mm	T mm	Bulk Pack Qty
TNM2-6.5-14-1	M2	1	14.0	6.5	6.0	0.06	100
TNM2-6.5-14-2	M2	2	14.0	6.5	6.0	0.06	100
TNM2-6.5-14-3	M2	3	14.0	6.5	6.0	0.06	100
TNM2.5-6.5-10-1	M2.5	1	10.0	6.5	6.0	0.68	100
TNM2.5-6.5-10-2	M2.5	2	10.0	6.5	6.0	0.68	100
TNM2.5-6.5-10-3	M2.5	3	10.0	6.5	6.0	0.68	100
TNM3-6.5-10-1	M3	1	10.0	6.5	6.0	0.75	100
TNM3-6.5-10-2	M3	2	10.0	6.5	6.0	0.75	100
TNM3-6.5-10-3	M3	3	10.0	6.5	6.0	0.75	100
TNM3-6.5-13-1	M3	1	13.0	6.5	6.0	0.75	100
TNM3-6.5-13-2	M3	2	13.0	6.5	6.0	0.75	100
TNM3-6.5-13-3	M3	3	13.0	6.5	6.0	0.75	100
TNM3-8-14-1	M3	1	14.0	8.0	6.0	0.75	100
TNM3-8-14-2	M3	2	14.0	8.0	6.0	0.75	100
TNM3-8-14-3	M3	3	14.0	8.0	6.0	0.75	100

Item No.	Thread	Style	L mm	A mm	B mm	T mm	Bulk Pack Qty
TNM3-6.5-25-1	M3	1	25.0	6.5	6.0	0.75	100
TNM3-6.5-25-2	M3	2	25.0	6.5	6.0	0.75	100
TNM3-6.5-25-3	M3	3	25.0	6.5	6.0	0.75	100
TNM3-6.5-75-1	M3	1	75.0	6.5	6.0	0.75	100
TNM3-6.5-75-2	M3	2	75.0	6.5	6.0	0.75	100
TNM3-6.5-75-3	M3	3	75.0	6.5	6.0	0.75	100
TNM4-8-12.7-1	M4	1	12.7	8.0	6.0	1.05	100
TNM4-8-12.7-2	M4	2	12.7	8.0	6.0	1.05	100
TNM4-8-12.7-3	M4	3	12.7	8.0	6.0	1.05	100
TNM4-9.5-25-1	M4	1	25.0	9.5	10.0	1.05	100
TNM4-9.5-25-2	M4	2	25.0	9.5	10.0	1.05	100
TNM4-9.5-25-3	M4	3	25.0	9.5	10.0	1.05	100
TNM4-9.5-57-1	M4	1	57.0	9.5	10.0	1.05	100
TNM4-9.5-57-2	M4	2	57.0	9.5	10.0	1.05	100
TNM4-9.5-57-3	M4	3	57.0	9.5	10.0	1.05	100

HSM Series
Hex Metric Hex Low Voltage Insulating Standoffs

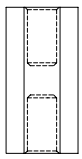

Style 1
(Insert/Insert)

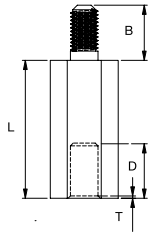

Style 2
(Insert/Stud)

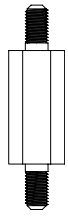

Style 3
(Stud/Stud)

Specifications:
- Spacer Material: UL94 V-2 Nylon 6/6
- Insert Material: Brass
- Color: Natural

Features:
- Voltage Breakdown > 45,000 volts (>360 Volts/Mil) per ASTM-D-149-97A
- For use where high mechanical strength is required
- Provides sturdy, insulated spacing for high power electronic applications

Item No.	Thread	Style	L mm	Across Flats mm	B mm	D mm	T mm	Bulk Pack Qty
HSM3-6.4-15-1	M3	1	15.0	6.4	6.0	6.0	0.75	100
HSM3-6.4-15-2	M3	2	15.0	6.4	6.0	6.0	0.75	100
HSM3-6.4-15-3	M3	3	15.0	6.4	6.0	6.0	0.75	100
HSM3-6.4-20-1	M3	1	20.0	6.4	6.0	6.0	0.75	100
HSM3-6.4-20-2	M3	2	20.0	6.4	6.0	6.0	0.75	100
HSM3-6.4-20-3	M3	3	20.0	6.4	6.0	6.0	0.75	100
HSM3-6.4-25-1	M3	1	25.0	6.4	6.0	6.0	0.75	100
HSM3-6.4-25-2	M3	2	25.0	6.4	6.0	6.0	0.75	100
HSM3-6.4-30-1	M3	1	30.0	6.4	6.0	6.0	0.75	100
HSM3-6.4-30-2	M3	2	30.0	6.4	6.0	6.0	0.75	100
HSM3-6.4-30-3	M3	3	30.0	6.4	6.0	6.0	0.75	100
HSM3-6.4-32-1	M3	1	32.0	6.4	6.0	6.0	0.75	100
HSM3-6.4-32-2	M3	2	32.0	6.4	6.0	6.0	0.75	100
HSM3-6.4-32-3	M3	3	32.0	6.4	6.0	6.0	0.75	100
HSM4-8-15-1	M4	1	15.0	8.0	6.0	6.0	1.05	100

Item No.	Thread	Style	L mm	Across Flats mm	B mm	D mm	T mm	Bulk Pack Qty
HSM4-8-15-2	M4	2	15.0	8.0	6.0	6.0	1.05	100
HSM4-8-15-3	M4	3	15.0	8.0	6.0	6.0	1.05	100
HSM4-8-20-1	M4	1	20.0	8.0	6.0	6.0	1.05	100
HSM4-8-20-2	M4	2	20.0	8.0	6.0	6.0	1.05	100
HSM4-8-20-3	M4	3	20.0	8.0	6.0	6.0	1.05	100
HSM4-8-25-1	M4	1	25.0	8.0	6.0	6.0	1.05	100
HSM4-8-25-2	M4	2	25.0	8.0	6.0	6.0	1.05	100
HSM4-8-25-3	M4	3	25.0	8.0	6.0	6.0	1.05	100
HSM4-8-30-1	M4	1	30.0	8.0	6.0	6.0	1.05	100
HSM4-8-30-2	M4	2	30.0	8.0	6.0	6.0	1.05	100
HSM4-8-30-3	M4	3	30.0	8.0	6.0	6.0	1.05	100
HSM4-8-32-1	M4	1	32.0	8.0	6.0	6.0	1.05	100
HSM4-8-32-2	M4	2	32.0	8.0	6.0	6.0	1.05	100
HSM4-8-32-3	M4	3	32.0	8.0	6.0	6.0	1.05	100

tel | 800 847 0486 fax | 866 561 6617

MALE AND FEMALE THREADED STANDOFFS

MTNSP Series
Hex Base Metric Low Voltage Insulating Standoffs



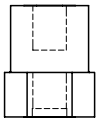

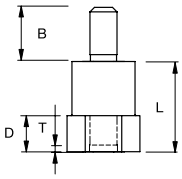

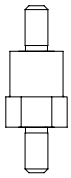

Style 1 (Insert/Insert) | Style 2 (Insert/Stud) | Style 3 (Stud/Stud)

Specifications:
- Spacer Material: UL94 HB Nylon 6
- Insert Material: Brass, Nickel Plating
- Color: Natural

Features:
- Large hex base is good for gripping during installation and removal
- Provides sturdy, insulated spacing for high power electronic applications

Item No.	Thread	Style	L	Across Flats mm	B mm	D mm	T mm	Bulk Pack Qty
MTNSP-M3-10-1	M3	1	10.0	7.0	6.0	4.0	0.75	100
MTNSP-M3-10-2	M3	2	10.0	7.0	6.0	4.0	0.75	100
MTNSP-M3-10-3	M3	3	10.0	7.0	6.0	4.0	0.75	100
MTNSP-M3-11-1	M3	1	11.0	7.0	6.0	4.0	0.75	100
MTNSP-M3-11-2	M3	2	11.0	7.0	6.0	4.0	0.75	100
MTNSP-M3-11-3	M3	3	11.0	7.0	6.0	4.0	0.75	100

14HTSP Series
Threaded Hex Standoffs

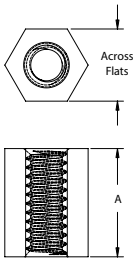

NEW

Specifications:
- Material: UL94 V-2 Nylon
- Color: Natural

Features:
- Metric Threads are available by special order by adding M to the part number
- #4-40 available in M3 Thread
- #6-32 avaialbe in M3.5 Thread
- #8-32 available in M4 Thread

Item No.	Thread	A in	A mm	Across Flats in	Across Flats mm	Bulk Pack Qty
14HTSP027	#2-56	0.281	7.1	0.188	4.8	1000
14HTSP115	#2-56	0.313	7.9	0.188	4.8	1000
14HTSP114	#2-56	0.375	9.5	0.188	4.8	1000
14HTSP112	#2-56	0.438	11.1	0.188	4.8	1000
14HTSP113	#2-56	0.563	14.3	0.188	4.8	1000
14HTSP118	#2-56	0.688	17.5	0.188	4.8	1000
14HTSP101	#4-40	0.250	6.4	0.188	4.8	1000
14HTSP001	#4-40	0.250	6.4	0.250	6.4	1000
14HTSP022	#4-40	0.313	7.9	0.250	6.4	1000
14HTSP102	#4-40	0.375	9.5	0.188	4.8	1000
14HTSP002	#4-40	0.375	9.5	0.250	6.4	1000
14HTSP104	#4-40	0.438	11.1	0.188	4.8	1000
14HTSP029	#4-40	0.438	11.1	0.250	6.4	1000
14HTSP103	#4-40	0.500	12.7	0.188	4.8	1000
14HTSP003	#4-40	0.500	12.7	0.250	6.4	1000
14HTSP111	#4-40	0.563	14.3	0.188	4.8	1000
14HTSP024	#4-40	0.563	14.3	0.250	6.4	1000
14HTSP119	#4-40	0.625	15.9	0.188	4.8	1000
14HTSP019	#4-40	0.625	15.9	0.250	6.4	1000
14HTSP124	#4-40	0.750	19.1	0.188	4.8	1000
14HTSP004	#4-40	0.750	19.1	0.250	6.4	1000
14HTSP037	#4-40	0.826	21.0	0.250	6.4	1000
14HTSP116	#4-40	0.875	22.2	0.188	4.8	1000
14HTSP016	#4-40	0.875	22.2	0.250	6.4	1000
14HTSP005	#4-40	1.000	25.4	0.250	6.4	500
14HTSP039	#4-40	1.375	34.9	0.250	6.4	1000
14HTSP035	#6-32	0.188	4.8	0.250	6.4	1000
14HTSP106	#6-32	0.250	6.4	0.188	4.8	1000
14HTSP006	#6-32	0.250	6.4	0.250	6.4	1000
14HTSP209	#6-32	0.250	6.4	0.313	7.9	1000
14HTSP026	#6-32	0.313	7.9	0.250	6.4	1000
14HTSP107	#6-32	0.375	9.5	0.188	4.8	1000
14HTSP007	#6-32	0.375	9.5	0.250	6.4	1000

Item No.	Thread	A in	A mm	Across Flats in	Across Flats mm	Bulk Pack Qty
14HTSP040	#6-32	0.438	11.1	0.250	6.4	1000
14HTSP108	#6-32	0.500	12.7	0.188	4.8	1000
14HTSP008	#6-32	0.500	12.7	0.250	6.4	1000
14HTSP013	#8-32	0.500	12.7	0.250	6.4	1000
14HTSP208	#6-32	0.500	12.7	0.313	7.9	1000
14HTSP038	#6-32	0.563	14.3	0.250	6.4	1000
14HTSP120	#6-32	0.625	15.9	0.188	4.8	1000
14HTSP020	#6-32	0.625	15.9	0.250	6.4	1000
14HTSP109	#6-32	0.750	19.1	0.188	4.8	1000
14HTSP009	#6-32	0.750	19.1	0.250	6.4	1000
14HTSP210	#6-32	0.750	19.1	0.313	7.9	1000
14HTSP309	#6-32	0.750	19.1	0.375	9.5	1000
14HTSP017	#6-32	0.875	22.2	0.250	6.4	1000
14HTSP220	#6-32	0.875	22.1	0.313	7.9	500
14HTSP010	#6-32	1.000	25.4	0.250	6.4	1000
14HTSP225	#6-32	1.125	28.6	0.313	7.9	1000
14HTSP023	#6-32	1.250	31.8	0.250	6.4	500
14HTSP036	#6-32	1.500	38.1	0.250	6.4	1000
14HTSP500	#6-32	1.625	41.3	0.500	12.7	250
14HTSP011	#8-32	0.250	6.4	0.250	6.4	1000
14HTSP012	#8-32	0.375	9.5	0.250	6.4	1000
14HTSP013	#8-32	0.500	12.7	0.250	6.4	1000
14HTSP021	#8-32	0.625	15.9	0.250	6.4	1000
14HTSP041	#8-32	0.672	17.1	0.250	6.4	1000
14HTSP014	#8-32	0.750	19.1	0.250	6.4	1000
14HTSP018	#8-32	0.875	22.2	0.250	6.4	500
14HTSP015	#8-32	1.000	25.4	0.250	6.4	500
14HTSP042	#8-32	1.125	28.6	0.250	6.4	1000
14HTSP401	#10-32	0.500	12.7	0.375	9.5	1000
14HTSP207	1/4-20	0.219	5.6	0.313	7.9	1000
14HTSP400	1/4-20	0.500	12.7	0.375	9.5	500

- **Note: 0.750" and longer, the tap is 0.375" minimum from each end and not continuous through**
- **Item No. Example: 14HTSP105 in a #6-32 Thread becomes 14MHTSP106 with a M3.5 Thread**

14MMHTSP Series
Metric Threaded Hex Standoffs

NEW

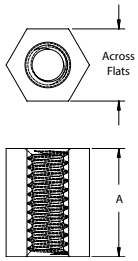

Specifications:
- Material: UL94 V-2 Nylon
- Color: Natural

Item No.	Thread	A mm	Across Flats mm	Bulk Pack Qty
14MMHTSP004	M3	20.0	6.0	1000
14MMHTSP006	M4	6.0	6.0	1000
14MMHTSP008	M4	8.0	6.0	1000
14MMHTSP010	M4	10.0	6.0	1000
14MMHTSP012	M4	12.0	6.0	1000
14MMHTSP015	M4	15.0	6.0	1000
14MMHTSP018	M4	18.0	6.0	1000
14MMHTSP020	M4	20.0	6.0	1000
14MMHTSP025	M4	25.0	6.0	1000

Note: 20mm and longer, the tap is 9.5mm minimum from each end

THREADED AND SELF THREADING STANDOFFS

15TSP Series
Threaded Round Standoffs

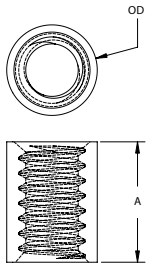

NEW

Specifications:
- Material: UL94 V-2 Nylon
- Color: Natural

Features:
- Metric Threads are available by special order by adding M to the part number
- #4-40 available in M3 Thread
- #6-32 avaialbe in M3.5 Thread
- #8-32 available in M4 Thread

Item No.	Thread	A in	A mm	OD in	OD mm	Bulk Pack Qty
15TSP059	#2-56	0.218	5.5	0.125	3.2	1000
15TSP057	#2-56	0.250	6.4	0.250	6.4	1000
15TSP058	#2-56	0.375	9.5	0.188	4.8	1000
15TSP055	#2-56	0.438	11.1	0.188	4.8	1000
15TSP056	#2-56	0.500	12.7	0.188	4.8	1000
15TSP099	#4-40	0.156	4.0	0.188	4.8	1000
15TSP100	#4-40	0.188	4.8	0.188	4.8	1000
15TSP101	#4-40	0.250	6.4	0.188	4.8	1000
15TSP001	#4-40	0.250	6.4	0.250	6.4	1000
15TSP106	#4-40	0.266	6.8	0.188	4.8	1000
15TSP102	#4-40	0.313	8.0	0.188	4.8	1000
15TSP050	#4-40	0.313	8.0	0.250	6.4	1000
15TSP103	#4-40	0.375	9.5	0.188	4.8	1000
15TSP002	#4-40	0.375	9.5	0.250	6.4	1000
15TSP104	#4-40	0.438	11.1	0.188	4.8	1000
15TSP105	#4-40	0.500	12.7	0.188	4.8	1000
15TSP003	#4-40	0.500	12.7	0.250	6.4	1000
15TSP107	#4-40	0.625	15.9	0.188	4.8	1000
15TSP036	#4-40	0.625	15.9	0.250	6.4	1000
15TSP109	#4-40	0.750	19.1	0.188	4.8	1000
15TSP004	#4-40	0.750	19.1	0.250	6.4	1000
15TSP111	#4-40	0.875	22.2	0.188	4.8	1000
15TSP037	#4-40	0.875	22.2	0.250	6.4	500
15TSP115	#4-40	1.000	25.4	0.188	4.8	500
15TSP005	#4-40	1.000	25.4	0.250	6.4	500
15TSP140	#6-32	0.188	4.8	0.188	4.8	1000
15TSP141	#6-32	0.250	6.4	0.188	4.8	1000
15TSP006	#6-32	0.250	6.4	0.250	6.4	1000
15TSP142	#6-32	0.313	7.9	0.188	4.8	1000
15TSP054	#6-32	0.313	7.9	0.250	6.4	1000
15TSP143	#6-32	0.375	9.5	0.188	4.8	1000
15TSP007	#6-32	0.375	9.5	0.250	6.4	1000
15TSP144	#6-32	0.438	11.1	0.188	4.8	1000
15TSP145	#6-32	0.500	12.7	0.188	4.8	1000
15TSP008	#6-32	0.500	12.7	0.250	6.4	1000
15TSP051	#6-32	0.563	14.3	0.250	6.4	500
15TSP147	#6-32	0.625	15.9	0.188	4.8	1000
15TSP038	#6-32	0.625	15.9	0.250	6.4	500
15TSP149	#6-32	0.750	19.1	0.188	6.4	1000
15TSP009	#6-32	0.750	19.1	0.250	6.4	500
15TSP151	#6-32	0.875	22.2	0.188	4.8	1000
15TSP039	#6-32	0.875	22.2	0.250	6.4	500
15TSP155	#6-32	1.000	25.4	0.188	4.8	1000

Item No.	Thread	A in	A mm	OD in	OD mm	Bulk Pack Qty
15TSP010	#6-32	1.000	25.4	0.250	6.4	500
15TSP052	#6-32	1.313	33.4	0.250	6.4	1000
15TSP053	#6-32	1.500	38.1	0.250	6.4	500
15TSP011	#8-32	0.250	6.4	0.250	6.4	1000
15TSP016	#8-32	0.250	6.4	0.313	8.0	1000
15TSP012	#8-32	0.375	9.5	0.250	6.4	1000
15TSP017	#8-32	0.375	9.5	0.313	8.0	1000
15TSP013	#8-32	0.500	12.7	0.250	6.4	1000
15TSP018	#8-32	0.500	12.7	0.313	8.0	500
15TSP040	#8-32	0.625	15.9	0.250	6.4	500
15TSP042	#8-32	0.625	15.9	0.313	8.0	500
15TSP014	#8-32	0.750	19.1	0.250	6.4	1000
15TSP019	#8-32	0.750	19.1	0.313	8.0	500
15TSP041	#8-32	0.875	22.2	0.250	6.4	1000
15TSP043	#8-32	0.875	22.2	0.313	8.0	500
15TSP015	#8-32	1.000	25.4	0.250	6.4	500
15TSP020	#8-32	1.000	25.4	0.313	8.0	500
15TSP021	#10-32	0.250	6.4	0.375	9.5	1000
15TSP026	#10-32	0.250	6.4	0.500	12.7	500
15TSP022	#10-32	0.375	9.5	0.375	9.5	500
15TSP027	#10-32	0.375	9.5	0.500	12.7	1000
15TSP023	#10-32	0.500	12.7	0.375	9.5	500
15TSP028	#10-32	0.500	12.7	0.500	12.7	1000
15TSP044	#10-32	0.625	15.9	0.375	9.5	500
15TSP046	#10-32	0.625	15.9	0.500	12.7	500
15TSP024	#10-32	0.750	19.1	0.375	9.5	1000
15TSP029	#10-32	0.750	19.1	0.500	12.7	1000
15TSP045	#10-32	0.875	22.2	0.375	9.5	1000
15TSP047	#10-32	0.875	22.2	0.500	12.7	1000
15TSP025	#10-32	1.000	25.4	0.375	9.5	1000
15TSP201	#10-24	1.000	25.4	0.375	9.5	1000
15TSP030	#10-32	1.000	25.4	0.500	12.7	500
15TSP379	#10-24	1.187	30.1	0.375	9.5	1000
15TSP031	1/4-20	0.250	6.4	0.500	12.7	500
15TSP032	1/4-20	0.375	9.5	0.500	12.7	500
15TSP033	1/4-20	0.500	12.7	0.500	12.7	500
15TSP048	1/4-20	0.625	15.9	0.500	12.7	1000
15TSP034	1/4-20	0.750	19.1	0.500	12.7	1000
15TSP152	1/4-20	0.787	20.0	0.750	19.1	1000
15TSP049	1/4-20	0.875	22.2	0.500	12.7	1000
15TSP035	1/4-20	1.000	25.4	0.500	12.7	1000

Note:
- **0.750" and longer, the tap is 0.375" minimum from each end and not continuous through**
- **Item No. Example: 15TSP006 in a #6-32 thread becomes 15MTSP006 with a M3.5 Thread**

HS Series
Hex Self Tapping Standoffs

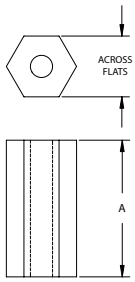

Specifications:
- Material: UL94 V-0 CPVC
- Color: Grey

Features:
- Mounted with a metal self-tapping screw that threads the plastic

Item No.	Self Tapping Screw	A in	A mm	ID in	ID mm	Across Flats in	Across Flats mm	Bulk Pack Qty
HS-4-3	#4	0.375	9.5	0.102	5.6	0.187	4.8	1000
HS-4-4	#4	0.500	12.7	0.102	5.6	0.187	4.8	1000
HS-4-6	#4	0.750	19.1	0.102	5.6	0.187	4.8	1000
HS-4-7	#4	0.875	22.2	0.102	5.6	0.187	4.8	1000
HS-4-8	#4	1.000	25.4	0.102	5.6	0.187	4.8	1000
HS-6-4	#6	0.500	12.7	0.110	2.8	0.250	6.4	1000
HS-6-5	#6	0.625	15.9	0.110	2.8	0.250	6.4	1000
HS-6-6	#6	0.750	19.1	0.110	2.8	0.250	6.4	1000
HS-6-7	#6	0.875	22.2	0.110	2.8	0.250	6.4	1000
HS-6-8	#6	1.000	25.4	0.110	2.8	0.250	6.4	1000
HS-6-10	#6	1.250	31.8	0.110	2.8	0.250	6.4	500
HS-6-12	#6	1.500	38.1	0.110	2.8	0.250	6.4	500
HS-6-14	#6	1.750	44.5	0.110	2.8	0.250	6.4	500
HS-8-8	#8	1.000	25.4	0.141	3.6	0.375	9.5	1000
HS-8-14	#8	1.750	44.5	0.141	3.6	0.375	9.5	500
HS-8-16	#8	2.000	50.8	0.141	3.6	0.375	9.5	500
HS-8-24	#8	3.000	76.2	0.141	3.6	0.375	9.5	500

tel | 800 847 0486 fax | 866 561 6617

SELF THREADING STANDOFFS

35HSP Series
Hex Self Tapping Standoffs

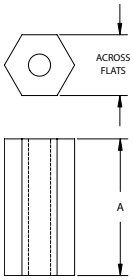

NEW

Specifications:
- Material: UL94 V-2 Nylon 6/6
- Color: Natural

Features:
- Self-threading; use with tapping screws designed for plastics
- Will not rust, corrode or deteriorate

Item No.	Self Tapping Screw	A		ID		Across Flats		Bulk Pack Qty
		in	mm	in	mm	in	mm	
35HSP027	#2	0.281	7.1	0.072	1.8	0.189	4.8	1000
35HSP112	#2	0.438	11.1	0.072	1.8	0.188	4.8	1000
35HSP115	#2	0.313	8.0	0.072	1.8	0.188	4.8	1000
35HSP114	#2	0.375	9.5	0.072	1.8	0.188	4.8	1000
35HSP118	#2	0.688	17.5	0.072	1.8	0.188	4.8	1000
35HSP113	#2	0.563	14.3	0.075	1.9	0.188	4.8	1000
35HSP101	#4	0.250	6.4	0.091	2.3	0.188	4.8	1000
35HSP102	#4	0.375	9.5	0.091	2.3	0.188	4.8	1000
35HSP124	#4	0.750	19.1	0.091	2.3	0.188	4.8	1000
35HSP103	#4	0.500	12.7	0.091	2.3	0.188	4.8	1000
35HSP111	#4	0.563	14.3	0.091	2.3	0.188	4.8	1000
35HSP119	#4	0.625	15.9	0.091	2.3	0.188	4.8	1000
35HSP104	#4	0.438	11.1	0.091	2.3	0.188	4.8	1000
35HSP116	#4	0.875	22.2	0.091	2.3	0.188	4.8	1000
35HSP001	#4	0.250	6.4	0.091	2.3	0.250	6.4	1000
35HSP022	#4	0.313	8.0	0.091	2.3	0.250	6.4	1000
35HSP029	#4	0.438	11.1	0.091	2.3	0.250	6.4	1000
35HSP003	#4	0.500	12.7	0.091	2.3	0.250	6.4	1000
35HSP024	#4	0.563	14.3	0.091	2.3	0.250	6.4	1000
35HSP019	#4	0.625	15.9	0.091	2.3	0.250	6.4	1000
35HSP004	#4	0.750	19.1	0.091	2.3	0.250	6.4	1000
35HSP016	#4	0.875	22.2	0.091	2.3	0.250	6.4	1000
35HSP005	#4	1.000	25.4	0.091	2.3	0.250	6.4	1000
35HSP039	#4	1.375	34.9	0.091	2.3	0.250	6.4	1000
35HSP002	#4	0.375	9.5	0.093	2.4	0.250	6.4	1000
35HSP037	#4	0.826	21.0	0.094	2.4	0.250	6.4	1000
35HSP026	#6	0.313	8.0	0.110	2.8	0.250	6.4	1000
35HSP309	#6	0.750	19.1	0.110	2.8	0.375	9.5	1000
35HSP500	#6	1.625	41.3	0.110	2.8	0.500	12.7	1000
35HSP038	#6	0.563	14.3	0.111	2.8	0.250	6.4	1000
35HSP040	#6	0.438	11.1	0.111	2.8	0.250	6.4	1000
35HSP106	#6	0.250	6.4	0.115	2.9	0.188	4.8	1000
35HSP107	#6	0.375	9.5	0.115	2.9	0.188	4.8	1000
35HSP108	#6	0.500	12.7	0.115	2.9	0.188	4.8	1000
35HSP120	#6	0.625	15.9	0.115	2.9	0.188	4.8	1000
35HSP109	#6	0.750	19.1	0.115	2.9	0.188	4.8	1000
35HSP209	#6	0.250	6.4	0.115	2.9	0.313	8.0	1000
35HSP036	#6	1.500	38.1	0.115	2.9	0.250	6.4	1000
35HSP035	#6	0.188	4.8	0.115	2.9	0.250	6.4	1000
35HSP006	#6	0.250	6.4	0.115	2.9	0.250	6.4	1000
35HSP007	#6	0.375	9.5	0.115	2.9	0.250	6.4	1000
35HSP008	#6	0.500	12.7	0.115	2.9	0.250	6.4	1000
35HSP020	#6	0.625	15.9	0.115	2.9	0.250	6.4	1000
35HSP009	#6	0.750	19.1	0.115	2.9	0.250	6.4	1000
35HSP017	#6	0.875	22.2	0.115	2.9	0.250	6.4	1000
35HSP010	#6	1.000	25.4	0.115	2.9	0.250	6.4	1000
35HSP023	#6	1.250	31.8	0.115	2.9	0.250	6.4	500
35HSP208	#6	0.500	12.7	0.115	2.9	0.313	8.0	1000
35HSP220	#6	0.875	22.2	0.115	2.9	0.313	8.0	1000
35HSP225	#6	1.125	28.6	0.115	2.9	0.313	8.0	1000
35HSP041	#8	0.672	17.1	0.134	3.4	0.250	6.4	1000
35HSP011	#8	0.250	6.4	0.140	3.6	0.250	6.4	1000
35HSP012	#8	0.375	9.5	0.140	3.6	0.250	6.4	1000
35HSP013	#8	0.500	12.7	0.140	3.6	0.250	6.4	1000
35HSP021	#8	0.625	15.9	0.140	3.6	0.250	6.4	1000
35HSP014	#8	0.750	19.1	0.140	3.6	0.250	6.4	1000
35HSP018	#8	0.875	22.2	0.140	3.6	0.250	6.4	1000
35HSP015	#8	1.000	25.4	0.140	3.6	0.250	6.4	1000
35HSP042	#8	1.125	28.6	0.140	3.6	0.250	6.4	1000
35HSP401	#10	0.500	12.7	0.164	4.2	0.375	9.5	1000
35HSP400	1/4	0.500	12.7	0.196	5.0	0.375	9.5	1000
35HSP207	1/4	0.219	5.6	0.225	5.7	0.313	8.0	1000

35MHSP Series
Metric Hex Self Tapping Standoffs

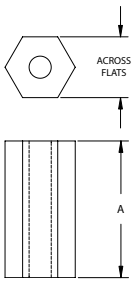

NEW

Specifications:
- Material: UL94 V-2 Nylon 6/6
- Color: Natural

Features:
- Self-threading; use with tapping screws designed for plastics
- Will not rust, corrode or deteriorate

Item No.	Self Tapping Screw	A	ID	Across Flats	Bulk Pack Qty
		mm	mm	mm	
35MHSP004	M3	2.0	2.6	6.0	1000
35MHSP006	M4	6.0	3.6	6.0	1000
35MHSP008	M4	8.0	3.6	6.0	1000
35MHSP010	M4	10.0	3.6	6.0	1000
35MHSP012	M4	12.0	3.6	6.0	1000
35MHSP015	M4	15.0	3.6	6.0	1000
35MHSP018	M4	18.0	3.6	6.0	1000
35MHSP020	M4	20.0	3.6	6.0	1000
35MHSP025	M4	25.0	3.6	6.0	1000

FEMALE / FEMALE STANDOFFS AND THROUGH SPACERS

HNSM-1 Series
Metric Hex Threaded Standoff

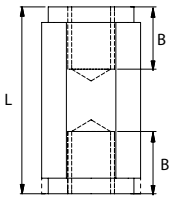

Specifications:
- Material: 25% Glass Filled Nylon 6
- Color: Black

Features:
- Internal threads mounted with an M3 or M4 screw

Item No.	Thread	L mm	Across Flats mm	B mm	Bulk Pack Qty
HNSM3-13-5.5-1	M3	13.0	5.5	10.0 Max	500
HNSM3-20-5.5-1	M3	20.0	5.5	10.0 Max	500
HNSM3-28-6-1	M3	28.0	6.0	10.0 Max	500
HNSM3-30-5.5-1	M3	30.0	5.5	10.0 Max	500

186XXXX70409 Series
PEEK Hex Threaded Standoff

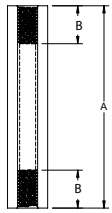

Specifications:
- Material: UL94 V-0 PEEK
- Color: Light Brown

Features:
- Heat Resistant up to 356° F
- Excellent mechanical strength and stiffness
- Excellent Resistance to alternating tensile and bending loads
- See pages 181, 190 and 206 for additional PEEK Fasteners

Item No.	Thread	A mm	Across Flats mm	B mm	Pack Qty
186304070409	M3	4.0	6.0	2.0	10
186305070409	M3	5.0	6.0	2.5	10
186306070409	M3	6.0	6.0	3.0	10
186308070409	M3	8.0	6.0	4.0	10
186301070409	M3	10.0	6.0	5.0	10
186301270409	M3	12.0	6.0	6.0	10
186301570409	M3	15.0	6.0	7.5	10
186301870409	M3	18.0	6.0	9.0	10
186302070409	M3	20.0	6.0	10.0	10
186302570409	M3	25.0	6.0	10.0	10
186303070409	M3	30.0	6.0	10.0	10
186405070409	M4	5.0	7.0	2.5	10
186406070409	M4	6.0	7.0	3.0	10
186408070409	M4	8.0	7.0	4.0	10
186401070409	M4	10.0	7.0	5.0	10
186401270409	M4	12.0	7.0	6.0	10

Item No.	Thread	A mm	Across Flats mm	B mm	Pack Qty
186401570409	M4	15.0	7.0	7.5	10
186401870409	M4	18.0	7.0	9.0	10
186402070409	M4	20.0	7.0	10.0	10
186402570409	M4	25.0	7.0	10.0	10
186403070409	M4	30.0	7.0	10.0	10
186403570409	M4	35.0	7.0	10.0	10
186506070409	M5	6.0	8.0	3.0	10
186508070409	M5	8.0	8.0	4.0	10
186501070409	M5	10.0	8.0	5.0	10
186501270409	M5	12.0	8.0	6.0	10
186501570409	M5	15.0	8.0	7.5	10
186501870409	M5	18.0	8.0	9.0	10
186502070409	M5	20.0	8.0	10.0	10
186502570409	M5	25.0	8.0	10.0	10
186503070409	M5	30.0	8.0	10.0	10
186503570409	M5	35.0	8.0	10.0	10
186504070409	M5	40.0	8.0	10.0	10

NS Series
NAS5527 Nylon Spacer

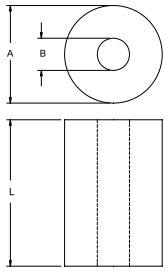

Specifications:
- Material: UL94 V-2 Heat Stabilized Nylon 6/6
- Color: Natural

Features:
- Meets NAS5527 specifications

Item No.	NAS Item No.	L in	L mm	ØA in	ØA mm	ØB in	ØB mm	Bulk Pack Qty
NS-03-07	NAS5527-03-07	0.142	3.6	0.472	12.0	0.197	5.0	1000
NS-05-01	NAS5527-05-01	0.158	4.0	0.500	12.7	0.268	6.8	1000
NS-03-04	NAS5527-03-04	0.190	4.8	0.472	12.0	0.197	5.0	1000
NS-07-01	NAS5527-07-01	0.197	5.0	0.630	16.0	0.276	7.0	1000
NS-03-03	NAS5527-03-03	0.250	6.4	0.472	12.0	0.197	5.0	1000
NS-03-05	NAS5527-03-05	0.312	7.9	0.472	12.0	0.197	5.0	1000
NS-04-02	NAS5527-04-02	0.312	7.9	0.472	12.0	0.260	6.6	1000
NS-03-06	NAS5527-03-06	0.375	9.5	0.472	12.0	0.197	5.0	1000
NS-03-16	NAS5527-03-16	0.453	11.5	0.472	12.0	0.197	5.0	1000
NS-03-01	NAS5527-03-01	0.500	12.7	0.472	12.0	0.197	5.0	1000
NS-04-01	NAS5527-04-01	0.500	12.7	0.472	12.0	0.260	6.6	1000
NS-03-14	NAS5527-03-14	0.551	14.0	0.472	12.0	0.197	5.0	1000
NS-03-02	NAS5527-03-02	0.598	15.2	0.472	12.0	0.197	5.0	1000
NS-03-15	NAS5527-03-15	0.669	17.0	0.472	12.0	0.197	5.0	1000
NS-03-12	NAS5527-03-12	0.748	19.0	0.472	12.0	0.197	5.0	1000
NS-03-08	NAS5527-03-08	0.787	20.0	0.472	12.0	0.197	5.0	1000
NS-03-13	NAS5527-03-13	0.827	21.0	0.472	12.0	0.197	5.0	1000
NS-03-09	NAS5527-03-09	0.886	22.5	0.472	12.0	0.197	5.0	1000
NS-03-11	NAS5527-03-11	0.925	23.5	0.472	12.0	0.197	5.0	1000
NS-06-01	NAS5527-06-01	0.984	25.0	0.630	16.0	0.205	5.2	1000
NS-06-02	NAS5527-06-02	1.180	30.0	0.630	16.0	0.205	5.2	1000
NS-08-01	NAS5527-08-01	1.180	30.0	0.787	20.0	0.260	6.6	1000
NS-03-10	NAS5527-03-10	1.830	46.5	0.472	12.0	0.197	5.0	1000

tel | 800 847 0486 fax | 866 561 6617

SS Series
Round CPVC Spacer

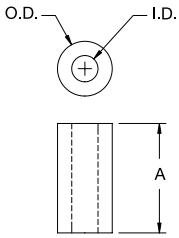

Specifications:
- Material: UL94 V-0 0CPVC
- Color: Light Grey

Features:
- Through-hole allows mounting with several different screw options
- No water absorption

Item No.	For Screw		A		ID		OD		Bulk Pack Qty
	Imperial	Metric	in	mm	in	mm	in	mm	
SS4-2	#4	M2.5	0.250	6.4	0.120	3.0	0.250	6.4	1000
SS4-3	#4	M2.5	0.375	9.5	0.120	3.0	0.250	6.4	1000
SS4-4	#4	M2.5	0.500	12.7	0.120	3.0	0.250	6.4	1000
SS4-5	#4	M2.5	0.625	15.9	0.120	3.0	0.250	6.4	1000
SS4-6	#4	M2.5	0.750	19.1	0.120	3.0	0.250	6.4	1000
SS4-8	#4	M2.5	1.000	25.4	0.120	3.0	0.250	6.4	1000
SS4-10	#4	M2.5	1.250	31.8	0.120	3.0	0.250	6.4	500
SS4-12	#4	M2.5	1.500	38.1	0.120	3.0	0.250	6.4	500
SS6-2	#6	M3	0.250	6.4	0.147	3.7	0.250	6.4	1000
SS6-3	#6	M3	0.375	9.5	0.147	3.7	0.250	6.4	1000
SS6-4	#6	M3	0.500	12.7	0.147	3.7	0.250	6.4	1000
SS6-5	#6	M3	0.625	15.9	0.147	3.7	0.250	6.4	1000
SS6-6	#6	M3	0.750	19.1	0.147	3.7	0.250	6.4	1000
SS6-8	#6	M3	1.000	25.4	0.147	3.7	0.250	6.4	1000
SS6-10	#6	M3	1.250	31.8	0.147	3.7	0.250	6.4	500
SS6-12	#6	M3	1.500	38.1	0.147	3.7	0.250	6.4	500
SS8-2	#8	M4	0.250	6.4	0.175	4.4	0.250	6.4	1000
SS8-3	#8	M4	0.375	9.5	0.175	4.4	0.250	6.4	1000
SS8-4	#8	M4	0.500	12.7	0.175	4.4	0.250	6.4	1000
SS8-5	#8	M4	0.625	15.9	0.175	4.4	0.250	6.4	1000
SS8-6	#8	M4	0.750	19.1	0.175	4.4	0.250	6.4	1000
SS8-8	#8	M4	1.000	25.4	0.175	4.4	0.250	6.4	1000
SS8-10	#8	M4	1.250	31.8	0.175	4.4	0.250	6.4	500
SS8-12	#8	M4	1.500	38.1	0.175	4.4	0.250	6.4	500
SS8-2L	#8	M4	0.250	6.4	0.175	4.4	0.375	9.5	1000
SS8-3L	#8	M4	0.375	9.5	0.175	4.4	0.375	9.5	1000

Item No.	For Screw		A		ID		OD		Bulk Pack Qty
	Imperial	Metric	in	mm	in	mm	in	mm	
SS8-4L	#8	M4	0.500	12.7	0.175	4.4	0.375	9.5	1000
SS8-5L	#8	M4	0.625	15.9	0.175	4.4	0.375	9.5	1000
SS8-6L	#8	M4	0.750	19.1	0.175	4.4	0.375	9.5	1000
SS8-8L	#8	M4	1.000	25.4	0.175	4.4	0.375	9.5	1000
SS8-9L	#8	M4	1.125	28.6	0.175	4.4	0.375	9.5	1000
SS8-10L	#8	M4	1.250	31.8	0.175	4.4	0.375	9.5	500
SS8-12L	#8	M4	1.500	38.1	0.175	4.4	0.375	9.5	500
SS10-2	#10	M5	0.250	6.4	0.200	5.1	0.375	9.5	1000
SS10-3	#10	M5	0.375	9.5	0.200	5.1	0.375	9.5	1000
SS10-4	#10	M5	0.500	12.7	0.200	5.1	0.375	9.5	1000
SS10-5	#10	M5	0.625	15.9	0.200	5.1	0.375	9.5	1000
SS1e0-6	#10	M5	0.750	19.1	0.200	5.1	0.375	9.5	1000
SS10-8	#10	M5	1.000	25.4	0.200	5.1	0.375	9.5	1000
SS10-10	#10	M5	1.250	31.8	0.200	5.1	0.375	9.5	500
SS10-12	#10	M5	1.500	38.1	0.200	5.1	0.375	9.5	500
SS1/4-2	1/4	M6	0.250	6.4	0.266	6.8	0.500	12.7	1000
SS1/4-4	1/4	M6	0.500	12.7	0.266	6.8	0.500	12.7	1000
SS1/4-6	1/4	M6	0.750	19.1	0.266	6.8	0.500	12.7	1000
SS1/4-8	1/4	M6	1.000	25.4	0.266	6.8	0.500	12.7	1000
SS1/4-10	1/4	M6	1.250	31.8	0.266	6.8	0.500	12.7	500
SS1/4-12	1/4	M6	1.500	38.1	0.266	6.8	0.500	12.7	500
SS3/8-2	3/8	M9	0.250	6.4	0.397	10.1	0.500	12.7	1000
SS3/8-4	3/8	M9	0.500	12.7	0.397	10.1	0.500	12.7	1000
SS3/8-6	3/8	M9	0.750	19.1	0.397	10.1	0.500	12.7	1000
SS3/8-8	3/8	M9	1.000	25.4	0.397	10.1	0.500	12.7	1000

005XXXXXXX05 Series
Round Acetal (POM) Spacer

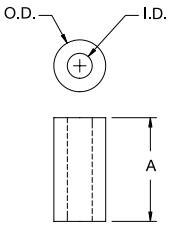

Specifications:
- Material: Acetal
- Color: See table

Features:
- High abrasion resistance
- Minimal water absorption
- High heat resistance
- Good electrical and dielectric properties

Item No.		For Screw		A		ID		OD		Bulk Pack Qty
Natural	Black	Imperial	Metric	in	mm	in	mm	in	mm	
005237000005	005237059905	#2	M2.5	0.079	2.0	0.102	2.6	0.197	5.0	1000
005240000005	005240059905	#2	M2.5	0.118	3.0	0.102	2.6	0.197	5.0	1000
005243000005	005243059905	#2	M2.5	0.197	5.0	0.102	2.6	0.197	5.0	1000
005246000005	005246059905	#2	M2.5	0.295	7.5	0.102	2.6	0.197	5.0	1000
005249000005	005249059905	#2	M2.5	0.394	10.0	0.102	2.6	0.197	5.0	1000
005252000005	005252059905	#2	M2.5	0.591	15.0	0.102	2.6	0.197	5.0	1000
005255000005	005255059905	#2	M2.5	0.787	20.0	0.102	2.6	0.197	5.0	1000
005258000005	005258059905	#2	M2.5	0.984	25.0	0.102	2.6	0.197	5.0	1000
005261000005	005261059905	#2	M2.5	1.181	30.0	0.102	2.6	0.197	5.0	1000
005274000005	005274059905	#4	M3	0.079	2.0	0.122	3.1	0.197	5.0	1000
005277000005	005277059905	#4	M3	0.118	3.0	0.122	3.1	0.197	5.0	1000
005280000005	005280059905	#4	M3	0.197	5.0	0.122	3.1	0.197	5.0	1000
005283000005	005283059905	#4	M3	0.295	7.5	0.122	3.1	0.197	5.0	1000
005286000005	005286059905	#4	M3	0.394	10.0	0.122	3.1	0.197	5.0	1000
005289000005	005289059905	#4	M3	0.591	15.0	0.122	3.1	0.197	5.0	1000
005292000005	005292059905	#4	M3	0.787	20.0	0.122	3.1	0.197	5.0	1000
005295000005	005295059905	#4	M3	0.984	25.0	0.122	3.1	0.197	5.0	1000
005298000005	005298059905	#4	M3	1.181	30.0	0.122	3.1	0.197	5.0	1000

THROUGH SPACERS

13RS/13RSSR/13SP/13ME/MSW/SWI/SWS Series
Round Nylon Through Spacers



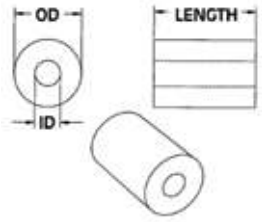

LINE EXTENSION

Specifications:
- Material: UL94 V-2 Nylon 6/6
- Color: Natural

Features:
- Will not rust, corrode or deteriorate
- Acts as an electrical insulator by preventing metal-to-metal contact

*** Note: 13ME item #'s are made of black Heat Stabilized Nylon 6/6**

Item No.	ID		OD		Length		Bulk Pack Qty
	in	mm	in	mm	in	mm	
13RS014535	0.032	0.8	0.085	2.2	0.300	7.6	1000
13RS014533	0.038	1.0	0.138	3.5	0.065	1.7	1000
13RS014531	0.038	1.0	0.138	3.5	0.125	3.2	1000
13RS014529	0.047	1.2	0.125	3.2	0.187	4.7	1000
13RS012504	0.047	1.2	0.125	3.2	0.375	9.5	1000
13RS018723	0.062	1.6	0.187	4.7	0.310	7.9	1000
13SP000	0.063	1.6	0.125	3.2	0.188	4.8	1000
13RS014532	0.063	1.6	0.156	4.0	0.120	3.0	1000
13RS018721	0.063	1.6	0.187	4.7	0.200	5.1	1000
13RS018711	0.063	1.6	0.187	4.7	0.400	10.2	1000
13RSSR0001	0.064	1.6	0.125	3.2	0.125	3.2	1000
13RSSR0003	0.064	1.6	0.125	3.2	0.188	4.8	1000
13RSSR0005	0.064	1.6	0.125	3.2	0.250	6.4	1000
13RSSR0007	0.064	1.6	0.125	3.2	0.312	7.9	1000
13RSSR0009	0.064	1.6	0.125	3.2	0.375	9.5	1000
13RS018716	0.064	1.6	0.187	4.7	0.187	4.7	1000
13RS012505	0.067	1.7	0.125	3.2	0.375	9.5	1000
13RS018715	0.067	1.7	0.187	4.7	0.141	3.6	1000
13RS014534	0.069	1.8	0.125	3.2	0.203	5.2	1000
13RS014536	0.078	2.0	0.144	3.7	0.145	3.7	1000
13RS014530	0.078	2.0	0.150	3.8	0.313	8.0	1000
13RS014528	0.085	2.2	0.148	3.8	0.280	7.1	1000
13RSSR0002	0.090	2.3	0.125	3.2	0.125	3.2	1000
13RSSR0004	0.090	2.3	0.125	3.2	0.188	4.8	1000
13RSSR0006	0.090	2.3	0.125	3.2	0.250	6.4	1000
13RSSR0008	0.090	2.3	0.125	3.2	0.312	7.9	500
13RSSR0010	0.090	2.3	0.125	3.2	0.375	9.5	1000
13RSSR0012	0.090	2.3	0.188	4.8	0.219	5.6	1000
13RSSR0014	0.090	2.3	0.188	4.8	0.281	7.1	1000
13RSSR0015	0.090	2.3	0.188	4.8	0.344	8.7	1000
13RSSR0016	0.090	2.3	0.188	4.8	0.406	10.3	1000
13RSSR0018	0.090	2.3	0.188	4.8	0.469	11.9	1000
13RS018714	0.090	2.3	0.188	4.8	0.520	13.2	1000
13RSSR0020	0.090	2.3	0.250	6.4	0.156	4.0	1000
13RSSR0024	0.090	2.3	0.250	6.4	0.219	5.6	1000
13RSSR0028	0.090	2.3	0.250	6.4	0.281	7.1	1000
13RSSR0032	0.090	2.3	0.250	6.4	0.344	8.7	1000
13RSSR0036	0.090	2.3	0.250	6.4	0.406	10.3	1000
13RSSR0040	0.090	2.3	0.250	6.4	0.469	11.9	1000
13RS018790	0.091	2.3	0.187	4.7	0.203	5.2	1000
13RS018712	0.091	2.3	0.187	4.7	0.423	10.7	1000
13RS018785	0.091	2.3	0.187	4.7	0.844	21.4	1000
13SP001	0.091	2.3	0.188	4.8	0.125	3.2	1000
13SP003	0.091	2.3	0.188	4.8	0.188	4.8	1000
13SP005	0.091	2.3	0.188	4.8	0.250	6.4	1000
13RS018713	0.091	2.3	0.188	4.8	0.275	7.0	1000
13SP007	0.091	2.3	0.188	4.8	0.313	8.0	1000
13SP009	0.091	2.3	0.188	4.8	0.375	9.5	1000
13SP011	0.091	2.3	0.188	4.8	0.438	11.1	1000
13SP013	0.091	2.3	0.188	4.8	0.500	12.7	1000
13SP015	0.091	2.3	0.188	4.8	0.563	14.3	1000
13SP017	0.091	2.3	0.188	4.8	0.625	15.9	1000
13SP019	0.091	2.3	0.188	4.8	0.688	17.5	1000
13SP021	0.091	2.3	0.188	4.8	0.750	19.1	500
13SP023	0.091	2.3	0.188	4.8	0.813	20.7	500
13SP025	0.091	2.3	0.188	4.8	0.875	22.2	500
13SP027	0.091	2.3	0.188	4.8	0.938	23.8	500
13SP029	0.091	2.3	0.188	4.8	1.000	25.4	500
13SP031	0.091	2.3	0.250	6.4	0.125	3.2	1000

Item No.	ID		OD		Length		Bulk Pack Qty
	in	mm	in	mm	in	mm	
13SP035	0.091	2.3	0.250	6.4	0.188	4.8	1000
13SP039	0.091	2.3	0.250	6.4	0.250	6.4	1000
13SP043	0.091	2.3	0.250	6.4	0.313	8.0	1000
13SP047	0.091	2.3	0.250	6.4	0.375	9.5	1000
13SP051	0.091	2.3	0.250	6.4	0.438	11.1	500
13SP055	0.091	2.3	0.250	6.4	0.500	12.7	500
13SP059	0.091	2.3	0.250	6.4	0.563	14.3	500
13SP063	0.091	2.3	0.250	6.4	0.625	15.9	500
13SP067	0.091	2.3	0.250	6.4	0.688	17.5	500
13SP071	0.091	2.3	0.250	6.4	0.750	19.1	500
13SP075	0.091	2.3	0.250	6.4	0.813	20.7	500
13SP079	0.091	2.3	0.250	6.4	0.875	22.2	500
13SP083	0.091	2.3	0.250	6.4	0.938	23.8	500
13SP087	0.091	2.3	0.250	6.4	1.000	25.4	500
13RS018020	0.093	2.4	0.192	4.9	0.203	5.2	1000
13RS018729	0.094	2.4	0.156	4.0	0.140	3.6	1000
13RS037546	0.094	2.4	0.375	9.5	0.281	7.1	1000
13RS031210	0.095	2.4	0.312	7.9	0.250	6.4	1000
13RS018720	0.096	2.4	0.187	4.7	0.156	4.0	1000
13RS025044	0.098	2.5	0.250	6.4	0.250	6.4	1000
13RS016040	0.100	2.5	0.160	4.1	0.406	10.3	1000
13RS015721	0.102	2.6	0.157	4.0	0.217	5.5	1000
13ME001*	0.102	2.6	0.157	4.0	0.079	2.0	1000
13ME002*	0.102	2.6	0.157	4.0	0.118	3.0	1000
13ME003*	0.102	2.6	0.157	4.0	0.197	5.0	1000
13ME004*	0.102	2.6	0.157	4.0	0.295	7.5	1000
13ME005*	0.102	2.6	0.157	4.0	0.394	10.0	1000
13ME006*	0.102	2.6	0.157	4.0	0.591	15.0	1000
13ME007*	0.102	2.6	0.157	4.0	0.787	20.0	1000
13ME010*	0.102	2.6	0.197	5.0	0.079	2.0	1000
13ME011*	0.102	2.6	0.197	5.0	0.118	3.0	1000
13ME012*	0.102	2.6	0.197	5.0	0.197	5.0	1000
13ME013*	0.102	2.6	0.197	5.0	0.295	7.5	1000
13ME014*	0.102	2.6	0.197	5.0	0.394	10.0	1000
13ME015*	0.102	2.6	0.197	5.0	0.591	15.0	1000
13ME016*	0.102	2.6	0.197	5.0	0.787	20.0	1000
13RS018784	0.104	2.6	0.187	4.7	0.421	10.7	1000
13RS020032	0.109	2.8	0.198	5.0	0.345	8.8	1000
13SP002	0.115	2.9	0.188	4.8	0.125	3.2	1000
13RSSR0011	0.115	2.9	0.188	4.8	0.156	4.0	1000
13SP004	0.115	2.9	0.188	4.8	0.188	4.8	1000
13RS018728	0.115	2.9	0.188	4.8	0.216	5.5	1000
13RSSR0013	0.115	2.9	0.188	4.8	0.219	5.6	1000
13SP006	0.115	2.9	0.188	4.8	0.250	6.4	1000
13RS018722	0.115	2.9	0.188	4.8	0.281	7.1	1000
13SP008	0.115	2.9	0.188	4.8	0.313	8.0	1000
13SP010	0.115	2.9	0.188	4.8	0.375	9.5	1000
13RSSR0017	0.115	2.9	0.188	4.8	0.406	10.3	1000
13SP012	0.115	2.9	0.188	4.8	0.438	11.1	1000
13RSSR0019	0.115	2.9	0.188	4.8	0.469	11.9	1000
13SP014	0.115	2.9	0.188	4.8	0.500	12.7	1000
13SP016	0.115	2.9	0.188	4.8	0.563	14.3	1000
13SP018	0.115	2.9	0.188	4.8	0.625	15.9	1000
13SP020	0.115	2.9	0.188	4.8	0.688	17.5	1000
13SP022	0.115	2.9	0.188	4.8	0.750	19.1	1000
13SP024	0.115	2.9	0.188	4.8	0.813	20.7	500
13SP026	0.115	2.9	0.188	4.8	0.875	22.2	500
13SP028	0.115	2.9	0.188	4.8	0.938	23.8	500
13SP030	0.115	2.9	0.188	4.8	1.000	25.4	1000

(Continued on next page >)

13RS/13RSSR/13SP/13ME/MSW/SWI/SWS Series (continued)
Round Nylon Through Spacers

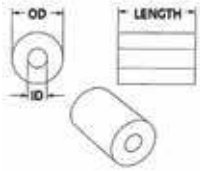

Specifications:
- Material: UL94 V-2 Nylon 6/6
- Color: Natural

Features:
- Will not rust, corrode or deteriorate
- Acts as an electrical insulator by preventing metal-to-metal contact

LINE EXTENSION

*** Note: 13ME item #'s are made of black Heat Stabilized Nylon 6/6**

Item No.	ID in	ID mm	OD in	OD mm	Length in	Length mm	Bulk Pack Qty
13SP032	0.115	2.9	0.250	6.4	0.125	3.2	1000
13RSSR0021	0.115	2.9	0.250	6.4	0.156	4.0	1000
13SP036	0.115	2.9	0.250	6.4	0.188	4.8	1000
13RS025075	0.115	2.9	0.250	6.4	0.207	5.3	1000
13RS025048	0.115	2.9	0.250	6.4	0.219	5.6	1000
13RSSR0025	0.115	2.9	0.250	6.4	0.219	5.6	1000
13SP040	0.115	2.9	0.250	6.4	0.250	6.4	1000
13RSSR0029	0.115	2.9	0.250	6.4	0.281	7.1	1000
13SP044	0.115	2.9	0.250	6.4	0.313	8.0	1000
13RSSR0033	0.115	2.9	0.250	6.4	0.344	8.7	1000
13SP048	0.115	2.9	0.250	6.4	0.375	9.5	1000
13RSSR0037	0.115	2.9	0.250	6.4	0.406	10.3	1000
13SP052	0.115	2.9	0.250	6.4	0.438	11.1	1000
13RSSR0041	0.115	2.9	0.250	6.4	0.469	11.9	1000
13SP056	0.115	2.9	0.250	6.4	0.500	12.7	500
13SP060	0.115	2.9	0.250	6.4	0.563	14.3	500
13SP064	0.115	2.9	0.250	6.4	0.625	15.9	500
13SP068	0.115	2.9	0.250	6.4	0.688	17.5	500
13SP072	0.115	2.9	0.250	6.4	0.750	19.1	500
13SP076	0.115	2.9	0.250	6.4	0.813	20.7	500
13SP080	0.115	2.9	0.250	6.4	0.875	22.2	500
13SP084	0.115	2.9	0.250	6.4	0.938	23.8	500
13SP088	0.115	2.9	0.250	6.4	1.000	25.4	500
13SP300	0.115	2.9	0.250	6.4	1.063	27.0	500
13SP304	0.115	2.9	0.250	6.4	1.125	28.6	1000
13SP308	0.115	2.9	0.250	6.4	1.188	30.2	1000
13SP312	0.115	2.9	0.250	6.4	1.250	31.8	1000
13SP316	0.115	2.9	0.250	6.4	1.313	33.4	1000
13RS025090	0.115	2.9	0.250	6.4	1.313	33.4	1000
13SP320	0.115	2.9	0.250	6.4	1.375	34.9	1000
13SP324	0.115	2.9	0.250	6.4	1.438	36.5	1000
13SP328	0.115	2.9	0.250	6.4	1.500	38.1	1000
13RS025095	0.115	2.9	0.251	6.4	0.531	13.5	1000
13SP091	0.115	2.9	0.313	8.0	0.125	3.2	1000
13SP095	0.115	2.9	0.313	8.0	0.188	4.8	1000
13SP099	0.115	2.9	0.313	8.0	0.250	6.4	500
13SP103	0.115	2.9	0.313	8.0	0.313	8.0	1000
13SP107	0.115	2.9	0.313	8.0	0.375	9.5	500
13SP111	0.115	2.9	0.313	8.0	0.438	11.1	500
13SP115	0.115	2.9	0.313	8.0	0.500	12.7	500
13SP119	0.115	2.9	0.313	8.0	0.563	14.3	500
13SP123	0.115	2.9	0.313	8.0	0.625	15.9	500
13SP127	0.115	2.9	0.313	8.0	0.688	17.5	500
13SP131	0.115	2.9	0.313	8.0	0.750	19.1	500
13SP135	0.115	2.9	0.313	8.0	0.813	20.7	500
13SP139	0.115	2.9	0.313	8.0	0.875	22.2	500
13SP143	0.115	2.9	0.313	8.0	0.938	23.8	1000
13SP147	0.115	2.9	0.313	8.0	1.000	25.4	1000
13SP335	0.115	2.9	0.313	8.0	1.063	27.0	1000
13SP339	0.115	2.9	0.313	8.0	1.125	28.6	1000
13SP343	0.115	2.9	0.313	8.0	1.188	30.2	1000
13SP347	0.115	2.9	0.313	8.0	1.250	31.8	1000
13SP351	0.115	2.9	0.313	8.0	1.313	33.4	1000
13SP355	0.115	2.9	0.313	8.0	1.375	34.9	1000
13SP359	0.115	2.9	0.313	8.0	1.438	36.5	1000
13SP363	0.115	2.9	0.313	8.0	1.500	38.1	1000
13RS037598	0.115	2.9	0.375	9.5	1.063	27.0	500
13RS018727	0.118	3.0	0.197	5.0	0.108	2.7	1000
13RS018724	0.118	3.0	0.200	5.1	0.203	5.2	1000
13RS023631	0.118	3.0	0.236	6.0	0.315	8.0	1000
13RS031223	0.118	3.0	0.315	8.0	0.236	6.0	1000
13RS018725	0.120	3.0	0.187	4.7	0.313	8.0	1000
13RS018730	0.120	3.0	0.187	4.7	0.344	8.7	1000
13RS031641	0.120	3.0	0.250	6.4	0.200	5.1	1000

Item No.	ID in	ID mm	OD in	OD mm	Length in	Length mm	Bulk Pack Qty
13RS025041	0.120	3.0	0.250	6.4	0.389	9.9	1000
13RS048012	0.120	3.0	0.470	11.9	0.359	9.1	1000
13RS018735	0.122	3.1	0.187	4.7	0.438	11.1	1000
MSW1000A	0.122	3.1	0.236	6.0	0.295	7.5	1000
13RS019330	0.125	3.2	0.193	4.9	0.250	6.4	1000
13RS021337	0.125	3.2	0.218	5.5	0.385	9.8	1000
13RS025021	0.125	3.2	0.250	6.4	0.375	9.5	1000
13RS025042	0.125	3.2	0.250	6.4	0.420	10.7	1000
13RS025014	0.125	3.2	0.250	6.4	0.823	20.9	1000
13RS028038	0.125	3.2	0.280	7.1	0.297	7.5	1000
13RS029618	0.125	3.2	0.296	7.5	0.094	2.4	1000
SWI1240A	0.125	3.2	0.305	7.7	0.500	12.7	2000
13RS031256	0.125	3.2	0.325	8.3	0.360	9.1	1000
13RS025012	0.126	3.2	0.250	6.4	0.797	20.2	1000
13ME019*	0.126	3.2	0.197	5.0	0.079	2.0	1000
13ME020*	0.126	3.2	0.197	5.0	0.118	3.0	1000
13ME021*	0.126	3.2	0.197	5.0	0.197	5.0	1000
13ME022*	0.126	3.2	0.197	5.0	0.295	7.5	1000
13ME023*	0.126	3.2	0.197	5.0	0.394	10.0	1000
13ME024*	0.126	3.2	0.197	5.0	0.591	15.0	1000
13ME025*	0.126	3.2	0.197	5.0	0.787	20.0	1000
13ME028*	0.126	3.2	0.236	6.0	0.118	3.0	1000
13ME029*	0.126	3.2	0.236	6.0	0.197	5.0	1000
13ME030*	0.126	3.2	0.236	6.0	0.295	7.5	1000
13ME031*	0.126	3.2	0.236	6.0	0.394	10.0	1000
13ME032*	0.126	3.2	0.236	6.0	0.591	15.0	1000
13ME033*	0.126	3.2	0.236	6.0	0.787	20.0	1000
13ME036*	0.126	3.2	0.315	8.0	0.118	3.0	1000
13ME037*	0.126	3.2	0.315	8.0	0.197	5.0	1000
13ME038*	0.126	3.2	0.315	8.0	0.295	7.5	1000
13ME039*	0.126	3.2	0.315	8.0	0.394	10.0	1000
13ME040*	0.126	3.2	0.315	8.0	0.591	15.0	1000
13ME041*	0.126	3.2	0.315	8.0	0.787	20.0	500
13RS020313	0.130	3.3	0.203	5.2	0.281	7.1	1000
13RS028039	0.130	3.3	0.280	7.1	0.296	7.5	1000
13RS025024	0.131	3.3	0.250	6.4	0.347	8.8	1000
13RS025022	0.132	3.4	0.252	6.4	0.532	13.5	1000
13RS025023	0.134	3.4	0.250	6.4	0.296	7.5	1000
13RS018726	0.135	3.4	0.187	4.7	0.250	6.4	1000
13RS022013	0.138	3.5	0.220	5.6	0.656	16.7	1000
13RS021830	0.140	3.6	0.218	5.5	0.156	4.0	1000
13SP033	0.140	3.6	0.250	6.4	0.125	3.2	1000
13RSSR0022	0.140	3.6	0.250	6.4	0.156	4.0	1000
13SP037	0.140	3.6	0.250	6.4	0.188	4.8	1000
13RS025059	0.140	3.6	0.250	6.4	0.210	5.3	1000
13RSSR0026	0.140	3.6	0.250	6.4	0.219	5.6	1000
13RS025058	0.140	3.6	0.250	6.4	0.220	5.6	1000
13SP041	0.140	3.6	0.250	6.4	0.250	6.4	1000
13RSSR0030	0.140	3.6	0.250	6.4	0.281	7.1	1000
13SP045	0.140	3.6	0.250	6.4	0.313	8.0	1000
13RSSR0034	0.140	3.6	0.250	6.4	0.344	8.7	1000
13SP049	0.140	3.6	0.250	6.4	0.375	9.5	1000
13RSSR0038	0.140	3.6	0.250	6.4	0.406	10.3	1000
13SP053	0.140	3.6	0.250	6.4	0.438	11.1	1000
13RSSR0042	0.140	3.6	0.250	6.4	0.469	11.9	1000
13SP057	0.140	3.6	0.250	6.4	0.500	12.7	1000
13RS025053	0.140	3.6	0.250	6.4	0.531	13.5	1000
13RS025055	0.140	3.6	0.250	6.4	0.547	13.9	1000
13SP061	0.140	3.6	0.250	6.4	0.563	14.3	500
13SP065	0.140	3.6	0.250	6.4	0.625	15.9	500
13RS025056	0.140	3.6	0.250	6.4	0.640	16.3	1000
13SP069	0.140	3.6	0.250	6.4	0.688	17.5	500
13SP073	0.140	3.6	0.250	6.4	0.750	19.1	500
13SP077	0.140	3.6	0.250	6.4	0.813	20.7	500

(Continued on next page >)

THROUGH SPACERS

13RS/13RSSR/13SP/13ME/MSW/SWI/SWS Series (continued)
Round Nylon Through Spacers

Specifications:
- Material: UL94 V-2 Nylon 6/6
- Color: Natural

Features:
- Will not rust, corrode or deteriorate
- Acts as an electrical insulator by preventing metal-to-metal contact

LINE EXTENSION

*** Note: 13ME item #'s are made of black Heat Stabilized Nylon 6/6**

Item No.	ID		OD		Length		Bulk Pack Qty
	in	mm	in	mm	in	mm	
13SP081	0.140	3.6	0.250	6.4	0.875	22.2	500
13SP085	0.140	3.6	0.250	6.4	0.938	23.8	500
13SP089	0.140	3.6	0.250	6.4	1.000	25.4	500
13SP301	0.140	3.6	0.250	6.4	1.063	27.0	500
13SP305	0.140	3.6	0.250	6.4	1.125	28.6	500
13SP309	0.140	3.6	0.250	6.4	1.188	30.2	1000
13SP313	0.140	3.6	0.250	6.4	1.250	31.8	500
13SP317	0.140	3.6	0.250	6.4	1.313	33.4	1000
13SP321	0.140	3.6	0.250	6.4	1.375	34.9	1000
13SP325	0.140	3.6	0.250	6.4	1.438	36.5	1000
13SP329	0.140	3.6	0.250	6.4	1.500	38.1	1000
13RSSR0044	0.140	3.6	0.312	7.9	0.156	4.0	1000
13RS031246	0.140	3.6	0.312	7.9	0.200	5.1	1000
13RSSR0047	0.140	3.6	0.312	7.9	0.219	5.6	1000
13RS031214	0.140	3.6	0.312	7.9	0.281	7.1	1000
13RSSR0052	0.140	3.6	0.312	7.9	0.344	8.7	1000
13RSSR0055	0.140	3.6	0.312	7.9	0.406	10.3	1000
13RSSR0058	0.140	3.6	0.312	7.9	0.469	11.9	1000
13SP092	0.140	3.6	0.313	8.0	0.125	3.2	1000
13SP096	0.140	3.6	0.313	8.0	0.188	4.8	1000
13SP100	0.140	3.6	0.313	8.0	0.250	6.4	1000
13SP104	0.140	3.6	0.313	8.0	0.313	8.0	1000
13SP108	0.140	3.6	0.313	8.0	0.375	9.5	500
13SP112	0.140	3.6	0.313	8.0	0.438	11.1	500
13SP116	0.140	3.6	0.313	8.0	0.500	12.7	500
13SP120	0.140	3.6	0.313	8.0	0.563	14.3	500
13SP124	0.140	3.6	0.313	8.0	0.625	15.9	500
13SP128	0.140	3.6	0.313	8.0	0.688	17.5	500
13SP132	0.140	3.6	0.313	8.0	0.750	19.1	500
13SP136	0.140	3.6	0.313	8.0	0.813	20.7	500
13SP140	0.140	3.6	0.313	8.0	0.875	22.2	500
13SP144	0.140	3.6	0.313	8.0	0.938	23.8	1000
13SP148	0.140	3.6	0.313	8.0	1.000	25.4	1000
13SP336	0.140	3.6	0.313	8.0	1.063	27.0	1000
13SP340	0.140	3.6	0.313	8.0	1.125	28.6	1000
13SP344	0.140	3.6	0.313	8.0	1.188	30.2	1000
13SP348	0.140	3.6	0.313	8.0	1.250	31.8	500
13SP352	0.140	3.6	0.313	8.0	1.313	33.4	1000
13SP356	0.140	3.6	0.313	8.0	1.375	34.9	1000
13SP360	0.140	3.6	0.313	8.0	1.438	36.5	1000
13SP364	0.140	3.6	0.313	8.0	1.500	38.1	1000
13SP158	0.140	3.6	0.375	9.5	0.125	3.2	1000
13RSSR0061	0.140	3.6	0.375	9.5	0.156	4.0	1000
13SP161	0.140	3.6	0.375	9.5	0.188	4.8	1000
13RSSR0065	0.140	3.6	0.375	9.5	0.219	5.6	1000
13SP164	0.140	3.6	0.375	9.5	0.250	6.4	1000
13RSSR0070	0.140	3.6	0.375	9.5	0.281	7.1	1000
13SP167	0.140	3.6	0.375	9.5	0.313	8.0	500
13RS031246	0.140	3.6	0.375	9.5	0.344	8.7	1000
13SP170	0.140	3.6	0.375	9.5	0.375	9.5	500
13RSSR0079	0.140	3.6	0.375	9.5	0.406	10.3	1000
13SP173	0.140	3.6	0.375	9.5	0.438	11.1	500
13RSSR0084	0.140	3.6	0.375	9.5	0.469	11.9	1000
13SP176	0.140	3.6	0.375	9.5	0.500	12.7	500
13SP179	0.140	3.6	0.375	9.5	0.563	14.3	500
13SP182	0.140	3.6	0.375	9.5	0.625	15.9	500
13SP185	0.140	3.6	0.375	9.5	0.688	17.5	500
13RS037570	0.140	3.6	0.375	9.5	0.700	17.8	1000
13RS037591	0.140	3.6	0.375	9.5	0.725	18.4	500
13SP188	0.140	3.6	0.375	9.5	0.750	19.1	500
13SP191	0.140	3.6	0.375	9.5	0.813	20.7	500
13SP194	0.140	3.6	0.375	9.5	0.875	22.2	500
13SP197	0.140	3.6	0.375	9.5	0.938	23.8	1000
13SP200	0.140	3.6	0.375	9.5	1.000	25.4	500
13SP372	0.140	3.6	0.375	9.5	1.063	27.0	1000
13SP375	0.140	3.6	0.375	9.5	1.125	28.6	1000
13SP378	0.140	3.6	0.375	9.5	1.188	30.2	1000
13SP381	0.140	3.6	0.375	9.5	1.250	31.8	1000
13SP384	0.140	3.6	0.375	9.5	1.313	33.4	1000

Item No.	ID		OD		Length		Bulk Pack Qty
	in	mm	in	mm	in	mm	
13SP387	0.140	3.6	0.375	9.5	1.375	34.9	1000
13SP390	0.140	3.6	0.375	9.5	1.438	36.5	1000
13SP393	0.140	3.6	0.375	9.5	1.500	38.1	1000
13RS040080	0.140	3.6	0.400	10.2	0.719	18.3	500
13RS040085	0.140	3.6	0.400	10.2	0.781	19.8	500
13RS041501	0.140	3.6	0.415	10.5	0.344	8.7	500
13RS046062	0.140	3.6	0.454	11.5	0.344	8.7	1000
13SP203	0.140	3.6	0.500	12.7	0.125	3.2	1000
13SP208	0.140	3.6	0.500	12.7	0.188	4.8	500
13SP213	0.140	3.6	0.500	12.7	0.250	6.4	500
13SP218	0.140	3.6	0.500	12.7	0.313	8.0	500
13SP223	0.140	3.6	0.500	12.7	0.375	9.5	500
13SP228	0.140	3.6	0.500	12.7	0.438	11.1	1000
13SP233	0.140	3.6	0.500	12.7	0.500	12.7	500
13SP238	0.140	3.6	0.500	12.7	0.563	14.3	500
13RS050032	0.140	3.6	0.500	12.7	0.600	15.2	500
13SP243	0.140	3.6	0.500	12.7	0.625	15.9	500
13SP248	0.140	3.6	0.500	12.7	0.688	17.5	1000
13SP253	0.140	3.6	0.500	12.7	0.750	19.1	1000
13SP258	0.140	3.6	0.500	12.7	0.813	20.7	1000
13SP263	0.140	3.6	0.500	12.7	0.813	20.7	1000
13SP268	0.140	3.6	0.500	12.7	0.938	23.8	1000
13SP273	0.140	3.6	0.500	12.7	1.000	25.4	500
13RSSR0304	0.140	3.6	0.500	12.7	2.500	63.5	250
13RS062521	0.140	3.6	0.625	15.9	0.375	9.5	500
13RS075058	0.140	3.6	0.750	19.1	0.500	12.7	500
13RS025070	0.141	3.6	0.250	6.4	0.281	7.1	1000
13RS025043	0.142	3.6	0.250	6.4	0.410	10.4	1000
13ME044*	0.142	3.6	0.236	6.0	0.118	3.0	1000
13ME045*	0.142	3.6	0.236	6.0	0.197	5.0	1000
13ME046*	0.142	3.6	0.236	6.0	0.295	7.5	1000
13ME047*	0.142	3.6	0.236	6.0	0.394	10.0	1000
13ME048*	0.142	3.6	0.236	6.0	0.591	15.0	1000
13ME049*	0.142	3.6	0.236	6.0	0.787	20.0	1000
13RS020031	0.145	3.7	0.200	5.1	0.110	2.8	1000
13RS020030	0.145	3.7	0.200	5.1	0.172	4.4	1000
13RS021535	0.145	3.7	0.215	5.5	0.328	8.3	1000
13RS044074	0.145	3.7	0.437	11.1	0.875	22.2	500
13RS075015	0.145	3.7	0.750	19.1	0.875	22.2	500
13RS021026	0.147	3.7	0.217	5.5	0.230	5.8	1000
13RS025050	0.147	3.7	0.250	6.4	0.297	7.5	1000
13RS025052	0.147	3.7	0.250	6.4	0.500	12.7	1000
13RS025092	0.150	3.8	0.250	6.4	0.345	8.8	1000
13RS025026	0.150	3.8	0.250	6.4	0.472	12.0	1000
13RS025017	0.150	3.8	0.254	6.5	0.166	4.2	1000
13RS039315	0.151	3.8	0.393	10.0	0.250	6.4	1000
13RS025091	0.152	3.9	0.251	6.4	0.156	4.0	1000
13RS030502	0.152	3.9	0.302	7.7	0.206	5.2	1000
13RS025010	0.153	3.9	0.250	6.4	0.250	6.4	1000
13RS021025	0.156	4.0	0.210	5.3	0.250	6.4	1000
13RS031225	0.156	4.0	0.312	7.9	0.256	6.5	1000
13RS068712	0.156	4.0	0.687	17.4	0.125	3.2	500
13RS025065	0.160	4.1	0.250	6.4	0.750	19.1	1000
13RS062514	0.160	4.1	0.625	15.9	0.312	7.9	500
MSW1010A	0.165	4.2	0.315	8.0	0.394	10.0	1000
13RS040086	0.165	4.2	0.315	8.0	0.984	25.0	1000
13RS044086	0.165	4.2	0.315	8.0	0.984	25.0	500
13RS037586	0.165	4.2	0.375	9.5	2.000	50.8	500
13RSSR0023	0.166	4.2	0.250	6.4	0.156	4.0	1000
13RSSR0027	0.166	4.2	0.250	6.4	0.219	5.6	1000
13RSSR0031	0.166	4.2	0.250	6.4	0.281	7.1	1000
13RSSR0035	0.166	4.2	0.250	6.4	0.344	8.7	1000
13RSSR0039	0.166	4.2	0.250	6.4	0.406	10.3	1000
13RSSR0043	0.166	4.2	0.250	6.4	0.469	11.9	1000
13RS025015	0.166	4.2	0.250	6.4	0.500	12.7	1000
13RSSR0045	0.166	4.2	0.312	7.9	0.156	4.0	1000
13RSSR0048	0.166	4.2	0.312	7.9	0.219	5.6	1000
13RSSR0050	0.166	4.2	0.312	7.9	0.281	7.1	1000
13RSSR0053	0.166	4.2	0.312	7.9	0.344	8.7	1000

(Continued on next page >)

13RS/13RSSR/13SP/13ME/MSW/SWI/SWS Series (continued)
Round Nylon Through Spacers

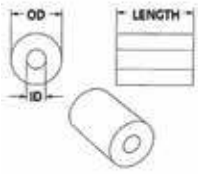

Specifications:
- Material: UL94 V-2 Nylon 6/6
- Color: Natural

Features:
- Will not rust, corrode or deteriorate
- Acts as an electrical insulator by preventing metal-to-metal contact

LINE EXTENSION

*** Note: 13ME item #'s are made of black Heat Stabilized Nylon 6/6**

Item No.	ID in	ID mm	OD in	OD mm	Length in	Length mm	Bulk Pack Qty
13RSSR0056	0.166	4.2	0.312	7.9	0.406	10.3	1000
13RSSR0059	0.166	4.2	0.312	7.9	0.469	11.9	1000
13RSSR0062	0.166	4.2	0.375	9.5	0.156	4.0	1000
13RSSR0066	0.166	4.2	0.375	9.5	0.219	5.6	1000
13RSSR0071	0.166	4.2	0.375	9.5	0.281	7.1	1000
13RSSR0075	0.166	4.2	0.375	9.5	0.344	8.7	1000
13RSSR0080	0.166	4.2	0.375	9.5	0.406	10.3	1000
13RSSR0085	0.166	4.2	0.375	9.5	0.469	11.9	1000
13RSSR0299	0.166	4.2	0.500	12.7	2.250	57.2	250
13RSSR0305	0.166	4.2	0.500	12.7	2.500	63.5	250
13RSSR0311	0.166	4.2	0.500	12.7	2.750	69.9	250
13RS031263	0.169	4.3	0.315	8.0	0.315	8.0	1000
MSW1020A	0.169	4.4	0.354	9.0	0.055	1.4	1000
13RS039342	0.169	4.3	0.393	10.0	0.234	5.9	1000
13RS040083	0.169	4.3	0.394	10.0	0.787	20.0	500
13ME052*	0.169	4.3	0.315	8.0	0.118	3.0	1000
13ME053*	0.169	4.3	0.315	8.0	0.197	5.0	1000
13ME054*	0.169	4.3	0.315	8.0	0.295	7.5	1000
13ME055*	0.169	4.3	0.315	8.0	0.394	10.0	1000
13ME056*	0.169	4.3	0.315	8.0	0.591	15.0	1000
13ME057*	0.169	4.3	0.315	8.0	0.787	20.0	1000
13RS028030	0.170	4.3	0.280	7.1	0.300	7.6	1000
13RS050025	0.170	4.3	0.500	12.7	0.255	6.5	1000
13RS050027	0.170	4.3	0.500	12.7	0.270	6.9	500
13SP034	0.171	4.3	0.250	6.4	0.125	3.2	1000
13SP038	0.171	4.3	0.250	6.4	0.188	4.8	1000
13SP042	0.171	4.3	0.250	6.4	0.250	6.4	1000
13SP046	0.171	4.3	0.250	6.4	0.313	8.0	1000
13RS025051	0.171	4.3	0.250	6.4	0.334	8.5	1000
13RS025013	0.171	4.3	0.250	6.4	0.355	9.0	1000
13SP050	0.171	4.3	0.250	6.4	0.375	9.5	1000
13RS025057	0.171	4.3	0.250	6.4	0.375	9.5	1000
13RS025011	0.171	4.3	0.250	6.4	0.413	10.5	1000
13SP054	0.171	4.3	0.250	6.4	0.438	11.1	1000
13RS025019	0.171	4.3	0.250	6.4	0.475	12.1	1000
13SP058	0.171	4.3	0.250	6.4	0.500	12.7	500
13SP062	0.171	4.3	0.250	6.4	0.563	14.3	500
13RS025018	0.171	4.3	0.250	6.4	0.575	14.6	1000
13SP066	0.171	4.3	0.250	6.4	0.625	15.9	500
13SP070	0.171	4.3	0.250	6.4	0.688	17.5	500
13SP074	0.171	4.3	0.250	6.4	0.750	19.1	500
13SP078	0.171	4.3	0.250	6.4	0.813	20.7	500
13SP082	0.171	4.3	0.250	6.4	0.875	22.2	500
13SP086	0.171	4.3	0.250	6.4	0.938	23.8	500
13SP090	0.171	4.3	0.250	6.4	1.000	25.4	500
13RS031251	0.171	4.3	0.312	7.9	1.875	47.6	1000
13SP093	0.171	4.3	0.313	8.0	0.125	3.2	1000
13SP097	0.171	4.3	0.313	8.0	0.188	4.8	1000
13SP101	0.171	4.3	0.313	8.0	0.250	6.4	1000
13SP105	0.171	4.3	0.313	8.0	0.313	8.0	1000
13SP109	0.171	4.3	0.313	8.0	0.375	9.5	500
13SP113	0.171	4.3	0.313	8.0	0.438	11.1	500
13SP117	0.171	4.3	0.313	8.0	0.500	12.7	500
13SP121	0.171	4.3	0.313	8.0	0.563	14.3	500
13SP125	0.171	4.3	0.313	8.0	0.625	15.9	1000
13RS031254	0.171	4.3	0.313	8.0	0.671	17.0	1000
13SP129	0.171	4.3	0.313	8.0	0.688	17.5	500
13SP133	0.171	4.3	0.313	8.0	0.750	19.1	500
13SP137	0.171	4.3	0.313	8.0	0.813	20.7	500
13SP141	0.171	4.3	0.313	8.0	0.875	22.2	500
13SP145	0.171	4.3	0.313	8.0	0.938	23.8	500
13SP149	0.171	4.3	0.313	8.0	1.000	25.4	500
13SP337	0.171	4.3	0.313	8.0	1.063	27.0	1000
13SP341	0.171	4.3	0.313	8.0	1.125	28.6	1000
13SP345	0.171	4.3	0.313	8.0	1.188	30.2	1000
13SP349	0.171	4.3	0.313	8.0	1.250	31.8	1000
13SP353	0.171	4.3	0.313	8.0	1.313	33.4	500
13SP357	0.171	4.3	0.313	8.0	1.375	34.9	1000
13SP361	0.171	4.3	0.313	8.0	1.438	36.5	1000
13SP365	0.171	4.3	0.313	8.0	1.500	38.1	1000
13RS031243	0.171	4.3	0.313	8.0	2.438	61.9	1000
13SP159	0.171	4.3	0.375	9.5	0.125	3.2	1000
13SP162	0.171	4.3	0.375	9.5	0.188	4.8	1000
13SP165	0.171	4.3	0.375	9.5	0.250	6.4	1000
13SP168	0.171	4.3	0.375	9.5	0.313	8.0	500
13SP171	0.171	4.3	0.375	9.5	0.375	9.5	1000
13SP174	0.171	4.3	0.375	9.5	0.438	11.1	500
13SP177	0.171	4.3	0.375	9.5	0.500	12.7	500
13SP180	0.171	4.3	0.375	9.5	0.563	14.3	500
13SP183	0.171	4.3	0.375	9.5	0.625	15.9	500
13SP186	0.171	4.3	0.375	9.5	0.688	17.5	500
13SP189	0.171	4.3	0.375	9.5	0.750	19.1	500
13SP192	0.171	4.3	0.375	9.5	0.813	20.7	500
13SP195	0.171	4.3	0.375	9.5	0.875	22.2	500
13SP198	0.171	4.3	0.375	9.5	0.938	23.8	250
13SP201	0.171	4.3	0.375	9.5	1.000	25.4	500
13SP373	0.171	4.3	0.375	9.5	1.063	27.0	1000
13SP376	0.171	4.3	0.375	9.5	1.125	28.6	1000
13SP379	0.171	4.3	0.375	9.5	1.188	30.2	1000
13SP382	0.171	4.3	0.375	9.5	1.250	31.8	1000
13SP385	0.171	4.3	0.375	9.5	1.313	33.4	1000
13SP388	0.171	4.3	0.375	9.5	1.375	34.9	1000
13SP391	0.171	4.3	0.375	9.5	1.438	36.5	1000
13SP394	0.171	4.3	0.375	9.5	1.500	38.1	1000
13RS037519	0.171	4.3	0.380	9.7	0.275	7.0	1000
13RS043729	0.171	4.3	0.438	11.1	0.655	16.6	500
13SP204	0.171	4.3	0.500	12.7	0.125	3.2	1000
13SP209	0.171	4.3	0.500	12.7	0.188	4.8	1000
13SP214	0.171	4.3	0.500	12.7	0.250	6.4	500
13SP219	0.171	4.3	0.500	12.7	0.313	8.0	500
13SP224	0.171	4.3	0.500	12.7	0.375	9.5	500
13SP229	0.171	4.3	0.500	12.7	0.438	11.1	1000
13SP234	0.171	4.3	0.500	12.7	0.500	12.7	500
13SP239	0.171	4.3	0.500	12.7	0.563	14.3	500
13SP244	0.171	4.3	0.500	12.7	0.625	15.9	1000
13SP249	0.171	4.3	0.500	12.7	0.688	17.5	1000
13SP254	0.171	4.3	0.500	12.7	0.750	19.1	1000
13SP259	0.171	4.3	0.500	12.7	0.813	20.7	1000
13SP264	0.171	4.3	0.500	12.7	0.875	22.2	1000
13SP269	0.171	4.3	0.500	12.7	0.938	23.8	1000
13SP274	0.171	4.3	0.500	12.7	1.000	25.4	500
13RS035453	0.172	4.4	0.354	9.0	0.531	13.5	1000
13RS025054	0.173	4.4	0.250	6.4	0.281	7.1	1000
13RS062551	0.173	4.4	0.625	15.9	0.250	6.4	500
13RS075059	0.173	4.4	0.750	19.1	0.250	6.4	500
13RS024014	0.175	4.4	0.245	6.2	0.156	4.0	1000
13RS024015	0.175	4.4	0.245	6.2	0.166	4.2	1000
13RS030503	0.175	4.4	0.300	7.6	0.197	5.0	1000
13RS031257	0.175	4.4	0.313	8.0	0.154	3.9	1000
13RS037514	0.175	4.4	0.376	9.6	0.150	3.8	1000
13RS125311	0.177	4.5	1.250	31.8	0.563	14.3	250
13RS125075	0.177	4.5	1.250	31.8	0.625	15.9	250
13RS031242	0.182	4.6	0.315	8.0	0.430	10.9	1000
13RS042700	0.182	4.6	0.427	10.8	0.734	18.6	500
13RS027541	0.185	4.7	0.275	7.0	0.090	2.3	1000
13RS031253	0.187	4.7	0.313	8.0	0.171	4.3	1000
13RS075088	0.187	4.7	0.750	19.1	0.500	12.7	500
13RS100020	0.187	4.7	0.990	25.1	0.250	6.4	500
13RS025016	0.188	4.8	0.250	6.4	0.188	4.8	1000
13RS031640	0.188	4.8	0.316	8.0	0.203	5.2	1000
13RS031830	0.189	4.8	0.313	8.0	0.297	7.5	1000
13RS046319	0.190	4.8	0.463	11.8	0.313	8.0	1000
13RS031262	0.191	4.9	0.312	7.9	0.870	22.1	500
13RS048015	0.191	4.9	0.475	12.1	0.328	8.3	500

(Continued on next page >)

THROUGH SPACERS

13RS/13RSSR/13SP/13ME/MSW/SWI/SWS Series (continued)
Round Nylon Through Spacers

Specifications:
- Material: UL94 V-2 Nylon 6/6
- Color: Natural

Features:
- Will not rust, corrode or deteriorate
- Acts as an electrical insulator by preventing metal-to-metal contact

LINE EXTENSION

*** Note: 13ME item #'s are made of black Heat Stabilized Nylon 6/6**

Item No.	ID in	ID mm	OD in	OD mm	Length in	Length mm	Bulk Pack Qty
13RS062519	0.191	4.9	0.625	15.9	0.250	6.4	500
13RSSR0046	0.192	4.9	0.312	7.9	0.156	4.0	1000
13RSSR0049	0.192	4.9	0.312	7.9	0.219	5.6	1000
13RSSR0051	0.192	4.9	0.312	7.9	0.281	7.1	1000
13RSSR0054	0.192	4.9	0.312	7.9	0.344	8.7	1000
13RSSR0057	0.192	4.9	0.312	7.9	0.406	10.3	1000
13RSSR0060	0.192	4.9	0.312	7.9	0.469	11.9	1000
13RSSR0063	0.192	4.9	0.375	9.5	0.156	4.0	1000
13RSSR0067	0.192	4.9	0.375	9.5	0.219	5.6	1000
13RSSR0072	0.192	4.9	0.375	9.5	0.281	7.1	1000
13RSSR0076	0.192	4.9	0.375	9.5	0.344	8.7	1000
13RSSR0081	0.192	4.9	0.375	9.5	0.406	10.3	1000
13RSSR0086	0.192	4.9	0.375	9.5	0.469	11.9	1000
13RSSR0300	0.192	4.9	0.500	12.7	2.250	57.2	250
13RSSR0306	0.192	4.9	0.500	12.7	2.500	63.5	250
13RSSR0139	0.192	4.9	0.625	15.9	0.250	6.4	500
13RSSR0143	0.192	4.9	0.625	15.9	0.312	7.9	500
13RSSR0147	0.192	4.9	0.625	15.9	0.375	9.5	500
13RSSR0151	0.192	4.9	0.625	15.9	0.437	11.1	500
13RSSR0155	0.192	4.9	0.625	15.9	0.500	12.7	500
13RSSR0158	0.192	4.9	0.625	15.9	0.563	14.3	500
13RSSR0162	0.192	4.9	0.625	15.9	0.625	15.9	500
13RSSR0165	0.192	4.9	0.625	15.9	0.750	19.1	500
13RSSR0169	0.192	4.9	0.625	15.9	0.875	22.2	500
13RSSR0173	0.192	4.9	0.625	15.9	1.000	25.4	500
13RSSR0177	0.192	4.9	0.625	15.9	1.125	28.6	500
13RSSR0181	0.192	4.9	0.625	15.9	1.250	31.8	500
13RSSR0185	0.192	4.9	0.625	15.9	1.375	34.9	500
13RSSR0189	0.192	4.9	0.625	15.9	1.500	38.1	500
13RSSR0193	0.192	4.9	0.625	15.9	1.750	44.5	500
13RSSR0197	0.192	4.9	0.625	15.9	2.000	50.8	500
13RSSR0320	0.192	4.9	0.625	15.9	2.250	57.2	250
13RSSR0324	0.192	4.9	0.625	15.9	2.500	63.5	250
13RSSR0328	0.192	4.9	0.625	15.9	2.750	69.9	250
13RS100039	0.193	4.9	1.000	25.4	0.250	6.4	500
13RS031216	0.194	4.9	0.312	7.9	0.228	5.8	1000
13RS031212	0.194	4.9	0.312	7.9	0.530	13.5	1000
13RS031231	0.194	4.9	0.312	7.9	0.590	15.0	1000
13RS031244	0.194	4.9	0.312	7.9	1.155	29.3	1000
13RS031211	0.194	4.9	0.312	7.9	1.405	35.7	1000
13RS031249	0.194	4.9	0.312	7.9	2.000	50.8	1000
13SP094	0.194	4.9	0.313	8.0	0.125	3.2	1000
13SP098	0.194	4.9	0.313	8.0	0.188	4.8	1000
13SP102	0.194	4.9	0.313	8.0	0.250	6.4	1000
13SP106	0.194	4.9	0.313	8.0	0.313	8.0	500
13SP110	0.194	4.9	0.313	8.0	0.375	9.5	500
13SP114	0.194	4.9	0.313	8.0	0.438	11.1	1000
13SP118	0.194	4.9	0.313	8.0	0.500	12.7	1000
13SP122	0.194	4.9	0.313	8.0	0.563	14.3	500
13SP126	0.194	4.9	0.313	8.0	0.625	15.9	500
13SP130	0.194	4.9	0.313	8.0	0.688	17.5	500
13SP134	0.194	4.9	0.313	8.0	0.750	19.1	500
13SP138	0.194	4.9	0.313	8.0	0.813	20.7	500
13SP142	0.194	4.9	0.313	8.0	0.875	22.2	500
13SP146	0.194	4.9	0.313	8.0	0.938	23.8	1000
13SP150	0.194	4.9	0.313	8.0	1.000	25.4	500
13SP338	0.194	4.9	0.313	8.0	1.063	27.0	500
13SP342	0.194	4.9	0.313	8.0	1.125	28.6	500
13SP346	0.194	4.9	0.313	8.0	1.188	30.2	500
13SP350	0.194	4.9	0.313	8.0	1.250	31.8	1000
13SP354	0.194	4.9	0.313	8.0	1.313	33.4	1000
13SP358	0.194	4.9	0.313	8.0	1.375	34.9	1000
13SP362	0.194	4.9	0.313	8.0	1.438	36.5	1000
13SP366	0.194	4.9	0.313	8.0	1.500	38.1	1000
13RS037041	0.194	4.9	0.370	9.4	0.418	10.6	1000
13SP160	0.194	4.9	0.375	9.5	0.125	3.2	1000
13RS037512	0.194	4.9	0.375	9.5	0.184	4.7	1000
13SP163	0.194	4.9	0.375	9.5	0.188	4.8	1000
13SP166	0.194	4.9	0.375	9.5	0.250	6.4	1000
13SP169	0.194	4.9	0.375	9.5	0.313	8.0	500

Item No.	ID in	ID mm	OD in	OD mm	Length in	Length mm	Bulk Pack Qty
13RS037513	0.194	4.9	0.375	9.5	0.340	8.6	1000
13SP172	0.194	4.9	0.375	9.5	0.375	9.5	500
13SP175	0.194	4.9	0.375	9.5	0.438	11.1	500
13SP178	0.194	4.9	0.375	9.5	0.500	12.7	500
13SP181	0.194	4.9	0.375	9.5	0.563	14.3	500
13SP184	0.194	4.9	0.375	9.5	0.625	15.9	500
13SP187	0.194	4.9	0.375	9.5	0.688	17.5	500
13SP190	0.194	4.9	0.375	9.5	0.750	19.1	500
13SP193	0.194	4.9	0.375	9.5	0.813	20.7	500
13SP196	0.194	4.9	0.375	9.5	0.875	22.2	500
13SP199	0.194	4.9	0.375	9.5	0.938	23.8	500
13SP202	0.194	4.9	0.375	9.5	1.000	25.4	1000
13SP374	0.194	4.9	0.375	9.5	1.063	27.0	1000
13SP377	0.194	4.9	0.375	9.5	1.125	28.6	1000
13SP380	0.194	4.9	0.375	9.5	1.188	30.2	1000
13SP383	0.194	4.9	0.375	9.5	1.250	31.8	1000
13SP386	0.194	4.9	0.375	9.5	1.313	33.4	1000
13SP389	0.194	4.9	0.375	9.5	1.375	34.9	1000
13SP392	0.194	4.9	0.375	9.5	1.438	36.5	1000
13SP395	0.194	4.9	0.375	9.5	1.500	38.1	1000
13SP205	0.194	4.9	0.500	12.7	0.125	3.2	1000
13SP210	0.194	4.9	0.500	12.7	0.188	4.8	500
13SP215	0.194	4.9	0.500	12.7	0.250	6.4	1000
13SP220	0.194	4.9	0.500	12.7	0.313	8.0	500
13SP225	0.194	4.9	0.500	12.7	0.375	9.5	500
13RS050015	0.194	4.9	0.500	12.7	0.406	10.3	500
13SP230	0.194	4.9	0.500	12.7	0.438	11.1	500
13SP235	0.194	4.9	0.500	12.7	0.500	12.7	1000
13SP240	0.194	4.9	0.500	12.7	0.563	14.3	1000
13SP245	0.194	4.9	0.500	12.7	0.625	15.9	500
13SP250	0.194	4.9	0.500	12.7	0.688	17.5	1000
13SP255	0.194	4.9	0.500	12.7	0.750	19.1	500
13SP260	0.194	4.9	0.500	12.7	0.813	20.7	1000
13SP265	0.194	4.9	0.500	12.7	0.875	22.2	1000
13SP270	0.194	4.9	0.500	12.7	0.938	23.8	1000
13SP275	0.194	4.9	0.500	12.7	1.000	25.4	500
13RS075074	0.194	4.9	0.750	19.1	0.750	19.1	500
13RS025009	0.195	5.0	0.250	6.4	0.195	5.0	1000
13RS027540	0.195	5.0	0.275	7.0	0.400	10.2	1000
13RS031221	0.195	5.0	0.312	7.9	0.214	5.4	1000
13RS031245	0.195	5.0	0.312	7.9	0.355	9.0	1000
13RS031339	0.195	5.0	0.313	8.0	0.385	9.8	1000
13RS048011	0.195	5.0	0.472	12.0	0.377	9.6	1000
13RS050019	0.195	5.0	0.500	12.7	0.451	11.5	500
13RS034002	0.198	5.0	0.344	8.7	0.281	7.1	1000
13RS043722	0.198	5.0	0.437	11.1	0.281	7.1	1000
13RS025066	0.200	5.1	0.260	6.6	0.556	14.1	1000
13RS025062	0.200	5.1	0.260	6.6	0.594	15.1	1000
13RS025063	0.200	5.1	0.265	6.7	0.296	7.5	1000
13RS031215	0.200	5.1	0.309	7.8	0.346	8.8	1000
13RS036033	0.200	5.1	0.350	8.9	0.400	10.2	500
13RS040084	0.200	5.1	0.420	10.7	0.500	12.7	500
13RS040087	0.200	5.1	0.430	10.9	0.500	12.7	500
13RS075079	0.200	5.1	0.750	19.1	1.000	25.4	250
13RS100038	0.200	5.1	1.000	25.4	0.375	9.5	500
13RS125385	0.200	5.1	1.250	31.8	0.380	9.7	250
13RS037548	0.203	5.2	0.375	9.5	0.109	2.8	1000
13RS037547	0.203	5.2	0.375	9.5	0.266	6.8	1000
13RS060550	0.203	5.2	0.606	15.4	0.625	15.9	500
13RS075082	0.203	5.2	0.750	19.1	0.100	2.5	500
13RS081262	0.203	5.2	0.825	21.0	0.625	15.9	500
13RS025020	0.205	5.2	0.250	6.4	0.230	5.8	1000
13RS025025	0.205	5.2	0.250	6.4	0.245	6.2	1000
13RS031213	0.205	5.2	0.312	7.9	0.160	4.1	1000
MSW1080A	0.205	5.2	0.394	10.0	0.197	5.0	1000
MSW1040A	0.205	5.2	0.394	10.0	0.295	7.5	1000
MSW1050A	0.205	5.2	0.394	10.0	0.394	10.0	1000
MSW1060A	0.205	5.2	0.394	10.0	0.591	15.0	1000
SWI1570A	0.205	5.2	0.500	12.7	0.510	13.0	1000
13RS062592	0.205	5.2	0.630	16.0	0.984	25.0	500

(Continued on next page >)

13RS/13RSSR/13SP/13ME/MSW/SWI/SWS Series (continued)
Round Nylon Through Spacers

Specifications:
- Material: UL94 V-2 Nylon 6/6
- Color: Natural

Features:
- Will not rust, corrode or deteriorate
- Acts as an electrical insulator by preventing metal-to-metal contact

LINE EXTENSION

*** Note: 13ME item #'s are made of black Heat Stabilized Nylon 6/6**

Item No.	ID in	ID mm	OD in	OD mm	Length in	Length mm	Bulk Pack Qty
13RS028035	0.208	5.3	0.281	7.1	0.187	4.7	1000
13RS020033	0.208	5.3	0.283	7.2	0.166	4.2	1000
13ME060*	0.209	5.3	0.394	10.0	0.118	3.0	1000
13ME061*	0.209	5.3	0.394	10.0	0.197	5.0	1000
13ME062*	0.209	5.3	0.394	10.0	0.295	7.5	1000
13ME063*	0.209	5.3	0.394	10.0	0.394	10.0	1000
13ME064*	0.209	5.3	0.394	10.0	0.591	15.0	500
13ME065*	0.209	5.3	0.394	10.0	0.787	20.0	1000
13RS061021	0.210	5.3	0.375	9.5	0.610	15.5	500
13RS063052	0.210	5.3	0.656	16.7	0.538	13.7	500
13RS050020	0.213	5.4	0.500	12.7	0.250	6.4	500
13RS031255	0.215	5.5	0.320	8.1	0.220	5.6	1000
13RS031248	0.218	5.5	0.312	7.9	0.875	22.2	1000
13RS034006	0.218	5.5	0.343	8.7	0.625	15.9	1000
13RSSR0068	0.218	5.5	0.375	9.5	0.219	5.6	1000
13RSSR0073	0.218	5.5	0.375	9.5	0.281	7.1	1000
13RSSR0077	0.218	5.5	0.375	9.5	0.344	8.7	1000
13RSSR0082	0.218	5.5	0.375	9.5	0.406	10.3	1000
13RS037521	0.218	5.5	0.375	9.5	0.438	11.1	500
13RS037035	0.218	5.5	0.375	9.5	0.469	11.9	1000
13RSSR0087	0.218	5.5	0.375	9.5	0.469	11.9	1000
13RS031247	0.219	5.6	0.313	8.0	0.813	20.7	1000
13RS037515	0.219	5.6	0.375	9.5	0.156	4.0	1000
13RS037517	0.219	5.6	0.375	9.5	0.172	4.4	1000
13RS037520	0.219	5.6	0.375	9.5	0.203	5.2	1000
13RS043723	0.219	5.6	0.438	11.1	0.375	9.5	1000
13SP206	0.219	5.6	0.500	12.7	0.125	3.2	1000
13SP211	0.219	5.6	0.500	12.7	0.188	4.8	500
13SP216	0.219	5.6	0.500	12.7	0.250	6.4	500
13SP226	0.219	5.6	0.500	12.7	0.375	9.5	1000
13SP231	0.219	5.6	0.500	12.7	0.438	11.1	1000
13SP236	0.219	5.6	0.500	12.7	0.500	12.7	500
13SP241	0.219	5.6	0.500	12.7	0.563	14.3	500
13SP246	0.219	5.6	0.500	12.7	0.625	15.9	1000
13RS050009	0.219	5.6	0.500	12.7	0.649	16.5	500
13SP251	0.219	5.6	0.500	12.7	0.688	17.5	1000
13SP256	0.219	5.6	0.500	12.7	0.750	19.1	1000
13SP261	0.219	5.6	0.500	12.7	0.813	20.7	1000
13SP266	0.219	5.6	0.500	12.7	0.875	22.2	1000
13SP271	0.219	5.6	0.500	12.7	0.938	23.8	1000
13SP276	0.219	5.6	0.500	12.7	1.000	25.4	1000
13RS052002	0.219	5.6	0.533	13.5	0.360	9.1	500
13RS037522	0.220	5.6	0.375	9.5	0.375	9.5	1000
13RS044109	0.220	5.6	0.438	11.1	0.406	10.3	500
13RS044128	0.220	5.6	0.438	11.1	0.594	15.1	500
13RS044075	0.220	5.6	0.438	11.1	0.750	19.1	500
13RS044087	0.220	5.6	0.438	11.1	0.875	22.2	500
13RS044232	0.220	5.6	0.438	11.1	1.563	39.7	250
13RS044150	0.220	5.6	0.438	11.1	5.500	139.7	500
13RS050024	0.220	5.6	0.500	12.7	0.135	3.4	500
13SP221	0.220	5.6	0.500	12.7	0.313	8.0	500
13RS039344	0.221	5.6	0.394	10.0	0.984	25.0	500
13RS028440	0.224	5.7	0.284	7.2	0.400	10.2	1000
13RS031222	0.225	5.7	0.309	7.8	0.280	7.1	1000
13RS031258	0.225	5.7	0.312	7.9	0.438	11.1	1000
13RS037525	0.225	5.7	0.375	9.5	0.250	6.4	1000
13RS031226	0.228	5.8	0.313	8.0	0.260	6.6	1000
13RS037599	0.230	5.8	0.375	9.5	0.925	23.5	500
13RS059033	0.236	6.0	0.590	15.0	0.310	7.9	500
13RS050011	0.244	6.2	0.500	12.7	0.295	7.5	500
13RS056256	0.245	6.2	0.555	14.1	0.563	14.3	500
13RS075035	0.245	6.2	0.750	19.1	0.361	9.2	500
13RS031230	0.246	6.2	0.312	7.9	0.250	6.4	1000
13RS031250	0.246	6.2	0.312	7.9	0.495	12.6	500
13RS037441	0.248	6.3	0.374	9.5	0.406	10.3	1000
13RS039343	0.248	6.3	0.394	10.0	0.433	11.0	1000
MSW1090A	0.248	6.3	0.591	15.0	0.295	7.5	1000
MSW1100C	0.248	6.3	0.591	15.0	0.299	7.6	1000
MSW1110A	0.248	6.3	0.591	15.0	0.394	10.0	1000
MSW1120A	0.248	6.3	0.591	15.0	0.591	15.0	1000
13RS094550	0.248	6.3	0.946	24.0	0.500	12.7	250
13ME068*	0.248	6.3	0.394	10.0	0.118	3.0	1000
13ME069*	0.248	6.3	0.394	10.0	0.197	5.0	1000
13ME070*	0.248	6.3	0.394	10.0	0.295	7.5	1000
13ME071*	0.248	6.3	0.394	10.0	0.394	10.0	1000
13ME072*	0.248	6.3	0.394	10.0	0.591	15.0	500
13ME073*	0.248	6.3	0.394	10.0	0.787	20.0	500
13ME074*	0.248	6.3	0.394	10.0	0.984	25.0	1000
13ME132*	0.248	6.3	0.394	10.0	1.102	28.0	1000
13ME075*	0.248	6.3	0.394	10.0	1.181	30.0	500
13RS050014	0.249	6.3	0.501	12.7	0.390	9.9	500
13RS030501	0.250	6.4	0.303	7.7	0.312	7.9	1000
13RS031260	0.250	6.4	0.313	8.0	0.630	16.0	1000
13RS037559	0.250	6.4	0.375	9.5	0.593	15.1	500
13RS037558	0.250	6.4	0.375	9.5	0.630	16.0	1000
13RS037574	0.250	6.4	0.375	9.5	0.859	21.8	500
13RS038037	0.250	6.4	0.380	9.7	0.440	11.2	1000
13RS039000	0.250	6.4	0.390	9.9	0.300	7.6	1000
13RS043724	0.250	6.4	0.438	11.1	0.394	10.0	500
13RS043725	0.250	6.4	0.438	11.1	0.591	15.0	500
13RSSR0254	0.250	6.4	0.500	12.7	1.250	31.8	500
13RS050099	0.250	6.4	0.500	12.7	2.125	54.0	250
13RS050000	0.250	6.4	0.500	12.7	3.000	76.2	250
13RS053546	0.250	6.4	0.535	13.6	0.610	15.5	500
13RS060551	0.250	6.4	0.602	15.3	0.622	15.8	500
13RS062530	0.250	6.4	0.610	15.5	0.375	9.5	1000
13RS062589	0.250	6.4	0.625	15.9	0.500	12.7	500
13RS062587	0.250	6.4	0.625	15.9	0.625	15.9	500
13RSSR0170	0.250	6.4	0.625	15.9	0.875	22.2	500
13RS062586	0.250	6.4	0.625	15.9	1.000	25.4	500
13RS062585	0.250	6.4	0.625	15.9	1.500	38.1	500
13RS075020	0.250	6.4	0.740	18.8	0.250	6.4	500
SWI1610A	0.250	6.4	0.740	18.8	0.250	6.4	5000
13RS075037	0.250	6.4	0.745	18.9	0.375	9.5	500
13RS075033	0.250	6.4	0.750	19.1	0.188	4.8	500
13RS075048	0.250	6.4	0.750	19.1	0.500	12.7	500
13RS075052	0.250	6.4	0.750	19.1	0.878	22.3	250
13RS087046	0.250	6.4	0.866	22.0	0.394	10.0	500
13RS100012	0.250	6.4	1.000	25.4	0.125	3.2	1000
13RS100018	0.250	6.4	1.000	25.4	0.188	4.8	500
13RS100030	0.250	6.4	1.000	25.4	0.225	5.7	500
13RS100021	0.250	6.4	1.000	25.4	0.250	6.4	500
13RS100026	0.250	6.4	1.000	25.4	0.438	11.1	500
13RS162592	0.250	6.4	1.062	27.0	0.280	7.1	250
13RS100057	0.250	6.4	1.180	30.0	0.217	5.5	500
13RS187510	0.250	6.4	1.860	47.2	1.000	25.4	250
13RS038930	0.251	6.4	0.389	9.9	0.125	3.2	1000
13RS087550	0.251	6.4	0.875	22.2	0.625	15.9	250
13RS036032	0.252	6.4	0.360	9.1	0.425	10.8	1000
13RSSR0064	0.252	6.4	0.375	9.5	0.156	4.0	1000
13RS037518	0.252	6.4	0.375	9.5	0.188	4.8	1000
13RSSR0069	0.252	6.4	0.375	9.5	0.219	5.6	1000
13RSSR0074	0.252	6.4	0.375	9.5	0.281	7.1	1000
13RSSR0078	0.252	6.4	0.375	9.5	0.344	8.7	1000
13RS037550	0.252	6.4	0.375	9.5	0.375	9.5	1000
13RSSR0083	0.252	6.4	0.375	9.5	0.406	10.3	1000
13RSSR0088	0.252	6.4	0.375	9.5	0.469	11.9	1000
13RS037516	0.252	6.4	0.375	9.5	0.820	20.8	1000
13RS046060	0.252	6.4	0.460	11.7	0.563	14.3	1000
MSW1150A	0.252	6.4	0.500	12.7	0.193	4.9	1000
MSW1160A	0.252	6.4	0.500	12.7	0.500	12.7	1000
13RS050001	0.252	6.4	0.500	12.7	2.500	63.5	250
MSW1170A	0.252	6.4	0.563	14.3	0.063	1.6	1000
MSW1180A	0.252	6.4	0.563	14.3	0.126	3.2	1000
13RSSR0140	0.252	6.4	0.625	15.9	0.250	6.4	500
13RSSR0144	0.252	6.4	0.625	15.9	0.312	7.9	500
13RSSR0148	0.252	6.4	0.625	15.9	0.375	9.5	500
13RSSR0152	0.252	6.4	0.625	15.9	0.437	11.1	500

(Continued on next page >)

THROUGH SPACERS

13RS/13RSSR/13SP/13ME/MSW/SWI/SWS Series (continued)
Round Nylon Through Spacers

Specifications:
- Material: UL94 V-2 Nylon 6/6
- Color: Natural

Features:
- Will not rust, corrode or deteriorate
- Acts as an electrical insulator by preventing metal-to-metal contact

LINE EXTENSION

*** Note: 13ME item #'s are made of black Heat Stabilized Nylon 6/6**

Item No.	ID in	ID mm	OD in	OD mm	Length in	Length mm	Bulk Pack Qty
13RSSR0156	0.252	6.4	0.625	15.9	0.500	12.7	500
13RSSR0159	0.252	6.4	0.625	15.9	0.563	14.3	500
13RSSR0163	0.252	6.4	0.625	15.9	0.625	15.9	500
13RSSR0166	0.252	6.4	0.625	15.9	0.750	19.1	500
13RSSR0174	0.252	6.4	0.625	15.9	1.000	25.4	500
13RSSR0178	0.252	6.4	0.625	15.9	1.125	28.6	500
13RSSR0182	0.252	6.4	0.625	15.9	1.250	31.8	500
13RSSR0186	0.252	6.4	0.625	15.9	1.375	34.9	500
13RSSR0190	0.252	6.4	0.625	15.9	1.500	38.1	500
13RSSR0194	0.252	6.4	0.625	15.9	1.750	44.5	500
13RSSR0198	0.252	6.4	0.625	15.9	2.000	50.8	500
MSW1190A	0.252	6.4	0.709	18.0	0.079	2.0	1000
MSW1200A	0.252	6.4	1.181	30.0	0.118	3.0	1000
MSW1130A	0.252	6.4	1.338	34.0	0.039	1.0	1000
13RS031001	0.253	6.4	0.303	7.7	0.245	6.2	1000
13RS031002	0.253	6.4	0.303	7.7	0.420	10.7	1000
SWI1620A	0.253	6.4	0.500	12.7	0.125	3.2	15000
13RS037031	0.254	6.5	0.375	9.5	0.453	11.5	1000
13RS038039	0.254	6.5	0.385	9.8	0.240	6.1	1000
13RS062517	0.254	6.5	0.621	15.8	0.652	16.6	500
13RS034004	0.255	6.5	0.355	9.0	0.130	3.3	1000
13RS035540	0.255	6.5	0.355	9.0	0.725	18.4	1000
13RS037537	0.255	6.5	0.374	9.5	0.511	13.0	1000
13RS037536	0.255	6.5	0.375	9.5	0.330	8.4	500
13RS037538	0.255	6.5	0.375	9.5	0.380	9.7	1000
13RS037571	0.255	6.5	0.375	9.5	0.700	17.8	1000
13RS038931	0.255	6.5	0.389	9.9	0.132	3.4	1000
13RSSR0321	0.255	6.5	0.625	15.9	2.250	57.2	250
13RSSR0325	0.255	6.5	0.625	15.9	2.500	63.5	250
13RSSR0329	0.255	6.5	0.625	15.9	2.750	69.9	250
13RSSR0333	0.255	6.5	0.625	15.9	3.000	76.2	250
13RS075013	0.255	6.5	0.750	19.1	0.290	7.4	500
13RS125082	0.255	6.5	1.250	31.8	0.531	13.5	250
13RS042701	0.256	6.5	0.433	11.0	0.220	5.6	1000
MSW1210A	0.256	6.5	0.591	15.0	0.118	3.0	1000
13RS057035	0.256	6.5	0.591	15.0	0.335	8.5	500
13ME076*	0.256	6.5	0.591	15.0	0.118	3.0	500
13ME077*	0.256	6.5	0.591	15.0	0.197	5.0	500
13ME078*	0.256	6.5	0.591	15.0	0.295	7.5	500
13ME079*	0.256	6.5	0.591	15.0	0.394	10.0	1000
13ME080*	0.256	6.5	0.591	15.0	0.591	15.0	1000
13ME081*	0.256	6.5	0.591	15.0	0.787	20.0	1000
13ME083*	0.256	6.5	0.591	15.0	1.181	30.0	500
13RS031259	0.257	6.5	0.320	8.1	0.505	12.8	1000
13RS037523	0.257	6.5	0.375	9.5	0.250	6.4	1000
13RS037585	0.257	6.5	0.375	9.5	1.250	31.8	500
13RS048016	0.257	6.5	0.480	12.2	0.188	4.8	500
13RS050018	0.257	6.5	0.500	12.7	0.234	5.9	500
13SP222	0.257	6.5	0.500	12.7	0.313	8.0	500
13SP227	0.257	6.5	0.500	12.7	0.375	9.5	500
13RS050045	0.257	6.5	0.500	12.7	0.406	10.3	500
13SP232	0.257	6.5	0.500	12.7	0.438	11.1	500
13SP237	0.257	6.5	0.500	12.7	0.500	12.7	1000
13SP242	0.257	6.5	0.500	12.7	0.563	14.3	500
13SP247	0.257	6.5	0.500	12.7	0.625	15.9	1000
13SP252	0.257	6.5	0.500	12.7	0.688	17.5	1000
13SP272	0.257	6.5	0.500	12.7	0.938	23.8	500
13SP277	0.257	6.5	0.500	12.7	1.000	25.4	500
13RSSR0364	0.257	6.5	0.500	12.7	1.438	36.5	250
13RS062580	0.257	6.5	0.625	15.9	0.125	3.2	500
13RS081263	0.257	6.5	0.825	21.0	0.370	9.4	500
13RS075025	0.258	6.6	0.750	19.1	0.438	11.1	500
13RS030500	0.260	6.6	0.305	7.7	0.179	4.5	1000
13SP207	0.260	6.6	0.500	12.7	0.125	3.2	1000
13SP212	0.260	6.6	0.500	12.7	0.188	4.8	1000
13SP217	0.260	6.6	0.500	12.7	0.250	6.4	500
13RS050022	0.260	6.6	0.500	12.7	0.250	6.4	1000
13SP257	0.260	6.6	0.500	12.7	0.750	19.1	1000
13SP262	0.260	6.6	0.500	12.7	0.813	20.7	1000
13SP267	0.260	6.6	0.500	12.7	0.875	22.2	1000
13RS050096	0.260	6.6	0.500	12.7	1.375	34.9	500
13RS050088	0.260	6.6	0.500	12.7	1.625	41.3	500
13RS062531	0.260	6.6	0.625	15.9	0.250	6.4	500
13RS068711	0.260	6.6	0.687	17.4	0.457	11.6	500
13RS075026	0.260	6.6	0.750	19.1	0.375	9.5	500
13RS075080	0.260	6.6	0.750	19.1	0.500	12.7	500
13RS075065	0.260	6.6	0.750	19.1	0.563	14.3	500
13RS075016	0.260	6.6	0.750	19.1	0.591	15.0	500
13RS075042	0.260	6.6	0.750	19.1	0.625	15.9	500
13RS075012	0.260	6.6	0.750	19.1	0.758	19.3	500
13RS075051	0.260	6.6	0.750	19.1	1.000	25.4	250
13RS100014	0.260	6.6	1.000	25.4	0.375	9.5	500
13RS073030	0.263	6.7	0.730	18.5	0.295	7.5	500
13RS036030	0.265	6.7	0.358	9.1	0.236	6.0	1000
13RS037030	0.265	6.7	0.370	9.4	0.156	4.0	1000
13RS037020	0.265	6.7	0.370	9.4	0.225	5.7	1000
13RS037029	0.265	6.7	0.370	9.4	0.360	9.1	1000
13RS037542	0.265	6.7	0.375	9.5	0.250	6.4	1000
13RS037552	0.265	6.7	0.375	9.5	0.375	9.5	1000
13RS037565	0.265	6.7	0.375	9.5	0.500	12.7	1000
13RS037590	0.265	6.7	0.375	9.5	0.750	19.1	500
13RS037575	0.265	6.7	0.375	9.5	0.875	22.2	500
13RS037580	0.265	6.7	0.375	9.5	1.000	25.4	1000
13RS037511	0.265	6.7	0.375	9.5	1.500	38.1	1000
13RS040636	0.265	6.7	0.406	10.3	0.562	14.3	500
13RS040637	0.265	6.7	0.406	10.3	0.625	15.9	500
13RS040670	0.265	6.7	0.406	10.3	0.750	19.1	1000
13RS040685	0.265	6.7	0.406	10.3	1.000	25.4	500
13RS050016	0.265	6.7	0.500	12.7	0.156	4.0	500
13RS050017	0.265	6.7	0.500	12.7	0.200	5.1	1000
13RS087551	0.265	6.7	0.875	22.2	0.156	4.0	1000
13RS087542	0.265	6.7	0.875	22.2	0.250	6.4	500
13RS087540	0.265	6.7	0.875	22.2	0.375	9.5	500
13RS087556	0.265	6.7	0.875	22.2	0.750	19.1	250
13RS100016	0.265	6.7	1.000	25.4	0.188	4.8	500
13RS075028	0.266	6.8	0.750	19.1	0.313	8.0	1000
13RS075085	0.266	6.8	0.750	19.1	0.417	10.6	1000
13RS125750	0.266	6.8	1.250	31.8	0.750	19.1	250
13RS040660	0.267	6.8	0.406	10.3	0.500	12.7	500
13RS040630	0.269	6.8	0.406	10.3	0.250	6.4	1000
13RS040631	0.269	6.8	0.406	10.3	0.305	7.7	1000
13RS040632	0.269	6.8	0.406	10.3	0.424	10.8	1000
13RS051002	0.271	6.9	0.510	13.0	0.232	5.9	500
13RS031261	0.272	6.9	0.329	8.4	0.312	7.9	1000
13RS037526	0.273	6.9	0.375	9.5	0.547	13.9	1000
13RS062581	0.275	7.0	0.625	15.9	0.250	6.4	500
13RS034005	0.279	7.1	0.340	8.6	0.278	7.1	1000
13RS034001	0.280	7.1	0.340	8.6	0.310	7.9	1000
13RS034003	0.280	7.1	0.340	8.6	0.500	12.7	1000
13RS040675	0.280	7.1	0.406	10.3	0.375	9.5	1000
13RS056033	0.280	7.1	0.560	14.2	0.500	12.7	1000
13RS062528	0.280	7.1	0.625	15.9	0.438	11.1	1000
13RS065830	0.280	7.1	0.648	16.5	0.359	9.1	500
13RS075010	0.280	7.1	0.750	19.1	0.440	11.2	500
13RS087555	0.280	7.1	0.875	22.2	0.500	12.7	250
13RS034008	0.281	7.1	0.343	8.7	0.312	7.9	1000
13RS050085	0.281	7.1	0.500	12.7	0.375	9.5	500
13RS050023	0.281	7.1	0.500	12.7	0.813	20.7	500
13RS051063	0.281	7.1	0.500	12.7	0.875	22.2	500
13RS056337	0.281	7.1	0.563	14.3	0.375	9.5	500
13RS062550	0.281	7.1	0.613	15.6	0.500	12.7	500
13RS062560	0.281	7.1	0.615	15.6	0.813	20.7	500
13RS062532	0.281	7.1	0.625	15.9	0.562	14.3	500
13RS112028	0.281	7.1	1.120	28.4	0.438	11.1	250
13RS125074	0.281	7.1	1.250	31.8	0.310	7.9	250
13RS038035	0.285	7.2	0.385	9.8	0.325	8.3	1000
13RS040088	0.285	7.2	0.430	10.9	0.350	8.9	1000
13RS040082	0.285	7.2	0.430	10.9	0.400	10.2	500
13RS050063	0.285	7.2	0.500	12.7	0.630	16.0	500
13RS050093	0.285	7.2	0.500	12.7	0.930	23.6	500
13RS098528	0.285	7.2	0.985	25.0	0.250	6.4	500
SWI1760A	0.286	7.3	0.500	12.7	0.103	2.6	6000
13RS037032	0.288	7.3	0.372	9.4	0.969	24.6	1000
13RS034007	0.290	7.4	0.348	8.8	0.312	7.9	1000
13RS125500	0.307	7.8	1.240	31.5	0.500	12.7	250

(Continued on next page >)

13RS/13RSSR/13SP/13ME/MSW/SWI/SWS Series (continued)
Round Nylon Through Spacers

Specifications:
- Material: UL94 V-2 Nylon 6/6
- Color: Natural

Features:
- Will not rust, corrode or deteriorate
- Acts as an electrical insulator by preventing metal-to-metal contact

LINE EXTENSION

*** Note: 13ME item #'s are made of black Heat Stabilized Nylon 6/6**

Item No.	ID in	ID mm	OD in	OD mm	Length in	Length mm	Bulk Pack Qty
13RS124000	0.307	7.8	1.240	31.5	0.750	19.1	250
13RS050048	0.310	7.9	0.500	12.7	0.463	11.8	500
13RS075043	0.310	7.9	0.740	18.8	0.437	11.1	500
13RS040671	0.311	7.9	0.406	10.3	0.591	15.0	500
13RS062331	0.311	7.9	0.623	15.8	0.813	20.7	500
13RS036034	0.312	7.9	0.363	9.2	0.312	7.9	1000
13RS043726	0.312	7.9	0.437	11.1	0.350	8.9	1000
13RS050028	0.312	7.9	0.500	12.7	0.156	4.0	500
13RS050066	0.312	7.9	0.500	12.7	0.540	13.7	500
13RS050046	0.312	7.9	0.500	12.7	1.313	33.4	500
13RS057033	0.312	7.9	0.589	15.0	0.310	7.9	500
13RS062541	0.312	7.9	0.625	15.9	0.500	12.7	1000
13RS062516	0.312	7.9	0.625	15.9	0.750	19.1	500
13RS075049	0.312	7.9	0.750	19.1	0.250	6.4	500
13RS075036	0.312	7.9	0.750	19.1	0.938	23.8	500
13RS081222	0.312	7.9	0.812	20.6	0.125	3.2	500
13RS125250	0.312	7.9	1.240	31.5	0.250	6.4	250
13RS061731	0.313	8.0	0.617	15.7	0.688	17.5	500
13RS075027	0.313	8.0	0.750	19.1	0.563	14.3	500
13RS098551	0.313	8.0	1.000	25.4	0.250	6.4	500
13RS100035	0.313	8.0	1.000	25.4	0.500	12.7	500
13RS037034	0.314	8.0	0.372	9.4	0.449	11.4	1000
13RS046823	0.314	8.0	0.468	11.9	0.230	5.8	1000
13RS059031	0.314	8.0	0.590	15.0	0.359	9.1	500
13RS037033	0.315	8.0	0.375	9.5	0.162	4.1	1000
13RSSR0089	0.315	8.0	0.500	12.7	0.125	3.2	500
13RSSR0091	0.315	8.0	0.500	12.7	0.188	4.8	500
13RSSR0093	0.315	8.0	0.500	12.7	0.250	6.4	500
13RS050072	0.315	8.0	0.500	12.7	0.312	7.9	500
13RSSR0095	0.315	8.0	0.500	12.7	0.312	7.9	500
13RSSR0097	0.315	8.0	0.500	12.7	0.375	9.5	500
13RSSR0099	0.315	8.0	0.500	12.7	0.437	11.1	500
13RSSR0101	0.315	8.0	0.500	12.7	0.500	12.7	500
13RSSR0103	0.315	8.0	0.500	12.7	0.563	14.3	500
13RSSR0105	0.315	8.0	0.500	12.7	0.625	15.9	500
13RSSR0107	0.315	8.0	0.500	12.7	0.688	17.5	500
13RSSR0109	0.315	8.0	0.500	12.7	0.750	19.1	500
13RSSR0111	0.315	8.0	0.500	12.7	0.813	20.7	500
13RSSR0113	0.315	8.0	0.500	12.7	0.875	22.2	500
13RSSR0115	0.315	8.0	0.500	12.7	0.938	23.8	500
13RSSR0117	0.315	8.0	0.500	12.7	1.000	25.4	500
13RSSR0119	0.315	8.0	0.500	12.7	1.062	27.0	500
13RSSR0121	0.315	8.0	0.500	12.7	1.125	28.6	500
13RSSR0123	0.315	8.0	0.500	12.7	1.188	30.2	500
13RSSR0125	0.315	8.0	0.500	12.7	1.250	31.8	500
13RSSR0127	0.315	8.0	0.500	12.7	1.312	33.3	500
13RSSR0129	0.315	8.0	0.500	12.7	1.375	34.9	500
13RSSR0131	0.315	8.0	0.500	12.7	1.437	36.5	500
13RSSR0133	0.315	8.0	0.500	12.7	1.500	38.1	500
13RSSR0135	0.315	8.0	0.500	12.7	1.750	44.5	500
13RSSR0137	0.315	8.0	0.500	12.7	2.000	50.8	500
13RSSR0141	0.315	8.0	0.625	15.9	0.250	6.4	500
13RS062547	0.315	8.0	0.625	15.9	0.312	7.9	500
13RSSR0145	0.315	8.0	0.625	15.9	0.312	7.9	500
13RSSR0149	0.315	8.0	0.625	15.9	0.375	9.5	500
13RSSR0153	0.315	8.0	0.625	15.9	0.437	11.1	500
13RSSR0160	0.315	8.0	0.625	15.9	0.563	14.3	500
13RSSR0164	0.315	8.0	0.625	15.9	0.625	15.9	500
13RSSR0167	0.315	8.0	0.625	15.9	0.750	19.1	500
13RSSR0171	0.315	8.0	0.625	15.9	0.875	22.2	500
13RSSR0175	0.315	8.0	0.625	15.9	1.000	25.4	500
13RSSR0179	0.315	8.0	0.625	15.9	1.125	28.6	500
13RSSR0183	0.315	8.0	0.625	15.9	1.250	31.8	500
13RSSR0187	0.315	8.0	0.625	15.9	1.375	34.9	500
13RSSR0191	0.315	8.0	0.625	15.9	1.500	38.1	500
13RSSR0195	0.315	8.0	0.625	15.9	1.750	44.5	500
13RSSR0199	0.315	8.0	0.625	15.9	2.000	50.8	500
13RSSR0322	0.315	8.0	0.625	15.9	2.250	57.2	250
13RSSR0326	0.315	8.0	0.625	15.9	2.500	63.5	250
13RSSR0330	0.315	8.0	0.625	15.9	2.750	69.9	250
13RS075031	0.315	8.0	0.750	19.1	0.187	4.7	500
13RS075024	0.315	8.0	0.750	19.1	0.313	8.0	1000

Item No.	ID in	ID mm	OD in	OD mm	Length in	Length mm	Bulk Pack Qty
13RSSR0201	0.315	8.0	0.750	19.1	0.375	9.5	1000
13RSSR0206	0.315	8.0	0.750	19.1	0.625	15.9	500
13RS075008	0.315	8.0	0.750	19.1	0.875	22.2	500
13RSSR0211	0.315	8.0	0.750	19.1	0.875	22.2	500
13RSSR0214	0.315	8.0	0.750	19.1	1.000	25.4	250
13RS075073	0.315	8.0	0.750	19.1	1.250	31.8	250
13RSSR0217	0.315	8.0	0.750	19.1	1.250	31.8	250
13RSSR0220	0.315	8.0	0.750	19.1	1.500	38.1	250
13RSSR0223	0.315	8.0	0.750	19.1	1.750	44.5	250
13RSSR0226	0.315	8.0	0.750	19.1	2.000	50.8	250
13RSSR0336	0.315	8.0	0.750	19.1	2.250	57.2	250
13RSSR0339	0.315	8.0	0.750	19.1	2.500	63.5	250
13RSSR0342	0.315	8.0	0.750	19.1	2.750	69.9	250
13RSSR0345	0.315	8.0	0.750	19.1	3.000	76.2	250
13RS087532	0.315	8.0	0.875	22.2	0.438	11.1	500
13RS087532	0.315	8.0	0.875	22.2	0.438	11.1	500
13RS119600	0.315	8.0	1.190	30.2	0.600	15.2	250
13RS036031	0.316	8.0	0.360	9.1	0.250	6.4	1000
13RS050071	0.316	8.0	0.500	12.7	0.234	5.9	500
13RS050070	0.316	8.0	0.500	12.7	0.500	12.7	500
13RS087544	0.316	8.0	0.875	22.2	0.875	22.2	500
13RS043730	0.318	8.1	0.437	11.1	0.150	3.8	1000
13RS043728	0.318	8.1	0.437	11.1	0.281	7.1	1000
13RS056718	0.318	8.1	0.567	14.4	0.547	13.9	1000
13RS059032	0.319	8.1	0.590	15.0	0.655	16.6	1000
13RS038038	0.320	8.1	0.380	9.7	0.382	9.7	1000
13RS039459	0.320	8.1	0.395	10.0	0.591	15.0	500
13RS041500	0.320	8.1	0.415	10.5	0.640	16.3	500
13RS048018	0.320	8.1	0.455	11.6	0.512	13.0	500
13RS048421	0.320	8.1	0.486	12.3	0.375	9.5	500
13RS050010	0.320	8.1	0.500	12.7	0.270	6.9	500
13RS050029	0.320	8.1	0.500	12.7	0.320	8.1	500
13RS051062	0.320	8.1	0.510	13.0	0.875	22.2	1000
13RS057032	0.320	8.1	0.570	14.5	0.547	13.9	500
13RS062513	0.320	8.1	0.625	15.9	0.375	9.5	500
13RS075009	0.320	8.1	0.750	19.1	0.500	12.7	500
13RS075062	0.320	8.1	0.750	19.1	0.625	15.9	500
13RS075075	0.320	8.1	0.750	19.1	0.750	19.1	250
13RS075076	0.320	8.1	0.750	19.1	1.000	25.4	250
MSW1220A	0.323	8.2	0.472	12.0	0.394	10.0	1000
13RS048017	0.323	8.2	0.472	12.0	0.492	12.5	1000
MSW1230A	0.323	8.2	0.472	12.0	0.984	25.0	500
13RS062515	0.323	8.2	0.620	15.7	0.156	4.0	1000
13RS062013	0.323	8.2	0.620	15.7	0.281	7.1	500
MSW1240A	0.323	8.2	0.709	18.0	0.394	10.0	1000
MSW1250A	0.323	8.2	0.709	18.0	0.787	20.0	1000
13RS075040	0.323	8.2	0.750	19.1	0.250	6.4	500
13RS081226	0.323	8.2	0.805	20.4	0.500	12.7	500
13RS043727	0.325	8.3	0.438	11.1	0.422	10.7	1000
13RS045040	0.325	8.3	0.450	11.4	0.422	10.7	500
13RS050012	0.325	8.3	0.500	12.7	0.672	17.1	1000
13RS053545	0.325	8.3	0.540	13.7	0.475	12.1	500
13RS060552	0.325	8.3	0.600	15.2	0.421	10.7	500
13RS061019	0.325	8.3	0.615	15.6	0.813	20.7	500
13RS087541	0.325	8.3	0.875	22.2	0.250	6.4	1000
13RS064057	0.327	8.3	0.640	16.3	0.560	14.2	500
13RS075087	0.327	8.3	0.750	19.1	0.188	4.8	500
13ME084*	0.327	8.3	0.472	12.0	0.118	3.0	500
13ME085*	0.327	8.3	0.472	12.0	0.197	5.0	1000
13ME086*	0.327	8.3	0.472	12.0	0.295	7.5	500
13ME087*	0.327	8.3	0.472	12.0	0.394	10.0	500
13ME088*	0.327	8.3	0.472	12.0	0.591	15.0	1000
13ME089*	0.327	8.3	0.472	12.0	0.787	20.0	1000
13ME091*	0.327	8.3	0.472	12.0	1.181	30.0	500
13ME092*	0.327	8.3	0.709	18.0	0.118	3.0	500
13ME093*	0.327	8.3	0.709	18.0	0.197	5.0	500
13ME094*	0.327	8.3	0.709	18.0	0.295	7.5	1000
13ME095*	0.327	8.3	0.709	18.0	0.394	10.0	1000
13ME096*	0.327	8.3	0.709	18.0	0.591	15.0	500
13ME097*	0.327	8.3	0.709	18.0	0.787	20.0	500
13ME098*	0.327	8.3	0.709	18.0	0.984	25.0	1000

(Continued on next page >)

THROUGH SPACERS

13RS/13RSSR/13SP/13ME/MSW/SWI/SWS Series (continued)
Round Nylon Through Spacers

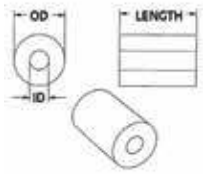

LINE EXTENSION

Specifications:
- Material: UL94 V-2 Nylon 6/6
- Color: Natural

Features:
- Will not rust, corrode or deteriorate
- Acts as an electrical insulator by preventing metal-to-metal contact

*** Note: 13ME item #'s are made of black Heat Stabilized Nylon 6/6**

Item No.	ID in	ID mm	OD in	OD mm	Length in	Length mm	Bulk Pack Qty
13ME099*	0.327	8.3	0.709	18.0	1.181	30.0	250
13RS038034	0.328	8.3	0.384	9.8	0.250	6.4	500
13RS038036	0.328	8.3	0.384	9.8	0.312	7.9	1000
13RS050050	0.328	8.3	0.500	12.7	1.000	25.4	500
13RS061020	0.328	8.3	0.615	15.6	0.438	11.1	1000
13RS062527	0.328	8.3	0.625	15.9	0.250	6.4	500
13RS100033	0.328	8.3	1.000	25.4	0.500	12.7	250
13RS098552	0.328	8.3	1.000	25.4	1.000	25.4	500
13RS056656	0.330	8.4	0.565	14.4	0.560	14.2	500
13RS087537	0.330	8.4	0.875	22.2	0.375	9.5	500
MSW1260A	0.331	8.4	0.669	17.0	0.079	2.0	1000
13RS070082	0.333	8.5	0.698	17.7	0.596	15.1	500
13RS050061	0.335	8.5	0.500	12.7	0.209	5.3	500
13RS051003	0.335	8.5	0.516	13.1	0.453	11.5	500
13RS070086	0.335	8.5	0.700	17.8	0.866	22.0	500
SWI1840A	0.335	8.5	0.750	19.1	0.250	6.4	7400
13RS056034	0.340	8.6	0.563	14.3	0.310	7.9	500
13RS056029	0.340	8.6	0.563	14.3	0.590	15.0	500
13RS062594	0.340	8.6	0.625	15.9	0.422	10.7	500
13RS062537	0.342	8.7	0.625	15.9	0.375	9.5	500
13RS048420	0.343	8.7	0.484	12.3	0.188	4.8	1000
13RS050040	0.344	8.7	0.500	12.7	0.813	20.7	500
13RS075078	0.344	8.7	0.750	19.1	0.250	6.4	500
13RS075050	0.344	8.7	0.750	19.1	0.500	12.7	500
13RS100013	0.344	8.7	0.990	25.1	0.313	8.0	500
13RS100015	0.344	8.7	1.000	25.4	0.435	11.0	500
13RS031252	0.345	8.8	0.480	12.2	0.188	4.8	1000
13RS062012	0.350	8.9	0.620	15.7	0.188	4.8	500
13RS062591	0.350	8.9	0.630	16.0	0.200	5.1	500
13RS066851	0.350	8.9	0.670	17.0	0.200	5.1	500
13RS075060	0.350	8.9	0.750	19.1	0.375	9.5	500
13RS098550	0.352	8.9	0.980	24.9	0.500	12.7	250
13RS075055	0.360	9.1	0.735	18.7	0.585	14.9	500
13RS100058	0.366	9.3	0.984	25.0	0.375	9.5	500
13RS050047	0.368	9.3	0.500	12.7	0.470	11.9	500
13RS075029	0.370	9.4	0.750	19.1	0.344	8.7	500
13RS087535	0.370	9.4	0.870	22.1	0.500	12.7	500
13RS062542	0.373	9.5	0.630	16.0	0.462	11.7	500
13RS050041	0.375	9.5	0.500	12.7	0.225	5.7	500
13RS050089	0.375	9.5	0.500	12.7	0.380	9.7	500
13RS050082	0.375	9.5	0.500	12.7	0.438	11.1	500
13RS050090	0.375	9.5	0.500	12.7	0.625	15.9	1000
13RS050091	0.375	9.5	0.500	12.7	0.635	16.1	500
13RS050094	0.375	9.5	0.500	12.7	0.688	17.5	500
13RS050098	0.375	9.5	0.500	12.7	0.938	23.8	500
13RS056031	0.375	9.5	0.562	14.3	0.500	12.7	1000
13RS062582	0.375	9.5	0.625	15.9	0.082	2.1	500
13RS062540	0.375	9.5	0.625	15.9	0.375	9.5	1000
13RS062546	0.375	9.5	0.625	15.9	0.462	11.7	1000
SWI1860A	0.375	9.5	0.750	19.1	0.065	1.7	10000
13RS075038	0.375	9.5	0.750	19.1	0.343	8.7	500
13RS075081	0.375	9.5	0.750	19.1	0.375	9.5	1000
13RS075066	0.375	9.5	0.750	19.1	0.625	15.9	500
13RS087539	0.375	9.5	0.875	22.2	0.312	7.9	500
SWI1880A	0.375	9.5	0.875	22.2	0.375	9.5	3500
13RS100555	0.375	9.5	0.986	25.0	0.250	6.4	500
13RS100024	0.375	9.5	1.000	25.4	0.250	6.4	500
13RS100054	0.375	9.5	1.000	25.4	0.500	12.7	250
13RS100022	0.375	9.5	1.000	25.4	0.800	20.3	500
SWI1910A	0.376	9.6	0.557	14.1	0.503	12.8	2000
13RS063050	0.378	9.6	0.630	16.0	0.500	12.7	1000
13RS056030	0.379	9.6	0.560	14.2	0.375	9.5	500
13RSSR0090	0.380	9.7	0.500	12.7	0.125	3.2	500
13RSSR0092	0.380	9.7	0.500	12.7	0.188	4.8	500
13RSSR0094	0.380	9.7	0.500	12.7	0.250	6.4	500
13RSSR0096	0.380	9.7	0.500	12.7	0.312	7.9	500
13RSSR0098	0.380	9.7	0.500	12.7	0.375	9.5	500
13RS050080	0.380	9.7	0.500	12.7	0.422	10.7	500

Item No.	ID in	ID mm	OD in	OD mm	Length in	Length mm	Bulk Pack Qty
13RSSR0100	0.380	9.7	0.500	12.7	0.437	11.1	500
13RSSR0102	0.380	9.7	0.500	12.7	0.500	12.7	500
13RSSR0104	0.380	9.7	0.500	12.7	0.563	14.3	500
13RSSR0106	0.380	9.7	0.500	12.7	0.625	15.9	500
13RSSR0108	0.380	9.7	0.500	12.7	0.688	17.5	500
13RSSR0110	0.380	9.7	0.500	12.7	0.750	19.1	500
13RSSR0112	0.380	9.7	0.500	12.7	0.813	20.7	500
13RSSR0114	0.380	9.7	0.500	12.7	0.875	22.2	500
13RSSR0116	0.380	9.7	0.500	12.7	0.938	23.8	500
13RSSR0118	0.380	9.7	0.500	12.7	1.000	25.4	500
13RSSR0120	0.380	9.7	0.500	12.7	1.062	27.0	500
13RSSR0122	0.380	9.7	0.500	12.7	1.125	28.6	500
13RSSR0124	0.380	9.7	0.500	12.7	1.188	30.2	500
13RSSR0126	0.380	9.7	0.500	12.7	1.250	31.8	500
13RSSR0128	0.380	9.7	0.500	12.7	1.312	33.3	500
13RSSR0130	0.380	9.7	0.500	12.7	1.375	34.9	500
13RSSR0132	0.380	9.7	0.500	12.7	1.437	36.5	500
13RSSR0134	0.380	9.7	0.500	12.7	1.500	38.1	500
13RSSR0136	0.380	9.7	0.500	12.7	1.750	44.5	500
13RSSR0138	0.380	9.7	0.500	12.7	2.000	50.8	500
SWI1930A	0.380	9.7	0.625	15.9	0.062	1.6	5000
13RSSR0142	0.380	9.7	0.625	15.9	0.250	6.4	500
13RSSR0146	0.380	9.7	0.625	15.9	0.312	7.9	500
13RSSR0150	0.380	9.7	0.625	15.9	0.375	9.5	500
13RSSR0154	0.380	9.7	0.625	15.9	0.437	11.1	500
13RSSR0157	0.380	9.7	0.625	15.9	0.500	12.7	500
13RSSR0161	0.380	9.7	0.625	15.9	0.563	14.3	500
13RS062526	0.380	9.7	0.625	15.9	0.750	19.1	500
13RSSR0168	0.380	9.7	0.625	15.9	0.750	19.1	500
13RSSR0172	0.380	9.7	0.625	15.9	0.875	22.2	500
13RSSR0176	0.380	9.7	0.625	15.9	1.000	25.4	500
13RSSR0180	0.380	9.7	0.625	15.9	1.125	28.6	500
13RSSR0184	0.380	9.7	0.625	15.9	1.250	31.8	500
13RSSR0188	0.380	9.7	0.625	15.9	1.375	34.9	500
13RSSR0192	0.380	9.7	0.625	15.9	1.500	38.1	500
13RSSR0196	0.380	9.7	0.625	15.9	1.750	44.5	500
13RSSR0200	0.380	9.7	0.625	15.9	2.000	50.8	500
13RS062584	0.380	9.7	0.625	15.9	2.750	69.9	500
SWI1960A	0.380	9.7	0.750	19.1	0.187	4.7	1000
13RSSR0202	0.380	9.7	0.750	19.1	0.375	9.5	1000
13RS075047	0.380	9.7	0.750	19.1	0.472	12.0	1000
13RSSR0204	0.380	9.7	0.750	19.1	0.500	12.7	500
13RSSR0207	0.380	9.7	0.750	19.1	0.625	15.9	500
13RSSR0209	0.380	9.7	0.750	19.1	0.750	19.1	500
13RS075054	0.380	9.7	0.750	19.1	0.850	21.6	500
13RSSR0212	0.380	9.7	0.750	19.1	0.875	22.2	500
13RSSR0215	0.380	9.7	0.750	19.1	1.000	25.4	250
13RSSR0218	0.380	9.7	0.750	19.1	1.250	31.8	250
13RSSR0221	0.380	9.7	0.750	19.1	1.500	38.1	250
13RSSR0224	0.380	9.7	0.750	19.1	1.750	44.5	250
13RSSR0227	0.380	9.7	0.750	19.1	2.000	50.8	250
13RSSR0337	0.380	9.7	0.750	19.1	2.250	57.2	250
13RSSR0340	0.380	9.7	0.750	19.1	2.500	63.5	250
13RSSR0343	0.380	9.7	0.750	19.1	2.750	69.9	250
13RSSR0346	0.380	9.7	0.750	19.1	3.000	76.2	250
13RS100007	0.380	9.7	1.000	25.4	0.470	11.9	500
13RS125387	0.380	9.7	1.250	31.8	0.380	9.7	250
13RS046500	0.382	9.7	0.465	11.8	0.282	7.2	1000
13RS050031	0.382	9.7	0.500	12.7	0.312	7.9	500
13RS050021	0.382	9.7	0.500	12.7	0.625	15.9	500
13RS052001	0.382	9.7	0.518	13.2	0.280	7.1	1000
13RS050055	0.383	9.7	0.500	12.7	0.500	12.7	500
13RS062534	0.383	9.7	0.620	15.7	0.562	14.3	1000
13RS050059	0.384	9.8	0.500	12.7	0.537	13.6	500
13RS050057	0.384	9.8	0.500	12.7	0.665	16.9	500
13RS125384	0.384	9.8	1.250	31.8	0.375	9.5	250
13RS050095	0.385	9.8	0.500	12.7	1.000	25.4	1000
13RS050062	0.385	9.8	0.505	12.8	0.156	4.0	1000

(Continued on next page >)

13RS/13RSSR/13SP/13ME/MSW/SWI/SWS Series (continued)
Round Nylon Through Spacers

Specifications:
- Material: UL94 V-2 Nylon 6/6
- Color: Natural

Features:
- Will not rust, corrode or deteriorate
- Acts as an electrical insulator by preventing metal-to-metal contact

LINE EXTENSION

*** Note: 13ME item #'s are made of black Heat Stabilized Nylon 6/6**

Item No.	ID in	ID mm	OD in	OD mm	Length in	Length mm	Bulk Pack Qty
13RS061018	0.385	9.8	0.615	15.6	0.188	4.8	500
13RS038518	0.385	9.8	0.625	15.9	0.187	4.7	500
13RS062523	0.385	9.8	0.635	16.1	0.230	5.8	500
13RS075045	0.385	9.8	0.745	18.9	0.313	8.0	1000
13RS075032	0.385	9.8	0.750	19.1	0.203	5.2	500
13RS087533	0.385	9.8	0.875	22.2	0.275	7.0	1000
13RS100036	0.385	9.8	1.000	25.4	0.340	8.6	500
13RS100037	0.385	9.8	1.000	25.4	0.375	9.5	500
13RS131256	0.385	9.8	1.313	33.4	0.100	2.5	250
13RS062561	0.386	9.8	0.625	15.9	0.625	15.9	500
13RS062573	0.386	9.8	0.625	15.9	0.738	18.7	500
13RS075083	0.386	9.8	0.754	19.2	0.376	9.6	1000
13RS075022	0.387	9.8	0.745	18.9	0.187	4.7	500
13RS050056	0.390	9.9	0.500	12.7	0.500	12.7	500
13RS051001	0.390	9.9	0.510	13.0	0.250	6.4	500
13RS056035	0.390	9.9	0.560	14.2	0.500	12.7	1000
13RS062525	0.390	9.9	0.625	15.9	0.250	6.4	500
13RS062529	0.390	9.9	0.625	15.9	0.437	11.1	500
13RS069039	0.390	9.9	0.680	17.3	0.625	15.9	500
13RS075041	0.390	9.9	0.740	18.8	1.000	25.4	250
13RS075084	0.390	9.9	0.750	19.1	0.375	9.5	500
13RS075089	0.390	9.9	0.750	19.1	1.500	38.1	250
13RS097518	0.390	9.9	0.975	24.8	1.180	30.0	500
13RS125751	0.390	9.9	1.250	31.8	0.500	12.7	250
13RS071821	0.392	10.0	0.720	18.3	0.230	5.8	500
13RS048013	0.394	10.0	0.472	12.0	0.787	20.0	500
13RS075990	0.394	10.0	0.760	19.3	0.910	23.1	500
13RS077533	0.394	10.0	0.787	20.0	0.252	6.4	500
13RS050065	0.395	10.0	0.500	12.7	0.314	8.0	500
13RS075021	0.397	10.1	0.744	18.9	0.371	9.4	1000
13RS150051	0.397	10.1	1.500	38.1	0.500	12.7	250
13RS046061	0.400	10.2	0.460	11.7	0.440	11.2	1000
13RS075077	0.400	10.2	0.755	19.2	0.290	7.4	1000
13RS125501	0.400	10.2	1.250	31.8	0.625	15.9	250
13RS075086	0.401	10.2	0.760	19.3	0.600	15.2	500
MSW1270A	0.402	10.2	0.669	17.0	0.079	2.0	1000
13RS081223	0.403	10.2	0.812	20.6	0.250	6.4	1000
13RS081224	0.403	10.2	0.812	20.6	0.710	18.0	500
13RS050013	0.406	10.3	0.500	12.7	0.449	11.4	500
MSW1280A	0.406	10.3	0.591	15.0	0.394	10.0	1000
MSW1290A	0.406	10.3	0.591	15.0	0.787	20.0	1000
13RS075030	0.406	10.3	0.750	19.1	0.562	14.3	500
13RS100043	0.406	10.3	1.000	25.4	0.438	11.1	500
13ME100*	0.409	10.4	0.591	15.0	0.118	3.0	1000
13ME101*	0.409	10.4	0.591	15.0	0.197	5.0	1000
13ME102*	0.409	10.4	0.591	15.0	0.295	7.5	1000
13ME103*	0.409	10.4	0.591	15.0	0.394	10.0	500
13ME104*	0.409	10.4	0.591	15.0	0.591	15.0	1000
13ME105*	0.409	10.4	0.591	15.0	0.787	20.0	500
13ME108*	0.409	10.4	0.866	22.0	0.197	5.0	1000
13ME109*	0.409	10.4	0.866	22.0	0.394	10.0	500
13ME110*	0.409	10.4	0.866	22.0	0.591	15.0	1000
13ME111*	0.409	10.4	0.866	22.0	0.787	20.0	250
13RS062524	0.412	10.5	0.625	15.9	0.155	3.9	500
MSW1300A	0.413	10.5	0.827	21.0	0.098	2.5	1000
13RS087557	0.422	10.7	0.875	22.2	0.375	9.5	500
13RS062570	0.425	10.8	0.635	16.1	0.875	22.2	500
13RS075056	0.433	11.0	0.741	18.8	0.350	8.9	500
13RS062583	0.434	11.0	0.634	16.1	0.380	9.7	500
13RS077531	0.434	11.0	0.770	19.6	0.377	9.6	500
13RS062522	0.435	11.0	0.625	15.9	0.250	6.4	500
13RS056740	0.437	11.1	0.567	14.4	0.406	10.3	500
13RS075053	0.437	11.1	0.750	19.1	0.500	12.7	500
13RS050075	0.438	11.1	0.500	12.7	0.750	19.1	500

Item No.	ID in	ID mm	OD in	OD mm	Length in	Length mm	Bulk Pack Qty
13RS089037	0.438	11.1	0.885	22.5	0.370	9.4	500
13RS050092	0.440	11.2	0.500	12.7	0.430	10.9	500
13RS125076	0.443	11.3	1.250	31.8	0.250	6.4	250
13RS050097	0.445	11.3	0.515	13.1	0.380	9.7	500
13RS062565	0.450	11.4	0.625	15.9	0.625	15.9	1000
13RS062571	0.450	11.4	0.625	15.9	0.875	22.2	500
13RS100008	0.450	11.4	1.000	25.4	0.219	5.6	500
13RS056032	0.453	11.5	0.563	14.3	0.281	7.1	500
13RS075046	0.460	11.7	0.750	19.1	0.250	6.4	500
13RS100052	0.469	11.9	1.000	25.4	0.563	14.3	500
13RS075023	0.480	12.2	0.752	19.1	0.226	5.7	1000
13RS062538	0.484	12.3	0.627	15.9	0.467	11.9	500
13RS075039	0.490	12.4	0.750	19.1	0.375	9.5	1000
13RS075017	0.490	12.4	0.750	19.1	0.800	20.3	500
13RS087543	0.494	12.5	0.865	22.0	0.373	9.5	500
13RS062572	0.500	12.7	0.618	15.7	0.484	12.3	1000
13RS062535	0.500	12.7	0.625	15.9	0.313	8.0	500
13RS062536	0.500	12.7	0.625	15.9	0.375	9.5	500
13RS062575	0.500	12.7	0.625	15.9	1.000	25.4	500
13RS062533	0.500	12.7	0.625	15.9	1.625	41.3	500
13RS062520	0.500	12.7	0.630	16.0	1.250	31.8	500
SWI2020A	0.500	12.7	0.750	19.1	0.375	9.5	1000
13RS100060	0.500	12.7	0.987	25.1	0.375	9.5	500
SWI2040A	0.500	12.7	1.000	25.4	0.100	2.5	8000
13RS100034	0.500	12.7	1.000	25.4	0.750	19.1	500
13RSSR0255	0.500	12.7	1.000	25.4	2.250	57.2	250
SWI2050A	0.500	12.7	1.250	31.8	0.063	1.6	1000
13RS075991	0.501	12.7	0.780	19.8	0.205	5.2	500
13RS062539	0.503	12.8	0.625	15.9	0.207	5.3	1000
13RS062062	0.504	12.8	0.620	15.7	0.625	15.9	1000
13RS062040	0.504	12.8	0.620	15.7	0.813	20.7	500
MSW1320A	0.504	12.8	0.709	18.0	0.394	10.0	1000
13RS050064	0.505	12.8	0.683	17.3	0.500	12.7	500
SWI2090A	0.505	12.8	0.750	19.1	0.125	3.2	1000
13RSSR0203	0.505	12.8	0.750	19.1	0.375	9.5	500
13RSSR0205	0.505	12.8	0.750	19.1	0.500	12.7	500
13RSSR0208	0.505	12.8	0.750	19.1	0.625	15.9	500
13RSSR0210	0.505	12.8	0.750	19.1	0.750	19.1	500
13RSSR0213	0.505	12.8	0.750	19.1	0.875	22.2	500
13RSSR0216	0.505	12.8	0.750	19.1	1.000	25.4	250
13RSSR0219	0.505	12.8	0.750	19.1	1.250	31.8	250
13RSSR0222	0.505	12.8	0.750	19.1	1.500	38.1	250
13RSSR0225	0.505	12.8	0.750	19.1	1.750	44.5	250
13RSSR0228	0.505	12.8	0.750	19.1	2.000	50.8	250
13RS100032	0.505	12.8	1.000	25.4	0.250	6.4	500
13RSSR0229	0.505	12.8	1.000	25.4	0.375	9.5	500
13RSSR0231	0.505	12.8	1.000	25.4	0.500	12.7	250
13RSSR0233	0.505	12.8	1.000	25.4	0.750	19.1	250
13RSSR0235	0.505	12.8	1.000	25.4	1.000	25.4	250
13RSSR0237	0.505	12.8	1.000	25.4	1.500	38.1	250
13RSSR0239	0.505	12.8	1.000	25.4	2.000	50.8	250
13RSSR0348	0.505	12.8	1.000	25.4	2.250	57.2	250
13RS112030	0.505	12.8	1.240	31.5	0.500	12.7	250
13RS066850	0.506	12.9	0.668	17.0	0.938	23.8	500
13RS062650	0.507	12.9	0.620	15.7	0.500	12.7	1000
13RS062035	0.507	12.9	0.620	15.7	1.688	42.9	500
13RS077530	0.507	12.9	0.775	19.7	0.250	6.4	1000
13RS094551	0.509	12.9	0.984	25.0	0.984	25.0	500
13RS075071	0.510	13.0	0.750	19.1	0.375	9.5	1000
13RS075070	0.510	13.0	0.750	19.1	0.700	17.8	500
13RS100053	0.510	13.0	1.000	25.4	0.590	15.0	250
13RS125312	0.510	13.0	1.250	31.8	0.313	8.0	250
13RS063051	0.512	13.0	0.630	16.0	0.354	9.0	500

(Continued on next page >)

THROUGH SPACERS

13RS/13RSSR/13SP/13ME/MSW/SWI/SWS Series (continued)
Round Nylon Through Spacers

Specifications:
- Material: UL94 V-2 Nylon 6/6
- Color: Natural

Features:
- Will not rust, corrode or deteriorate
- Acts as an electrical insulator by preventing metal-to-metal contact

LINE EXTENSION

*** Note: 13ME item #'s are made of black Heat Stabilized Nylon 6/6**

Item No.	ID in	ID mm	OD in	OD mm	Length in	Length mm	Bulk Pack Qty
SWI2100A	0.512	13.0	1.258	32.0	0.064	1.6	6000
13RS063551	0.515	13.1	0.639	16.2	0.563	14.3	500
13RS072050	0.515	13.1	0.720	18.3	0.490	12.4	1000
13RS075034	0.515	13.1	0.750	19.1	0.340	8.6	1000
13RS089036	0.515	13.1	0.880	22.4	0.375	9.5	500
13RS100063	0.515	13.1	1.125	28.6	0.388	9.9	250
13RS065650	0.516	13.1	0.656	16.7	0.500	12.7	500
13RS100061	0.517	13.1	1.000	25.4	0.312	7.9	500
13RS100031	0.517	13.1	1.000	25.4	0.375	9.5	500
13RS100059	0.517	13.1	1.000	25.4	0.687	17.4	500
13RS068714	0.519	13.2	0.691	17.6	0.750	19.1	500
13RS062593	0.520	13.2	0.625	15.9	0.218	5.5	500
13RS063550	0.520	13.2	0.635	16.1	0.500	12.7	1000
13RS070087	0.520	13.2	0.715	18.2	0.380	9.7	500
13RS075057	0.520	13.2	0.750	19.1	0.500	12.7	500
13RS081046	0.520	13.2	0.803	20.4	0.375	9.5	500
13RS081045	0.520	13.2	0.803	20.4	0.500	12.7	500
13RS146050	0.521	13.2	1.460	37.1	0.500	12.7	250
13RS100011	0.523	13.3	0.998	25.3	0.453	11.5	500
13RS071823	0.524	13.3	0.709	18.0	0.295	7.5	500
13ME118*	0.524	13.3	0.709	18.0	0.118	3.0	1000
13ME119*	0.524	13.3	0.709	18.0	0.197	5.0	1000
13ME120*	0.524	13.3	0.709	18.0	0.295	7.5	1000
13ME121*	0.524	13.3	0.709	18.0	0.394	10.0	1000
13ME122*	0.524	13.3	0.709	18.0	0.591	15.0	1000
13ME123*	0.524	13.3	0.709	18.0	0.787	20.0	500
13ME124*	0.524	13.3	0.709	18.0	0.984	25.0	500
13ME126*	0.524	13.3	0.984	25.0	0.197	5.0	1000
13ME127*	0.524	13.3	0.984	25.0	0.394	10.0	500
13ME128*	0.524	13.3	0.984	25.0	0.591	15.0	1000
13ME129*	0.524	13.3	0.984	25.0	0.787	20.0	1000
13RS071820	0.526	13.4	0.718	18.2	0.219	5.6	500
13RS071828	0.526	13.4	0.718	18.2	0.281	7.1	1000
13RS084102	0.526	13.4	0.840	21.3	0.502	12.8	500
13RS087536	0.527	13.4	0.870	22.1	0.875	22.2	250
13RS100009	0.530	13.5	1.000	25.4	0.500	12.7	500
13RSSR0253	0.530	13.5	1.000	25.4	2.220	56.4	250
13RS075011	0.531	13.5	0.754	19.2	0.451	11.5	500
13RS087045	0.531	13.5	0.870	22.1	0.391	9.9	500
13RS112031	0.531	13.5	1.250	31.8	0.500	12.7	250
13RS083531	0.540	13.7	0.835	21.2	0.188	4.8	500
13RS100065	0.561	14.2	1.003	25.5	0.623	15.8	250
13RS100062	0.562	14.3	1.000	25.4	0.910	23.1	500
13RS100064	0.568	14.4	1.000	25.4	1.119	28.4	500
13RS069038	0.600	15.2	0.680	17.3	0.560	14.2	500
13RS098554	0.604	15.3	0.984	25.0	0.312	7.9	500
13RS084101	0.605	15.4	0.841	21.4	0.600	15.2	500
13RS087047	0.610	15.5	0.870	22.1	0.500	12.7	500
13RS075044	0.625	15.9	1.750	44.5	0.250	6.4	250
SWI2150A	0.629	16.0	1.125	28.6	0.128	3.3	1000
13RSSR0230	0.630	16.0	1.000	25.4	0.375	9.5	500
13RSSR0232	0.630	16.0	1.000	25.4	0.500	12.7	250
13RSSR0234	0.630	16.0	1.000	25.4	0.750	19.1	1000
13RSSR0236	0.630	16.0	1.000	25.4	1.000	25.4	250
13RSSR0238	0.630	16.0	1.000	25.4	1.500	38.1	250
13RSSR0240	0.630	16.0	1.000	25.4	2.000	50.8	250
13RSSR0349	0.630	16.0	1.000	25.4	2.250	57.2	250
13RS075014	0.631	16.0	0.750	19.1	0.440	11.2	500
13RS063564	0.635	16.1	0.913	23.2	0.641	16.3	500
13RS125080	0.642	16.3	1.250	31.8	0.082	2.1	250
13RS100051	0.643	16.3	1.000	25.4	0.500	12.7	500
13RS075018	0.645	16.4	0.750	19.1	0.437	11.1	500
13RS087553	0.650	16.5	0.880	22.4	0.750	19.1	250
13RS098553	0.650	16.5	0.984	25.0	0.492	12.5	500
13RS100010	0.650	16.5	1.000	25.4	0.373	9.5	500
13RS137520	0.656	16.7	1.375	34.9	0.125	3.2	1000
13RS162591	0.680	17.3	1.063	27.0	0.200	5.1	250
13RS081225	0.688	17.5	0.805	20.4	0.500	12.7	500
13RS081228	0.703	17.9	0.805	20.4	0.500	12.7	500
13RS077532	0.705	17.9	0.797	20.2	0.815	20.7	500
13RS081227	0.718	18.2	0.805	20.4	0.500	12.7	500
13RS099001	0.730	18.5	0.993	25.2	0.176	4.5	1000
13RS099002	0.730	18.5	0.993	25.2	0.276	7.0	500
13RS099000	0.730	18.5	0.993	25.2	0.346	8.8	500
13RS106212	0.740	18.8	1.055	26.8	0.188	4.8	250
13RSSR0249	0.750	19.1	1.500	38.1	1.500	38.1	250
13RSSR0358	0.750	19.1	1.500	38.1	2.500	63.5	250
13RS087554	0.753	19.1	0.878	22.3	0.495	12.6	500
13RS100050	0.755	19.2	1.000	25.4	0.203	5.2	500
13RS125084	0.755	19.2	1.250	31.8	0.250	6.4	250
13RSSR0241	0.755	19.2	1.500	38.1	0.375	9.5	250
13RSSR0243	0.755	19.2	1.500	38.1	0.500	12.7	250
13RSSR0245	0.755	19.2	1.500	38.1	0.750	19.1	250
13RSSR0247	0.755	19.2	1.500	38.1	1.000	25.4	250
13RSSR0251	0.755	19.2	1.500	38.1	2.000	50.8	250
13RS100027	0.760	19.3	1.000	25.4	0.343	8.7	500
13RS125313	0.761	19.3	1.239	31.5	0.563	14.3	250
13RS100056	0.765	19.4	1.000	25.4	0.563	14.3	500
13RS137521	0.766	19.5	1.375	34.9	0.156	4.0	250
13RS089038	0.780	19.8	0.907	23.0	0.315	8.0	500
13RS091775	0.785	19.9	0.917	23.3	0.750	19.1	250
13RS137522	0.795	20.2	1.375	34.9	0.400	10.2	250
13RS105720	0.812	20.6	1.057	26.8	0.125	3.2	1000
13RS187509	0.813	20.7	1.188	30.2	0.250	6.4	500
MSW1340A	0.827	21.0	1.457	37.0	0.118	3.0	1000
13RS100066	0.830	21.1	1.050	26.7	0.240	6.1	250
13RS100067	0.830	21.1	1.050	26.7	0.490	12.4	250
13RS091776	0.838	21.3	0.918	23.3	1.125	28.6	500
MSW1350A	0.874	22.2	1.339	34.0	0.059	1.5	3000
13RS125081	0.875	22.2	1.250	31.8	0.563	14.3	250
13RS125083	0.880	22.4	1.250	31.8	0.330	8.4	250
13RS125085	0.900	22.9	1.250	31.8	0.500	12.7	250
13RS100025	0.915	23.2	1.000	25.4	0.250	6.4	500
13RS175032	0.928	23.6	1.750	44.5	0.281	7.1	250
13RS100055	0.950	24.1	1.080	27.4	0.875	22.2	500
13RSSR0242	1.000	25.4	1.500	38.1	0.375	9.5	250
13RSSR0244	1.000	25.4	1.500	38.1	0.500	12.7	250
13RSSR0246	1.000	25.4	1.500	38.1	0.750	19.1	250
13RSSR0248	1.000	25.4	1.500	38.1	1.000	25.4	250
13RSSR0250	1.000	25.4	1.500	38.1	1.500	38.1	250
13RSSR0252	1.000	25.4	1.500	38.1	2.000	50.8	250
13RSSR0357	1.005	25.5	1.500	38.1	2.250	57.2	250
13RSSR0359	1.005	25.5	1.500	38.1	2.500	63.5	250
13RS112027	1.015	25.8	1.120	28.4	0.375	9.5	250
13RS150050	1.020	25.9	1.500	38.1	0.500	12.7	250
13RS132056	1.031	26.2	1.320	33.5	0.562	14.3	250
13RS126210	1.043	26.5	1.262	32.1	0.950	24.1	250
13RS126211	1.051	26.7	1.142	29.0	0.502	12.8	250
13RS131255	1.078	27.4	1.312	33.3	0.750	19.1	250
13RS175050	1.140	29.0	1.750	44.5	0.500	12.7	250
13RS150011	1.187	30.1	1.500	38.1	0.359	9.1	250
13RS162590	1.388	35.3	1.625	41.3	0.094	2.4	250
13RS231251	1.420	36.1	2.031	51.6	0.350	8.9	250
13RS213579	1.422	36.1	2.125	54.0	0.280	7.1	250
13RS213581	1.630	41.4	2.130	54.1	0.130	3.3	250
13RS213580	1.760	44.7	2.135	54.2	0.125	3.2	250
13RS231252	1.945	49.4	2.750	69.9	0.400	10.2	250

R9XX Series
Round Nylon Through Spacers

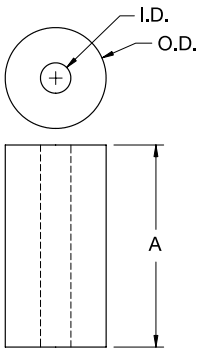

Specifications:

- Material: UL94 V-2 Modified Nylon 6/6
- Color: White

Features:

- Universal spacers give users an extremely wide range for mounting PCB discrete devices in many lead patterns and elevations
- Makes solder filleting and board cleaning more effective

Item No.	ID		OD		A		Bulk Pack Qty
	in	mm	in	mm	in	mm	
R901-1	0.028	0.7	0.085	2.2	0.062	1.6	1000
R901-2	0.028	0.7	0.085	2.2	0.125	3.2	1000
R901-3	0.028	0.7	0.085	2.2	0.188	4.8	1000
R901-4	0.028	0.7	0.085	2.2	0.250	6.4	1000
R901-5	0.028	0.7	0.085	2.2	0.313	7.9	1000
R901-6	0.028	0.7	0.085	2.2	0.375	9.5	1000
R901-7	0.028	0.7	0.085	2.2	0.438	11.1	1000
R901-8	0.028	0.7	0.085	2.2	0.500	12.7	1000
R938-1	0.032	0.8	0.085	2.2	0.062	1.6	1000
R938-2	0.032	0.8	0.085	2.2	0.125	3.2	1000
R938-3	0.032	0.8	0.085	2.2	0.188	4.8	1000
R938-4	0.032	0.8	0.085	2.2	0.250	6.4	1000
R938-5	0.032	0.8	0.085	2.2	0.313	7.9	1000
R938-6	0.032	0.8	0.085	2.2	0.375	9.5	1000
R938-7	0.032	0.8	0.085	2.2	0.438	11.1	1000
R938-8	0.032	0.8	0.085	2.2	0.500	12.7	1000
R902-1	0.032	0.8	0.125	3.2	0.062	1.6	1000
R902-2	0.032	0.8	0.125	3.2	0.125	3.2	1000
R902-3	0.032	0.8	0.125	3.2	0.188	4.8	1000
R902-4	0.032	0.8	0.125	3.2	0.250	6.4	1000
R902-5	0.032	0.8	0.125	3.2	0.313	7.9	1000
R902-6	0.032	0.8	0.125	3.2	0.375	9.5	1000
R902-7	0.032	0.8	0.125	3.2	0.438	11.1	1000
R902-8	0.032	0.8	0.125	3.2	0.500	12.7	1000
R939-1	0.047	1.2	0.125	3.2	0.062	1.6	1000
R939-2	0.047	1.2	0.125	3.2	0.125	3.2	1000
R939-3	0.047	1.2	0.125	3.2	0.188	4.8	1000
R939-4	0.047	1.2	0.125	3.2	0.250	6.4	1000
R939-5	0.047	1.2	0.125	3.2	0.313	7.9	1000
R939-6	0.047	1.2	0.125	3.2	0.375	9.5	1000
R939-7	0.047	1.2	0.125	3.2	0.438	11.1	1000
R939-8	0.047	1.2	0.125	3.2	0.500	12.7	1000
R903-1	0.047	1.2	0.156	4.0	0.062	1/6	1000
R903-2	0.047	1.2	0.156	4.0	0.125	3.2	1000
R903-3	0.047	1.2	0.156	4.0	0.188	4.8	1000
R903-4	0.047	1.2	0.156	4.0	0.250	6.4	1000
R903-5	0.047	1.2	0.156	4.0	0.313	7.9	1000
R903-6	0.047	1.2	0.156	4.0	0.375	9.5	1000
R903-7	0.047	1.2	0.156	4.0	0.438	11.1	1000
R903-8	0.047	1.2	0.156	4.0	0.500	12.7	1000
R904-1	0.063	1.6	0.187	4.8	0.062	1.6	1000
R904-2	0.063	1.6	0.187	4.8	0.125	3.2	1000
R904-3	0.063	1.6	0.187	4.8	0.188	4.8	1000
R904-4	0.063	1.6	0.187	4.8	0.250	6.4	1000
R904-5	0.063	1.6	0.187	4.8	0.313	7.9	1000
R904-6	0.063	1.6	0.187	4.8	0.375	9.5	1000
R904-7	0.063	1.6	0.187	4.8	0.438	11.1	1000
R904-8	0.063	1.6	0.187	4.8	0.500	12.7	1000
R906-1	0.085	2.2	0.148	3.6	0.062	1.6	1000
R906-2	0.085	2.2	0.148	3.6	0.125	3.2	1000
R906-3	0.085	2.2	0.148	3.6	0.188	4.8	1000
R906-4	0.085	2.2	0.148	3.6	0.250	6.4	1000
R906-5	0.085	2.2	0.148	3.6	0.313	7.9	1000
R906-6	0.085	2.2	0.148	3.6	0.375	9.5	1000
R906-7	0.085	2.2	0.148	3.6	0.438	11.1	1000
R906-8	0.085	2.2	0.148	3.6	0.500	12.7	1000

Item No.	ID		OD		A		Bulk Pack Qty
	in	mm	in	mm	in	mm	
R937-1	0.090	2.3	0.125	3.2	0.062	1/6	1000
R937-2	0.090	2.3	0.125	3.2	0.125	3.2	1000
R937-3	0.090	2.3	0.125	3.2	0.188	4.8	1000
R937-4	0.090	2.3	0.125	3.2	0.250	6.4	1000
R937-5	0.091	2.3	0.125	3.2	0.313	7.9	1000
R937-6	0.091	2.3	0.125	3.2	0.375	9.5	1000
R937-7	0.091	2.3	0.125	3.2	0.438	11.1	1000
R937-8	0.091	2.3	0.125	3.2	0.500	12.7	1000
R913-1	0.091	2.3	0.187	4.8	0.062	1.6	1000
R913-2	0.091	2.3	0.187	4.8	0.125	3.2	1000
R913-3	0.091	2.3	0.187	4.8	0.188	4.8	1000
R913-4	0.091	2.3	0.187	4.8	0.250	6.4	1000
R913-5	0.091	2.3	0.187	4.8	0.313	7.9	1000
R913-6	0.091	2.3	0.187	4.8	0.375	9.5	1000
R913-7	0.091	2.3	0.187	4.8	0.438	11.1	1000
R913-8	0.091	2.3	0.187	4.8	0.500	12.7	1000
R907-1	0.105	2.7	0.167	4.2	0.062	1/6	1000
R907-2	0.105	2.7	0.167	4.2	0.125	3.2	1000
R907-3	0.105	2.7	0.167	4.2	0.188	4.8	1000
R907-4	0.105	2.7	0.167	4.2	0.250	6.4	1000
R907-5	0.105	2.7	0.167	4.2	0.313	7.9	1000
R907-6	0.105	2.7	0.167	4.2	0.375	9.5	1000
R907-7	0.105	2.7	0.167	4.2	0.438	11.1	1000
R907-8	0.105	2.7	0.167	4.2	0.500	12.7	1000
R908-1	0.125	3.2	0.187	4.8	0.062	1.6	1000
R908-2	0.125	3.2	0.187	4.8	0.125	3.2	1000
R908-3	0.125	3.2	0.187	4.8	0.188	4.8	1000
R908-4	0.125	3.2	0.187	4.8	0.250	6.4	1000
R908-5	0.125	3.2	0.187	4.8	0.313	7.9	1000
R908-6	0.125	3.2	0.187	4.8	0.375	9.5	1000
R908-7	0.125	3.2	0.187	4.8	0.438	11.1	1000
R908-8	0.125	3.2	0.187	4.8	0.500	12.7	1000
R911-1	0.125	3.2	0.250	6.4	0.062	1.6	1000
R911-2	0.125	3.2	0.250	6.4	0.125	3.2	1000
R911-3	0.125	3.2	0.250	6.4	0.188	4.8	1000
R911-4	0.125	3.2	0.250	6.4	0.250	6.4	1000
R911-5	0.125	3.2	0.250	6.4	0.313	7.9	1000
R911-6	0.125	3.2	0.250	6.4	0.375	9.5	1000
R911-7	0.125	3.2	0.250	6.4	0.438	11.1	1000
R911-8	0.125	3.2	0.250	6.4	0.500	12.7	1000
R905-1	0.147	3.7	0.250	6.4	0.062	1.6	1000
R905-2	0.147	3.7	0.250	6.4	0.125	3.2	1000
R905-3	0.147	3.7	0.250	6.4	0.188	4.8	1000
R905-4	0.147	3.7	0.250	6.4	0.250	6.4	1000
R905-5	0.147	3.7	0.250	6.4	0.313	7.9	1000
R905-6	0.147	3.7	0.250	6.4	0.375	9.5	1000
R905-7	0.147	3.7	0.250	6.4	0.438	11.1	1000
R905-8	0.147	3.7	0.250	6.4	0.500	12.7	1000
R912-1	0.171	4.3	0.250	6.4	0.062	1/6	1000
R912-2	0.171	4.3	0.250	6.4	0.125	3.2	1000
R912-3	0.171	4.3	0.250	6.4	0.188	4.8	1000
R912-4	0.171	4.3	0.250	6.4	0.250	6.4	1000
R912-5	0.171	4.3	0.250	6.4	0.313	7.9	1000
R912-6	0.171	4.3	0.250	6.4	0.375	9.5	1000
R912-7	0.171	4.3	0.250	6.4	0.438	11.1	1000
R912-8	0.171	4.3	0.250	6.4	0.500	12.7	1000

THROUGH SPACERS

005XXXXXXX14 Series
Round Polystyrene (PS) Spacer



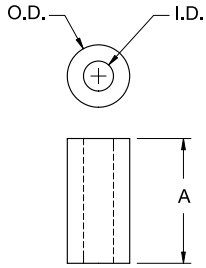

Specifications:
- Material: Polystyrene
- Color: See table

Features:
- Efficient insulator at low temperatures
- Minimal water absorption
- Lightweight

Item No.		ID		OD		Spacer Length A		For Screw		Bulk Pack Qty
Natural	Black	in	mm	in	mm	in	mm	Imperial	Metric	
005377800014	005377859914	0.134	3.4	0.236	6.0	1.378	35.0	#4	M3	250
005378800014	005378859914	0.134	3.4	0.236	6.0	1.575	40.0	#4	M3	250
005371200014	005371259914	0.134	3.4	0.236	6.0	0.079	2.0	#4	M3	500
005371400014	005371459914	0.134	3.4	0.236	6.0	0.118	3.2	#4	M3	500
005371600014	005371659914	0.134	3.4	0.236	6.0	0.157	4.0	#4	M3	500
005371800014	005371859914	0.134	3.4	0.236	6.0	0.197	5.0	#4	M3	500
005372000014	005372059914	0.134	3.4	0.236	6.0	0.236	6.0	#4	M3	500
005372400014	005372459914	0.134	3.4	0.236	6.0	0.315	8.0	#4	M3	500
005372800014	005372859914	0.134	3.4	0.236	6.0	0.394	10.0	#4	M3	500
005373200014	005373259914	0.134	3.4	0.236	6.0	0.472	12.0	#4	M3	500
005373800014	005373859914	0.134	3.4	0.236	6.0	0.591	15.0	#4	M3	500
005374400014	005374459914	0.134	3.4	0.236	6.0	0.709	18.0	#4	M3	500
005374800014	005374859914	0.134	3.4	0.236	6.0	0.787	20.0	#4	M3	500
005375800014	005375859914	0.134	3.4	0.236	6.0	0.984	25.0	#4	M3	500
005376800014	005376859914	0.134	3.4	0.236	6.0	1.181	30.0	#4	M3	500
005419000014	005419059914	0.165	4.2	0.315	8.0	0.118	3.0	#8	M4	500
005420500014	005420559914	0.165	4.2	0.315	8.0	0.157	4.0	#8	M4	500
005422000014	005422059914	0.165	4.2	0.315	8.0	0.197	5.0	#8	M4	500
005423200014	005423259914	0.165	4.2	0.315	8.0	0.236	6.0	#8	M4	500
005425600014	005425659914	0.165	4.2	0.315	8.0	0.315	8.0	#8	M4	500
005428000014	005428059914	0.165	4.2	0.315	8.0	0.394	10.0	#8	M4	500
005429200014	005429259914	0.165	4.2	0.315	8.0	0.472	12.0	#8	M4	500
005431000014	005431059914	0.165	4.2	0.315	8.0	0.591	15.0	#8	M4	500
005432800014	005432859914	0.165	4.2	0.315	8.0	0.709	18.0	#8	M4	500
005434000014	005434059914	0.165	4.2	0.315	8.0	0.787	20.0	#8	M4	500
005437000014	005437059914	0.165	4.2	0.315	8.0	0.984	25.0	#8	M4	500
005440000014	005440059914	0.165	4.2	0.315	8.0	1.181	30.0	#8	M4	500
005465000014	005465059914	0.205	5.2	0.394	10.0	0.591	15.0	#10	M5	250
005466800014	005466859914	0.205	5.2	0.394	10.0	0.709	18.0	#10	M5	250
005468000014	005468059914	0.205	5.2	0.394	10.0	0.787	20.0	#10	M5	250
005471000014	005471059914	0.205	5.2	0.394	10.0	0.984	25.0	#10	M5	250
005474000014	005474059914	0.205	5.2	0.394	10.0	1.181	30.0	#10	M5	250
005453000014	005453059914	0.205	5.2	0.394	10.0	0.118	3.0	#10	M5	500
005454500014	005454559914	0.205	5.2	0.394	10.0	0.157	4.0	#10	M5	500
005456000014	005456059914	0.205	5.2	0.394	10.0	0.197	5.0	#10	M5	500
005457200014	005457259914	0.205	5.2	0.394	10.0	0.236	6.0	#10	M5	500
005459600014	005459659914	0.205	5.2	0.394	10.0	0.315	8.0	#10	M5	500
005462000014	005462059914	0.205	5.2	0.394	10.0	0.394	10.0	#10	M5	500
005463200014	005463259914	0.205	5.2	0.394	10.0	0.472	12.0	#10	M5	500

CER Series
Ceramic Beads

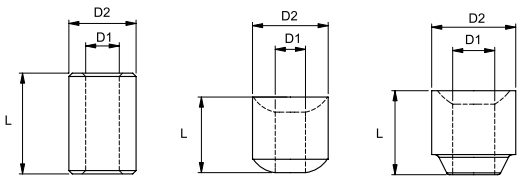

Style 1 Style 2 Style 3

Specifications:
- Material: Steatrite C220 Ceramic
- Color: Natural

Features:
- Maximum operating temperature: 1832°F (1000°C)
- Parts are stackable

Item No.	D1 ID		D2 OD		L		Style	Bulk Pack Qty
	in	mm	in	mm	in	mm		
CER-1	0.079	2.0	0.158	4.0	0.237	6.0	1	1000
CER-2	0.063	1.6	0.178	4.5	0.315	8.0	1	1000
CER-3	0.063	1.6	0.178	4.5	0.394	10.0	1	1000
CER-4	0.040	1.0	0.119	3.0	0.119	3.0	2	1000
CER-5	0.071	1.8	0.178	4.5	0.178	4.5	2	1000
CER-6	0.040	1.0	0.119	3.0	0.197	5.0	2	1000
CER-7	0.098	2.5	0.197	5.0	0.197	5.0	3	1000

SELF RETAINING SPACERS

SRS/CBSS Series
Self Retaining Spacer

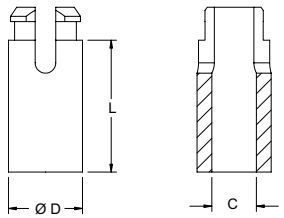

Specifications:

- Material: UL94 V-2 Nylon 6/6
  - UL94 V-0 Available by Special Order
- Color: Natural

Features:

- Self-retaining and self-aligning
- Board mount head snaps in and maintains spacing even after the screw is removed
- Will not rust, corrode or deteriorate

Item No.	Screw	Hole Ø		Panel Thickness		L		D		C		Bulk Pack Qty
		in	mm	in	mm	in	mm	in	mm	in	mm	
SRS4-2-01	#4 (M3)	0.187	4.7	0.062	1.6	0.125	3.2	0.250	6.4	0.125	3.2	1000
CBSS010A	#4 (M3)	0.187	4.7	0.062	1.6	0.138	3.5	0.250	6.4	0.125	3.2	1000
CBSS015A	#4 (M3)	0.187	4.7	0.062	1.6	0.157	4.0	0.250	6.4	0.125	3.2	1000
CBSS020A	#4 (M3)	0.187	4.7	0.062	1.6	0.177	4.5	0.250	6.4	0.125	3.2	1000
SRS4-3-01	#4 (M3)	0.187	4.7	0.062	1.6	0.187	4.7	0.250	6.4	0.125	3.2	1000
SRS4-4-01	#4 (M3)	0.187	4.7	0.062	1.6	0.250	6.4	0.250	6.4	0.125	3.2	1000
SRS4-5-01	#4 (M3)	0.187	4.7	0.062	1.6	0.312	7.9	0.250	6.4	0.125	3.2	1000
SRS4-6-01	#4 (M3)	0.187	4.7	0.062	1.6	0.375	9.5	0.250	6.4	0.125	3.2	1000
SRS4-7-01	#4 (M3)	0.187	4.7	0.062	1.6	0.437	11.1	0.250	6.4	0.125	3.2	1000
CBSS050A	#4 (M3)	0.187	4.7	0.062	1.6	0.472	12.0	0.250	6.4	0.125	3.2	1000
SRS4-8-01	#4 (M3)	0.187	4.7	0.062	1.6	0.500	12.7	0.250	6.4	0.125	3.2	1000
CBSS060A	#4 (M3)	0.187	4.7	0.062	1.6	0.559	14.2	0.250	6.4	0.125	3.2	1000
CBSS065A	#4 (M3)	0.187	4.7	0.062	1.6	0.591	15.0	0.250	6.4	0.125	3.2	1000
SRS4-10-01	#4 (M3)	0.187	4.7	0.062	1.6	0.625	15.9	0.250	6.4	0.125	3.2	1000
SRS4-12-01	#4 (M3)	0.187	4.7	0.062	1.6	0.750	19.1	0.250	6.4	0.125	3.2	1000
SRS4-14-01	#4 (M3)	0.187	4.7	0.062	1.6	0.875	22.2	0.250	6.4	0.125	3.2	1000
SRS4-16-01	#4 (M3)	0.187	4.7	0.062	1.6	1.000	25.4	0.250	6.4	0.125	3.2	1000
SRS6-4-01	#6 (M3.5)	0.234	5.9	0.062	1.6	0.250	6.4	0.281	7.1	0.153	3.9	1000
SRS6-5-01	#6 (M3.5)	0.234	5.9	0.062	1.6	0.312	7.9	0.281	7.1	0.153	3.9	1000
SRS6-6-01	#6 (M3.5)	0.234	5.9	0.062	1.6	0.375	9.5	0.281	7.1	0.153	3.9	1000
SRS6-7-01	#6 (M3.5)	0.234	5.9	0.062	1.6	0.437	11.1	0.281	7.1	0.153	3.9	1000
SRS6-8-01	#6 (M3.5)	0.234	5.9	0.062	1.6	0.500	12.7	0.281	7.1	0.153	3.9	1000
SRS6-10-01	#6 (M3.5)	0.234	5.9	0.062	1.6	0.625	15.9	0.281	7.1	0.153	3.9	1000
SRS6-12-01	#6 (M3.5)	0.234	5.9	0.062	1.6	0.750	19.1	0.281	7.1	0.153	3.9	1000
SRS6-14-01	#6 (M3.5)	0.234	5.9	0.062	1.6	0.875	22.2	0.281	7.1	0.153	3.9	1000
SRS6-16-01	#6 (M3.5)	0.234	5.9	0.062	1.6	1.000	25.4	0.281	7.1	0.153	3.9	1000
CBSS105A	#8 (M4)	0.234	5.9	0.062	1.6	0.118	3.0	0.281	7.1	0.169	4.3	1000
CBSS110A	#8 (M4)	0.234	5.9	0.062	1.6	0.157	4.0	0.281	7.1	0.169	4.3	1000
CBSS115A	#8 (M4)	0.234	5.9	0.062	1.6	0.181	4.6	0.281	7.1	0.169	4.3	1000
CBSS120A	#8 (M4)	0.234	5.9	0.062	1.6	0.197	5.0	0.281	7.1	0.169	4.3	1000
SRS8-3-01	#8 (M4)	0.234	5.9	0.062	1.6	0.188	4.8	0.281	7.1	0.169	4.3	1000
SRS8-4-01	#8 (M4)	0.234	5.9	0.062	1.6	0.250	6.4	0.281	7.1	0.169	4.3	1000
SRS8-5-01	#8 (M4)	0.234	5.9	0.062	1.6	0.313	7.9	0.281	7.1	0.169	4.3	1000
SRS8-6-01	#8 (M4)	0.234	5.9	0.062	1.6	0.375	9.5	0.281	7.1	0.169	4.3	1000
SRS8-7-01	#8 (M4)	0.234	5.9	0.062	1.6	0.438	11.1	0.281	7.1	0.169	4.3	1000
SRS8-8-01	#8 (M4)	0.234	5.9	0.062	1.6	0.500	12.7	0.281	7.1	0.169	4.3	1000
SRS8-10-01	#8 (M4)	0.234	5.9	0.062	1.6	0.625	15.9	0.281	7.1	0.169	4.3	1000
CBSS155A	#8 (M4)	0.234	5.9	0.062	1.6	0.669	17.0	0.281	7.1	0.169	4.3	1000
SRS8-12-01	#8 (M4)	0.234	5.9	0.062	1.6	0.750	19.1	0.281	7.1	0.169	4.3	1000
SRS8-14-01	#8 (M4)	0.234	5.9	0.062	1.6	0.875	22.2	0.281	7.1	0.169	4.3	1000
SRS8-16-01	#8 (M4)	0.234	5.9	0.062	1.6	1.000	25.4	0.281	7.1	0.169	4.3	1000
CBSS175A	#8 (M4)	0.234	5.9	0.062	1.6	1.181	30.0	0.281	7.1	0.169	4.3	1000
SRS8-2-3-01	#8 (M4)	0.234	5.9	0.087	2.2	0.188	4.8	0.281	7.1	0.169	4.3	1000
SRS8-2-4-01	#8 (M4)	0.234	5.9	0.087	2.2	0.250	6.4	0.281	7.1	0.169	4.3	1000
SRS8-2-5-01	#8 (M4)	0.234	5.9	0.087	2.2	0.313	7.9	0.281	7.1	0.169	4.3	1000
SRS8-2-6-01	#8 (M4)	0.234	5.9	0.087	2.2	0.375	9.5	0.281	7.1	0.169	4.3	1000
SRS8-2-7-01	#8 (M4)	0.234	5.9	0.087	2.2	0.438	11.1	0.281	7.1	0.169	4.3	1000
SRS8-2-8-01	#8 (M4)	0.234	5.9	0.087	2.2	0.500	12.7	0.281	7.1	0.169	4.3	1000
SRS8-2-10-01	#8 (M4)	0.234	5.9	0.087	2.2	0.625	15.9	0.281	7.1	0.169	4.3	1000
SRS8-2-12-01	#8 (M4)	0.234	5.9	0.087	2.2	0.750	19.1	0.281	7.1	0.169	4.3	1000
SRS8-2-14-01	#8 (M4)	0.234	5.9	0.087	2.2	0.875	22.2	0.281	7.1	0.169	4.3	1000

SPACERS

SSRS/13STS/13SS Series
Self Retaining Spacer

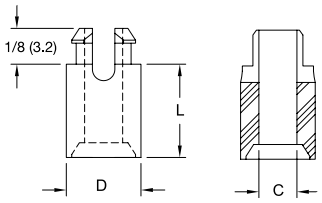

LINE EXTENSION

Specifications:
- Material: UL94 V-2 Nylon 6/6
  - UL94 V-0 Available by Special Order
- Color: Natural

Features:
- Spacers can be stacked for multiple level PC board applications
- Self-retaining and self-aligning
- Board mount head snaps in and maintains spacing even after the screw is removed

	Item No.	Screw	Hole Ø in	Hole Ø mm	Panel Thickness in	Panel Thickness mm	L in	L mm	D in	D mm	C in	C mm	Bulk Pack Qty
	SSRS4-2-01	#4 (M3)	0.187	4.7	0.062	1.6	0.125	3.2	0.260	6.6	0.130	3.3	1000
	SSRS4-3-01	#4 (M3)	0.187	4.7	0.062	1.6	0.187	4.7	0.260	6.6	0.130	3.3	1000
	SSRS4-4-01	#4 (M3)	0.187	4.7	0.062	1.6	0.250	6.4	0.260	6.6	0.130	3.3	1000
	SSRS4-5-01	#4 (M3)	0.187	4.7	0.062	1.6	0.312	7.9	0.260	6.6	0.130	3.3	1000
	SSRS4-6-01	#4 (M3)	0.187	4.7	0.062	1.6	0.375	9.5	0.260	6.6	0.130	3.3	1000
	SSRS4-7-01	#4 (M3)	0.187	4.7	0.062	1.6	0.437	11.1	0.260	6.6	0.130	3.3	1000
	SSRS4-8-01	#4 (M3)	0.187	4.7	0.062	1.6	0.500	12.7	0.260	6.6	0.130	3.3	1000
	SSRS4-10-01	#4 (M3)	0.187	4.7	0.062	1.6	0.625	15.9	0.260	6.6	0.130	3.3	1000
•	13STS004068	#4 (M3)	0.187	4.7	0.062	1.6	0.688	17.5	0.260	6.6	0.130	3.3	1000
	SSRS6-4-01	#6 (M3.5)	0.234	5.9	0.062	1.6	0.250	6.4	0.313	7.9	0.153	3.9	1000
	SSRS6-5-01	#6 (M3.5)	0.234	5.9	0.062	1.6	0.312	7.9	0.313	7.9	0.153	3.9	1000
	SSRS6-6-01	#6 (M3.5)	0.234	5.9	0.062	1.6	0.375	9.5	0.313	7.9	0.153	3.9	1000
	SSRS6-7-01	#6 (M3.5)	0.234	5.9	0.062	1.6	0.437	11.1	0.313	7.9	0.153	3.9	1000
	SSRS6-8-01	#6 (M3.5)	0.234	5.9	0.062	1.6	0.500	12.7	0.313	7.9	0.153	3.9	1000
	SSRS6-10-01	#6 (M3.5)	0.234	5.9	0.062	1.6	0.625	15.9	0.313	7.9	0.153	3.9	1000
	SSRS6-12-01	#6 (M3.5)	0.234	5.9	0.062	1.6	0.750	19.1	0.313	7.9	0.153	3.9	1000
	SSRS6-14-01	#6 (M3.5)	0.234	5.9	0.062	1.6	0.875	22.2	0.313	7.9	0.153	3.9	1000
	SSRS6-16-01	#6 (M3.5)	0.234	5.9	0.062	1.6	1.000	25.4	0.313	7.9	0.153	3.9	1000
	SSRS8-4-01	#8 (M4)	0.234	5.9	0.062	1.6	0.250	6.4	0.313	7.9	0.169	4.3	1000
	SSRS8-5-01	#8 (M4)	0.234	5.9	0.062	1.6	0.313	7.9	0.313	7.9	0.169	4.3	1000
	SSRS8-6-01	#8 (M4)	0.234	5.9	0.062	1.6	0.375	9.5	0.313	7.9	0.169	4.3	1000
	SSRS8-7-01	#8 (M4)	0.234	5.9	0.062	1.6	0.438	11.1	0.313	7.9	0.169	4.3	1000
	SSRS8-8-01	#8 (M4)	0.234	5.9	0.062	1.6	0.500	12.7	0.313	7.9	0.169	4.3	1000
	SSRS8-10-01	#8 (M4)	0.234	5.9	0.062	1.6	0.625	15.9	0.313	7.9	0.169	4.3	1000
	SSRS8-12-01	#8 (M4)	0.234	5.9	0.062	1.6	0.750	19.1	0.313	7.9	0.169	4.3	1000
	SSRS8-14-01	#8 (M4)	0.234	5.9	0.062	1.6	0.875	22.2	0.313	7.9	0.169	4.3	1000
•	13STS008093	#8 (M4)	0.234	5.9	0.062	1.6	0.938	23.8	0.313	7.9	0.169	4.3	1000
	SSRS8-16-01	#8 (M4)	0.234	5.9	0.062	1.6	1.000	25.4	0.313	7.9	0.169	4.3	1000
•	13SS010265	#10	0.265	6.7	0.062	1.6	0.265	6.7	0.316	8.0	0.190	4.8	1000
•	13SS010375	#10	0.265	6.7	0.062	1.6	0.375	9.5	0.316	8.0	0.190	4.8	1000

CSR/CSP Series
Collar Spacer

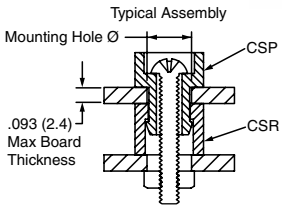

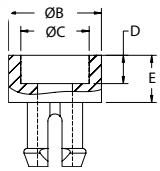

CSP

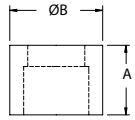

CSR

Specifications:
- Material: UL94 V-2 Nylon 6/6
  - UL94 V-0 Available by Special Order
- Color: Natural

Features:
- Pin (CSP) locks into bottom retainer (CSR) to capture PC board
- Combination of two mating parts forms a completely enclosed nylon spacer
- Binding head type screw is recommended

Pin

Item No.	ØB in	ØB mm	ØC in	ØC mm	D in	D mm	E in	E mm	Mounting Hole in	Mounting Hole mm	Bulk Pack Qty
CSP4-01	0.295	7.5	—	—	—	—	0.10	2.5	0.195	5.0	1000
CSP6-01	0.394	1.0.	0.290	7.4	0.120	3.0	0.20	5.0	0.256	6.5	1000
CSP8-01	0.436	11.1	0.330	8.4	0.140	3.6	0.22	5.5	0.272	6.9	1000

Retainer

Item No.	A in	A mm	ØB in	ØB mm	Mating Pin	Screw	Bulk Pack Qty
CSR4-224-01	0.224	5.7	0.295	7.5	CSP4-01	#4 or M2.5	1000
CSR4-295-01	0.295	7.5	0.295	7.5	CSP4-01	#4 or M2.5	1000
CSR4-394-01	0.394	10.0	0.295	7.5	CSP4-01	#4 or M2.5	1000
CSR4-591-01	0.591	15.0	0.295	7.5	CSP4-01	#4 or M2.5	1000
CSR4-787-01	0.787	20.0	0.295	7.5	CSP4-01	#4 or M2.5	1000
CSR6-224-01	0.224	5.7	0.394	10.0	CSP6-01	#6 or M3	1000
CSR6-295-01	0.295	7.5	0.394	10.0	CSP6-01	#6 or M3	1000
CSR6-394-01	0.394	10.0	0.394	10.0	CSP6-01	#6 or M3	1000
CSR6-591-01	0.591	15.0	0.394	10.0	CSP6-01	#6 or M3	1000
CSR6-787-01	0.787	20.0	0.394	10.0	CSP6-01	#6 or M3	1000
CSR8-224-01	0.224	5.7	0.436	11.1	CSP8-01	#6 or M3	1000
CSR8-295-01	0.295	7.5	0.436	11.1	CSP8-01	#6 or M3	1000
CSR8-394-01	0.394	10.0	0.436	11.1	CSP8-01	#6 or M3	1000
CSR8-591-01	0.591	15.0	0.436	11.1	CSP8-01	#6 or M3	1000
CSR8-787-01	0.787	20.0	0.436	11.1	CSP8-01	#6 or M3	1000

13SPRT Series
Retaining Spacers

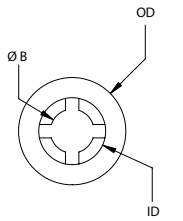

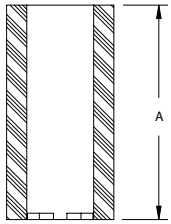

NEW

Specifications:
- Material: UL94 V-2 Nylon 6/6
  - UL94 V-0 Available by Special Order
- Color: Natural

Features:
- Specially configured I.D. designed to grip the screw shank
- The spacer remains attached to the screw for quick, easy assembly
- Will not rust, corrode or deteriorate

Item No.	ID		Ø B		OD		A		Bulk Pack Qty
	in	mm	in	mm	in	mm	in	mm	
13SPRT031	0.115	2.9	0.078	2.0	0.250	6.4	0.125	3.2	1000
13SPRT032	0.115	2.9	0.078	2.0	0.250	6.4	0.188	4.8	1000
13SPRT033	0.115	2.9	0.078	2.0	0.250	6.4	0.250	6.4	1000
13SPRT034	0.115	2.9	0.078	2.0	0.250	6.4	0.313	7.9	1000
13SPRT035	0.115	2.9	0.078	2.0	0.250	6.4	0.375	9.5	1000
13SPRT036	0.115	2.9	0.078	2.0	0.250	6.4	0.438	11.1	1000
13SPRT037	0.115	2.9	0.078	2.0	0.250	6.4	0.500	12.7	1000
13SPRT038	0.115	2.9	0.078	2.0	0.250	6.4	0.563	14.3	1000
13SPRT039	0.115	2.9	0.078	2.0	0.250	6.4	0.625	15.9	1000
13SPRT040	0.115	2.9	0.078	2.0	0.250	6.4	0.688	17.5	1000
13SPRT041	0.115	2.9	0.078	2.0	0.250	6.4	0.750	19.1	1000
13SPRT042	0.115	2.9	0.078	2.0	0.250	6.4	1.188	20.6	1000
13SPRT043	0.115	2.9	0.078	2.0	0.250	6.4	0.875	22.2	1000
13SPRT044	0.115	2.9	0.078	2.0	0.250	6.4	1.313	23.8	1000
13SPRT045	0.115	2.9	0.078	2.0	0.250	6.4	1.000	25.4	1000
13SPRT122	0.115	2.9	0.078	2.0	0.250	6.4	0.156	15.1	1000
13SPRT046	0.156	4.0	0.102	2.6	0.250	6.4	0.125	3.2	1000
13SPRT047	0.156	4.0	0.102	2.6	0.250	6.4	0.188	4.8	1000
13SPRT048	0.156	4.0	0.102	2.6	0.250	6.4	0.250	6.4	1000
13SPRT049	0.156	4.0	0.102	2.6	0.250	6.4	0.313	7.9	1000
13SPRT050	0.156	4.0	0.102	2.6	0.250	6.4	0.375	9.5	1000
13SPRT051	0.156	4.0	0.102	2.6	0.250	6.4	0.438	11.1	1000
13SPRT052	0.156	4.0	0.102	2.6	0.250	6.4	0.500	12.7	1000
13SPRT053	0.156	4.0	0.102	2.6	0.250	6.4	0.563	14.3	1000
13SPRT054	0.156	4.0	0.102	2.6	0.250	6.4	0.625	15.9	1000
13SPRT055	0.156	4.0	0.102	2.6	0.250	6.4	0.688	17.5	1000
13SPRT056	0.156	4.0	0.102	2.6	0.250	6.4	0.750	19.1	1000
13SPRT057	0.156	4.0	0.102	2.6	0.250	6.4	1.188	20.6	1000
13SPRT058	0.156	4.0	0.102	2.6	0.250	6.4	0.875	22.2	1000
13SPRT059	0.156	4.0	0.102	2.6	0.250	6.4	1.313	23.8	1000
13SPRT060	0.156	4.0	0.102	2.6	0.250	6.4	1.000	25.4	1000
13SPRT121	0.156	4.0	0.102	2.6	0.250	6.4	0.594	15.1	1000
13SPRT061	0.198	5.0	0.128	3.3	0.313	7.9	0.125	3.2	1000
13SPRT062	0.198	5.0	0.128	3.3	0.313	7.9	0.188	4.8	1000
13SPRT063	0.198	5.0	0.128	3.3	0.313	7.9	0.250	6.4	1000
13SPRT064	0.198	5.0	0.128	3.3	0.313	7.9	0.313	7.9	1000
13SPRT065	0.198	5.0	0.128	3.3	0.313	7.9	0.375	9.5	1000
13SPRT066	0.198	5.0	0.128	3.3	0.313	7.9	0.438	11.1	1000
13SPRT067	0.198	5.0	0.128	3.3	0.313	7.9	0.500	12.7	1000
13SPRT068	0.198	5.0	0.128	3.3	0.313	7.9	0.563	14.3	1000
13SPRT069	0.198	5.0	0.128	3.3	0.313	7.9	0.625	15.9	1000
13SPRT070	0.198	5.0	0.128	3.3	0.313	7.9	0.688	17.5	1000
13SPRT071	0.198	5.0	0.128	3.3	0.313	7.9	0.750	19.1	1000
13SPRT072	0.198	5.0	0.128	3.3	0.313	7.9	1.188	20.6	1000
13SPRT073	0.198	5.0	0.128	3.3	0.313	7.9	0.875	22.2	1000
13SPRT074	0.198	5.0	0.128	3.3	0.313	7.9	1.313	23.8	1000

Item No.	ID		Ø B		OD		A		Bulk Pack Qty
	in	mm	in	mm	in	mm	in	mm	
13SPRT075	0.198	5.0	0.128	3.3	0.313	7.9	1.000	25.4	1000
13SPRT076	0.240	6.1	0.152	3.9	0.375	9.5	0.125	3.2	1000
13SPRT077	0.240	6.1	0.152	3.9	0.375	9.5	0.188	4.8	1000
13SPRT078	0.240	6.1	0.152	3.9	0.375	9.5	0.250	6.4	1000
13SPRT079	0.240	6.1	0.152	3.9	0.375	9.5	0.313	7.9	1000
13SPRT080	0.240	6.1	0.152	3.9	0.375	9.5	0.375	9.5	1000
13SPRT081	0.240	6.1	0.152	3.9	0.375	9.5	0.438	11.1	500
13SPRT082	0.240	6.1	0.152	3.9	0.375	9.5	0.500	12.7	500
13SPRT083	0.240	6.1	0.152	3.9	0.375	9.5	0.563	14.3	500
13SPRT084	0.240	6.1	0.152	3.9	0.375	9.5	0.625	15.9	500
13SPRT085	0.240	6.1	0.152	3.9	0.375	9.5	0.688	17.5	500
13SPRT086	0.240	6.1	0.152	3.9	0.375	9.5	0.750	19.1	500
13SPRT087	0.240	6.1	0.152	3.9	0.375	9.5	1.188	20.6	1000
13SPRT088	0.240	6.1	0.152	3.9	0.375	9.5	0.875	22.2	1000
13SPRT089	0.240	6.1	0.152	3.9	0.375	9.5	1.313	23.8	500
13SPRT090	0.240	6.1	0.152	3.9	0.375	9.5	1.000	25.4	250
13SPRT091	0.277	7.0	0.177	4.5	0.500	12.7	0.125	3.2	1000
13SPRT092	0.277	7.0	0.177	4.5	0.500	12.7	0.188	4.8	1000
13SPRT093	0.277	7.0	0.177	4.5	0.500	12.7	0.250	6.4	1000
13SPRT094	0.277	7.0	0.177	4.5	0.500	12.7	0.313	7.9	500
13SPRT095	0.277	7.0	0.177	4.5	0.500	12.7	0.375	9.5	500
13SPRT096	0.277	7.0	0.177	4.5	0.500	12.7	0.438	11.1	1000
13SPRT097	0.277	7.0	0.177	4.5	0.500	12.7	0.500	12.7	1000
13SPRT098	0.277	7.0	0.177	4.5	0.500	12.7	0.563	14.3	1000
13SPRT099	0.277	7.0	0.177	4.5	0.500	12.7	0.625	15.9	1000
13SPRT100	0.277	7.0	0.177	4.5	0.500	12.7	0.688	17.5	500
13SPRT101	0.277	7.0	0.177	4.5	0.500	12.7	0.750	19.1	1000
13SPRT102	0.277	7.0	0.177	4.5	0.500	12.7	1.188	20.6	1000
13SPRT103	0.277	7.0	0.177	4.5	0.500	12.7	0.875	22.2	1000
13SPRT104	0.277	7.0	0.177	4.5	0.500	12.7	1.313	23.8	1000
13SPRT105	0.277	7.0	0.177	4.5	0.500	12.7	1.000	25.4	500
13SPRT106	0.375	9.5	0.234	5.9	0.500	12.7	0.125	3.2	1000
13SPRT107	0.375	9.5	0.234	5.9	0.500	12.7	0.188	4.8	1000
13SPRT108	0.375	9.5	0.234	5.9	0.500	12.7	0.250	6.4	1000
13SPRT109	0.375	9.5	0.234	5.9	0.500	12.7	0.313	7.9	1000
13SPRT110	0.375	9.5	0.234	5.9	0.500	12.7	0.375	9.5	500
13SPRT111	0.375	9.5	0.234	5.9	0.500	12.7	0.438	11.1	1000
13SPRT112	0.375	9.5	0.234	5.9	0.500	12.7	0.500	12.7	1000
13SPRT113	0.375	9.5	0.234	5.9	0.500	12.7	0.563	14.3	1000
13SPRT114	0.375	9.5	0.234	5.9	0.500	12.7	0.625	15.9	1000
13SPRT115	0.375	9.5	0.234	5.9	0.500	12.7	0.688	17.5	1000
13SPRT116	0.375	9.5	0.234	5.9	0.500	12.7	0.750	19.1	1000
13SPRT117	0.375	9.5	0.234	5.9	0.500	12.7	1.188	20.6	1000
13SPRT118	0.375	9.5	0.234	5.9	0.500	12.7	0.875	22.2	1000
13SPRT119	0.375	9.5	0.234	5.9	0.500	12.7	1.313	23.8	1000
13SPRT120	0.375	9.5	0.234	5.9	0.500	12.7	1.000	25.4	1000

SPACER NUTS

MSNE Series Spacer Nut

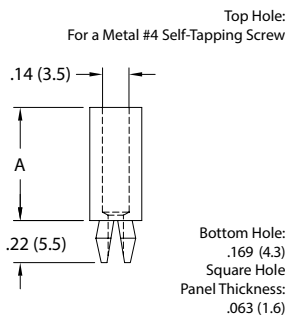

Specifications:
- Material: UL94 V-2 Nylon 6/6
  - UL94 V-0 Available by Special Order
- Color: Natural

Features:
- Square hole prevents rotation
- As screw is engaged, legs spread holding the spaer in place without use of a nut

Item No.	A		Bulk Bulk Pack Qty
	in	mm	
MSNE-2-01	0.125	3.2	1000
MSNE-4M-01	0.157	4.0	1000
MSNE-3-01	0.188	4.8	1000
MSNE-6M-01	0.240	6.1	1000
MSNE-4-01	0.250	6.4	1000
MSNE-5-01	0.313	7.9	1000
MSNE-8M-01	0.313	8.0	1000
MSNE-6-01	0.375	9.5	1000
MSNE-10M-01	0.390	9.9	1000
MSNE-12M-01	0.470	11.9	1000
MSNE-8-01	0.500	12.7	1000
MSNE-10-01	0.625	15.9	1000
MSNE-12-01	0.750	19.1	1000
MSNE-16-01	1.000	25.4	1000

SN Series Spacer Nut

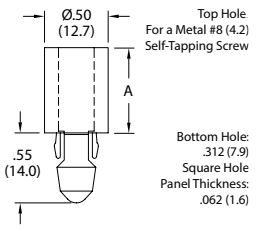

Specifications:
- Material: UL94 HB Polycarbonate
- Color: Clear

Features:
- Fully encapsulates the screw
- Mounts with a metal #8 Type 25 self-tapping screw
- When the screw is fully engaged, the bottom tabs break free, allowing expansion of the bottom "wings", locking it in place

Item No.	A		Bulk Pack Qty
	in	mm	
SN-125	0.125	3.2	1000
SN-187	0.187	4.7	1000
SN-250	0.250	6.4	1000

Item No.	A		Bulk Pack Qty
	in	mm	
SN-312	0.312	7.9	1000
SN-375	0.375	9.5	1000
SN-500	0.500	12.7	1000

EG Series Expansion Grommet

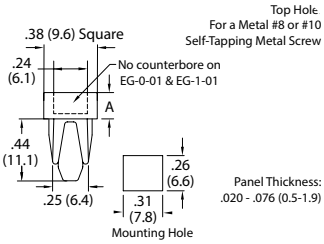

Specifications:
- Material: UL94 V-2 Nylon 6/6
- Color: Natural

Features:
- Square hole prevents rotation
- As screw is engaged, legs spread holding the spaer in place wihtout use of a nut
- Mounts with a #8 or #10 metal self-tapping screw

Item No.	A		Bulk Pack Qty
	in	mm	
EG-0-01	0.031	0.8	1000
EG-1-01	0.063	1.6	1000
EG-2-01	0.125	3.2	1000
EG-3-01	0.188	4.8	1000
EG-4-01	0.250	6.4	1000

Item No.	A		Bulk Pack Qty
	in	mm	
EG-5-01	0.313	7.9	1000
EG-6-01	0.375	9.5	1000
EG-7-01	0.438	11.1	1000
EG-8-01	0.500	12.7	1000

TFR Series Toggle Screw Grommet

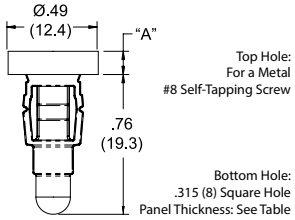

Specifications:
- Material: UL94 V-2 Nylon 6/6
- Color: Natural

Features:
- As self tapping screw is installed, the grommet expands and securely locks the screw and assembled parts in place
- Grommet legs are forced outward to help seal mounting hole
- Square hole prevents rotation
- Mounts with a metal #8 self-tapping screw

Item No.	A		Panel Thickness		Bulk Pack Qty
	in	mm	in	mm	
TFR-1	0.031	0.8	0.060 - 0.110	1.5 - 2.8	1000
TFR-2	0.125	3.2	0.020 - 0.110	0.5 - 2.8	1000
TFR-3	0.189	4.8	0.020 - 0.110	0.5 - 2.8	1000

VERTICAL MOUNT CARD GUIDES

VMCG Series
Vertical Mount Card Guides

Patent 6,547,082

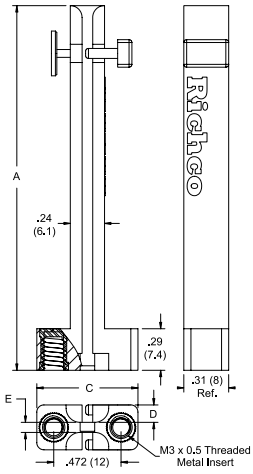

Fig. 1

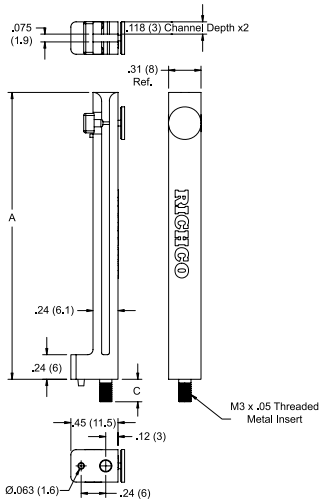

Fig. 2

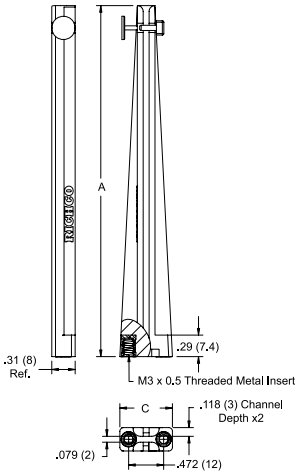

Fig. 3

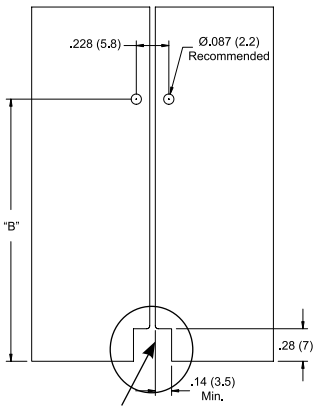

Cutout Needed Only for Fig. 2

PCB Hole Locations

Specifications:
- Card Guide Material: GF Nylon 6
- Card Guide Color: Grey
- Locking Mechanism Material: HDPE
- Locking Mechanism Color: Black
- Metal Pin Material: Stainless Steel
- Screw Material: Mild Steel, Zinc Plated
- Washer Material: Stainless Steel
- Threaded Insert Material: Brass

Features:
- Mounting Hole Panel Thickness: Up to 0.125 (3.18) with M3 Screw (provided)
- Locking pin holds boards in place; to engage or disengage, simply press with finger
- Double channel permits side-by-side mounting
- Includes mounting hardware: screw, washer and lock washer

Item No.	A		B		C		D		E			Accepts PCB Thickness		Bulk Pack Qty
	in	mm	in	mm	in	mm	in	mm	in	mm	Fig.	in	mm	
VMCG-50-MPBK-K	1.83	46.5	1.65	42.0	0.71	18.0	0.104	2.6	0.105	2.7	1	0.062	1.6	100
VMCG-65-MPBK-K	2.56	65.0	2.22	56.5	0.71	18.0	0.118	3.0	0.079	2.0	1	0.062	1.6	100
VMCG-70-MPBK-K	2.76	70.1	2.44	62.5	0.22	5.6	—	-	—		2	0.062	1.6	100
VMCG-90-MPBK-K	3.54	90.0	3.21	81.5	0.71	18.0	0.118	3.0	0.079	2.0	1	0.062	1.6	100
VMCG-100-MPBK-K	3.94	100.0	3.62	92.0	0.35	8.9	—	—	—		2	0.062	1.6	100
VMCG-135-MPBK-K	5.31	135.0	4.98	126.5	0.75	19.0	0.118	3.0	0.079	2.0	1	0.062	1.6	100
VMCG-160-MPBK-K	6.30	160.0	4.43	112.5	0.75	19.0	0.118	3.0	0.079	2.0	1	0.062	1.6	100
VMCG-320-MPBK-K	4.73	120.0	4.43	112.5	0.71	18.0	—	—	—		3	0.062	1.6	100
VMCG-330-MPBK-K	4.73	120.0	4.43	112.5	0.71	18.0	0.118	3.0	0.079	2.0	1	0.062	1.6	100
VMCG-360-MPBK-K	6.30	160.0	4.43	112.5	0.75	19.0	—	—	—		3	0.062	1.6	100

VMCGE Series
Vertical Mount Card Guide

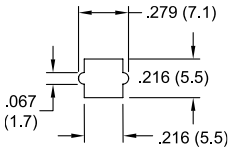

Mounting Hole Detail

Mounting Hole: Snap-lock into dimensions

Panel Thickness: .047 - .071 (1.2 - 1.8)

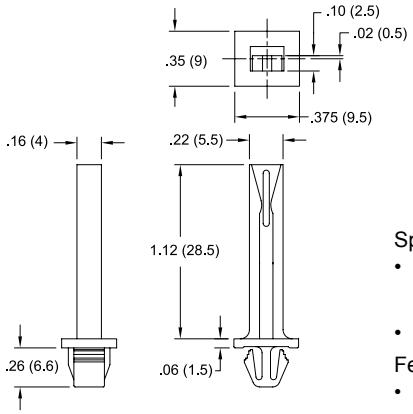

Specifications:
- Material: UL94 V-2 Nylon 6/6
  - UL94 V-0 Available by Special Order
- Color: Natural

Features:
- Quick way to run a PC board to the chassis
- Rectangular hole to prevent rotation

Item No.	Accepts PCB Thickness		Bulk Pack Qty
	in	mm	
VMCGE-30M-01	0.062	1.6	1000

VERTICAL MOUNT CARD GUIDES

VMCGN Series
Vertical Mount Card Guides

Patent 6,547,082

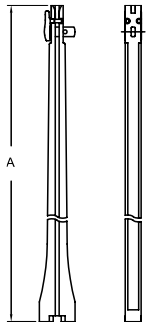

Fig. 1
Base

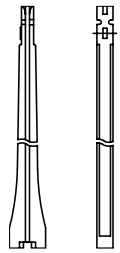

Fig. 2
Base

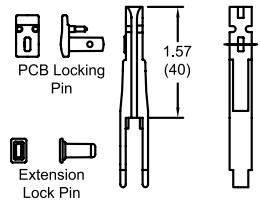

Fig. 3
Extension

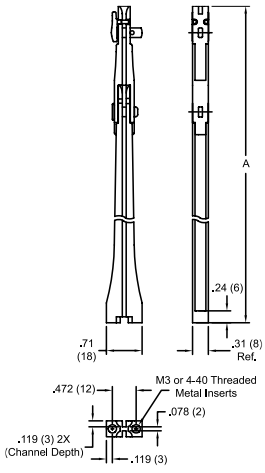

Fig 2 + Fig. 3 Assembly

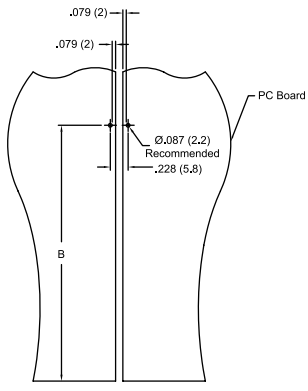

PCB Hole Locations

Specifications:
- Card Guide Material: UL94 V-0 Polystyrene
- Card Guide Color: Blue
- Locking Mechanism Material: Acetal
- Locking Mechanism Color: White
- Screw Material: Mild Steel, Zinc Plated
- Washer Material: Stainless Steel;
- Threaded Insert Material: Brass

Features:
- Locking pin holds boards in place; to engage or disengage, simply press with finger
- Double channel permits side-by-side mounting
- Part numbers ending in -K include M3 screw, washer and lock washer mounting hardware

Note: Item numbers ending in 'K' include mounting hardware

Item No.	A		B		Threaded Insert	Fig.	Accepts PCB Thickness		Bulk Pack Qty
	in	mm	in	mm			in	mm	
VMCGN65-M3-L-K	2.56	65.0	2.24	57.0	M3	1	0.079	2.0	100
VMCGN65-440-L	2.56	65.0	2.24	57.0	4-40	1	0.079	2.0	100
VMCGN105-M3-L-K	4.13	105.0	3.82	97.0	M3	2 + 3	0.079	2.0	100
VMCGN105-440-L	4.13	105.0	3.82	97.0	4-40	2 + 3	0.079	2.0	100
VMCGN120-M3-L-K	4.72	120.0	4.41	112.0	M3	1	0.079	2.0	100
VMCGN120-440-L	4.72	120.0	4.41	112.0	4-40	1	0.079	2.0	100
VMCGN160-M3-L-K	6.30	160.0	5.98	152.0	M3	2 + 3	0.079	2.0	100
VMCGN160-440-L	6.30	160.0	5.8	152.0	4-40	2 + 3	0.079	2.0	100

VMCGLE Series
Vertical Mount Card Guide Latched

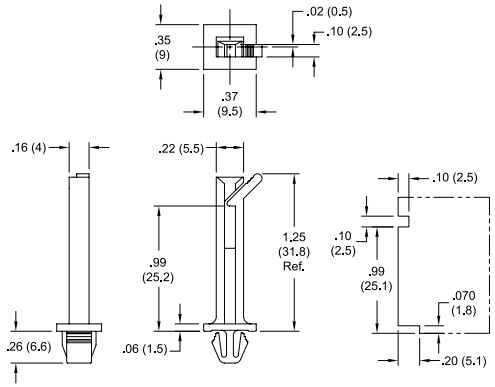

PCB Cutout

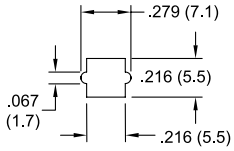

Mounting Hole Detail

Mounting Hole:
Snap-lock into above dimensions
Panel Thickness:
0.047 - 0.071 (1.2 - 1.8)

Specifications:
- Material: UL94 V-2 Nylon 6/6
  - UL94 V-0 Available by Special Order
- Color: Natural

Features:
- Board is held in place by locking tab
- Mounts into a square hole to prevent rotation
- Board is easily released

Item No.	Accepts PCB Thickness		Bulk Pack Qty
	in	mm	
VMCGLE-31M-01	0.062	1.6	1000

VERTICAL MOUNT CARD GUIDES

CBG Series
Circuit Board Guide



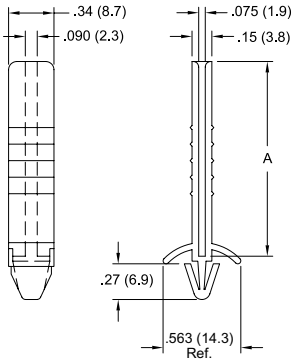

Specifications:
- Material: UL94 V-2 Nylon 6/6
  - UL94 V-0 Available by Special Order
- Color: Natural

Features:
- Vertical mount for boards of any width
- Double channel permits side-by-side mounting
- PC board easily slides in and out

Mounting Hole: Snap-lock: 0.175 x 0.310 (4.45 x 7.87) Rectangular Hole
Panel Thickness: 0.030 - 0.070 (0.8 - 1.8)

Item No.	A		Accepts PCB Thickness		Bulk Pack Qty
	in	mm	in	mm	
CBG-1-01	1.0	25.4	0.062	1.6	100
CBG-1.5-01	1.5	38.1	0.062	1.6	100
CBG-2-01	2.0	50.8	0.062	1.6	100
CBG-3-01	3.0	76.5	0.062	1.6	100

LCBG Series
Locking Circuit Board Guide

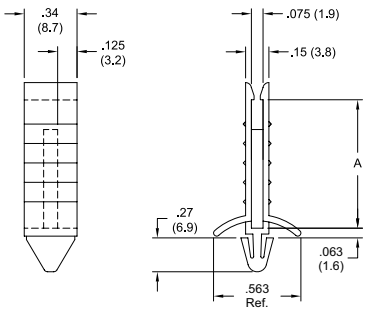

Specifications:
- Material: UL94 V-2 Nylon 6/6
  - UL94 V-0 Available by Special Order
- Color: Natural

Features:
- Locking tabs hold board in place
- Vertical mount for boards of any width
- Double channel permits side-by-side mounting

Mounting Hole: Snap-lock: 0.175 x 0.310 (4.5 x 7.9) Rectangular Hole
Panel Thickness: 0.030 - 0.070 (0.8 - 1.8)

Item No.	A		Accepts PCB Thickness		Bulk Pack Qty
	in	mm	in	mm	
LCBG-1-01	0.880	22.4	0.062	1.6	100
LCBG-1.5-01	1.375	34.9	0.062	1.6	100
LCBG-2-01	1.870	47.5	0.062	1.6	100
LCBG-3-01	2.875	73.0	0.062	1.6	100

LCBG-T Series
Releasable Locking Circuit Board Guide

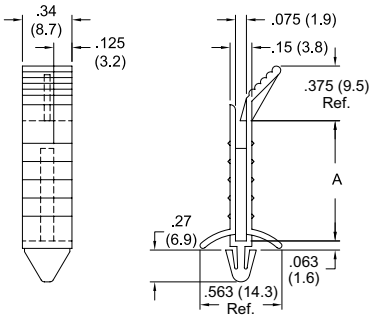

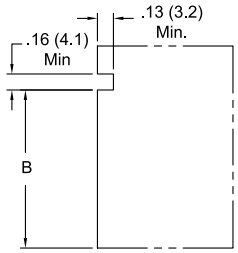

Typical Board Cutout

Specifications:
- Material: UL94 V-2 Nylon 6/6
  - UL94 V-0 Available by Special Order
- Color: Natural

Features:
- Double channel permits side-by-side mounting
- Board is held in place by locking tab
- Board is easily released

Mounting Hole: Snap-lock: 0.175 x 0.310 (4.5 x 7.9) Rectangular Hole
Panel Thickness: 0 .030 - 0.070 (0.8 - 1.8)

Item No.	A		B		Accepts PCB Thickness		Bulk Pack Qty
	in	mm	in	mm	in	mm	
LCBG-1T-01	0.880	22.4	0.865	22.0	0.062	1.6	100
LCBG-1.5T-01	1.375	34.9	1.360	34.5	0.062	1.6	100
LCBG-2T-01	1.870	47.5	1.855	47.1	0.062	1.6	100
LCBG-3T-01	2.875	73.0	2.860	72.6	0.062	1.6	100

HORIZONTAL CARD GUIDES

RSSHG Series
Single Sided Horizontal Card Guide





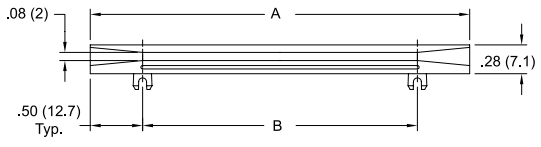

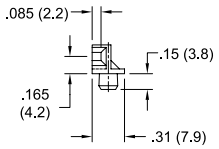

Specifications:
- Material: UL94 V-0 Nylon 6/6
- Color: Black

Features:
- Innovative mounting method for horizontal mounting
- Firm retention for any board width

Recommended Mounting Holes

Mounts into Panel Thickness: 0.047 - 0.090 (1.2 - 2.3)

Item No.	A		B		Accepts PCB Thickness		Bulk Pack Qty
	in	mm	in	mm	in	mm	
RSSHG-201-165	2.0	50.8	1.0	25.4	0.062	1.6	500
RSSHG-251-165	2.5	63.5	1.5	38.1	0.062	1.6	500
RSSHG-301-165	3.0	76.2	2.0	50.8	0.062	1.6	500
RSSHG-351-165	3.5	88.9	2.5	63.5	0.062	1.6	500
RSSHG-401-165	4.0	101.6	3.0	76.2	0.062	1.6	500
RSSHG-451-165	4.5	114.3	3.5	88.9	0.062	1.6	500
RSSHG-501-165	5.0	127.0	4.0	101.6	0.062	1.6	500
RSSHG-601-165	6.0	152.4	5.0	127.0	0.062	1.6	500

BMS-S Series
Board Mounting Strip

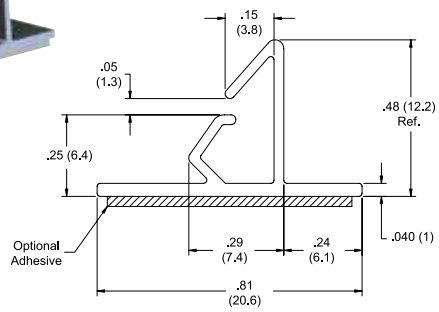

Specifications:
- Material: UL94 V-0 Rigid PVC
- Color: Black

Features:
- Horizontal mount for boards of any length or width
- Adhesive: Optional 1/16 (1.6) thick double sided adhesive
- Standard Pack: 100 feet: 25 pieces x 48" (25 pieces x 1219.2mm) lengths

Item No.	Adhesive	Bulk Pack Qty
BMS-S-48	No	100
BMS-SA-48	Yes	100

BMS-D Series
Board Mounting Strip- Double Sided



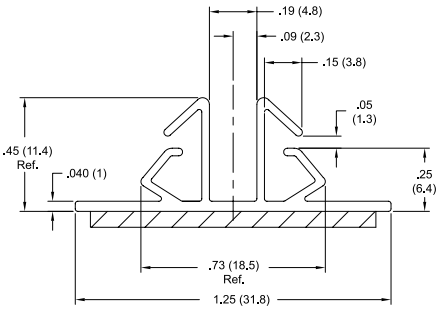

Specifications:
- Material: UL94 V-0 Rigid PVC
- Color: Black

Features:
- Horizontal mount for boards of any length or width
- Adhesive: Optional 1/16 (1.6) thick double sided adhesive
- Standard Pack: 100 feet: 25 pieces x 48" (25 pieces x 1219.2mm) lengths

Item No.	Adhesive	Bulk Pack Qty
BMS-D-48	No	100
BMS-DA-48	Yes	100

PCG Series
Printed Circuit Guide

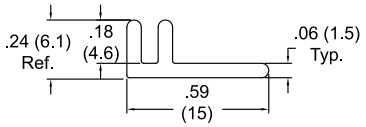

PCG-3

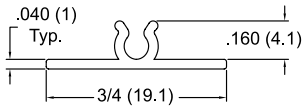

PCG-4

Specifications:
- Material: See table
- Color: Grey

Features:
- Provided in 4-foot lengths that can be cut to desired length
- Optional Adhesive: 1/16 (1.6) thick double sided adhesive
- Standard Pack: 100 feet: 25 pieces x 48" (25 pieces x 1219.2 mm) lengths

Item No.	Material	Adhesive	Accepts PCB Thickness in	Accepts PCB Thickness mm	Bulk Pack Qty
PCG-3-48	UL94 HB ABS	No	0.062	1.6	1 - 100 Ft
PCG-3A-48	UL94 HB ABS	Yes	0.062	1.6	1 - 100 Ft
PCG-4-48	UL94 V-0 PVC	No	0.062	1.6	1 - 100 Ft
PCG-4A-48	UL94 V-0 PVC	Yes	0.062	1.6	1 - 100 Ft

RN/21CGS Series
Snap-in Narrow Card Guide

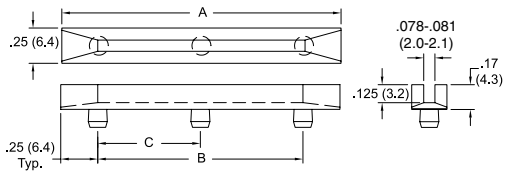

LINE EXTENSION

Specifications:
- Material: UL94 V-2 Nylon 6/6
- Flame Class:
- Color: Natural

Features:
- Narrow width allows for higher density or optimum air flow

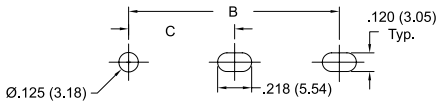

Recommended Mounting Holes

Mounts into Panel Thickness: 0.047 - 0.085 (1.2 - 2.2)

Solid Leg

Slotted Leg

Item No.	A in	A mm	B in	B mm	C in	C mm	CB Thickness in	CB Thickness mm	Leg Design	Bulk Pack Qty
• 21CGS00250WS	2.5	63.5	2.0	50.8	—	—	0.062	1.6	Slotted	500
• 21CGS00250	2.5	63.5	2.0	50.8	—	—	0.062	1.6	Solid	500
• 21CGS00300WS	3.0	76.2	2.5	63.5	—	—	0.062	1.6	Slotted	500
• 21CGS00300	3.0	76.2	2.5	63.5	—	—	0.062	1.6	Solid	500
• 21CGS00350	3.5	88.9	3.0	76.2	—	—	0.062	1.6	Solid	500
• 21CGS00400WS	4.0	101.6	3.5	88.9	—	—	0.062	1.6	Slotted	500
• 21CGS00400	4.0	101.6	3.5	88.9	—	—	0.062	1.6	Solid	500
• 21CGS00450WS	4.5	114.3	4.0	101.6	—	—	0.062	1.6	Slotted	500
• 21CGS00450	4.5	114.3	4.0	101.6	—	—	0.062	1.6	Solid	500
• 21CGS00500WS	5.0	127	4.5	114.3	—	—	0.062	1.6	Slotted	500
• 21CGS00500	5.0	127	4.5	114.3	—	—	0.062	1.6	Solid	500
• 21CGS00550WS	5.5	139.7	5.0	127	—	—	0.062	1.6	Slotted	500
• 21CGS00550	5.5	139.7	5.0	127	—	—	0.062	1.6	Solid	500
• 21CGS00600WS	6.0	152.4	5.5	139.7	—	—	0.062	1.6	Slotted	500
• 21CGS00600	6.0	152.4	5.5	139.7	—	—	0.062	1.6	Solid	500
RN-650-2	6.5	164.1	6.0	152.4	—	—	0.062	1.6	Solid	500
RN-700-3	7.0	177.8	6.5	164.1	3.25	82.2	0.062	1.6	Solid	500
RN-750-3	7.5	190.5	7.0	177.8	3.50	88.5	0.062	1.6	Solid	500
RN-800-3	8.0	203.2	7.5	190.5	3.75	94.9	0.062	1.6	Solid	500
RN-850-3	8.5	215.9	8.0	203.2	4.00	101.6	0.062	1.6	Solid	500

RSFS Series
Snap-in Card Guide

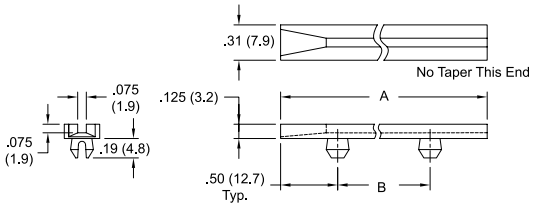

Specifications:
- Material: UL94 V-2 Nylon 6/6
- Color: Natural

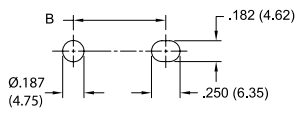

Recommended Mounting Holes

Mounts into Panel Thickness: 0.047 - 0.090 (1.2 - 2.3)

Item No.	A Ref. in	A Ref. mm	B in	B mm	Accepts PCB Thickness in	Accepts PCB Thickness mm	Bulk Pack Qty
RSFS-250	2.5	63.5	1.5	38.1	0.062	1.6	500
RSFS-300	3.0	76.2	2.0	50.8	0.062	1.6	500
RSFS-350	3.5	88.9	2.5	63.5	0.062	1.6	500
RSFS-400	4.0	101.6	3.0	76.2	0.062	1.6	500
RSFS-450	4.5	114.3	3.0	76.2	0.062	1.6	500
RSFS-451	4.5	114.3	3.5	88.9	0.062	1.6	500
RSFS-500	5.0	127.0	4.0	101.6	0.062	1.6	500
RSFS-550	5.5	139.7	4.5	114.3	0.062	1.6	500
RSFS-600	6.0	152.4	5.0	127.0	0.062	1.6	500
RSFS-700	7.0	177.8	6.0	152.4	0.062	1.6	500
RSFS-800	8.0	203.2	7.0	177.8	0.062	1.6	500

HORIZONTAL CARD GUIDES

RCG Series
Snap-in Rack Card Guide

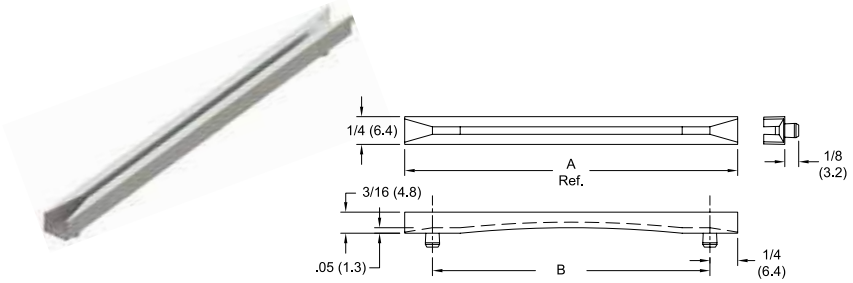

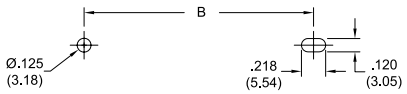

Recommended Mounting Holes
Mounts into Panel Thickness: 0.062 (1.6)

Specifications:
- Material: UL94 V-2 Nylon 6/6
- Color: Natural

Features:
- Tapered on both ends to ease insertion of the PC board

Item No.	A Ref.		B		Accepts PCB Thickness		Bulk Pack Qty
	in	mm	in	mm	in	mm	
RCG-1	3.0	76.2	2.5	63.5	0.062	1.6	500
RCG-2	4.0	101.6	3.5	88.9	0.062	1.6	500
RCG-3	6.0	152.4	5.5	139.7	0.062	1.6	500
RCG-4	8.5	215.9	8.0	203.2	0.062	1.6	500

RSSD Series
Snap-in Card Guide

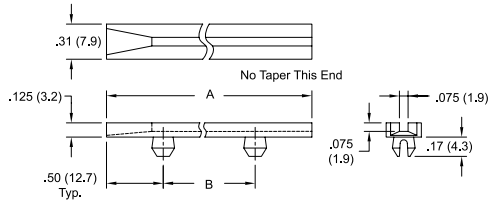

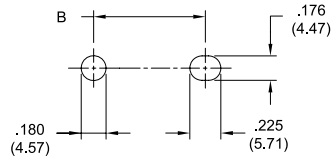

Recommended Mounting Holes
Mounts into Panel Thickness: 0.047-0.090 (1.2-2.3)

Specifications:
- Material: UL94 V-2 Nylon 6/6
- Color: Natural

Features:
- No tools required for assembly

Item No.	A Ref.		B		Accepts PCB Thickness		Bulk Pack Qty
	in	mm	in	mm	in	mm	
RSSD-250	2.5	63.5	1.5	38.1	0.062	1.6	500
RSSD-300	3.0	76.2	2.0	50.8	0.062	1.6	500
RSSD-350	3.5	88.9	2.5	63.5	0.062	1.6	500
RSSD-400	4.0	101.6	3.0	76.2	0.062	1.6	500
RSSD-450	4.5	114.3	3.5	88.9	0.062	1.6	500
RSSD-450-300	4.5	114.3	3.0	76.2	0.062	1.6	500
RSSD-500	5.0	127.0	4.0	101.6	0.062	1.6	500
RSSD-550	5.5	139.7	4.5	114.3	0.062	1.6	500
RSSD-600	6.0	152.4	5.0	127.0	0.062	1.6	500
RSSD-650	6.5	164.1	5.5	139.7	0.062	1.6	500
RSSD-700	7.0	177.8	6.0	152.4	0.062	1.6	500
RSSD-750	7.5	190.5	6.5	165.1	0.062	1.6	500
RSSD-800	8.0	203.2	7.0	177.8	0.062	1.6	500

RCGH Series
Snap-in Rack Card Guide

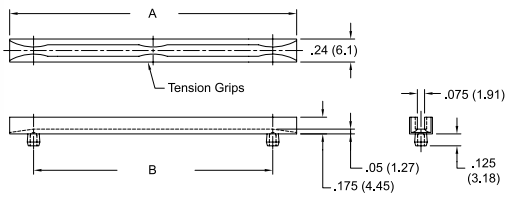

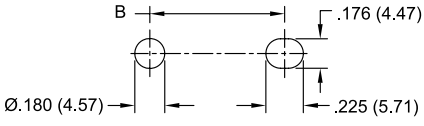

Recommended Mounting Holes
Mounts into Panel Thickness: 0.062 (1.6)

Specifications:
- Material: UL94 V-2 Nylon 6/6
- Color: Natural

Features:
- Side grips hold board in place
- Hollow pin design eases insertion

Item No.	A Ref.		B		Number of Grips	Accepts PCB Thickness		Bulk Pack Qty
	in	mm	in	mm		in	mm	
RCGH-25	2.5	63.5	2.0	50.8	2	0.062	1.6	500
RCGH-30	3.0	76.2	2.5	63.5	3	0.062	1.6	500
RCGH-35	3.5	88.9	3.0	76.2	3	0.062	1.6	500
RCGH-40	4.0	101.6	3.5	88.9	4	0.062	1.6	500
RCGH-45	4.5	114.3	4.0	101.6	4	0.062	1.6	500
RCGH-50	5.0	127.0	4.5	114.3	4	0.062	1.6	500
RCGH-55	5.5	139.7	5.0	127.0	5	0.062	1.6	500
RCGH-60	6.0	152.4	5.5	139.7	5	0.062	1.6	500

HORIZONTAL CARD GUIDES

RDC Series
Deep Channel Snap-in Card Guide

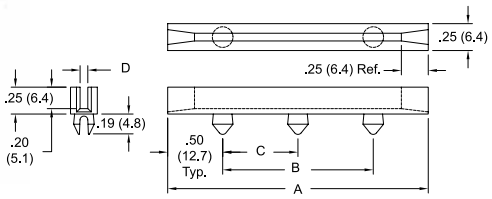

Specifications:
- Material: UL94 V-0 Nylon 6/6
- Color: Black

Features:
- Slot depth of .200 allows for maximum board retention
- Good for high vibration and shock applications

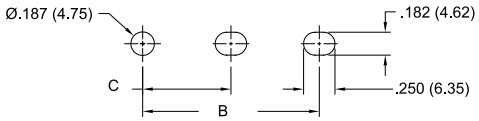

Recommended Mounting Holes
Mounts into Panel Thickness: 0.047 - 0.090 (1.2 - 2.3)

Item No.	A Ref.		B		C		D		Accepts PCB Thickness		Bulk Pack Qty
	in	mm	in	mm	in	mm	in	mm	in	mm	
RDC-250	2.5	63.5	1.5	38.1	—	—	0.080	2.0	0.062	1.6	500
RDC-450	4.5	114.3	3.5	88.9	—	—	0.080	2.0	0.062	1.6	500
RDC-600	6.0	152.4	5.0	127.0	—	—	0.080	2.0	0.062	1.6	500
RDC-800	8.0	203.2	7.0	177.8	3.5	88.9	0.080	2.0	0.062	1.6	500
RDC-450-102	4.5	114.3	3.5	88.9	—	—	0.102	2.6	0.094	2.4	500
RDC-600-102	6.0	152.4	5.0	127.0	—	—	0.102	2.6	0.094	2.4	500
RDC-800-102	8.0	203.2	7.0	177.8	3.5	88.9	0.102	2.6	0.094	2.4	500
RDC-450-130	4.5	114.3	3.5	88.9	—	—	0.132	3.4	0.125	3.2	500
RDC-600-130	6.0	152.4	5.0	127.0	—	—	0.132	3.4	0.125	3.2	500
RDC-800-130	8.0	203.2	7.0	177.8	3.5	88.9	0.132	3.4	0.125	3.2	500

TCG Series
Tension Card Guide

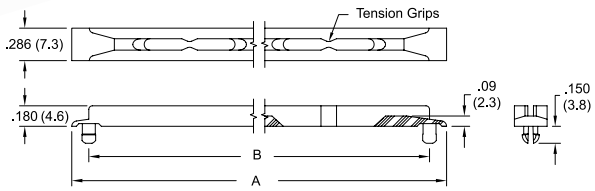

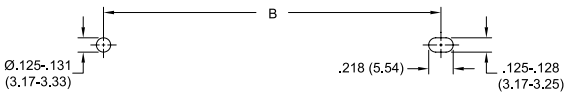

Recommended Mounting Holes
Mounts into Panel Thickness: 0.062 (1.6)

Specifications:
- Material: UL94 V-0 Polycarbonate
- Color: Black

Features:
- Tension grips apply spring pressure to hold boards
- Slotted surface improves ventilation

Item No.	A		B		Number of Tension Grips	Accepts PCB Thickness		Bulk Pack Qty
	in	mm	in	mm		in	mm	
TCG1-2.500-23	2.500	63.5	2.200	55.9	1	0.062	1.6	500
TCG1-3.300-23	3.300	83.8	3.000	76.2	2	0.062	1.6	500
TCG1-3.925-23	3.925	99.7	3.625	92.1	2	0.062	1.6	500
TCG1-6.675-23	6.675	169.5	6.375	161.9	4	0.062	1.6	500

TRCG Series
Tension Rack Card Guide



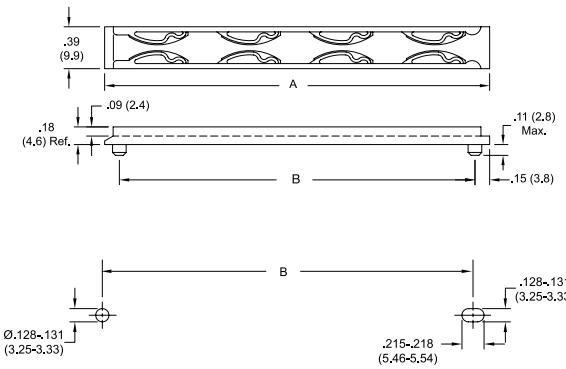

Recommended Mounting Holes
Mounts into Panel Thickness: 0.06 - 0.07 (1.5 - 1.8)

Specifications:
- Material: UL94 V-0 Polycarbonate
- Color: Black

Features:
- Tension wings provide firm retention of the PCB

Item No.	A		B		Accepts PCB Thickness		Bulk Pack Qty
	in	mm	in	mm	in	mm	
TRCG-2.500	2.50	63.5	2.200	55.9	0.050 - 0.087	1.3 - 2.2	500
TRCG-3.300	3.30	83.8	3.000	76.2	0.050 - 0.087	1.3 - 2.2	500
TRCG-3.925	3.93	99.7	3.625	92.1	0.050 - 0.087	1.3 - 2.2	500
TRCG-6.675	6.68	169.6	6.375	161.9	0.050 - 0.087	1.3 - 2.2	500

HORIZONTAL CARD GUIDES

MPCG/MPCGCN Series
Multi Panel Snap-in Card Guide Nylon and Conductive Nylon

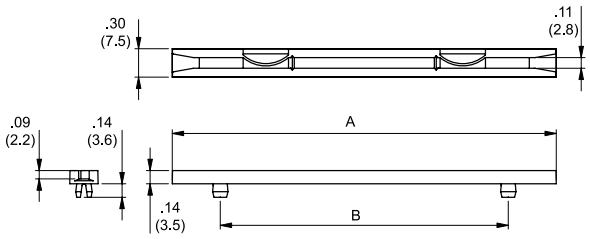

Recommended Mounting Holes

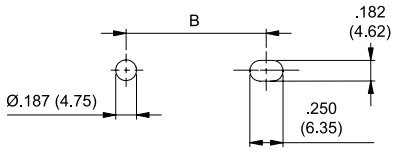

Mounts into Panel Thickness: .020 - .079 (0.5 - 2)

Specifications:
- Material: UL94 V-0 Nylon 6/6
- Color: Natural

Features:
- Tension wings provide firm retention of the PCB
- Funnel entry for easy board insertion

Item No.	A Ref.		B		Accepts PCB Thickness		Bulk Pack Qty
	in	mm	in	mm	in	mm	
MPCG-250	2.5	63.5	1.5	38.1	0.032 - 0.079	0.8 - 2.0	500
MPCG-300	3.0	76.2	2.0	50.8	0.032 - 0.079	0.8 - 2.0	500
MPCG-400	4.0	101.6	3.0	76.2	0.032 - 0.079	0.8 - 2.0	500
MPCG-550	5.5	139.7	4.5	114.4	0.032 - 0.079	0.8 - 2.0	500

Specifications:
- Material: Conductive Compound Nylon 6
- Color: Black

Features:
- Molded from conductive material
- Helps to protect static sensitive components from electro-static discharge

Item No.	A Ref.		B		Accepts PCB Thickness		Bulk Pack Qty
	in	mm	in	mm	in	mm	
MPCGCN-250	2.5	63.5	1.5	38.1	0.032 - 0.079	0.8 - 2.0	500
MPCGCN-300	3.0	76.2	2.0	50.8	0.032 - 0.079	0.8 - 2.0	500
MPCGCN-400	4.0	101.6	3.0	76.2	0.032 - 0.079	0.8 - 2.0	500
MPCGCN-550	5.5	139.7	4.5	114.4	0.032 - 0.079	0.8 - 2.0	500

RSDC Series
Snap-in Card Guide

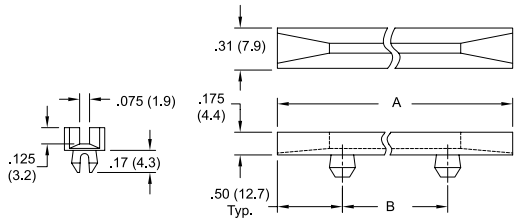

Specifications:
- Material: UL94 V-2 Nylon 6/6
- Color: Natural

Features:
- Tapered on both ends to ease insertion of the PC board

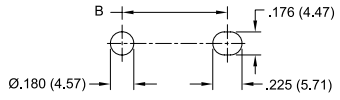

Recommended Mounting Holes
Mounts into Panel Thickness: 0.047 - 0.090 (1.2 - 2.3)

Item No.	A		B		Accepts PCB Thickness		Bulk Pack Qty
	in	mm	in	mm	in	mm	
RSDC-250	2.5	63.5	1.5	38.1	0.062	1.6	500
RSDC-300	3.0	76.2	2.0	50.8	0.062	1.6	500
RSDC-350	3.5	88.9	2.5	63.5	0.062	1.6	500
RSDC-400	4.0	101.6	3.0	76.2	0.062	1.6	500
RSDC-450	4.5	114.3	3.5	88.9	0.062	1.6	500
RSDC-500	5.0	127.0	4.0	101.6	0.062	1.6	500
RSDC-550	5.5	139.7	4.5	114.3	0.062	1.6	500
RSDC-600	6.0	152.4	5.0	127.0	0.062	1.6	500
RSDC-650	6.5	164.1	5.5	139.7	0.062	1.6	500
RSDC-700	7.0	177.8	6.0	152.4	0.062	1.6	500
RSDC-750	7.5	190.5	6.5	165.1	0.062	1.6	500
RSDC-800	8.0	203.2	7.0	177.8	0.062	1.6	500

ACGC/ACGE Series
Adjustable Card Guide



ACGC/ACGE

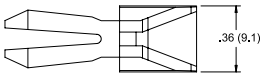

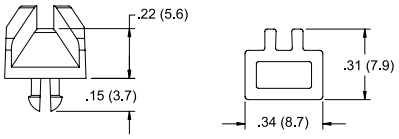

ACGC

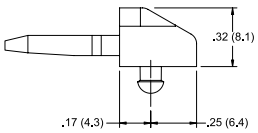

ACGE



Recommended Mounting Holes
Mounts into Panel Thickness: 0.062 (1.6)

Specifications:
- Material: See table
- Color: Natural

Features:
- Adjustable design; insert ACGE-01 end pieces into ACGC channel and snap into chassis holes
- Channel is provided in 4-foot lengths that can be cut to desired length

Item No.	Description	Material	Accepts PCB Thickness in	Accepts PCB Thickness mm	Bulk Pack Qty
ACGE-01	End Pieces	UL94 V-2 Nylon 6/6	0.062	1.6	100 per bag
ACGC-4800	Channel	UL94 V-0 PVC	0.062	1.6	100 feet: 25 pieces x 48" (25 pieces x 1219 mm)

PCB-MB Series
Printed Circuit Board Mounting Block

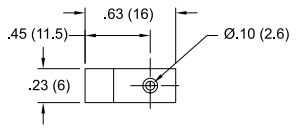

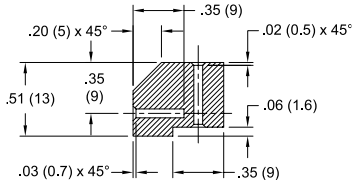

Specifications:
- Material: UL94 V-2 Nylon 6/6
- Color: Natural

Features:
- Mounts PCBs to chassis or to other PC Boards
- Various mounting modes available to fit specific board needs

Mounting Holes: For Metal #4 / M3 Self-Tapping Screws

Item No.	Bulk Pack Qty
PCB-MB-01	1000

CARD INSERTER, EJECTOR & PULLER

R1107 Series
PCB Inserter/Extractor

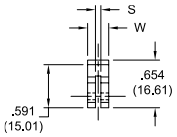

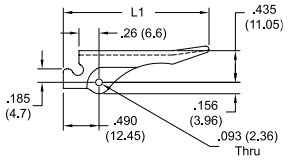

Fig. 1

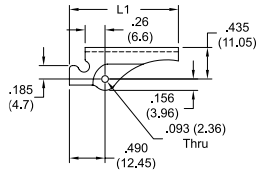

Fig. 2

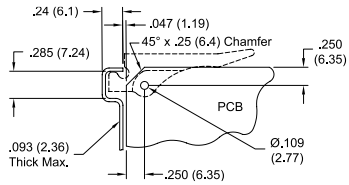

Typical Application

Specifications:
- Material: UL94 V-0 Glass Filled Nylon 6/6
- Color: Natural

Features:
- Roll Pins supplied with each inserter/extracter (see page 293)
- Strong and rigid with optimum leverage to assist in both insertion and extraction

Item No.	S		W		L1		PCB Thickness		Fig.	Roll Pin Supplied	Bulk Pack Qty
	in	mm	in	mm	in	mm	in	mm			
R1107-062	0.075	1.9	0.290	7.4	2.0	50.8	0.062	1.6	1	RRP-250	100
R11073-062	0.075	1.9	0.350	8.9	2.0	50.8	0.062	1.6	1	RRP-312	100
R11073-093	0.100	2.5	0.350	8.9	2.0	50.8	0.093	2.4	1	RRP-312	100
R110710-062	0.075	1.9	0.290	7.4	1.5	38.1	0.062	1.6	2	RRP-250	100
R1107310-093	0.100	2.5	0.350	8.9	1.5	38.1	0.093	2.4	2	RRP-312	100

R1001/R1002/R1209 Series
PCB Inserter/Extractor

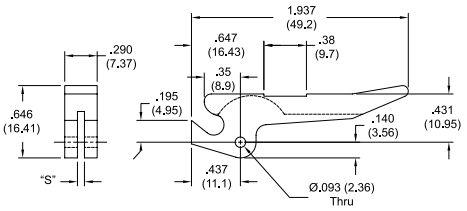

Fig. 1

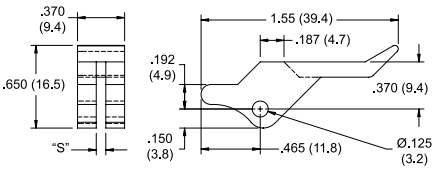

Fig. 2

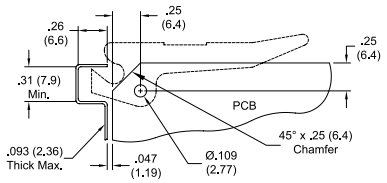

Typical Application

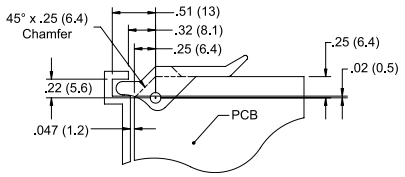

Typical Application

Specifications:
- Material: UL94 V-2 Nylon 6/6
- Color: Natural

Features:
- Strong and rigid with optimum leverage to assist in both insertion and extraction
- RRP roll pin is supplied for mounting (see page 293)

Item No.	S		PCB Thickness		Fig.	Roll Pin	Bulk Pack Qty
	in	mm	in	mm			
R1001-062	0.075	1.9	0.062	1.6	1	RRP-250	100
R1002-093	0.100	2.5	0.093	2.4	1	RRP-250	100
R1209-062	0.075	1.9	0.062	1.6	2	RRP-375	100

CCP-1-01 Series
PCB Puller



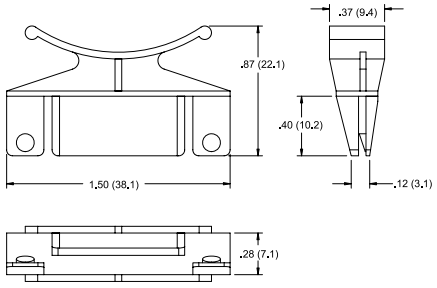

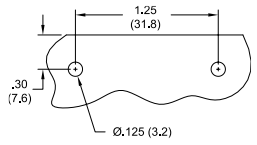

Recommended Mounting Holes

Specifications:
- Material: UL94 V-2 Nylon 6/6
- Color: Natural

Features:
- Curved tab provides fingertip grip for board insertion and extraction

Item No.	Accepts PCB Thickness		Bulk Pack Qty
	in	mm	
CCP-1-01	0.062	1.6	500

RCP Series
PCB Ejector



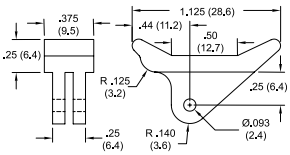

Fig. 1

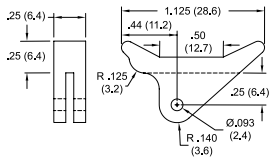

Fig. 2

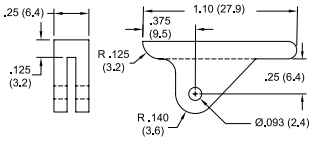

Fig. 3

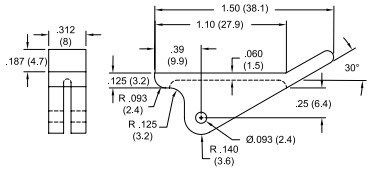

Fig. 4

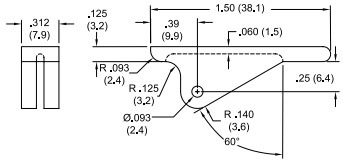

Fig. 5

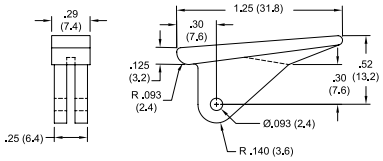

Fig. 6

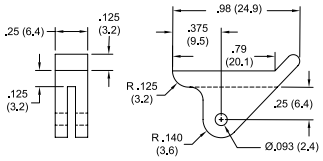

Fig. 7

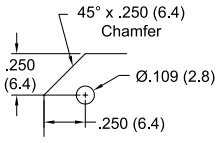

Recommended Mounting Hole

Specifications:
- Material: UL94 V-2 Nylon 6/6
- Color: Natural

Features:
- Strong and rigid with optimum leverage to assist in extraction
- RRP roll pin is supplied for mounting (see bottom of page)

Item No.	PCB Thickness in	PCB Thickness mm	Fig.	Roll Pin Supplied	Bulk Pack Qty
RCP-06	0.062	1.6	1	RRP-250	500
RCP-09	0.093	2.4	1	RRP-250	500
RCP-26	0.062	1.6	2	RRP-250	500
RCP-36	0.062	1.6	3	RRP-250	500
RCP-46	0.062	1.6	4	RRP-312	500

Item No.	PCB Thickness in	PCB Thickness mm	Fig.	Roll Pin Supplied	Bulk Pack Qty
RCP-56	0.062	1.6	5	RRP-312	500
RCP-66	0.062	1.6	6	RRP-250	500
RCP-86	0.062	1.6	7	RRP-250	500
RCP-89	0.093	2.4	7	RRP-250	500

CBE Series
PCB Ejector

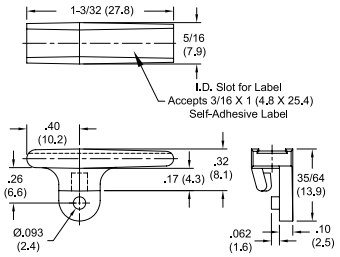

Fig. 1

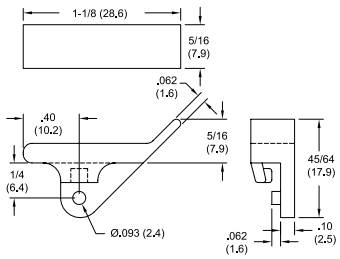

Fig. 2

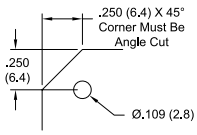

Recommended Mounting Hole

Specifications:
- Material: UL94 V-2 Nylon 6/6
- Color: See table

Features:
- Fit onto 0.109 (2.8mm) diameter hole in a board 1/16 (1.6mm) thick
- Leverage against guide rack or chassis to eject board

Item No.	Color	Fig.	Bulk Pack Qty
CBE-1	Natural	1	1000
CBE-8	Natural	2	1000
CBE-11	Black	2	1000

RRP Series
PCB Round Roll Pin

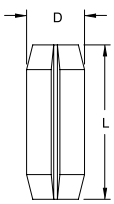

Roll Pins for use with the following card ejectors, inserters/extractors:		
RRP-250	RRP-312	RRP-375
RCP-06	RCP-46	R1209-062
RCP-09	RCP-56	R1209-093
RCP-26	R11073-062	
RCP-36	R11073-093	
RCP-66	R11073-125	
RCP-86	R1107310-062	
RCP-89	R1107310-093	
R1001-062	R1107310-125	
R1007-062		
R110710-062		

Specifications:
- Material: 302 Stainless Steel

Features:
- Round roll pin is provided with certain inserters for installation

Item No.	D in	D mm	L in	L mm	Bulk Pack Qty
RRP-250	0.093	2.4	0.250	6.4	100
RRP-312	0.093	2.4	0.312	8.0	100
RRP-375	0.125	3.2	0.375	9.5	100

FAN MOUNTS

FM Series
Fan Mounts

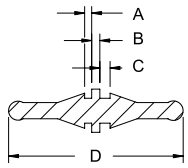

Fig. 1

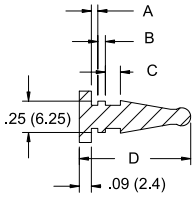

Fig. 2

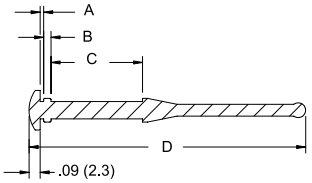

Fig. 3

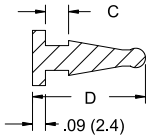

Fig. 4

Specifications:
- Material: See table
- Color: Black

Features:
- Fast mounting of fans eliminating the need for screws
- May reduce noise caused by the vibration of the fan

Item No.	Fig.	Ø Hole in	Ø Hole mm	Fan Thickness in	Fan Thickness mm	Max. Panel Thickness in	Max. Panel Thickness mm	Material	A in	A mm	B in	B mm	C in	C mm	D in	D mm	Bulk Pack Qty
FM-1	1	0.197	5.0	0.079	2.0	0.055	1.4	EPDM Rubber, 30 Shore A	0.05	1.3	0.06	1.5	0.07	1.9	1.27	32.3	1000
FM-2	1	0.197	5.0	0.079	2.0	0.055	1.4	EPDM Rubber, 40 Shore A	0.05	1.3	0.06	1.5	0.07	1.9	1.27	32.3	1000
FM-3	2	0.197	5.0	0.122	3.1	0.055	1.4	EPDM Rubber, 30 Shore A	0.05	1.3	0.06	1.5	0.12	3.0	0.88	22.2	1000
FM-4	2	0.197	5.0	0.122	3.1	0.055	1.4	EPDM Rubber, 40 Shore A	0.05	1.3	0.06	1.5	0.12	3.0	0.88	22.2	1000
FM-5	3	0.138	3.5	0.787	20.0	0.031	0.8	Silicone Rubber, 40 Shore A	0.03	0.7	0.06	1.5	0.73	18.5	2.20	56.0	1000
FM-6	3	0.161	4.3	0.591	15.0	0.118	3.0	Silicone Rubber, 40 Shore A	0.10	2.5	0.08	2.0	0.55	14.0	2.12	53.8	1000
FM-7	3	0.138	3.5	0.98 - 1.10	25.0 - 28.0	0.031	0.8	Silicone Rubber, 40 Shore A	0.03	0.7	0.06	1.5	0.94	24.0	2.87	73.0	1000
FM-8	4	0.197	5.0	0.213	5.4*	0.031	0.8	EPDM Rubber, 30 Shore A	—		—		0.17	4.3	0.83	21.0	1000
FM-9	4	0.197	5.0	0.213	5.4*	0.031	0.8	EPDM Rubber, 40 Shore A	—		—		0.17	4.3	0.83	21.0	1000

*** Total thickness of panel and fan combined**

FMB Series
Break Away Fan Mount

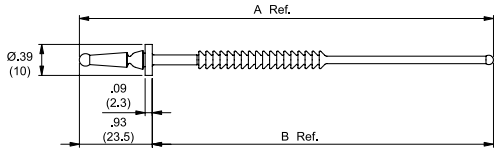

Specifications:
- Material: UL94 HB Silicone Rubber 40 Shore A
- Color: Black

Features:
- Evenly spaced flexible ribs allow mounting fans of many different heights
- Pull-through, break away installation tabs ease installation, especially in blind corners
- Pull-tab breaks away cleanly after installation for low profile panels
- Easy assembly when mounting in restricted spaces
- To save space, end can be cut off after mounting

Item No.	A Ref. in	A Ref. mm	B Ref. in	B Ref. mm	Ø Fan Hole in	Ø Fan Hole mm	Fan Thickness in	Fan Thickness mm	Ø Panel Hole in	Ø Panel Hole mm	Panel Thickness in	Panel Thickness mm	Bulk Pack Qty
FMB-1	5.26	133.5	4.33	110.0	0.18 - 0.20	4.0 - 4.5	0.98 - 2.01	25.0 - 51.0	0.18 - 0.20	4.5 - 5.0	0.03 - 0.06	0.8 - 1.6	1000
FMB-2	3.29	83.5	2.36	60.0	0.13 - 0.14 0.16 - 0.18	3.2 - 3.5 4.0 - 4.5	Up to 0.40 Up to 0.98	Up to 10.0 Up to 25.0	0.18 - 0.20	4.5 - 5.0	0.03 - 0.06	0.8 - 1.6	1000

FMM Series
Multi Fan Mount



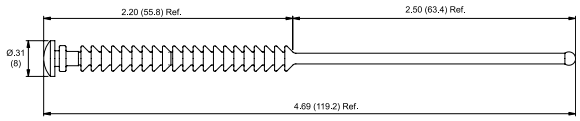

Specifications:
- Material: UL94 HB Silicone Rubber 40 Shore A
- Color: Black

Features:
- One piece design fits all industry standard DC fans from 0.39 - 2.00 (10.0 - 51.0) thick
- Easy assembly when mounting in restricted spaces
- To save space, end can be cut off after mounting

Item No.	Fan Thickness in	Fan Thickness mm	Ø Fan Hole in	Ø Fan Hole mm	Panel Thickness in	Panel Thickness mm	Ø Panel Hole in	Ø Panel Hole mm	Bulk Pack Qty
FMM-1	0.39 - 2.00	10.0 - 51.0	0.126 - 0.177	3.2 - 4.5	0.039 - 0.059	1.0 - 1.5	0.177 - 0.189	4.5 - 4.8	500

FMPT Series
Barbed Fan Mount

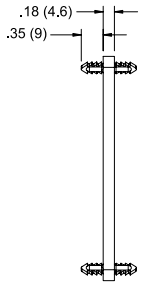

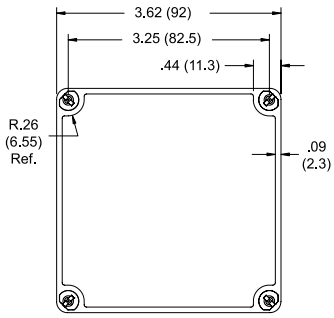

Specifications:
- Material: UL94 HB ABS
- Color: Black

Features:
- Designed to fit a 92 mm fan
- One-piece design; no mounting hardware required
- Can be used to mount a fan to a chassis
- Can also be used to mount two fans back to back

Item No.	Ø Mounting Hole x 4		Minimum Panel Thickness		Bulk Pack Qty
	in	mm	in	mm	
FMPT-92	0.177	4.5	0.146	3.7	40

FR Series
Fan Mount Rivet

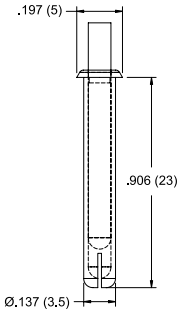

Specifications:
- Material: UL94 V-2 Nylon 6
- Color: Black

Features:
- Permanently mounts fan to chassis, or finger guards to fan
- Provides tamper resistant application
- Prongs expand to hold securely as pin is driven in
- Single-operation front mounting saves time and money

Item No.	Ø Hole		Mounting Thickness		Bulk Pack Qty
	in	mm	in	mm	
FR-1	0.137 - 0.138	3.49 - 3.51	0.807 - 0.846	20.5 - 21.5	1000

SR-3230B Series
Fan Mount Snap Rivet

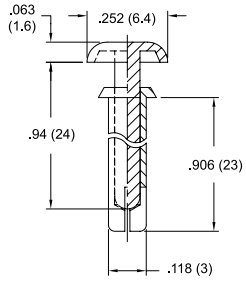

Specifications:
- Material: UL94 V-2 Nylon 6
- Color: Black

Features:
- Prongs expand to hold securely as pin is driven in
- Single-operation front mounting saves time and money

Item No.	Ø Hole		Mounting Thickness		Bulk Pack Qty
	in	mm	in	mm	
SR-3230B	0.122 - 0.126	3.1 - 3.2	0.807 - 0.846	20.5 - 21.5	1000

FGA Series
Fan Gasket

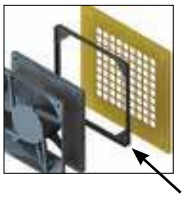

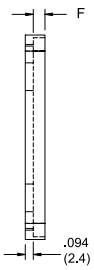

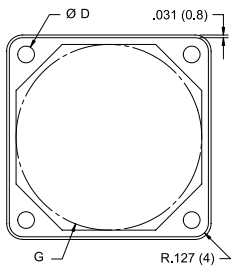

Specifications:
- Material: Silicone Rubber, 40 Shore A
- Color: Black

Features:
- Seals the area between the fan and chassis
- Helps to absorb the noise and vibration that otherwise would be transmitted from the fan into the chassis
- Improves the efficiency of the fan

Item No.	For Fan Size	Fan Hole Spacing		D		F		G Ref.		Bulk Pack Qty
		in	mm	in	mm	in	mm	in	mm	
FGA-40	40 x 40	1.26	32.0	0.18	4.5	0.14	3.5	1.42	36.0	100
FGA-50	50 x 50	1.57	40.0	0.18	4.5	0.14	3.5	1.81	46.0	100
FGA-60	60 x 60	1.97	50.0	0.20	5.0	0.14	3.5	2.20	56.0	100
FGA-70	70 x 70	2.42	61.5	0.20	5.0	0.16	4.0	2.60	66.0	100
FGA-80	80 x 80	2.81	71.5	0.20	5.0	0.16	4.0	2.95	75.0	100
FGA-92	92 x 92	3.25	82.5	0.20	5.0	0.16	4.0	3.43	87.0	100
FGA-120	120 x 120	4.13	105.0	0.20	5.0	0.16	4.0	4.53	115.0	100

FAN FILTERS

RCP/RFG/RFF/RMF Series Fan Filters



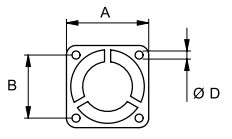

Fig. 1

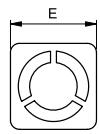

Fig. 3

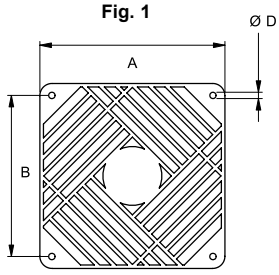

Fig. 2
Finger Guards

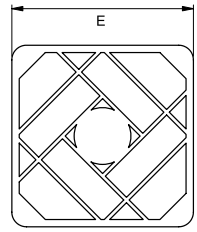

Fig. 4
Filter Covers

Specifications:
- Felt Filter Material: Polyester
- Felt Filter Color: White
- Mesh Filter Material: Stainless Steel AISI 304
- Finger Guard Material: UL94 V-0 Glass Filled Nylon 6/6
- Finger Guard Color: Black

Features:
- Filter set (RCP) provides IP30 protection
- Filter Set includes one each of Finger Guard, Filter Cover, Mesh Filter and Felt Filter

Filter Set

Item No.	Fan Size	Bulk Pack Qty
RCP-040-T	40 x 40	50
RCP-060-T	60 x 60	20
RCP-080-T	80 x 80	10
RCP-092-T	92 x 92	10
RCP-120-T	120 x 120	10

Felt Filter

Item No.	Fan Size	Bulk Pack Qty
RFF-040-T	40 x 40	300
RFF-060-T	60 x 60	100
RFF-080-T	80 x 80	100
RFF-092-T	92 x 92	100
RFF-120-T	120 x 120	500

Mesh Filter

Item No.	Fan Size	Bulk Pack Qty
RMF-040-T	40 x 40	300
RMF-060-T	60 x 60	500
RMF-080-T	80 x 80	400
RMF-092-T	92 x 92	400
RMF-120-T	120 x 120	250

Finger Guard

Item No.	A		B		Depth		D Hole Ø Min		Fig	Bulk Pack Qty
	in	mm	in	mm	in	mm	in	mm		
RFG-040-T	1.69	43.0	1.27	32.2	0.17	4.3	0.16	4.1	1	160
RFG-060-T	2.38	60.5	1.97	50.1	0.24	6.0	0.16	4.1	2	60
RFG-080-T	3.17	80.6	2.83	71.8	0.24	6.0	0.16	4.1	2	30
RFG-092-T	3.63	92.3	3.24	82.4	0.24	6.0	0.16	4.1	2	20
RFG-120-T	4.75	120.6	4.15	105.5	0.24	6.2	0.16	4.1	2	30

Filter Cover

Fan Size	E		Depth		Fig.
	in	mm	in	mm	
40 x 40	1.83	46.5	0.33	8.4	3
60 x 60	2.56	64.9	0.49	12.5	4
80 x 80	3.34	84.8	0.49	12.5	4
92 x 92	3.81	96.9	0.49	12.5	4
120 x 120	4.97	126.3	0.49	12.5	4

Note: Filter Cover (not sold separately, reference only)

MFF Series Metal Frame Filter

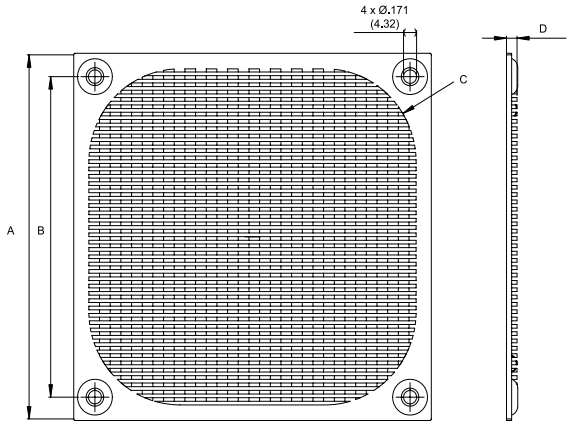

Specifications:
- Frame Material: Aluminum 1060
- Mesh Material: Stainless Steel 304
- Wire Ø: 0.009 (0.23)
- Mesh Size: 30 strands/in

Features:
- Provides EMI and RFI protection

Item No.	For Fan Size	A		B		C		D		Bulk Pack Qty
		in	mm	in	mm	in	mm	in	mm	
MFF-60	60 x 60	2.33	59.2	1.97	50.0	R.30	R7.5	0.16	4.0	100
MFF-80	80 x 80	3.30	83.8	2.81	71.4	R.39	R10.0	0.14	3.5	100
MFF-92	92 x 92	3.63	92.0	3.25	82.5	R.49	R12.5	0.16	4.0	100
MFF-120	120 x 120	4.68	118.9	4.13	104.8	R.99	R25.5	0.14	3.5	100

RCOFM Series
Fan Guards

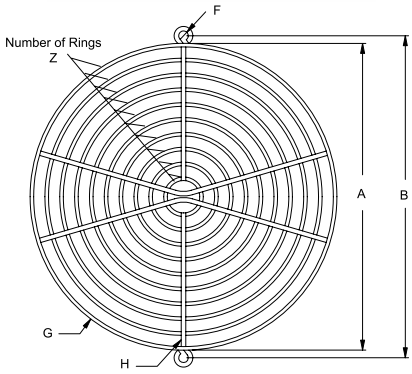

Fig. 3

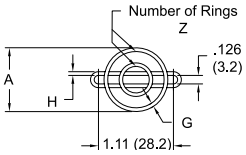

Fig. 1

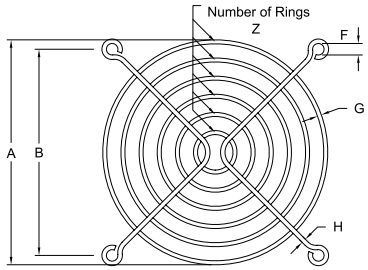

Fig. 2

Specifications:
- Material: Steel Wire Electroplated
- Finish: Nickel Chrome

Features:
- Good corrosion resistance
- Easy to clean

Item No.	Fig.	A in	A mm	B in	B mm	Depth in	Depth mm	F in	F mm	G in	G mm	H in	H mm	Z	Bulk Pack Qty
RCOFM-25	1	0.94	2.4	—		0.09	2.2	—		0.05	1.4	0.06	1.4	2	100
RCOFM-40	2	1.15	29.1	1.26	32.0	0.19	4.8	0.16	4.0	0.06	1.6	0.06	1.6	2	100
RCOFM-50	2	1.65	42.0	1.62	41.1	0.19	4.8	0.18	4.6	0.06	1.6	0.06	1.6	3	100
RCOFM-60	2	2.09	53.2	1.97	50.0	0.17	4.4	0.18	4.6	0.06	1.6	0.06	1.6	4	100
RCOFM-80	2	3.00	76.2	2.81	71.5	0.19	4.9	0.20	5.2	0.07	1.8	0.07	1.8	5	100
RCOFM-92	2	3.54	9.0.	3.25	82.5	0.22	5.5	0.18	4.6	0.06	1.6	0.07	1.8	6	100
RCOFM-120	2	4.55	115.6	4.16	104.8	0.22	5.5	0.18	4.6	0.07	1.8	0.07	1.8	8	100
RCOFM-150-A	3	6.08	154.4	6.38	162.1	0.25	6.5	0.19	4.8	0.07	1.8	0.09	2.3	10	100

FGPT Series
Snap-in Fan Guard

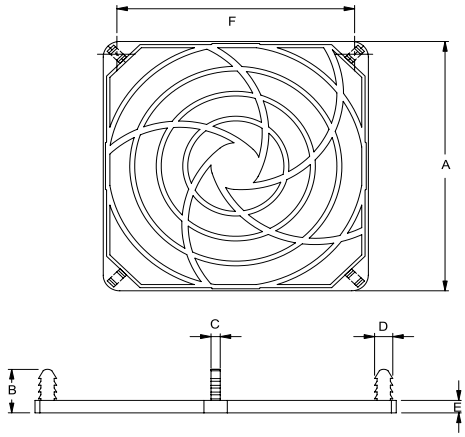

To Fit in Hole Ø x 4: .186 (4.7)

Specifications:
- Material: UL94 HB ABS
- Color: Black

Features:
- Quickly snaps onto fan, eliminating the use of screws and nuts

Item No.	Fan Size	A in	A mm	B in	B mm	C in	C mm	D in	D mm	E in	E mm	F Ref. in	F Ref. mm	Bulk Pack Qty
FGPT-80	80 x 80	3.150	80.0	0.571	14.5	0.111	2.8	0.217	5.5	0.158	4.0	2.795	71.0	20
FGPT-92	92 x 92	3.623	92.0	0.591	15.0	0.103	2.6	0.217	5.5	0.164	4.2	3.228	82.0	20
FGPT-120	120 x 120	4.69	119.0	0.650	16.5	0.119	3.0	0.217	5.5	0.178	4.5	4.094	104.0	10

CAPACITOR MOUNTS / TRANSISTOR INSULATORS

22CM Series
Capacitor Mounts

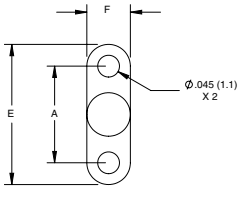

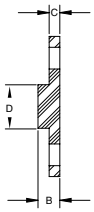

Specifications:
- Material: UL94 V-2 Nylon 6/6
  - UL94 V-0 Available by Special Order
- Color: Natural

Features:
- Accurately positions capacitors or discrete components on PC Board

Item No.	A		B		C		D		E		F		Bulk Pack Qty
	in	mm	in	mm	in	mm	in	mm	in	mm	in	mm	
22CM0100	0.100	2.5	0.045	1.1	0.022	0.6	0.050 - 0.070	1.3 - 1.8	0.180	4.6	0.090	2.3	1000
22CM0150	0.150	3.8	0.045	1.1	0.022	0.6	0.090 - 0.125	2.3 - 3.2	0.270	6.9	0.125	3.2	1000
22CM0200	0.200	5.1	0.045	1.1	0.022	0.6	0.090	3.3	0.290	7.4	0.090	2.3	2500

IEC Series
Transistor Insulator

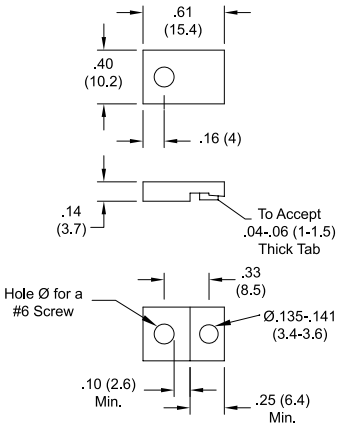

IEC-TO-220-18

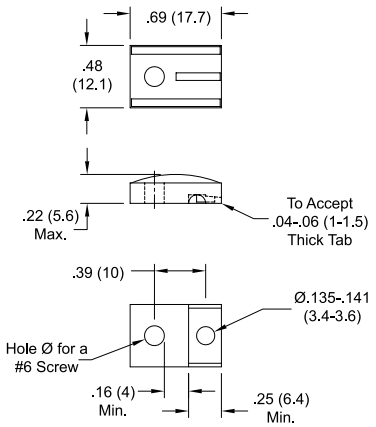

IEC-TO-220V-18

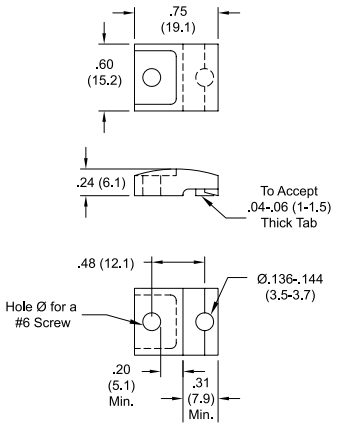

IEC-TO-218-18

Specifications:
- Material: UL94 HB Glass Filled Nylon
- Color: Black

Features:
- Mounts the transistor to the heat sink
- Separates the mounting screw from the transistor or heat sink
- Maximum recommended operating temperature: 120°F (49°C)

Item No.	Bulk Pack Qty
IEC-TO-220-18	1000
IEC-TO-220V-18	1000
IEC-TO-218-18	1000

HTRTC Series
High Temp Transistor Insulator

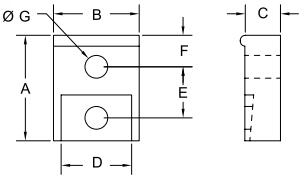

Specifications:
- Material: UL94 V-0 PBT
- Color: White

Features:
- Mounts the transistor to the heat sink
- Separates the mounting screw from the transistor or heat sink
- Maximum recommended operating temperature: 266°F (130˚C)

Item No.	For Case Style	A		B		C		D		E		F		G Ø		Bulk Pack Qty
		in	mm	in	mm	in	mm	in	mm	in	mm	in	mm	in	mm	
HTRTC-1	TO-220	0.63	16.0	0.51	13.0	0.21	5.4	0.42	10.7	0.32	8.0	0.19	4.7	0.14	3.5	1000
HTRTC-1A	TO-220	0.46	19.3	0.51	13.0	0.21	5.4	0.42	10.7	0.39	10.0	0.24	6.0	0.14	3.6	1000

TO Series
Transistor Insulator Pad

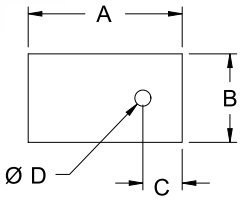

Specifications:
- Material: UL94 V-0 Silicone Rubber and Fiberglass Composite
- Color: Grey

Features:
- Offers low resistance to heat transfer while providing electrical insulation between power device and metal parts
- Non-toxic and resists damage from cleaning solvents
- No grease required for installation; resists cracking or fracture
- For use with Essentra part numbers IEC-TO-220, IEC-TO-220V-1 and IEC-TO-218

Item No.	A		B		C		Ø D		Bulk Pack Qty
	in	mm	in	mm	in	mm	in	mm	
TO-220-68	1.13	28.7	0.63	16.0	0.20	5.1	0.145	3.70	500
TO-218-70	1.41	35.8	0.81	20.6	0.36	9.1	0.147	3.73	500

IEC-TO3 Series
Transistor Insulator Base
TO-3



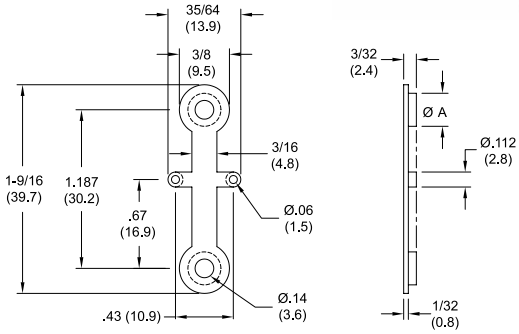

Specifications:
- Material: UL94 HB Glass Filled Nylon
- Color: Black

Features:
- Insulates pins and mounting screws

Item No.	Ø A	Bulk Pack Qty
IEC-TO3-3-18	0.184 (4.7) to fit a Ø 0.187 (4.8) Hole	1000

PTI1 Series
Transistor Insulator Base
TO-3

NEW

Fig. 1

Fig. 2

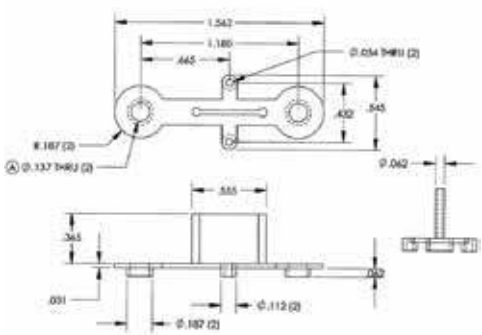

Specifications:
- Material: UL94 V-2 Nylon 6/6
- Color: Natural

Features:
- Helps to improve thermal efficiency
- Replaces up to six pieces of conventional insulation required with previous mountings
- Increase the amount of interface surface between device and sink by minimizing clearance holes required for all feed-thru connectors

Item No.	Fig.	Description	Bulk Pack Qty
19PTI1	1	PTI1	1000
18PTI1WOB	2	PTI1 w/o Barrier	1000

TRANSISTOR INSULATORS

PTI2 Series
Transistor Insulator Base
TO-66

Fig. 1

Fig. 2

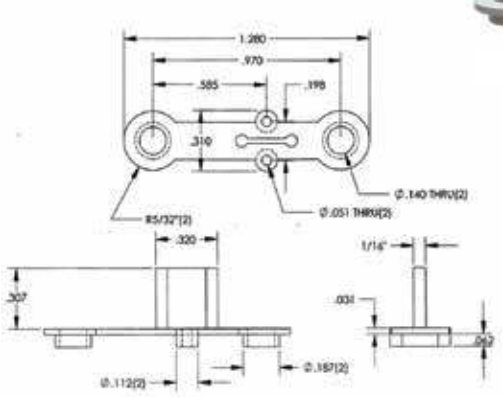

NEW

Specifications:
- Material: UL94 V-2 Nylon 6/6
- Color: Natural

Features:
- Helps to improve thermal efficiency
- Replaces up to six pieces of conventional insulation required with previous mountings
- Increase the amount of interface surface between device and sink by minimizing clearance holes required for all feed-thru connectors

Item No.	Fig.	Description	Bulk Pack Qty
19PTI2	1	PTI2	1000
18PTI2WOB	2	PTI2 w/o Barrier	1000

PTI1HD Series
Heavy Duty Transistor Insulator Base
TO-3

Fig. 1

Fig. 2

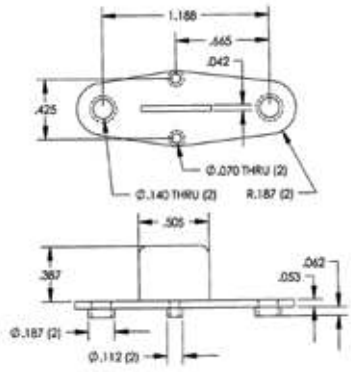

NEW

Specifications:
- Material: Glass Filled Polyester
- Color: Natural

Item No.	Fig.	Description	Bulk Pack Qty
20PTI1HD	1	PTI1 HD	1000
18PTI1HDWOB	2	PTI1 HD w/o Barrier	1000

PTI2HD Series
Heavy Duty Transistor Insulator Base
TO-66

Fig. 1

Fig. 2

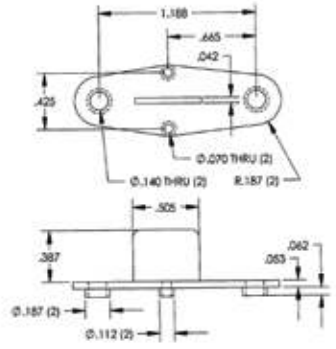

NEW

Specifications:
- Material: Glass Filled Polyester
- Color: Natural

Item No.	Fig.	Description	Bulk Pack Qty
20PTI2HD	1	PTI-2 HD	500
18PTI2HDWOB	2	PTI-2 HD w/o Barrier	1000

TRANSISTOR INSULATORS AND LED SPACERS

21PTC Series
Power Transistor Covers

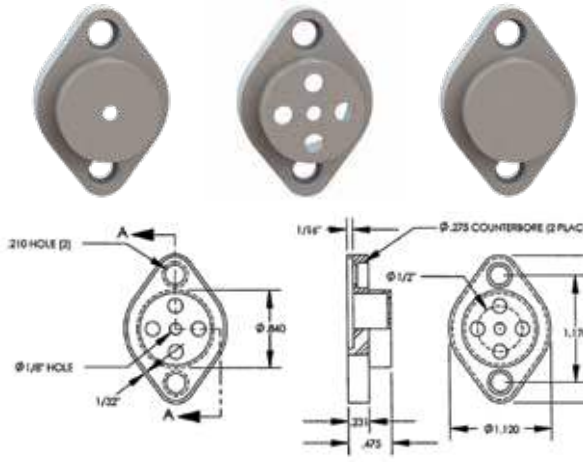

Specifications:
- Material: UL94 V-2 Nylon 6/6
- Color: Natural

Features:
- Available in 1 hole, 5 hole and no hole styles
- Resists corrosion, vibration and abrasion
- Eliminates chance of short circuit and electrical shock

TO-3

Item No.	Description		Bulk Pack Qty
21PTC01031	PTC 103-1N	1 Hole	500
21PTC01032	PTC103-2N	5 Hole	500
21PTC01033	PTC 103-ON	No Hole	500

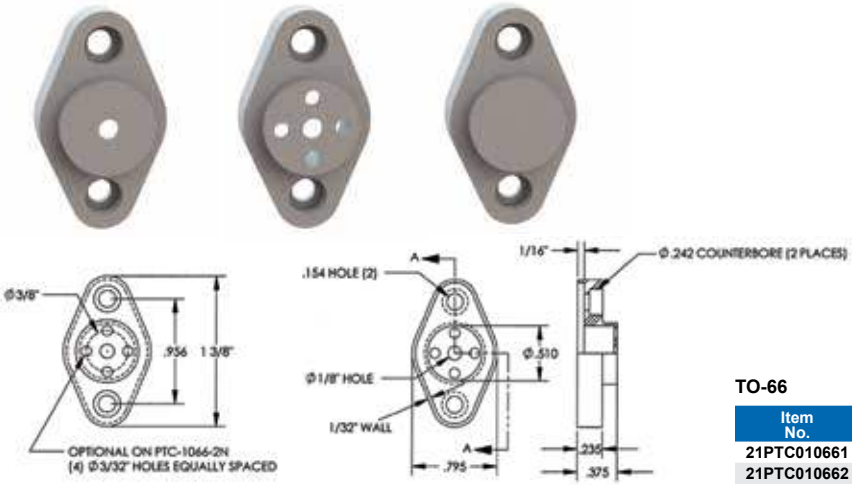

TO-66

Item No.	Description		Bulk Pack Qty
21PTC010661	PTC1066-1N	1 Hole	500
21PTC010662	PTC1066-2N	5 Hole	500
21PTC010663	PTC1066-ON	No Hole	500

LEDS Series
LED Spacers

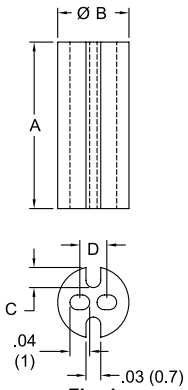

Fig. 1

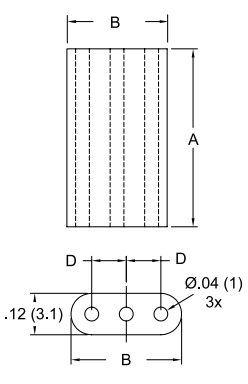

Fig. 2

Specifications:
- Material: PVC
- Color: Black

Features:
- Provides height control, lead wire retention and stability

Item No.	LED Type	A		B		C		D Ref.		Fig	Material	Bulk Pack Qty
		in	mm	in	mm	in	mm	in	mm			
LEDS1-3-26	T-1 (3mm)	3/16	4.8	0.156	4.0	0.047	1.2	0.06	1.5	1	—	1000
LEDS1-4-26	T-1 (3mm)	1/4	6.4	0.156	4.0	0.047	1.2	0.06	1.5	1	—	1000
LEDS1-6-26	T-1 (3mm)	3/8	9.5	0.156	4.0	0.047	1.2	0.06	1.5	1	—	1000
LEDS1-8-26	T-1 (3mm)	1/2	12.7	0.156	4.0	0.047	1.2	0.06	1.5	1	—	1000
LEDS1-10-26	T-1 (3mm)	5/8	15.9	0.156	4.0	0.047	1.2	0.06	1.5	1	—	1000
LEDS1-12-26	T-1 (3mm)	3/4	19.1	0.156	4.0	0.047	1.2	0.06	1.5	1	—	1000
LEDS1-14-26	T-1 (3mm)	7/8	22.2	0.156	4.0	0.047	1.2	0.06	1.5	1	—	1000
LEDS2-3-26	T-1 3/4 (5mm)	3/16	4.8	0.188	4.8	0.060	1.5	0.10	2.5	1	—	1000
LEDS2-4-26	T-1 3/4 (5mm)	1/4	6.4	0.188	4.8	0.060	1.5	0.10	2.5	1	—	1000
LEDS2-6-26	T-1 3/4 (5mm)	3/8	9.5	0.188	4.8	0.060	1.5	0.10	2.5	1	—	1000
LEDS2-8-26	T-1 3/4 (5mm)	1/2	12.7	0.188	4.8	0.060	1.5	0.10	2.5	1	—	1000
LEDS2-10-26	T-1 3/4 (5mm)	5/8	15.9	0.188	4.8	0.060	1.5	0.10	2.5	1	—	1000
LEDS2-12-26	T-1 3/4 (5mm)	3/4	19.1	0.188	4.8	0.060	1.5	0.10	2.5	1	—	1000
LEDS2-14-26	T-1 3/4 (5mm)	7/8	22.2	0.188	4.8	0.060	1.5	0.10	2.5	1	—	1000
LEDS3-3-26	T-1 (3mm)	3/16	4.8	0.32	8.1	—		0.10	2.5	2	UL94 V-0	1000
LEDS3-4-26	T-1 (3mm)	1/4	6.4	0.32	8.1	—		0.10	2.5	2	UL94 V-0	1000
LEDS3-6-26	T-1 (3mm)	3/8	9.5	0.32	8.1	—		0.10	2.5	2	UL94 V-0	1000
LEDS3-8-26	T-1 (3mm)	1/2	12.7	0.32	8.1	—		0.10	2.5	2	UL94 V-0	1000
LEDS3-10-26	T-1 (3mm)	5/8	15.9	0.32	8.1	—		0.10	2.5	2	UL94 V-0	1000
LEDS3-12-26	T-1 (3mm)	3/4	19.1	0.32	8.1	—		0.10	2.5	2	UL94 V-0	1000

LED SPACERS

LEDS1E Series LED Spacers

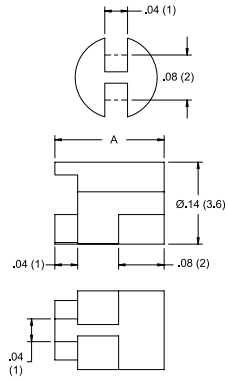

Specifications:
- Material: UL94 V-2 Nylon 6/6
- Color: Natural

Features:
- Spaces standard T-1 LED from surface of board
- Minimizes shifting and height variation, ensuring product uniformity and production ease

Item No.	LED Type	A		Bulk Pack Qty
		in	mm	
LEDS1E-3-01	T-1 (3mm)	3/16	4.8	1000
LEDS1E-4-01	T-1 (3mm)	1/4	6.4	1000
LEDS1E-6-01	T-1 (3mm)	3/8	9.5	1000
LEDS1E-8-01	T-1 (3mm)	1/2	12.7	1000
LEDS1E-10-01	T-1 (3mm)	5/8	15.9	1000
LEDS1E-12-01	T-1 (3mm)	3/4	19.1	1000
LEDS1E-14-01	T-1 (3mm)	7/8	22.2	1000
LEDS1E-16-01	T-1 (3mm)	1	25.4	1000

LEDS2E Series LED Spacers

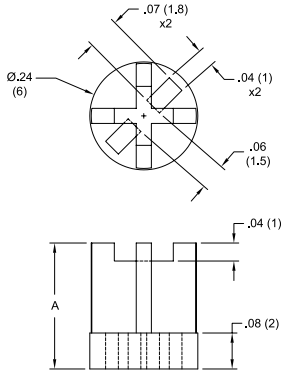

Specifications:
- Material: UL94 V-2 Nylon 6/6
- Color: Natural
- Flame Class:

Features:
- Spaces standard T-1 3/4 LEDs from surface of board
- Minimizes shifting and height variation, ensuring product uniformity and production ease

Item No.	LED Type	A		Bulk Pack Qty
		in	mm	
LEDS2E-3-01	T-1 3/4 (5mm)	3/16	4.8	1000
LEDS2E-4-01	T-1 3/4 (5mm)	1/4	6.4	1000
LEDS2E-6-01	T-1 3/4 (5mm)	3/8	9.5	1000
LEDS2E-8-01	T-1 3/4 (5mm)	1/2	12.7	1000
LEDS2E-10-01	T-1 3/4 (5mm)	5/8	15.9	1000
LEDS2E-12-01	T-1 3/4 (5mm)	3/4	19.1	1000
LEDS2E-14-01	T-1 3/4 (5mm)	7/8	22.2	1000
LEDS2E-16-01	T-1 3/4 (5mm)	1	25.4	1000

LEDS2M Series LED Spacer

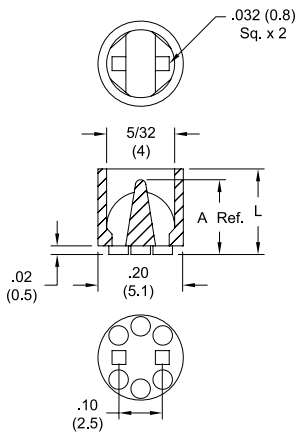

Specifications:
- Material: UL94 V-2 Nylon 6/6
- Color: Natural

Features:
- Fits standard T-1 3/4 LEDs
- Internal tapered dividers guide the lead wires and prevent leads from shorting
- Bottom bosses serve to dissipate heat and ease post-solder cleanup

Item No.	L		A ref.		LED Type	Bulk Pack Qty
	in	mm	in	mm		
LEDS2M-120-01	0.12	3.1	0.08	2.0	T-1 3/4 (5mm)	1000
LEDS2M-140-01	0.14	3.6	0.08	2.0	T-1 3/4 (5mm)	1000
LEDS2M-160-01	0.16	4.1	0.08	2.0	T-1 3/4 (5mm)	1000
LEDS2M-180-01	0.18	4.5	0.08	2.0	T-1 3/4 (5mm)	1000
LEDS2M-200-01	0.20	5.1	0.08	2.0	T-1 3/4 (5mm)	1000
LEDS2M-220-01	0.22	5.6	0.08	2.0	T-1 3/4 (5mm)	1000
LEDS2M-240-01	0.24	6.1	0.08	2.0	T-1 3/4 (5mm)	1000
LEDS2M-250-01	0.25	6.4	0.20	5.1	T-1 3/4 (5mm)	1000
LEDS2M-260-01	0.26	6.6	0.20	5.1	T-1 3/4 (5mm)	1000
LEDS2M-280-01	0.28	7.1	0.20	5.1	T-1 3/4 (5mm)	1000
LEDS2M-300-01	0.30	7.8	0.20	5.1	T-1 3/4 (5mm)	1000
LEDS2M-320-01	0.32	8.1	0.20	5.1	T-1 3/4 (5mm)	1000
LEDS2M-340-01	0.34	8.6	0.20	5.1	T-1 3/4 (5mm)	1000
LEDS2M-360-01	0.36	9.1	0.20	5.1	T-1 3/4 (5mm)	1000
LEDS2M-380-01	0.38	9.7	0.33	8.4	T-1 3/4 (5mm)	1000
LEDS2M-400-01	0.40	10.2	0.33	8.4	T-1 3/4 (5mm)	1000
LEDS2M-420-01	0.42	10.7	0.33	8.4	T-1 3/4 (5mm)	1000
LEDS2M-440-01	0.44	11.2	0.33	8.4	T-1 3/4 (5mm)	1000
LEDS2M-450-01	0.45	11.4	0.33	8.4	T-1 3/4 (5mm)	1000
LEDS2M-460-01	0.46	11.7	0.33	8.4	T-1 3/4 (5mm)	1000
LEDS2M-500-01	0.50	12.7	0.45	11.4	T-1 3/4 (5mm)	1000
LEDS2M-550-01	0.55	14.0	0.45	11.4	T-1 3/4 (5mm)	1000
LEDS2M-600-01	0.60	15.2	0.45	11.4	T-1 3/4 (5mm)	1000
LEDS2M-650-01	0.65	16.5	0.58	14.7	T-1 3/4 (5mm)	1000
LEDS2M-750-01	0.75	19.1	0.70	17.8	T-1 3/4 (5mm)	1000
LEDS2M-850-01	0.85	21.6	0.70	17.8	T-1 3/4 (5mm)	1000
LEDS2M-900-01	0.90	22.9	0.70	17.8	T-1 3/4 (5mm)	1000

27LED Series
LED Spacer

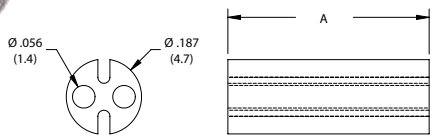

NEW

Specifications:
- Material: UL94 V-2 Nylon 6/6
- Color: Natural

Features:
- Minimizes shifting and variation of height
- Spaces standard LED from surface of board
- Resistant to corrosion, vibration and abrasion

Item No.	LED Type	A		Bulk Pack Qty
		in	mm	
27LED2SP0250	T-1 (3mm)	0.250	6.4	1000
27LED2SP0375	T-1 (3mm)	0.375	9.5	1000
27LED2SP0500	T-1 (3mm)	0.500	12.7	1000

LEDM-1 Series
Metric LED Spacer

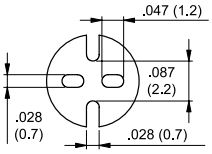

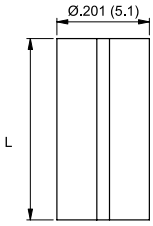

Specifications:
- Material: PVC
- Color: Black

Features:
- Fits standard T-1 3/4 LEDs
- Provides height control, lead wire retention and stability
- Self-retaining feature for auto insertion and pre-assembly

Item No.	L	LED Type	Bulk Pack Qty
	mm		
LEDM-1-02	2.0	T-1 3/4 (5mm)	1000
LEDM-1-03	3.0	T-1 3/4 (5mm)	1000
LEDM-1-04	4.0	T-1 3/4 (5mm)	1000
LEDM-1-06	5.0	T-1 3/4 (5mm)	1000
LEDM-1-08	8.0	T-1 3/4 (5mm)	1000
LEDM-1-09	9.0	T-1 3/4 (5mm)	1000
LEDM-1-10	10.0	T-1 3/4 (5mm)	1000
LEDM-1-13	13.0	T-1 3/4 (5mm)	1000
LEDM-1-21	21.0	T-1 3/4 (5mm)	1000

LEDM-2 Series
Metric LED Spacer

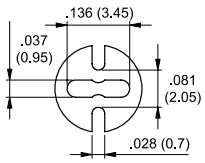

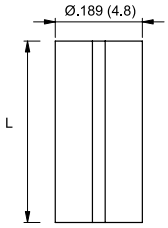

Specifications:
- Material: PVC
- Color: Black

Item No.	L	LED Type	Bulk Pack Qty
	mm		
LEDM-2-02	2.0	T-1 (3mm)	1000
LEDM-2-03	3.0	T-1 (3mm)	1000
LEDM-2-04	4.0	T-1 (3mm)	1000
LEDM-2-06	5.0	T-1 (3mm)	1000
LEDM-2-08	8.0	T-1 (3mm)	1000
LEDM-2-09	9.0	T-1 (3mm)	1000
LEDM-2-10	10.0	T-1 (3mm)	1000
LEDM-2-13	13.0	T-1 (3mm)	1000
LEDM-2-21	21.0	T-1 (3mm)	1000

LEDM-3 Series
Metric LED Spacer

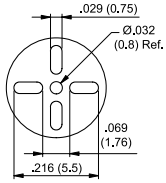

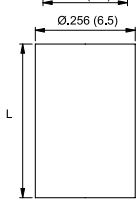

Specifications:
- Material: PVC
- Color: Black

Item No.	L	LED Type	Bulk Pack Qty
	mm		
LEDM-3-02	2.0	T-1 3/4 (5mm)	1000
LEDM-3-03	3.0	T-1 3/4 (5mm)	1000
LEDM-3-04	4.0	T-1 3/4 (5mm)	1000
LEDM-3-06	5.0	T-1 3/4 (5mm)	1000
LEDM-3-08	8.0	T-1 3/4 (5mm)	1000
LEDM-3-09	9.0	T-1 3/4 (5mm)	1000
LEDM-3-10	10.0	T-1 3/4 (5mm)	1000
LEDM-3-13	13.0	T-1 3/4 (5mm)	1000
LEDM-3-21	21.0	T-1 3/4 (5mm)	1000

LED SPACERS

SQLEDS Series
Square LED Spacer



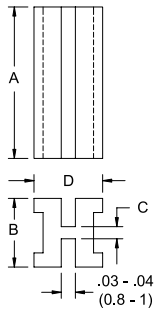

Specifications:
- Material: UL94 V-0 PVC
- Color: Black

Features:
- Provides height control, lead wire retention and stability
- Square design is good for angled applications

Item No.	LED Type	A in	A mm	B in	B mm	C in	C mm	D Ref. in	D Ref. mm	Bulk Pack Qty
SQLEDS1-4-26	T-1 (3mm)	0.250	6.4	0.17	4.3	0.03	0.8	0.17	4.3	1000
SQLEDS1-6-26	T-1 (3mm)	0.375	9.5	0.17	4.3	0.03	0.8	0.17	4.3	1000
SQLEDS1-8-26	T-1 (3mm)	0.500	12.7	0.17	4.3	0.03	0.8	0.17	4.3	1000
SQLEDS2-4-26	T-1-3/4 (5mm)	0.250	6.4	0.24	6.1	0.07	1.8	0.27	6.9	1000
SQLEDS2-6-26	T-1-3/4 (5mm)	0.375	9.5	0.24	6.1	0.07	1.8	0.27	6.9	1000
SQLEDS2-8-26	T-1-3/4 (5mm)	0.500	12.7	0.24	6.1	0.07	1.8	0.27	6.9	1000
SQLEDS2-12-26	T-1-3/4 (5mm)	0.750	19.1	0.24	6.1	0.07	1.8	0.27	6.9	1000

18TRM Series
Square LED Mount

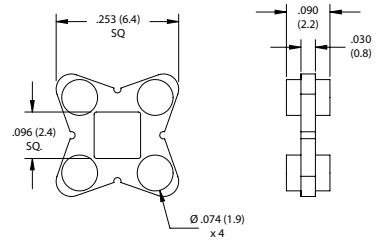

NEW

Specifications:
- Material: UL94 V-2 Nylon 6/6
- Color: Natural

Features:
- Provides secure mounting of both two and three lead devices
- Resists corrosion, vibration, heat and abrasion
- Symmetrical design with feet on both sides, eliminates the need for specific side rotation

Item No.	Bulk Pack Qty
18TRM001	1000

LEDH Series
90° LED Holder

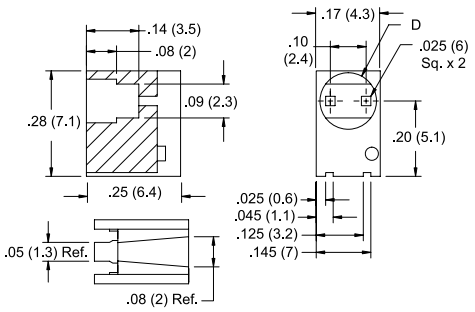

LEDH-101C

Specifications:
- Material: UL94 V-0 Nylon 6/6
- Color: Black

Features:
- Allows LEDs to be mounted at a 90° angle
- Can be easily assembled by hand; no tools required

Item No.	Ø D in	Ø D mm	LED Type	Bulk Pack Qty
LEDH-101C-34	0.13	3.4	T-1 (3mm)	1000
LEDH-101C-38	0.15	3.8	T-1 (3mm)	1000

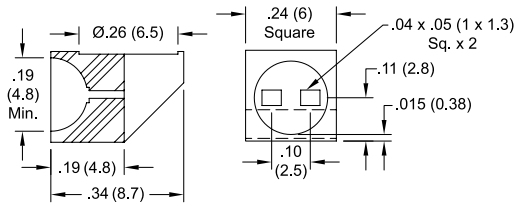

LEDH-909-235

Item No.	LED Type	Bulk Pack Qty
LEDH-909-235	T-1 3/4 (5mm)	1000

LEDHPM/27LEDH Series
Panel Mount LED Holder



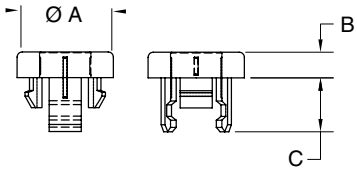

Specifications:
- Material: See table
- Color: See table

Features:
- Easily snapped into standard panel holes by hand
- Once the holder is snapped into the hole, the LED will lock into place when inserted from the rear of the panel
- Provides a secure, attractive display
- Fits standard T-1 3/4 LEDs

Item No.	A in	A mm	B in	B mm	C in	C mm	Mounting Hole in	Mounting Hole mm	Panel Thickness in	Panel Thickness mm	Material	Color	Bulk Pack Qty
LEDHPM-1	0.375	9.53	0.100	2.54	0.210	5.33	0.281 - 0.287	7.14 - 7.29	0.044 - 0.048	1.21 - 1.22	Nylon 6/6 UL94 V0	Natural	1000
• **27LEDH01**	0.317	9.07	0.025	0.64	0.250	6.35	0.240 - 0.247	6.10 - 6.27	0.070	1.78	HS Nylon	Black	1000

LEDCR Series
LED Clips & Rings



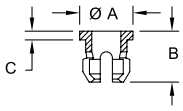

Clip

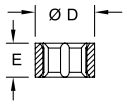

Ring

Specifications:
- Clip Material: UL94 V-0 Nylon 6/6
- Ring Material: See table
- Color: Black

Features:
- The devices go together by simply inserting the clip to the front of the panel, then assembling the LED into the clip from the rear of the panel; the ring is pressed onto the rear of the clip for a firm retention
- Parts are sold in a set with both the clip and ring
- Securely and firmly mounts LEDs
- Provides a secure, attractive display
- Fits standard T-1 3/4 LEDs

Item No.	Ring Material	LED Type	Ø Mounting Hole in	Ø Mounting Hole mm	Panel Thickness in	Panel Thickness mm	Ø A in	Ø A mm	B in	B mm	C in	C mm	Ø D in	Ø D mm	E in	E mm	Bulk Pack Qty
LEDCR-104	UL94 V-0 Nylon 6/6	T-1 (3mm)	0.174 - 0.180	4.4 - 4.6	0.032 - 0.125	0.8 - 3.2	0.21	5.3	0.21	5.3	0.15	0.38	0.24	6.1	0.14	3.6	1000
LEDCR-174	UL94 V-2 Nylon 6/6	T-1-3/4 (5mm)	0.267 - 0.273	6.8 - 6.9	0.032 - 0.125	0.8 - 3.2	0.30	7.6	0.26	6.6	0.30	0.76	0.35	8.9	0.16	4.1	1000

LEDC Series
LED Lens Cover

Patent Pending

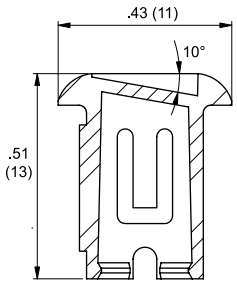

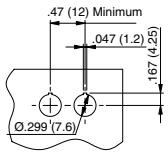

Panel Details

Specifications:
- Cover Material: UL94 V-2 Polycarbonate
- Cover Color: Clear
- O-Ring Material: Neoprene Rubber
- O-Ring Color: Black
- Flame Class:

Features:
- Standard 10° lens angle to control light transmission
- Rubber O-Ring gives protection from dust and water
- Fits standard T-1 3/4 LEDs
- Snaps in by hand

Item No.	Details	Ø Mounting Hole in	Ø Mounting Hole mm	Panel Thickness in	Panel Thickness mm	LED Type in	LED Type mm	Bulk Pack Qty
LEDC-1	Cover	0.03	7.6	0.177	4.5	T-1 3/4	5.0	1000
LEDC-2	Cover with O-Ring	0.03	7.6	0.118	3.0	T-1 3/4	5.0	1000

LED LIGHT PIPES

VLP Series
Vertical Light Pipe



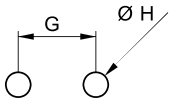

Mounting Hole Details

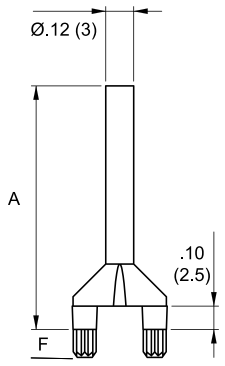

Fig. 1
Flat

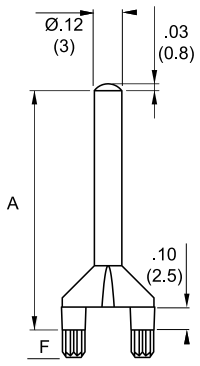

Fig. 2
Domed

Specifications:
- Material: UL94 V-0 Polycarbonate
- Color: Clear

Features:
- Acts as a conduit to transport light from an LED to another location while minimizing the loss of light
- Domed and Flat front shapes allow for flexibility of design
- Surface mount LED compatible
- Provides ESD protection by isolating the PCB from potential contact

Item No.	Fig.	A		E		F		G		Ø H		Panel Thickness		Bulk Pack Qty
		in	mm	in	mm	in	mm	in	mm	in	mm	in	mm	
VLP1-F-1	1	0.50	12.7	0.25	6.4	0.10	2.5	0.19	4.7	0.06	1.5	0.03 - 0.12	0.8 - 3.0	1000
VLP1-F-3	1	0.65	16.5	0.25	6.4	0.10	2.5	0.19	4.7	0.06	1.5	0.03 - 0.12	0.8 - 3.0	1000
VLP1-F-4	1	0.86	21.8	0.25	6.4	0.10	2.5	0.19	4.7	0.06	1.5	0.03 - 0.12	0.8 - 3.0	1000
VLP1-F-5	1	1.03	26.1	0.25	6.4	0.10	2.5	0.19	4.7	0.06	1.5	0.03 - 0.12	0.8 - 3.0	1000
VLP1-D-1	2	0.50	12.7	0.25	6.4	0.10	2.5	0.19	4.7	0.06	1.5	0.03 - 0.12	0.8 - 3.0	1000
VLP1-D-3	2	0.65	16.5	0.25	6.4	0.10	2.5	0.19	4.7	0.06	1.5	0.03 - 0.12	0.8 - 3.0	1000
VLP1-D-4	2	0.86	21.8	0.25	6.4	0.10	2.5	0.19	4.7	0.06	1.5	0.03 - 0.12	0.8 - 3.0	1000
VLP1-D-5	2	1.03	26.1	0.25	6.4	0.10	2.5	0.19	4.7	0.06	1.5	0.03 - 0.12	0.8 - 3.0	1000
VLP2-F-1	1	0.50	12.7	0.39	10.0	0.12	3.0	0.30	7.5	0.09	2.4	0.03 - 0.12	0.8 - 3.0	1000
VLP2-F-2	1	0.59	15.0	0.39	10.0	0.12	3.0	0.30	7.5	0.09	2.4	0.03 - 0.12	0.8 - 3.0	1000
VLP2-F-3	1	0.65	16.5	0.39	10.0	0.12	3.0	0.30	7.5	0.09	2.4	0.03 - 0.12	0.8 - 3.0	1000
VLP2-F-4	1	0.86	21.8	0.39	10.0	0.12	3.0	0.30	7.5	0.09	2.4	0.03 - 0.12	0.8 - 3.0	1000
VLP2-F-5	1	1.03	26.1	0.39	10.0	0.12	3.0	0.30	7.5	0.09	2.4	0.03 - 0.12	0.8 - 3.0	1000
VLP2-F-6	1	2.17	55.0	0.39	10.0	0.12	3.0	0.30	7.5	0.09	2.4	0.03 - 0.12	0.8 - 3.0	1000
VLP2-D-1	2	0.50	12.7	0.39	10.0	0.12	3.0	0.30	7.5	0.09	2.4	0.03 - 0.12	0.8 - 3.0	1000
VLP2-D-3	2	0.65	16.5	0.39	10.0	0.12	3.0	0.30	7.5	0.09	2.4	0.03 - 0.12	0.8 - 3.0	1000
VLP2-D-4	2	0.86	21.8	0.39	10.0	0.12	3.0	0.30	7.5	0.09	2.4	0.03 - 0.12	0.8 - 3.0	1000
VLP2-D-5	2	1.03	26.1	0.39	10.0	0.12	3.0	0.30	7.5	0.09	2.4	0.03 - 0.12	0.8 - 3.0	1000
VLP2-D-6	2	2.17	55.0	0.39	10.0	0.12	3.0	0.30	7.5	0.09	2.4	0.03 - 0.12	0.8 - 3.0	1000

840XXX Series
Quick Fit Fuse Cover

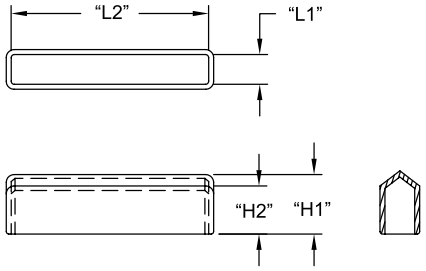

Specifications:
- Material: UL94 V-0 Flexible PVC
- Color: Transparent Blue

Features:
- For fuse clips and blocks mounted to PC boards
- No corrosion when exposed to copper

Item No.	Fuse Type	H1 Ref.		H2 Ref.		L1		L2		Bulk Pack Qty
		in	mm	in	mm	in	mm	in	mm	
840620	Metric	0.500	12.7	0.391	9.9	0.24	6.1	0.79	20.1	1000
840730	Metric	0.500	12.7	0.391	9.9	0.28	7.1	1.18	30.0	1000
840832	Metric	0.625	15.9	0.578	14.7	0.32	8.1	1.26	32.0	1000
840836	Std 0.25 x 1.25	0.500	12.7	0.391	9.9	0.32	8.1	1.42	36.1	1000

FH/FC Series
Fuse Holder & Cover



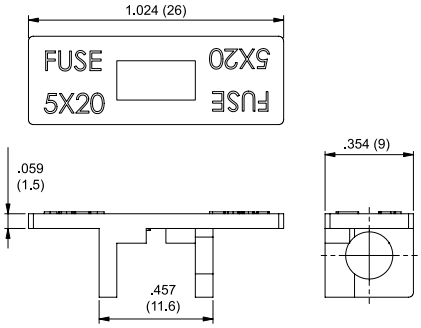

FC-320-NV
Cover

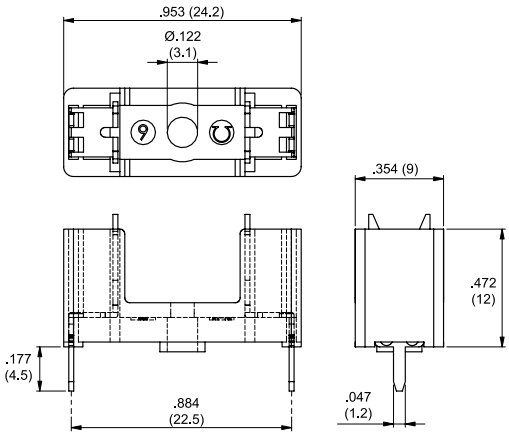

FH-320-NV
Holder

Specifications:
- Material: UL94 V-0 GLass Filled Nylon / Brass Inserts
- Color: Black

Features:
- Protects live components from damaging, unintentional contact
- Window in the top of the holder allows for visual inspection
- Two-piece assembly: simply insert the fuse into the fuse cover; lock in place with a fingertip twist and place fuse cover in fuse holder
- Cover and Holder sold separately

Item No.	Description	Bulk Pack Qty
FH-320-NV	Fuse Holder	1000
FC-320-NV	Fuse Cover	1000

FCE Series
Fuse Cover

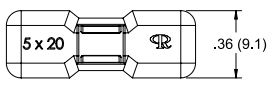

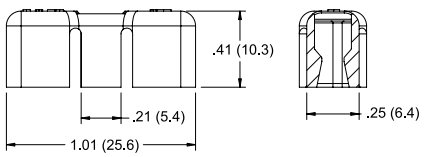

Specifications:
- Material: UL94 V-0 Nylon 6/6
- Color: Natural

Features:
- Protects fuse when maintenance is performed on surrounding components
- Window in the top of the holder allows for visual inspection
- Easily snaps onto the fuse and fuse holder

Item No.	Mounting Fuse Size	Bulk Pack Qty
FCE-5-19	Snap-fit onto a .20 x .79 (5 x 20) fuse	1000

FIBER, WIRE & CABLE MANAGEMENT



CABLE CLAMPS & CLIPS ..... 310 - 330

TWIST TIES ..... 331 - 336

CABLE CLIPS & CLEATS ..... 336 - 338

WIRE SADDLES ..... 339 - 347

FLAT CABLE CLAMPS & CLIPS ..... 347 - 355

CABLE TIES, STRAPS & MOUNTS ..... 356 - 378

CABLE DUCT ..... 378 - 379

FLEXIBLE CONDUIT, FITTINGS & WRAPS ..... 379 - 390

HOSE CLAMPS ..... 391 - 392

HEAT SHRINK TUBING ..... 392 - 394

FIBER MANAGEMENT ..... 394 - 401

CAPS & PLUGS ..... 401 - 406

GROMMETS & BUSHINGS ..... 407 - 421, 432

CABLE GLANDS ..... 422 - 423

GROMMET EDGING ..... 424 - 428

INSULATORS & CONNECTORS ..... 429 - 431

FIBER, WIRE & CABLE MANAGEMENT

CABLE CLAMPS

SPN/SPNW Series
Steel Clamps with Rubber Cushion

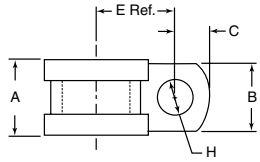

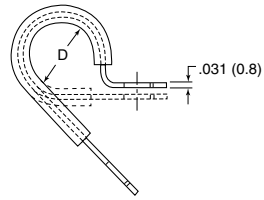

Specifications:
- Material: Cold Rolled Steel, Zinc Electroplated, Elastomer Cushion
- Color: Steel with Black Cushion

Features:
- Provides electrical insulation and vibration absorption
- Ideal for long-life applications

Item No.	Ø D Holding		Ø H Hole		B		A		E Ref.		C		Bulk Pack Qty
	in	mm	in	mm	in	mm	in	mm	in	mm	in	mm	
SPN-3	3/16	4.8	0.266	6.7	0.500	12.7	0.650	16.5	0.500	12.7	0.260	6.6	500
SPN-4	1/4	6.4	0.266	6.7	0.500	12.7	0.650	16.5	0.530	13.5	0.260	6.6	500
SPNW-4	1/4	6.4	0.406	10.3	0.625	15.9	0.750	19.1	0.530	13.5	0.313	7.9	100
SPN-5	5/16	7.9	0.266	6.7	0.500	12.7	0.650	16.5	0.560	14.2	0.260	6.6	500
SPNW-5	5/16	7.9	0.406	10.3	0.625	15.9	0.750	19.1	0.560	14.2	0.313	7.9	100
SPN-6	3/8	9.5	0.266	6.7	0.500	12.7	0.650	16.5	0.590	15	0.260	6.6	500
SPNW-6	3/8	9.5	0.406	10.3	0.625	15.9	0.750	19.1	0.590	15	0.313	7.9	100
SPN-7	7/16	11.1	0.266	6.7	0.500	12.7	0.650	16.5	0.620	15.7	0.260	6.6	500
SPNW-7	7/16	11.1	0.406	10.3	0.625	15.9	0.750	19.1	0.620	15.7	0.313	7.9	100
SPN-8	1/2	12.7	0.266	6.7	0.500	12.7	0.650	16.5	0.650	16.5	0.260	6.6	500
SPNW-8	1/2	12.7	0.406	10.3	0.625	15.9	0.750	19.1	0.650	16.5	0.313	7.9	100
SPN-9	9/16	14.3	0.266	6.7	0.500	12.7	0.650	16.5	0.750	19.1	0.260	6.6	500
SPN-10	5/8	15.9	0.266	6.7	0.500	12.7	0.650	16.5	0.780	19.8	0.260	6.6	500
SPNW-10	5/8	15.9	0.406	10.3	0.625	15.9	0.750	19.1	0.780	19.8	0.313	7.9	100
SPN-11	11/16	17.5	0.266	6.7	0.500	12.7	0.650	16.5	0.810	20.6	0.260	6.6	500
SPNW-11	11/16	17.5	0.406	10.3	0.625	15.9	0.750	19.1	0.810	20.6	0.313	7.9	100
SPN-12	3/4	19.1	0.266	6.7	0.500	12.7	0.650	16.5	0.840	21.3	0.260	6.6	500
SPN-14	7/8	22.2	0.266	6.7	0.500	12.7	0.650	16.5	0.900	22.9	0.260	6.6	100
SPNW-14	7/8	22.2	0.406	10.3	0.625	15.9	0.750	19.1	0.900	22.9	0.313	7.9	100
SPN-16	1	25.4	0.266	6.7	0.500	12.7	0.650	16.5	0.960	24.4	0.260	6.6	100
SPNW-16	1	25.4	0.406	10.3	0.625	15.9	0.750	19.1	0.960	24.4	0.313	7.9	100
SPN-18	1-1/8	28.6	0.266	6.7	0.500	12.7	0.650	16.5	1.050	26.7	0.260	6.6	100
SPN-20	1-1/4	31.8	0.266	6.7	0.500	12.7	0.650	16.5	1.110	28.2	0.260	6.6	100
SPNW-20	1-1/4	31.8	0.406	10.3	0.625	15.9	0.750	19.1	1.110	28.2	0.313	7.9	100

NE Series
Aluminum Clamps with Vinyl Coating

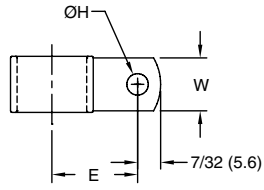

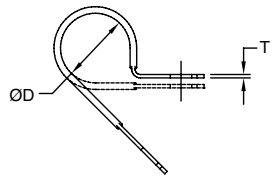

Specifications:
- Material: Aluminum Alloy 5052 H-32, TPV Coating
- Color: Aluminum with Black Coating

Features:
- Vinyl coating allows a more permanent solution for protecting cables against vibration
- Screw mount area is bare to ensure firm tightening

Item No.	Ø D Holding		Ø H Hole		W		E Ref.		T		Bulk Pack Qty
	in	mm	in	mm	in	mm	in	mm	in	mm	
NE3	3/16	4.8	0.204	5.2	0.375	9.5	0.50	12.7	1/32	0.8	1000
NE4	1/4	6.4	0.204	5.2	0.375	9.5	0.53	13.5	1/32	0.8	1000
NE5	5/16	7.9	0.204	5.2	0.375	9.5	0.56	14.2	1/32	0.8	1000
NE6	3/8	9.5	0.204	5.2	0.375	9.5	0.59	15.0	1/32	0.8	1000
NE7	7/16	11.1	0.204	5.2	0.375	9.5	0.62	15.7	1/32	0.8	1000
NE8	1/2	12.7	0.204	5.2	0.375	9.5	0.65	16.5	1/32	0.8	1000
NE9	9/16	14.3	0.204	5.2	0.375	9.5	0.75	19.1	1/32	0.8	1000
NE10	5/8	15.9	0.204	5.2	0.375	9.5	0.78	19.8	1/32	0.8	1000
NE11	11/16	17.5	0.204	5.2	0.500	12.7	0.81	20.6	1/16	1.6	500
NE12	3/4	19.1	0.204	5.2	0.500	12.7	0.84	21.3	1/16	1.6	500
NE14	7/8	22.2	0.204	5.2	0.500	12.7	0.90	22.9	1/16	1.6	500
NE16	1	25.4	0.204	5.2	0.500	12.7	0.96	24.4	1/16	1.6	500
NE18	1-1/8	28.6	0.204	5.2	0.500	12.7	1.05	26.7	1/16	1.6	500
NE20	1-1/4	31.8	0.204	5.2	0.500	12.7	1.11	28.2	1/16	1.6	500

AL Series
Aluminum Clamps

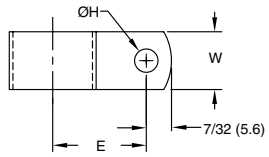

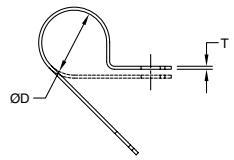

Specifications:
- Material: Aluminum Alloy 5052 H-32
- Color: Aluminum

Features:
- Corrosion resistant
- Protects and holds cable, wire, hoses and loom

Item No.	Ø D Holding		Ø H Hole		W		E Ref.		T		Bulk Pack Qty
	in	mm	in	mm	in	mm	in	mm	in	mm	
AL2A	1/8	3.2	0.204	5.2	0.375	9.5	0.46	11.7	1/32	0.8	1000
AL3A	3/16	4.8	0.204	5.2	0.375	9.5	0.50	12.7	1/32	0.8	1000
AL4A	1/4	6.4	0.204	5.2	0.375	9.5	0.53	13.5	1/32	0.8	1000
AL5A	5/16	7.9	0.204	5.2	0.375	9.5	0.56	14.2	1/32	0.8	1000
AL6A	3/8	9.5	0.204	5.2	0.375	9.5	0.59	15.0	1/32	0.8	1000
AL7A	7/16	11.1	0.204	5.2	0.375	9.5	0.62	15.7	1/32	0.8	1000
AL8A	1/2	12.7	0.204	5.2	0.375	9.5	0.65	16.5	1/32	0.8	1000
AL9A	9/16	14.3	0.204	5.2	0.375	9.5	0.75	19.1	1/32	0.8	1000
AL10A	5/8	15.9	0.204	5.2	0.375	9.5	0.78	19.8	1/32	0.8	1000
AL11	11/16	17.5	0.204	5.2	0.500	12.7	0.81	20.6	1/32	0.8	500
AL12	3/4	19.1	0.204	5.2	0.500	12.7	0.84	21.3	1/32	0.8	500
AL14	7/8	22.2	0.204	5.2	0.500	12.7	0.90	22.9	1/32	0.8	500
AL16	1	25.4	0.204	5.2	0.500	12.7	0.96	24.4	1/16	1.6	500
AL18	1-1/8	28.6	0.204	5.2	0.500	12.7	1.05	26.7	1/16	1.6	500
AL20	1-1/4	31.8	0.204	5.2	0.500	12.7	1.11	28.2	1/16	1.6	500

WHC Series
Wire Harness Clamps

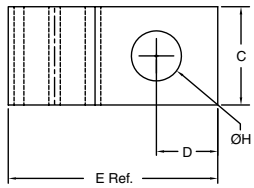

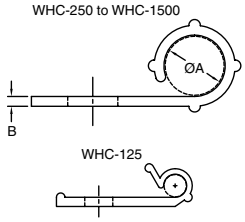

Specifications:
- Material: UL94 V-2 Nylon 6/6
- Color: See Table

Features:
- Can be preinstalled to chassis with cables inserted at a later time
- Cables can be removed for wiring changes or replacements

Item No.			Ø A Holding		Ø H Hole		C		B		D		E Ref.		Bulk Pack Qty
Natural	Black	Approval	in	mm	in	mm	in	mm	in	mm	in	mm	in	mm	
WHC-125-01	WHC-125-01BK		0.125	3.2	0.156	4.0	0.33	8.4	0.05	1.3	0.23	5.8	0.750	19.1	1000
WHC-250-01	WHC-250-01BK		0.250	6.4	0.204	5.2	0.40	10.2	0.04	1.0	0.25	6.4	0.830	21.1	1000
WHC-375-01	WHC-375-01BK		0.375	9.5	0.204	5.2	0.40	10.2	0.05	1.3	0.19	4.8	0.830	21.1	1000
WHC-500-01	WHC-500-01BK		0.500	12.7	0.204	5.2	0.40	10.2	0.07	1.8	0.25	6.4	1.156	29.4	1000
WHC-625-01	WHC-625-01BK		0.625	15.9	0.204	5.2	0.50	12.7	0.08	2.0	0.19	4.8	1.125	28.6	1000
WHC-750-01	WHC-750-01BK		0.750	19.1	0.204	5.2	0.50	12.7	0.09	2.2	0.19	4.8	1.281	32.5	1000
WHC-1000-01	WHC-1000-01BK		1.000	25.4	0.204	5.2	0.50	12.7	0.09	2.2	0.19	4.8	1.531	38.9	500
WHC-1500-01	WHC-1500-01BK		1.500	38.1	0.204	5.2	0.50	12.7	0.10	2.5	0.19	4.8	2.125	53.9	500

EXWHC Series
Wire Harness Clamps

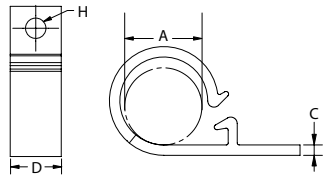

Specifications:
- Material: UL94 V-2 Nylon 6/6
- Color: Natural

Features:
- Cables are easily inserted into clamp and locked in place
- Cables can be removed for wiring change or replacements

*** No latch feature**

Item No.	Ø A Holding		Ø H Hole		C		D Ref.		Bulk Pack Qty
	in	mm	in	mm	in	mm	in	mm	
EXWHC2-250-01*	0.250	6.4	0.156	4.0	0.039	1.0	0.394	10.0	1000
EXWHC2-500-01	0.500	12.7	0.156	4.0	0.075	1.9	0.394	10.0	1000
EXWHC2-750-01	0.708	18.0	0.156	4.0	0.075	1.9	0.500	12.7	1000

BHLWHC Series
Blind Hole Mounted Clamps

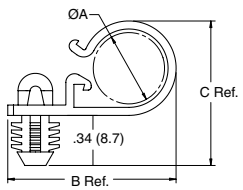

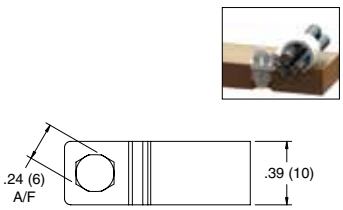

Specifications:
- Material: UL94 V-2 Nylon 6/6
- Color: Natural

Features:
- Easily pushed into mounting hole using a standard 6mm hexagonal socket pressed onto mounting head
- Releasable and reusable for easy wire bundling

Item No.	Ø A Holding		Ø Mounting Hole		B Ref.		C Ref.		Min. Panel Thickness		Bulk Pack Qty
	in	mm	in	mm	in	mm	in	mm	in	mm	
BHLWHC-500-01	0.500	12.7	0.312	7.9	1.150	29.3	1.000	25.4	0.250	6.4	1000
BHLWHC-750-01	0.750	19.1	0.312	7.9	1.440	36.5	1.340	34.1	0.250	6.4	1000

23RCFB Series
Releasable Clamps

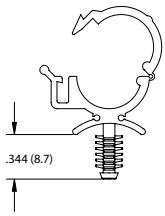

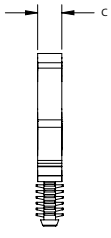

NEW

Specifications:
- Material: UL94 V-2 Nylon 6/6
- Color: See Table

Features:
- Wires can easily be removed or added to the clip
- Can be used in a variety of panel thicknesses and materials
- Large contoured base assures stable mounting
- Corrosion, vibration and abrasion resistant

Item No.		Ø Bundle		Ø Mounting Hole		C		Bulk Pack Qty
Natural	Black	in	mm	in	mm	in	mm	
23RCFB037	23RCFB037B	0.375	9.5	0.187	4.8	0.187	4.8	1000
23RCFB050	23RCFB050B	0.500	12.7	0.187	4.8	0.187	4.8	1000
23RCFB05025	23RCFB05025B	0.500	12.7	0.250	6.4	0.187	4.8	1000
23RCFB100	23RCFB100B	1.000	25.4	0.250	6.4	0.375	9.5	250

CABLE CLIPS & CLAMPS

SMWHC Series
Stud Mount Wire Harness Clips

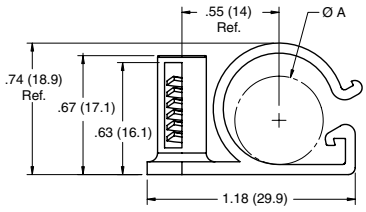



Specifications:
- Material: UL94 V-2 Nylon 6/6
- Color: Natural

Features:
- Installed by pushing clamp onto an exposed screw or stud
- No protrusion under the chassis
- Fits several different threads; M4, M5, #8, or #10

Item No.	Ø A Holding in	Ø A Holding mm	Mounting Method	Bulk Pack Qty
SMWHC-500-01	0.500	12.7	Push onto a #8, #10, M4 or M5 Screw or Stud	500

NM-MS25281 Series
Heavy Duty Support Clamps

Specifications:
- Material: UL94 V-2 Heat Stabilized Nylon, conforms to MIL-M-20693/ASTM D-4066 Eyelet: Aluminum, anodized in accordance with MIL-A-8625
- Color: Green

Features:
- Qualified to MS25281
- Strong and durable part design built for heavy duty cable applications
- NM-R series has a rib running around the inside of the clamp to grip bundle; NM-F series has no rib inside clamp
- NM-R eyelet is crimped to the top leg; the NM-F eyelet's legs protrude all the way through the bottom hole

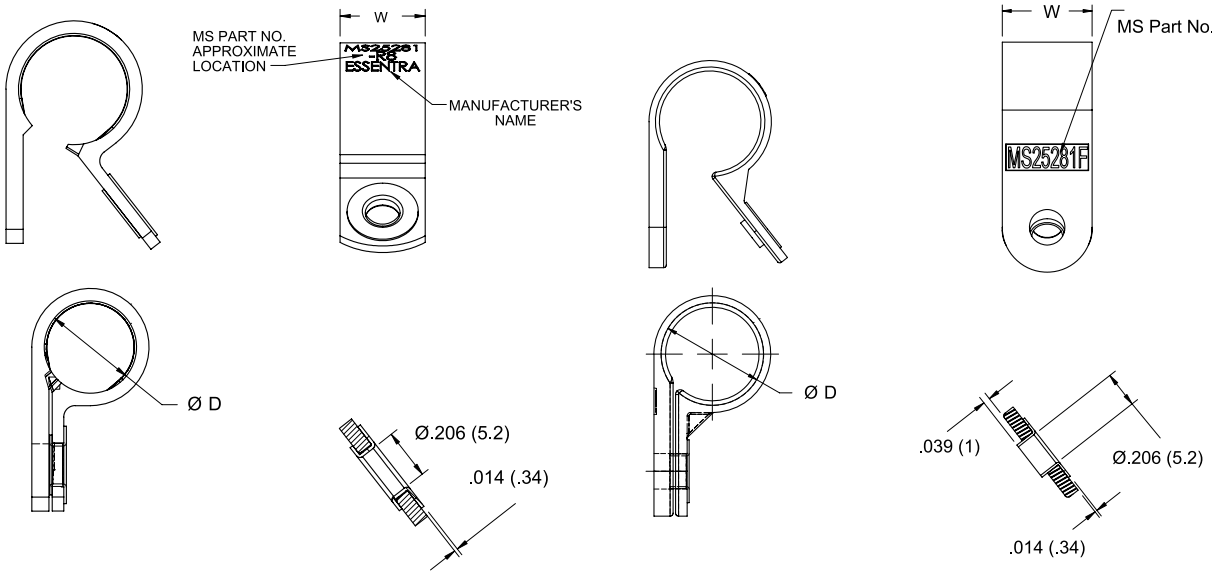

NM-R

NM-F

Item No.	MS Part Number	Ø D Holding in	Ø D Holding mm	Recommended Mounting Screw	W in	W mm	E in	E mm	Bulk Pack Qty
NM-3-R3	MS25281-R3	3/16	4.8	#10 or M5	0.503	12.8	0.485	12.3	500
NM-4-R4	MS25281-R4	1/4	6.4	#10 or M5	0.503	12.8	0.510	13.0	500
NM-5-R5	MS25281-R5	5/16	7.9	#10 or M5	0.503	12.8	0.546	13.9	500
NM-6-R6	MS25281-R6	3/8	9.5	#10 or M5	0.503	12.8	0.578	14.7	500
NM-7-R7	MS25281-R7	7/16	11.1	#10 or M5	0.503	12.8	0.608	15.4	500
NM-8-R8	MS25281-R8	1/2	12.7	#10 or M5	0.503	12.8	0.639	16.2	500
NM-9-R9	MS25281-R9	9/16	14.3	#10 or M5	0.503	12.8	0.661	16.8	500
NM-10-R10	MS25281-R10	5/8	15.9	#10 or M5	0.553	14.1	0.706	17.9	500
NM-11-R11	MS25281-R11	11/16	17.5	#10 or M5	0.553	14.1	0.785	19.9	500
NM-12-R12	MS25281-R12	3/4	19.1	#10 or M5	0.553	14.1	0.816	20.7	500
NM-13-R13	MS25281-R13	13/16	20.6	#10 or M5	0.553	14.1	0.827	21.0	500
NM-14-R14	MS25281-R14	7/8	22.2	#10 or M5	0.553	14.1	0.878	22.3	500
NM-16-R16	MS25281-R16	1	25.4	#10 or M5	0.553	14.1	0.941	23.9	500
NM-18-R18	MS25281-R18	1-1/8	28.6	#10 or M5	0.553	14.1	0.983	25.0	500
NM-20-R20	MS25281-R20	1-1/4	31.8	#10 or M5	0.553	14.1	1.006	27.1	100
NM-22-R22	MS25281-R22	1-3/8	34.9	#10 or M5	0.553	14.1	1.110	28.2	100
NM-24-R24	MS25281-R24	1-1/2	38.1	#10 or M5	0.553	14.1	1.170	29.7	100
NM-26-R26	MS25281-R26	1-5/8	41.3	#10 or M5	0.553	14.1	1.250	31.8	100
NM-28-R28	MS25281-R28	1-3/4	44.5	#10 or M5	0.553	14.1	1.300	33.0	100
NM-3-F3	MS25281-F3	3/16	4.8	#10 or M5	0.500	12.7	0.498	12.6	500
NM-4-F4	MS25281-F4	1/4	6.4	#10 or M5	0.500	12.7	0.529	13.4	500
NM-5-F5	MS25281-F5	5/16	7.9	#10 or M5	0.500	12.7	0.560	14.2	500
NM-6-F6	MS25281-F6	3/8	9.5	#10 or M5	0.500	12.7	0.592	15.0	500
NM-7-F7	MS25281-F7	7/16	11.1	#10 or M5	0.500	12.7	0.623	15.8	500
NM-8-F8	MS25281-F8	1/2	12.7	#10 or M5	0.500	12.7	0.654	16.6	500
NM-10-F10	MS25281-F10	5/8	15.9	#10 or M5	0.600	15.2	0.783	19.9	500
NM-13-F13	MS25281-F13	13/16	20.6	#10 or M5	0.600	15.2	0.877	22.3	500

N/22CC/CCL Series
Cable Clamps

LINE EXTENSION

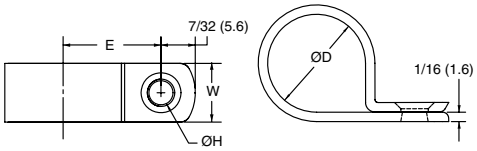

Specifications:
- Material: Nylon 6/6
- Color: See Table

Features:
- Designed to secure wires and cables in place
- Clamp down and screw clamp to chassis to secure

Item No.				Ø D Holding		Ø H Hole		W		E		Bulk Pack Qty
Natural UL94 V-2	Black UL94 V-2	Natural UL94 V-0	Approval	in	mm	in	mm	in	mm	in	mm	
• 22CC50C0687	• —	—		0.688	17.5	0.167	4.2	0.500	12.7	0.755	19.2	2000
• 22CC16A0062	• 22CC16A0062B	—		0.063	0.8	0.096	2.4	0.156	4.0	0.187	4.8	1000
N-1	N-1-BK	N-1-19	—	0.063	1.6	0.125	3.2	0.375	9.5	0.270	6.9	1000
• 22CC16A0093	• 22CC16A0093B	—		0.094	2.3	0.096	2.4	0.156	4.0	0.203	5.2	1000
• 22CC16A0125	• 22CC16A0125B	—		0.125	3.2	0.096	2.4	0.156	4.0	0.217	5.5	1000
• 22CC37B0125	• 22CC37B0125B	—		0.125	3.2	0.140	3.6	0.375	9.5	0.329	8.4	5000
• 22CC37C0125	• 22CC37C0125B	—		0.125	3.2	0.167	4.2	0.375	9.5	0.329	8.4	5000
• 22CC50C0125	• 22CC50C0125B	—		0.125	3.2	0.167	4.2	0.500	12.7	0.315	8.0	5000
N-2	N-2-BK	N-2-19	—	0.125	3.2	0.172	4.4	0.375	9.5	0.328	8.3	1000
CCL001A	—	—	—	0.125	3.2	0.188	4.8	0.377	9.6	0.374	9.5	100
• 22CC37D0125	• 22CC37D0125B	—		0.125	3.2	0.203	5.2	0.375	9.5	0.329	8.4	5000
• 22CC50D0125	• 22CC50D0125B	—		0.125	3.2	0.203	5.2	0.500	12.7	0.315	8.0	5000
N-2B	N-2B-BK	N-2B-19	—	0.125	3.2	0.204	5.2	0.500	12.7	0.328	8.3	1000
• 22CC16A0156	• 22CC16A0156B	—		0.156	4.0	0.096	2.4	0.156	4.0	0.233	5.9	1000
• 22CC16A0187	• 22CC16A0187B	—		0.188	4.8	0.096	2.4	0.156	4.0	0.250	6.4	1000
• 22CC37B0187	• 22CC37B0187B	—		0.188	4.8	0.140	3.6	0.375	9.5	0.430	10.9	5000
• 22CC37B0187E	• 22CC37B0187EB	—		0.188	4.8	0.140	3.6	0.375	9.5	0.378	9.6	5000
• 22CC37C0187	• 22CC37C0187B	—		0.188	4.8	0.167	4.2	0.375	9.5	0.430	10.9	5000
• 22CC37C0187E	• 22CC37C0187EB	—		0.188	4.8	0.167	4.2	0.375	9.5	0.378	9.6	5000
• 22CC50C0187	• 22CC50C0187B	—		0.188	4.8	0.167	4.2	0.500	12.7	0.425	10.8	4000
• 22CC37D0187	• 22CC37D0187B	—		0.188	4.8	0.203	5.2	0.375	9.5	0.430	10.9	5000
• 22CC37D0187E	• 22CC37D0187EB	—		0.188	4.8	0.203	5.2	0.375	9.5	0.378	9.6	5000
• 22CC50D0187	• 22CC50D0187B	—		0.188	4.8	0.203	5.2	0.500	12.7	0.425	10.8	4000
N-3	N-3-BK	N-3-19	—	0.188	4.7	0.172	4.4	0.375	9.5	0.391	9.9	1000
CCL002A	—	—	—	0.188	4.7	0.188	4.7	0.377	9.6	0.413	10.5	100
N-3B	N-3B-BK	N-3B-19	—	0.188	4.7	0.204	5.2	0.500	12.7	0.391	9.9	1000
• 22CC28E0250	• 22CC28E0250B	—		0.250	6.4	0.128	3.3	0.281	7.1	0.337	8.6	1000
• 22CC37B0250	• 22CC37B0250B	—		0.250	6.4	0.140	3.6	0.375	9.5	0.410	10.4	4000
• 22CC37C0250	• 22CC37C0250B	—		0.250	6.4	0.167	4.2	0.375	9.5	0.410	10.4	4000
• 22CC50C0250	• 22CC50C0250B	—		0.250	6.4	0.167	4.2	0.500	12.7	0.410	10.4	3000
N-4	N-4-BK	N-4-19	—	0.250	6.4	0.172	4.4	0.375	9.5	0.422	10.7	1000
CCL003A	—	—	—	0.250	6.4	0.181	4.6	0.393	10.0	0.394	10.0	100
• 22CC37D0250	• 22CC37D0250B	—		0.250	6.4	0.203	5.2	0.375	9.5	0.410	10.4	4000
• 22CC50D0250	• 22CC50D0250B	—		0.250	6.4	0.203	5.2	0.500	12.7	0.410	10.4	3000
N-4B	N-4B-BK	N-4B-19	—	0.250	6.4	0.204	5.2	0.500	12.7	0.422	10.7	1000
• 22CC28E0312	• 22CC28E0312B	—		0.313	7.9	0.128	3.3	0.281	7.1	0.360	9.1	1000
• 22CC37B0312	• 22CC37B0312B	—		0.313	7.9	0.140	3.6	0.375	9.5	0.495	12.6	3000
• 22CC37C0312	• 22CC37C0312B	—		0.313	7.9	0.167	4.2	0.375	9.5	0.495	12.6	3000
• 22CC50C0312	• 22CC50C0312B	—		0.313	7.9	0.167	4.2	0.500	12.7	0.500	12.7	2500
• 22CC37D0312	• 22CC37D0312B	—		0.313	7.9	0.203	5.2	0.375	9.5	0.495	12.6	3000
• 22CC50D0312	• 22CC50D0312B	—		0.313	7.9	0.203	5.2	0.500	12.7	0.500	12.7	2500
N-5	N-5-BK	N-5-19	—	0.313	7.9	0.172	4.4	0.375	9.5	0.453	11.5	1000
CCL004A	—	—	—	0.313	7.9	0.181	4.6	0.393	10.0	0.472	12.0	100
N-5B	N-5B-BK	N-5B-19	—	0.313	7.9	0.204	5.2	0.500	12.7	0.453	11.5	1000
• 22CC28E0375	• 22CC28E0375B	—		0.375	9.5	0.128	3.3	0.281	7.1	0.400	10.2	1000
• 22CC37B0375	• 22CC37B0375B	—		0.375	9.5	0.140	3.6	0.375	9.5	0.595	15.1	2500
• 22CC37C0375	• 22CC37C0375B	—		0.375	9.5	0.167	4.2	0.375	9.5	0.595	15.1	2500
• 22CC50C0375	• 22CC50C0375B	—		0.375	9.5	0.167	4.2	0.500	12.7	0.530	13.5	2000
N-6	N-6-BK	N-6-19	—	0.375	9.5	0.172	4.4	0.375	9.5	0.484	12.3	1000
CCL005A	—	—	—	0.375	9.5	0.181	4.6	0.472	12.0	0.492	12.5	100
• 22CC37D0375	• 22CC37D0375B	—		0.375	9.5	0.203	5.2	0.375	9.5	0.595	15.1	2500
• 22CC50D0375	• 22CC50D0375B	—		0.375	9.5	0.203	5.2	0.500	12.7	0.530	13.5	2000
N-6B	N-6B-BK	N-6B-19		0.375	9.5	0.204	5.2	0.500	12.7	0.484	12.3	1000
• 22CC50G0375	• 22CC50G0375B	—		0.375	9.5	0.250	6.4	0.500	12.7	0.585	14.9	2000
• 22CC37B0437	• 22CC37B0437B	—		0.438	11.1	0.140	3.6	0.375	9.5	0.574	14.6	2000
• 22CC37C0437	• 22CC37C0437B	—		0.438	11.1	0.167	4.2	0.375	9.5	0.574	14.6	2000
• 22CC50C0437	• 22CC50C0437B	—		0.438	11.1	0.167	4.2	0.500	12.7	0.560	14.2	3000
• 22CC37D0437	• 22CC37D0437B	—		0.438	11.1	0.203	5.2	0.375	9.5	0.574	14.6	2000
• 22CC50D0437	• 22CC50D0437B	—		0.438	11.1	0.203	5.2	0.500	12.7	0.560	14.2	3000
N-7	N-7-BK	N-7-19		0.438	11.1	0.172	4.4	0.375	9.5	0.531	13.5	1000
N-7B	N-7B-BK	N-7B-19		0.438	11.1	0.204	5.2	0.500	12.7	0.531	13.5	1000
• 22CC37B0500	• 22CC37B0500B	—		0.500	12.7	0.140	3.6	0.375	9.5	0.605	15.4	4000
• 22CC37C0500	• 22CC37C0500B	—		0.500	12.7	0.167	4.2	0.375	9.5	0.605	15.4	4000
• 22CC50C0500	• 22CC50C0500B	—		0.500	12.7	0.167	4.2	0.500	12.7	0.595	15.1	2500

(Continued on next page >)

CABLE CLAMPS

N/22CC/CCL Series (continued)
Cable Clamps

LINE EXTENSION

Specifications:
- Material: Nylon 6/6
- Color: See Table

Features:
- Designed to secure wires and cables in place
- Clamp down and screw clamp to chassis to secure

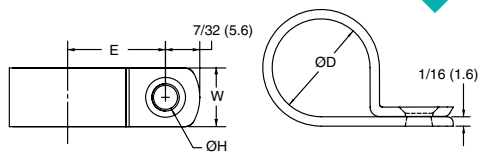

Item No.				Ø D Holding		Ø H Hole		W		E		Bulk Pack Qty
Natural UL94 V-2	Black UL94 V-2	Natural UL94 V-0	Approval	in	mm	in	mm	in	mm	in	mm	
N-8	N-8-BK	N-8-19		0.500	12.7	0.172	4.4	0.375	9.5	0.563	14.3	1000
CCL006A	—	—		0.500	12.7	0.196	5.0	0.472	12.0	0.598	15.2	100
• 22CC37D0500	• 22CC37D0500B	—		0.500	12.7	0.203	5.2	0.375	9.5	0.605	15.4	4000
• 22CC50D0500	• 22CC50D0500B	—		0.500	12.7	0.203	5.2	0.500	12.7	0.595	15.1	2500
N-8B	N-8B-BK	N-8B-19		0.500	12.7	0.204	5.2	0.500	12.7	0.563	14.3	1000
• 22CC50C0562	• 22CC50C0562B	—		0.563	14.3	0.167	4.2	0.500	12.7	0.606	15.4	2500
• 22CC37D0562	• 22CC37D0562B	—		0.563	14.3	0.203	5.2	0.375	9.5	0.606	15.4	3000
• 22CC50D0562	• 22CC50D0562B	—		0.563	14.3	0.203	5.2	0.500	12.7	0.606	15.4	2500
N-9B	N-9B-BK	N-9B-19		0.563	14.3	0.204	5.2	0.500	12.7	0.594	15.0	1000
• 22CC50C0625	• 22CC50C0625B	—		0.625	15.9	0.167	4.2	0.500	12.7	0.655	16.6	2000
CCL007A	—	—		0.625	15.9	0.181	4.6	0.472	12.0	0.717	18.8	100
• 22CC37D0625	• 22CC37D0625B	—		0.625	15.9	0.203	5.2	0.375	9.5	0.678	17.2	2500
• 22CC50D0625	• 22CC50D0625B	—		0.625	15.9	0.203	5.2	0.500	12.7	0.655	16.6	2000
N-10B	N-10B-BK	N-10B-19		0.625	15.9	0.204	5.2	0.500	12.7	0.625	15.9	1000
• 22CC50D0687	• 22CC50D0687B	—		0.688	17.5	0.203	5.2	0.500	12.7	0.755	19.2	2000
N-11B	N-11B-BK	N-11B-19		0.688	17.5	0.204	5.2	0.500	12.7	0.656	16.7	1000
• 22CC50C0750	• 22CC50C0750B	—		0.750	19.1	0.167	4.2	0.500	12.7	0.780	19.8	3500
• 22CC50D0750	• 22CC50D0750B	—		0.750	19.1	0.203	5.2	0.500	12.7	0.780	19.8	3500
N-12B	N-12B-BK	N-12B-19		0.750	19.1	0.204	5.2	0.500	12.7	0.766	19.4	1000
• 22CC87F0750	• 22CC87F0750B	—		0.750	19.1	0.387	9.8	0.875	22.2	1.000	25.4	1500
• 22CC50C0812	• 22CC50C0812B	—		0.813	20.6	0.167	4.2	0.500	12.7	0.815	20.7	3000
• 22CC50D0812	• 22CC50D0812B	—		0.813	20.6	0.203	5.2	0.500	12.7	0.815	20.7	3000
• 22CC50C0875	• 22CC50C0875B	—		0.875	22.2	0.167	4.2	0.500	12.7	0.845	21.5	2500
• 22CC50D0875	• 22CC50D0875B	—		0.875	22.2	0.203	5.2	0.500	12.7	0.845	21.5	2500
N-14B	N-14B-BK	N-14B-19		0.875	22.2	0.204	5.2	0.500	12.7	0.813	20.6	500
CCL009A	—	—		1.000	25.4	0.181	4.6	0.472	12.0	0.866	22.0	100
• 22CC50D1000	• 22CC50D1000B	—		1.000	25.4	0.203	5.2	0.500	12.7	0.910	23.1	2000
N-16B	N-16B-BK	N-16B-19		1.000	25.4	0.204	5.2	0.500	12.7	0.906	23.0	500
• 22CC87D1003	• 22CC87D1003B	—		1.031	26.2	0.203	5.2	0.875	22.2	1.125	28.6	1000
• 22CC87F1003	• 22CC87F1003B	—		1.031	26.2	0.387	9.8	0.875	22.2	1.125	28.6	1000
CCL010A	—	—		1.062	27.0	0.181	4.6	0.472	12.0	0.945	24.0	100
• 22CC50D1125	• 22CC50D1125B	—		1.125	28.6	0.203	5.2	0.500	12.7	0.970	24.6	1500
N-18B	N-18B-BK	N-18B-19		1.125	28.6	0.204	5.2	0.500	12.7	0.969	24.6	500
• 22CC50D1187	• 22CC50D1187B	—		1.188	30.2	0.203	5.2	0.500	12.7	1.000	25.4	1500
CCL011A	—	—		1.250	31.8	0.181	4.6	0.472	12.0	1.031	26.2	100
• 22CC50D1250	• 22CC50D1250B	—		1.250	31.8	0.203	5.2	0.500	12.7	1.060	26.9	1250
• 22CC50D1375	• 22CC50D1375B	—		1.375	34.9	0.203	5.2	0.500	12.7	1.125	28.6	1250
CCL012A	—	—		1.446	36.7	0.181	4.6	0.472	12.0	1.181	30.0	100
• 22CC50D1500	• 22CC50D1500B	—		1.500	38.1	0.203	5.2	0.500	12.7	1.190	30.2	1000

NB-3 Series
Adjustable Cable Clamps

Specifications:
- Material: UL94 V-2 Nylon 6/6
- Color: See Table

Features:
- Adjustable design allows you to bundle multiple diameters of wires and cables while securing in place

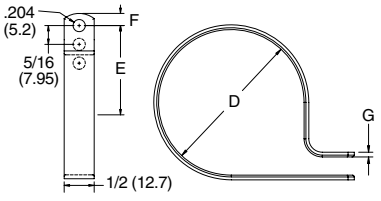

Item No.		Ø D Holding						E Ref.		F		G		Bulk Pack Qty
		Inside Hole		Center Hole		Outside Hole								
Natural	Black	in	mm	in	mm	in	mm	in	mm	in	mm	in	mm	
N-20B	N-20B-BK	1	25.4	1-1/8	28.6	1.2	30.2	0.906	23.0	0.219	5.6	0.063	1.6	500
N-24B	N-24B-BK	1-1/4	31.8	1-3/8	34.9	1.47	37.3	1.031	26.2	0.219	5.6	0.063	1.6	500
N-32B	N-32B-BK	1-3/4	44.5	1-7/8	47.6	2.0	50.8	1.453	36.9	0.203	5.2	0.065	1.7	500

22HDCC Series
Heavy Duty Cable Clips

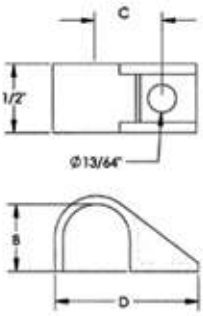

Specifications:
- Material: UL94 V-2 Nylon 6/6
- Color: Natural

Features:
- Secure, insulate and route cable, wiring, tubing, piping and fiber optics
- Tough, durable, corrosion and chemical resistant
- Perfect for applications in electronics, automotive, aircraft and many other industries

Item No.	Ø Holding		B		C		D		Bulk Pack Qty
	in	mm	in	mm	in	mm	in	mm	
22HDCC1250	0.125	3.2	0.115	2.9	0.307	7.8	0.675	17.1	500
22HDCC1720	0.188	4.8	0.172	4.4	0.328	8.3	0.732	18.6	500
22HDCC2340	0.250	6.4	0.234	6.0	0.366	9.3	0.793	20.1	500
22HDCC2970	0.313	7.9	0.297	7.5	0.400	10.2	0.859	21.8	500
22HDCC3590	0.375	9.5	0.359	9.1	0.430	10.9	0.910	23.1	1000
22HDCC4220	0.438	11.1	0.422	10.7	0.460	11.7	0.980	24.9	1000
22HDCC4840	0.500	12.7	0.484	12.3	0.492	12.5	1.044	26.5	1000

CCA Series
Adhesive Mount Cable Clamps

Specifications:
- Material: UL94 V-2 Nylon 6/6
- Color: Black

Features:
- Fixed diameter clamp range
- Can be mounted with adhesive tape backing or via screw mounting hole

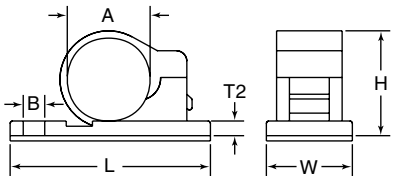

Item No.	Ø A Holding		Ø B Hole		T2		L		W		H		Bulk Pack Qty
	in	mm	in	mm	in	mm	in	mm	in	mm	in	mm	
CCA001A	0.22	5.5	0.197	5.0	0.118	3.0	1.02	25.8	0.53	13.4	0.48	12.2	100
CCA002A	0.30	7.5	0.197	5.0	0.126	3.2	1.13	28.8	0.53	13.4	0.57	14.5	100
CCA003A	0.47	12.0	0.209	5.3	0.118	3.0	1.37	34.8	0.65	16.5	0.73	18.5	100
CCA004A	0.55	14.0	0.197	5.0	0.126	3.2	1.44	36.5	0.65	16.4	0.77	19.5	100
CCA005A	0.59	15.0	0.197	5.0	0.106	2.7	1.50	38.2	0.63	16.0	0.80	20.3	100
CCA006A	0.67	17.0	0.189	4.8	0.122	3.1	1.63	41.3	0.61	15.6	0.98	25.0	100

PLASTIC FASTENERS

See pages 117 - 225

800 847 0486
www.essentracomponents.com

CABLE CLAMPS

AKKL/22AAWC Series
Adhesive Mount Adjustable Clamps

LINE EXTENSION

Specifications:
- Material: Nylon 6/6
- Color: See Table

Features:
- Available in High Bond Rubber Adhesive
- Locks securely and easily, reopens for routing changes
- Ratcheting clip holds bundle securely in place
- Good for high vibration applications; once closed the clip will not open until tab is released

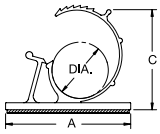

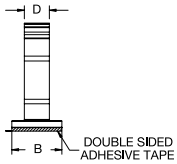

Item No.				Bundle Range		A		B		C Ref.		D		Bulk Pack Qty
Acrylic Adhesive UL94 V-2		Acrylic Adhesive UL94 V-0	High Bond Rubber Adhesive UL94 V-2											
Natural	Black			in	mm	in	mm	in	mm	in	mm	in	mm	
AKKL-2140A-RT	—	AKKL-2140A-19	—	0.215 - 0.258	5.5 - 6.5	0.850	21.6	0.650	16.5	0.708	18.0	0.390	10.0	100
AKKL-3140A-RT	—	AKKL-3140A-19	AKKL-3140-DHB	0.312 - 0.406	7.9 - 10.3	1.000	25.4	0.750	19.1	0.866	22.0	0.400	10.2	100
—	• 22AAWC310400	—	—	0.311 - 0.390	7.9 - 9.9	1.000	25.4	0.750	19.1	—	—	0.390	9.9	1000
—	• 22AAWC390490	—	—	0.390 - 0.485	9.9 - 12.3	1.281	32.5	0.750	19.1	—	—	0.406	10.3	1000
AKKL-4756A-RT	—	AKKL-4756A-19	AKKL-4756-DHB	0.469 - 0.562	11.9 - 14.3	1.250	31.8	0.750	19.1	1.090	27.7	0.400	10.2	100
—	• 22AAWC500600	—	—	0.445 - 0.560	11.3 - 14.2	1.455	36.7	0.750	19.1	—	—	0.468	11.9	1500
AKKL-5775A-RT	—	AKKL-5775A-19	AKKL-5775-DHB	0.578 - 0.750	14.7 - 19.1	1.500	38.1	0.750	19.1	1.250	31.8	0.500	12.7	100
—	• 22AAWC650790	—	—	0.620 - 0.765	15.8 - 19.4	1.660	42.2	1.000	25.4	—	—	0.500	12.7	1500
—	• 22AAWC830930	—	—	0.755 - 0.935	19.2 - 23.6	1.750	44.5	1.000	25.4	—	—	0.500	12.7	1500
AKKL-8710A-RT	—	AKKL-8710A-19	—	0.875 - 1.000	22.2 - 25.4	2.000	50.8	1.000	25.4	1.750	44.5	0.500	12.7	100
AKKL-10112A-RT	—	AKKL-10112A-19	—	1.000 - 1.250	25.4 - 31.7	2.500	63.5	1.000	25.4	2.000	50.8	0.500	12.7	100

AKKSL Series
Side Lock Adhesive Mount Adjustable Clamps



Specifications:
- Material: UL94 V-2 Nylon 6/6
- Color: Natural

Features:
- Side locks on top of clamp prevent clip from sliding open
- Ratcheting clip holds bundle securely in place

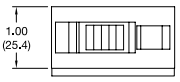

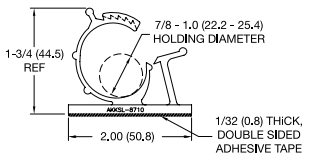

Item No.	Approval	Bulk Pack Qty
AKKSL-8710A-RT		100

CLC Series
Stock Adhesive Mount Adjustable Clamps

NEW

Specifications:
- Material: UL94 V-2 Nylon 6/6
- Color: Natural

Features:
- Tension bar grips the cable into place
- Can be reopened for removal or routing changes
- Easily installed with adhesive base
- Low profile where space is an issue

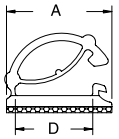

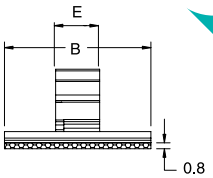

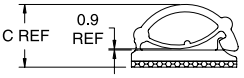

Item No.	A		B		C		D		E		Bulk Pack Qty
	in	mm	in	mm	in	mm	in	mm	in	mm	
CLC-1A	0.39	10.0	0.47	12.0	0.2	5.1	0.24	6.0	0.24	6	500
CLC-2A	0.55	14.1	0.77	19.6	0.33	8.4	0.41	10.4	0.23	5.9	500

22CAW Series
Releasable Contor Clips

NEW

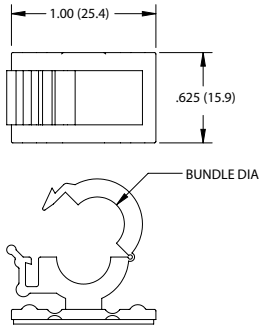

Specifications:
- Material: UL94 V-2 Nylon 6/6
- Color: Natural

Features:
- Available with 3M Very High Bond (VHB) tape
- Flexible base allows for clip to be used on cylindrical surfaces such as pipes or tubing
- Releasable clip design allows for easy removal of wires after assembly
- Quick, easy installation
- Resistant to corrosion, vibration and abrasion

Item No.	Adhesive	Ø Bundle		L		W		C		Bulk Pack Qty
		in	mm	in	mm	in	mm	in	mm	
22CAWC00375	Standard	0.375	9.5	1.000	25.4	0.625	15.9	0.375	9.5	1000
22CAWC00375VHB	VHB	0.375	9.5	1.000	25.4	0.625	15.9	0.375	9.5	1000

PAKKL Series
Snap In Adjustable Clips

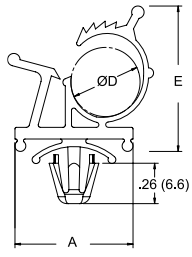

Figure 1

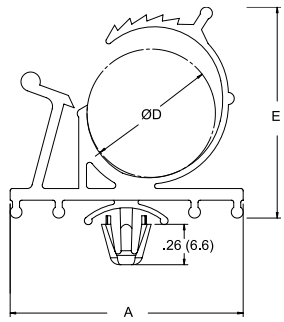

Figure 2

Specifications:
- Material: Nylon 6/6
- Color: Natural

Features:
- Gathers and routes cables and wires
- Adjusts to diameter needed to bundle
- Push mount design allows for fast installation

Item No.			Ø D Bundle Range		Ø Mounting Hole		Panel Thickness		A		E Ref.		Depth		Bulk Pack Qty
UL94 V-2	UL94 V-0	Figure	in	mm	in	mm	in	mm	in	mm	in	mm	in	mm	
PAKKL-3140-01	**PAKKL-3140-19**	1	0.310 - 0.400	7.9 - 10.2	0.250	6.4	0.030 - 0.060	0.8 - 1.5	0.75	19.1	0.94	23.8	0.350	8.9	100
PAKKL-4756-01	**PAKKL-4756-19**	1	0.469 - 0.563	11.9 - 14.3	0.250	6.4	0.030 - 0.060	0.8 - 1.5	1.24	31.5	1.17	29.8	0.620	15.7	100
PAKKL-5775-01	**PAKKL-5775-19**	2	0.578 - 0.750	14.7 - 19.1	0.250	6.4	0.030 - 0.060	0.8 - 1.5	1.50	38.1	1.36	34.5	0.750	19.1	100

PKKL/22SEAPM Series
Plug In Locking Clamps

LINE EXTENSION

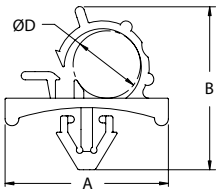

Specifications:
- Material: UL94 V-2 Nylon 6/6
- Color: Natural

Features:
- Part can be opened and closed multiple times for adding or removing wires
- Large contoured base assures stable mounting

Item No.	A		B		Ø D Holding		Ø Mounting Hole		Panel Thickness		Depth		Bulk Pack Qty
	in	mm	in	mm	in	mm	in	mm	in	mm	in	mm	
PKKL-3	1.020	25.9	0.921	23.4	0.374	9.5	0.256	6.5	0.031 - 0.062	0.8 - 1.6	0.67	17.0	200
PKKL-3S	0.830	21.1	0.828	21.0	0.307	7.8	0.256	6.5	0.031 - 0.062	0.8 - 1.6	0.75	19.1	200
PKKL-4	1.19	30.3	1.260	32.0	0.532	13.5	0.256	6.5	0.031 - 0.062	0.8 - 1.6	0.76	19.4	100
• **22SEAPM250750**	1.365	34.7	0.870	22.1	0.750	19.1	0.250	6.350	0.020 - 0.070	0.5-1.8	0.87	22.1	1000

CABLE CLIPS & CLAMPS

CCP/CCA Series
Push Mount & Adhesive Clamps

Specifications:
- Material: UL94 V-2 Nylon 6/6
- Color: Gray

Features:
- Two-stage lock design to accommodate different cable sizes in a single clamp
- Easy to reopen with thumb tab release
- Available in two styles: CCP for push mount into pre-drilled hole and CCA with a self adhesive backing

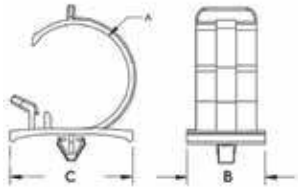

CCP Push Mount

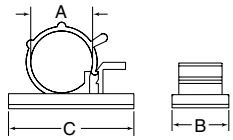

CCA Adhesive

Item No.		Ø A Bundle		Ø Mounting Hole		Panel Thickness		B		C		Bulk Pack Qty
Push Mount	Adhesive	in	mm	in	mm	in	mm	in	mm	in	mm	
CCP001A	CCA007A	0.230 - 0.280	6.0 - 7.0	0.189	4.8	0.070 - 0.110	1.8 - 2.8	0.787	20.0	0.984	25.0	100
CCP002A	CCA008A	0.280 - 0.310	7.0 - 8.0	0.189	4.8	0.070 - 0.111	1.8 - 2.8	0.787	20.0	0.984	25.0	100
CCP003A	CCA009A	0.350 - 0.390	9.0 - 10.0	0.189	4.8	0.070 - 0.112	1.8 - 2.8	0.965	24.5	1.181	30.0	100
CCP004A	CCA010A	0.470 - 0.550	12.0 - 14.0	0.189	4.8	0.070 - 0.113	1.8 - 2.8	0.965	24.5	1.181	30.0	100
CCP005A	CCA011A	0.620 - 0.710	16.0 - 18.0	0.189	4.8	0.070 - 0.114	1.8 - 2.8	0.965	24.5	1.181	30.0	100

23RCFB035C Series
Releasable Clamps on Fin Base

Specifications:
- Material: UL94 V-2 Nylon 6/6
- Color: Natural

Features:
- Wires can easily be removed or added to the clip
- Can be used in a variety of panel thicknesses and materials
- An internal rib spanning the diameter of the clamp provides a tight grip

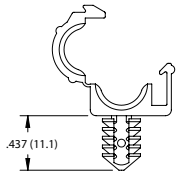

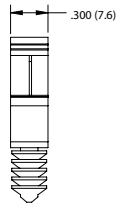

NEW

Item No.		Ø Mounting Hole		Panel Thickness		Ø Bundle		Bulk Pack Qty
Natural	Black	in	mm	in	mm	in	mm	
23RCFB035C	23RCFB035CB	0.265	6.5	0.020 - 0.203	0.5 - 5.2	0.350	8.9	1000

WAC Series
Webbed Adjustable Clips

Specifications:
- Material: UL94 V-2 Nylon 6/6
- Color: Natural

Features:
- Locks securely and easily; reopens for routing changes
- Adjustable, ratcheting clip holds bundle securely in place
- Spring in the top of the clamp adds additional tension to grip the bundle
- Finger grip eases installation
- Cupped base adds stability to the mounting and covers the hole completely

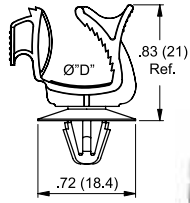

Figure 1

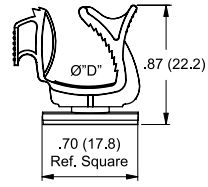

Figure 2

Item No.	Figure	Ø D Bundle Range		Ø Mounting Hole		Panel Thickness		Bulk Pack Qty
		in	mm	in	mm	in	mm	
WAC1-01	1	0.12 - 0.34	3.0 - 8.5	0.157 - 0.189	4.0 - 4.8	0.019 - 0.063	0.5 - 1.6	1000
WAC2-01	1	0.12 - 0.34	3.0 - 8.5	0.236 - 0.267	6.0 - 6.8	0.019 - 0.098	0.5 - 2.5	1000
WAC3-01A4-RT	2	0.12 - 0.34	3.0 - 8.5	Adhesive	Adhesive	Adhesive	Adhesive	1000

HLCC Series
Hinged Locking Clamps

Specifications:
- Material: UL94 V-2 Heat Stabilized Nylon 6/6
- Color: Black

Features:
- Securely holds corrugated/convoluted tubing or other bundles
- An internal rib spanning the diameter of the clamp provides a tight grip
- Releasable latch convenient for maintenance
- Fir-tree mount accommodates a large range of panel thicknesses

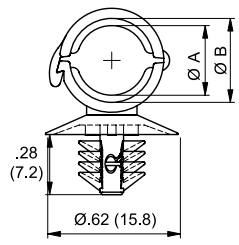

Item No.	Recommended Corrugated Tube Size ID		Recommended Corrugated Tube Size OD		Ø Mounting Hole		Panel Thickness		Ø A Ref.		Ø B Ref.		Bulk Pack Qty
	in	mm	in	mm	in	mm	in	mm	in	mm	in	mm	
HLCC-1BK	0.20	5.0	0.28	7.1	0.26 - 0.28	6.5 - 7.0	0.03 - 0.12	0.8 - 3.0	0.23	5.8	0.28	7.2	1000
HLCC-2BK	0.27	6.9	0.39	9.9	0.26 - 0.28	6.5 - 7.0	0.03 - 0.12	0.8 - 3.0	0.33	8.3	0.39	10.0	1000

KKR Series
Adhesive Mount Clamps

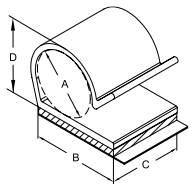



Specifications:
- Material: UL94 V-0 PVC
- Color: Gray

Item No.	Ø A Bundle		Max Capacity D		B		C		Bulk Pack Qty
	in	mm	in	mm	in	mm	in	mm	
KKR-5A1-RT	0.521	13.2	0.680	17.3	0.750	19.1	0.625	15.9	500

KKL Series
Adhesive Mount Locking Clamps

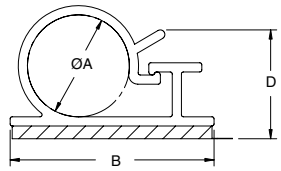

Specifications:
- Material: UL94 V-0 PVC
- Color: Gray

Features:
- Gathers, routes, and locks cables and wires
- Can be opened and closed multiple times for addition or removal of cables

Item No.	Ø A Bundle		B		Depth		D at Max Bundle Ref.		Bulk Pack Qty
	in	mm	in	mm	in	mm	in	mm	
KKL-4-RT	1/4	6.4	0.750	19.1	0.750	19.1	0.38	9.6	500
KKL-8-RT	1/2	12.7	1.000	25.4	1.000	25.4	0.69	17.4	100
KKL-12-RT	3/4	19.1	1.000	25.4	1.000	25.4	0.92	23.5	100

KKD/KKDL Series
Adhesive Mount Clamps

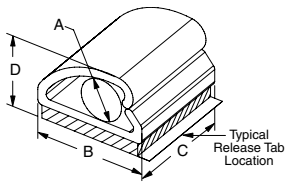

Figure 1

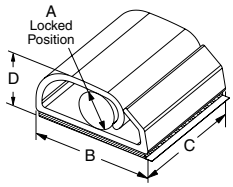

Figure 2

Specifications:
- Material: UL94 V-0 PVC
- Color: Gray

Item No.	Figure	Ø A Bundle		B		C		D at Max Bundle Ref.		Bulk Pack Qty
		in	mm	in	mm	in	mm	in	mm	
KKDL-4-RT	2	0.125	3.2	0.50	12.7	0.500	12.7	0.28	7.1	500
KKDL-8-RT	2	0.219	5.6	0.75	19.1	0.750	19.1	0.43	10.9	100
KKD-4-RT	1	0.250	6.4	0.50	12.7	0.500	12.7	0.40	10.2	500
KKD-8-RT	1	0.500	12.7	0.75	19.1	0.750	19.1	0.73	18.5	100
KKD-12-RT	1	0.750	19.1	1.13	28.6	1.000	25.4	1.02	25.9	100
KKD-16-RT	1	1.000	25.4	1.50	38.1	1.250	31.8	1.30	33.0	100

KKJ Series
Adhesive Mount Clamps

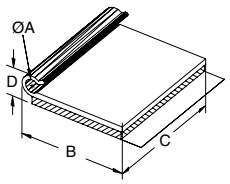



Specifications:
- Material: UL94 V-0 PVC
- Color: Gray

Item No.	Ø A Bundle		B		C		D at Max Bundle Ref.		Bulk Pack Qty
	in	mm	in	mm	in	mm	in	mm	
KKJ-2-RT	1/8	3.2	0.843	21.4	1.00	25.4	1/4	6.4	1000
KKJ-3-RT	3/16	4.8	0.875	22.2	1.25	31.8	5/16	7.9	1000
KKJ-4-RT	1/4	6.4	0.906	23.0	1.50	38.1	13/32	10.3	1000
KKJ-5-RT	5/16	7.9	1.219	31.0	1.75	44.5	7/16	11.1	1000
KKJ-6-RT	3/8	9.5	1.281	32.5	2.00	50.8	17/32	13.5	1000

MKKJ Series
Mini Adhesive Mount Clamps

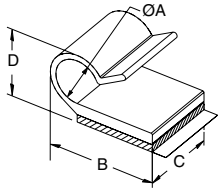



Specifications:
- Material: UL94 V-0 PVC
- Color: Clear

Features:
- Clear color hides clamp

Item No.	Ø A Bundle		B		C		D at Max Bundle Ref		Bulk Pack Qty
	in	mm	in	mm	in	mm	in	mm	
MKKJ-2-RT	0.125	3.2	0.437	11.1	0.375	9.5	0.234	6.0	1000
MKKJ-3-RT	0.187	4.8	0.625	15.9	0.437	11.1	0.328	8.3	1000
MKKJ-4-RT	0.250	6.4	0.656	16.7	0.500	12.7	0.406	10.3	1000
MKKJ-5-RT	0.312	7.9	0.812	20.6	0.562	14.3	0.484	12.3	1000
MKKJ-6-RT	0.375	9.5	0.875	22.2	0.625	15.9	0.562	14.3	1000

CABLE CLIPS & CLAMPS

Adhesive Mount Clamps

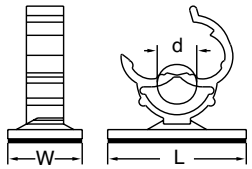

Specifications:
- Material: UL94 V-2 Nylon 6/6
- Color: Natural

Features:
- Strong adhesion for quick and easy installation
- One size fits a range of cable diameters

Item No.	Ø Holding Capacity d		W		L		Bulk Pack Qty
	in	mm	in	mm	in	mm	
460317	0.441	11.2	0.630	16.0	1.173	29.8	1000

22CAWC Series
Adhesive Mount Contour Clips

NEW

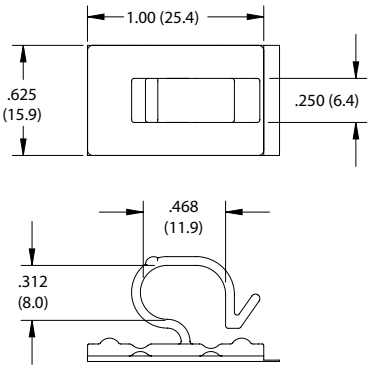

Specifications:
- Material: UL94 V-2 Nylon 6/6
- Color: Natural

Features:
- Available with 3M Very High Bond (VHB) tape
- Flexible base allows for clip to be used on cylindrical surfaces such as pipes or tubing
- Quick, easy installation
- Resistant to corrosion, vibration and abrasion

Item No.	Adhesive	Bulk Pack Qty
22CAWC00440TAB	Standard	1000
22CAWC00440VHB	VHB	1000

KKF Series
Adhesive Mount Clamps

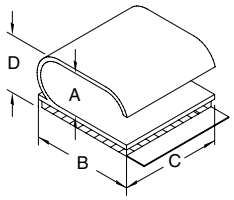

Specifications:
- Material: UL94 V-0 PVC
- Color: Gray

Features:
- Can hold three wire leads (such as air conditioning leads)

Item No.	Holding Capacity A		B		C		Max Capacity D		Bulk Pack Qty
	in	mm	in	mm	in	mm	in	mm	
KKF-10X4-RT	0.20 x 0.56	5.1 x 14.3	0.750	19.1	0.750	19.1	0.36	9.1	100

KKC Series
Adhesive Mount Clamps

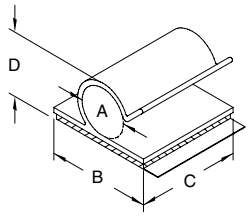

Specifications:
- Material: UL94 V-0 PVC
- Color: Gray

Features:
- For securely clamping cable or tubing

Item No.	Ø Holding Capacity A		B		C		D		Bulk Pack Qty
	in	mm	in	mm	in	mm	in	mm	
KKC-2-RT	1/8	3.2	0.750	19.1	0.750	19.1	0.31	7.9	500
KKC-3-RT	3/16	4.8	0.750	19.1	0.750	19.1	0.33	8.4	500
KKC-4-RT	1/4	6.4	0.750	19.1	0.750	19.1	0.42	10.7	500
KKC-5-RT	5/16	7.9	0.750	19.1	0.750	19.1	0.48	12.2	500
KKC-6-RT	3/8	9.5	0.750	19.1	0.750	19.1	0.60	15.2	500
KKC-8-RT	1/2	12.7	1.000	25.4	1.000	25.4	0.69	17.5	100
KKC-12-RT	3/4	19.1	1.000	25.4	1.000	25.4	0.94	23.9	100

UC/HUC Series
Adhesive Mount U Clamps

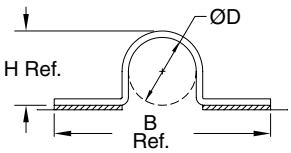

Figure 1

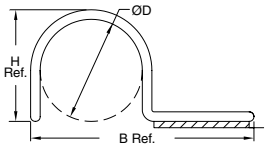

Figure 2



Specifications:
- Material: UL94 V-0 PVC
- Color: Black

Item No.	Figure	Ø D Holding Capacity in	Ø D Holding Capacity mm	B Ref. in	B Ref. mm	H Ref. in	H Ref. mm	Depth in	Depth mm	Bulk Pack Qty
UC-2-RT	1	1/8	3.2	1.219	30.9	0.172	4.4	0.625	15.9	1000
HUC-2-RT	2	1/8	3.2	0.718	18.3	0.172	4.4	0.625	15.9	1000
UC-4-RT	1	1/4	6.4	1.344	34.1	0.297	7.5	0.625	15.9	1000
HUC-4-RT	2	1/4	6.4	1.343	34.1	0.297	7.5	0.625	15.9	1000
UC-6-RT	1	3/8	9.5	1.469	37.3	0.422	10.7	0.625	15.9	1000
UC-8-RT	1	1/2	12.7	1.594	40.4	0.547	13.9	0.625	15.9	1000

22SPC Series
Adhesive Mount U Clips

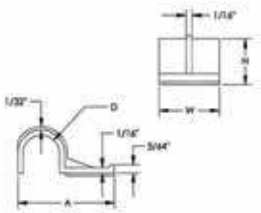

NEW

Specifications:
- Material: UL94 V-2 Nylon 6/6
- Color: Natural

Features:
- Fast, easy, convenient way to install wires and cable to almost any surface
- Great for use in areas where space is limited
- Corrosion, vibration and abrasion resistant

Item No.	Ø D Bundle in	Ø D Bundle mm	A in	A mm	H in	H mm	W in	W mm	Bulk Pack Qty
22SPC13037	0.125	3.2	0.493	12.5	0.217	5.5	0.375	9.5	1000
22SPC20000	0.203	5.2	0.808	20.5	0.289	7.3	0.500	12.7	1000
22SPC25550	0.250	6.4	0.865	22.0	0.343	8.7	0.500	12.7	1000
22SPC38562	0.375	9.5	1.000	25.4	0.475	12.1	0.625	15.9	1000
22SPC50575	0.500	12.7	1.125	28.6	0.593	15.1	0.750	19.1	50

22DPC Series
Double Adhesice Backed Cable Clips

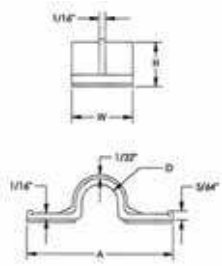

NEW

Specifications:
- Material: UL94 V-2 Nylon 6/6
- Color: Natural

Features:
- Fast, easy, convenient way to install wires and cable to almost any surface
- Double clip design allows for greater shear loads and holding power
- Corrosion, vibration and abrasion resistant

Item No.	Ø D Bundle in	Ø D Bundle mm	A in	A mm	H in	H mm	W in	W mm	Bulk Pack Qty
22DPC13037	0.125	3.2	0.760	19.3	0.216	5.5	0.375	9.5	100
22DPC15637	0.156	4.0	1.281	32.5	0.248	6.3	0.375	9.5	100
22DPC25550	0.250	6.4	1.380	35.1	0.326	8.3	0.500	12.7	1000
22DPC38062	0.375	9.5	1.505	38.2	0.455	11.6	0.625	15.9	500
22DPC50575	0.500	12.7	1.600	40.6	0.580	14.7	0.750	19.1	500

22DSC Series
Double Screw Clips

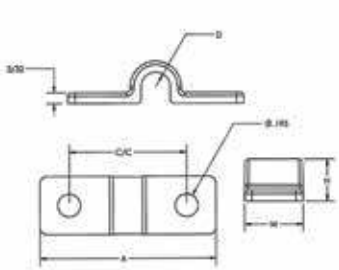

NEW

Specifications:
- Material: UL94 V-2 Nylon 6/6
- Color: Natural

Features:
- Resistant to corrosion, vibration and abrasion
- Holds wires or cables securely in place

Item No.	Ø D Bundle in	Ø D Bundle mm	A in	A mm	W in	W mm	H in	H mm	C/C in	C/C mm	Bulk Pack Qty
22DSC500250	0.250	6.4	1.500	38.1	0.500	12.7	0.359	9.1	1.000	25.4	1000

CABLE CLIPS & CLAMPS

KKU Series
Adhesive Mount Clamps

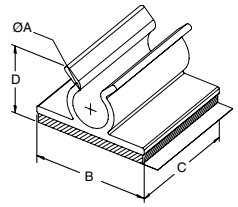

Specifications:
- Material: UL94 V-0 PVC
- Color: Gray

Features:
- To hold wires, cords, or cables in place

Item No.	Ø A Bundle		B		C		D Ref.		Bulk Pack Qty
	in	mm	in	mm	in	mm	in	mm	
KKU-2-RT	1/8	3.2	0.750	19.1	0.750	19.1	0.281	7.1	500
KKU-4-RT	1/4	6.4	0.750	19.1	0.750	19.1	0.468	11.9	500
KKU-6-RT	3/8	9.5	0.750	19.1	0.750	19.1	0.593	15.1	500
KKU-8-RT	1/2	12.7	1.000	25.4	1.000	25.4	0.687	17.5	100
KKU-9-RT	9/16	14.3	1.000	25.4	1.000	25.4	0.750	19.1	100
KKU-12-RT	3/4	19.1	1.000	25.4	1.000	25.4	0.906	23.0	100

22AWC Series
Releasable Adhesive Backed Wire Clips

NEW

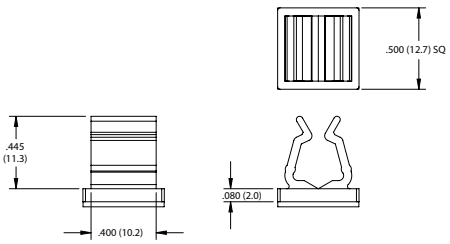

Specifications:
- Material: UL94 V-2 Nylon 6/6
- Color: Natural

Features:
- Quick and easy installation
- Releasable clilp, wires can be removed after assembly if desired

Item No.	Bulk Pack Qty
22AWC00312	1000

WCK/MWCK/22AWC Series
Adhesive Mount Clips

LINE EXTENSION

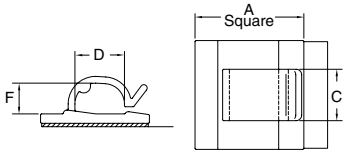

Figure 1

Specifications:
- Material: UL94 V-2 Nylon 6/6
- Color: Natural

Features:
- To hold wires, cords, or cables in place

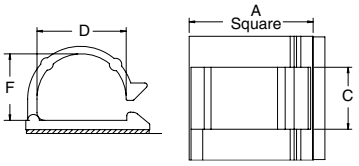

Figure 2

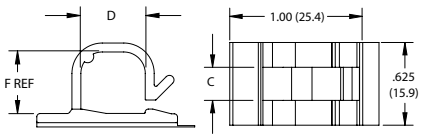

Figure 3

	Item No.	Figure	Approval	A		C		D		F		Bulk Pack Qty
				in	mm	in	mm	in	mm	in	mm	
	WCK-180-01A-RT	1	UL	0.630	16.0	0.310	7.9	0.340	8.6	0.160	4.0	1000
	WCK-280-01A4-RT	1	—	0.750	19.0	0.390	10.0	0.263	6.7	0.220	5.7	1000
•	22AWC00375	1	—	0.750	19.0	0.375	9.5	0.460	11.7	0.310	7.9	1000
	WCK-460-01A-RT	1	UL	0.990	25.1	0.470	11.9	0.450	11.4	0.280	7.1	1000
	MWCK-460-01A4	2	—	0.750	19.0	0.470	11.9	0.450	11.4	0.280	7.1	1000
•	22AWC00440	3	—	1.000	25.4	0.250	6.4	0.460	11.7	0.440	11.2	1000
•	22AWC00281	1	—	1.000	25.4	0.500	12.7	0.460	11.7	0.280	7.1	500
	WCK-720-01A-RT	2	—	1.000	25.4	0.500	12.7	0.720	18.3	0.540	13.6	1000
•	22AWC00580	2	—	1.000	25.4	0.500	12.7	0.720	18.3	0.578	14.7	250

WCA/22AWC Series
Adhesive Mount Clips

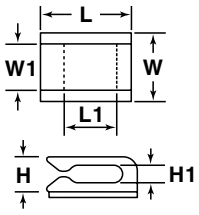

Figure 1

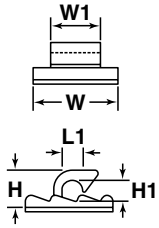

Figure 2

LINE EXTENSION

Specifications:
- Material: UL94 V-2 Nylon 6/6
- Color: Natural

Features:
- Designed to support lightweight wire bundles when properly applied on any clean, smooth, grease-free surface

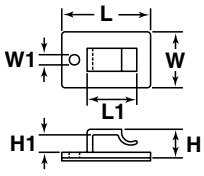

Figure 3

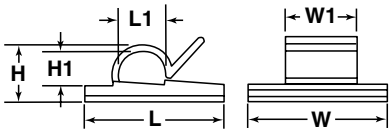

Figure 4

Item No.	Figure	L		L1		W		W1		H		H1		Bulk Pack Qty
		in	mm	in	mm	in	mm	in	mm	in	mm	in	mm	
• 22AWCF328110	1	0.500	12.7	0.328	8.3	0.375	9.5	0.270	6.9	0.190	4.8	0.110	2.8	1000
• 22AWC00125	4	0.516	13.1	0.125	3.2	0.469	11.9	0.200	5.1	0.200	5.1	0.125	3.2	1000
• 22AWC00187	2	0.656	16.7	0.188	4.8	0.656	16.7	0.375	9.5	0.266	6.7	0.188	4.8	500
WCA004A	3	1.060	27.0	0.580	14.8	0.670	17.0	0.120	3.1	0.340	8.7	0.220	5.5	100
WCA005A	4	0.750	19.0	0.230	5.9	0.750	19.0	0.390	10.0	0.280	7.2	0.190	4.9	100

UMB Series
Universal Rubber Clamps



Specifications:
- Material: Neoprene Rubber, 50 Shore A
- Color: Black

Features:
- Flexible, serrated buckle style clamp provides a tight grip to the bundle
- Large, ribbed base gives the cables extra surface area which provides some strain relief
- Two mounting styles available: #10 screw or adhesive

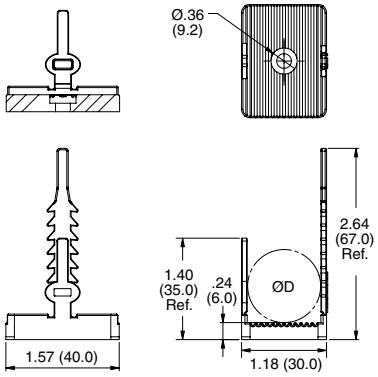

Item No.	Mounting Method	D Approx. Max Cable Ø Bundle		Bulk Pack Qty
		in	mm	
UMB-1	#10 or M5 Screw	0.79	20.0	200
UMB-1A-RT	Adhesive	0.79	20.0	200

WM Series
Adhesive Mount Wire Mounts

Specifications:
- Material: UL94 V-2 Nylon 6/6
- Color: Black

Features:
- Mounted over wires to hold them in place
- Quick, secure mounting

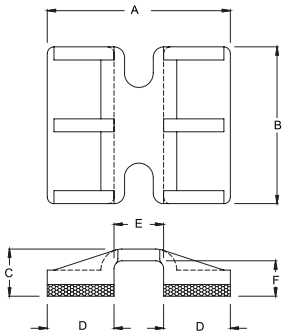

Figure 1

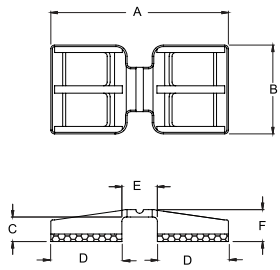

Figure 2

Item No.	Figure	E		F		A		B		C		D		Bulk Pack Qty
		in	mm	in	mm	in	mm	in	mm	in	mm	in	mm	
WM-1A	1	0.150	3.8	0.102	2.6	0.551	14.0	0.472	12.0	0.138	3.5	0.201	5.1	1000
WM-2A	1	0.189	4.8	0.102	2.6	0.945	24.0	0.472	12.0	0.142	3.6	0.378	9.6	500
WM-3A	1	0.189	4.8	0.102	2.6	0.787	20.0	0.472	12.0	0.142	3.6	0.299	7.6	500
WM-4A	1	0.205	5.2	0.110	2.8	0.945	24.0	0.472	12.0	0.150	3.8	0.370	9.4	500
WM-5A	2	0.189	4.8	0.102	2.6	0.945	24.0	0.472	12.0	0.142	3.6	0.378	9.6	500
WM-6A	2	0.189	4.8	0.122	3.1	0.945	24.0	0.472	12.0	0.161	4.1	0.378	9.6	500
WM-7A	2	0.205	5.2	0.122	3.1	0.945	24.0	0.472	12.0	0.161	4.1	0.370	9.4	500

CABLE CLAMPS

HURC/DHURC/HURCBH/HURCS/DHURCS Series
U Clamps

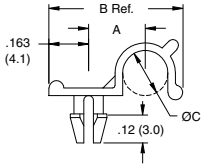

Figure 1

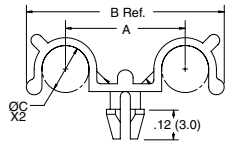

Figure 2

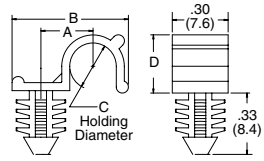

Figure 3

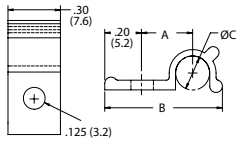

Figure 4

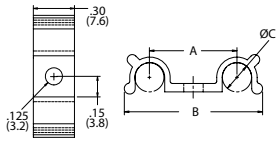

Figure 5

Specifications:
- Material: UL94 V-2 Nylon 6/6
- Color: Natural

Item No.	Figure	Ø C Bundle in	Ø C Bundle mm	Ø Mounting Hole in	Ø Mounting Hole mm	Approval	A in	A mm	B Ref. in	B Ref. mm	Panel Thickness in	Panel Thickness mm	Bulk Pack Qty
HURC-2-01	1	0.125	3.2	0.125	3.2	ᵁᴸ	0.20	5.1	0.49	12.4	0.062	1.6	1000
HURC-3-01	1	0.187	4.8	0.125	3.2	ᵁᴸ	0.24	6.1	0.56	14.2	0.062	1.6	1000
HURC-4-01	1	0.250	6.4	0.125	3.2	ᵁᴸ	0.27	6.9	0.62	15.7	0.062	1.6	1000
HURC1-2-01	1	0.125	3.2	0.125	3.2	ᵁᴸ	0.20	5.1	0.49	12.4	0.093	2.4	1000
HURC1-3-01	1	0.187	4.8	0.125	3.2	ᵁᴸ	0.24	6.1	0.56	14.2	0.093	2.4	1000
HURC1-4-01	1	0.250	6.4	0.125	3.2	ᵁᴸ	0.27	6.9	0.62	15.7	0.093	2.4	1000
DHURC-2-01	2	0.125	3.2	0.125	3.2	ᵁᴸ	0.41	10.4	0.66	16.8	0.062	1.6	1000
DHURC-3-01	2	0.187	4.8	0.125	3.2	ᵁᴸ	0.48	12.2	0.79	20.1	0.062	1.6	1000
DHURC-4-01	2	0.250	6.4	0.125	3.2	ᵁᴸ	0.55	14.0	0.94	23.9	0.062	1.6	1000
HURCS-2-01	4	0.125	3.2	0.125	3.2	—	0.25	6.2	0.59	15.0	—	—	1000
HURCS-3-01	4	0.187	4.8	0.125	3.2	—	0.28	7.1	0.65	15.6	—	—	1000
HURCS-4-01	4	0.250	6.4	0.125	3.2	—	0.32	8.1	0.72	18.3	—	—	1000
DHURCS-2-01	5	0.125	3.2	0.125	3.2	—	0.49	12.4	0.75	19.0	—	—	1000
DHURCS-3-01	5	0.187	4.8	0.125	3.2	—	0.56	14.2	0.89	22.6	—	—	1000
DHURCS-4-01	5	0.250	6.4	0.125	3.2	—	0.64	16.2	1.02	25.9	—	—	1000
HURCBH-2-01	3	0.125	3.2	0.250	6.4	—	0.49	12.4	0.17	4.3	0.250	6.4	1000
HURCBH-3-01	3	0.187	4.8	0.250	6.4	—	0.56	14.2	0.24	6.1	0.250	6.4	1000
HURCBH-4-01	3	0.250	6.4	0.250	6.4	—	0.62	15.7	0.30	7.6	0.250	6.4	1000

WCA/22SWRC Series
Split Routing Clamps

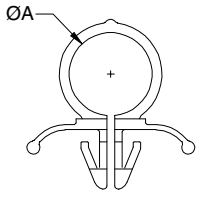

Figure 1

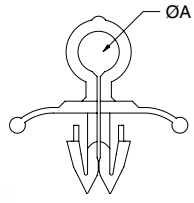

Figure 2

LINE EXTENSION

Specifications:
- Material: UL94 V-2 Nylon 6/6
- Color: See Table

Features:
- Split design allows bundles to be loaded by separating the clip at the base
- Cannot be removed without removing the clip from the blind side of the application

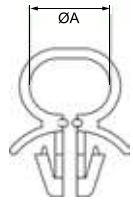

Figure 3

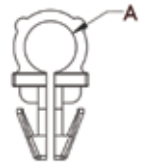

Figure 4

Item No.	Approval	Figure	Ø A Bundle in	Ø A Bundle mm	Ø Mounting Hole in	Ø Mounting Hole mm	Panel Thickness in	Panel Thickness mm	Color	Bulk Pack Qty
SRC-1-01	—	2	0.197	5.0	0.246	6.2	0.079 - 0.118	2.0 - 3.0	Natural	1000
SRC-4-01	ᵁᴸ	1	0.250	6.4	0.250	6.4	0.050 - 0.060	1.3 - 1.5	Natural	1000
• 23SWRC250250	—	4	0.250	6.4	0.250	6.4	0.030 - 0.125	0.8 - 3.2	Natural	1000
• 23SWRC250375	—	4	0.375	9.5	0.025	6.4	0.030 - 0.125	0.8 - 3.2	Natural	500
101001000202	—	3	0.413	10.5	0.250	6.4	0.028 - 0.079	0.7 - 2.0	Gray	500
SRC-7-01	ᵁᴸ	1	0.438	11.1	0.250	6.4	0.050 - 0.060	1.3 - 1.5	Natural	1000
SRC-8-01	ᵁᴸ	1	0.500	12.7	0.250	6.4	0.050 - 0.060	1.3 - 1.5	Natural	1000
101001400202	—	3	0.551	14.0	0.250	6.4	0.028 - 0.079	0.7 - 2.0	Gray	500
SRC-10-01	—	1	0.625	15.9	0.250	6.4	0.050 - 0.060	1.3 - 1.5	Natural	1000
101002100202	—	3	0.846	21.5	0.250	6.4	0.028 - 0.079	0.7 - 2.0	Gray	250
101003000202	—	3	1.181	30.0	0.250	6.4	0.028 - 0.079	0.7 - 2.0	Gray	250

SRCC Series
Strain Relief Clamps

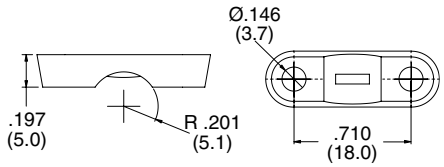

Figure 1

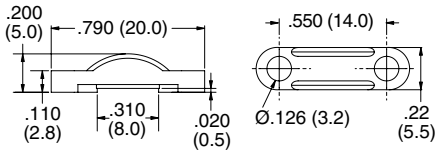

Figure 2

Specifications:
- Material: UL94 V-2 Nylon 6/6
- Color: See Table

Features:
- Grips cable providing slight strain relief
- Securely installed with two screws

Item No.	Figure	Color	Ø Max Cable	Mounting Screws	Bulk Pack Qty
1441741	**1**	Gray	0.177	M3 or #6	1000
SRCC-2	**2**	Black	0.310	M3 or #4	1000

D Series
Two-Piece Locking Clamps

Specifications:
- Material: UL94 V-2 Nylon 6/6
- Color: Natural

Features:
- Mounts with a #8 or M4 flat-head machine screw
- Adjustable holding capacity
- Keeper bar is removable for changes or repairs

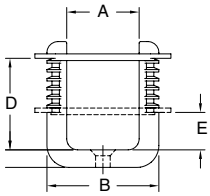

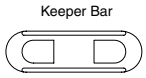

Item No.	A Ref.		B Ref.		D Ref.		E Ref.		Bulk Pack Qty
	in	mm	in	mm	in	mm	in	mm	
D-1	0.990	25.1	1.530	38.9	1.25	31.8	0.51	13.0	100
D-1.5	1.457	37.0	2.175	55.3	1.65	41.9	0.66	16.8	100

22NCC Series
Nail In Cable Clips

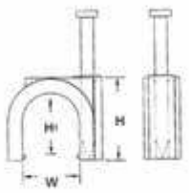

Single Round

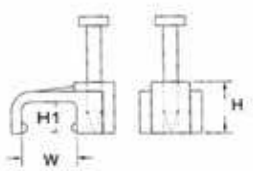

Single Flat

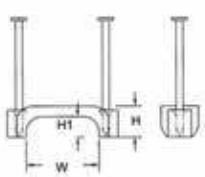

Double

Specifications:
- Material: Polyethylene
- Color: See Table

NEW

Features:
- Pre-assembled with nickel plated steel nails, ready for use in wood, stucco, plaster or masonry
- Contact edges are rounded to protect cable or tubing from damage
- Molded in tough, electrically insulating, high density Polyethylene

Single Round

Item No.		W		H		H1		Bulk Pack Qty
Black	White	in	mm	in	mm	in	mm	
22NCC0400R	**22NCC0400RW**	0.145	3.6	0.257	6.5	0.155	3.9	100
22NCC0500R	**22NCC0500RW**	0.190	5.0	0.299	7.6	0.209	5.3	100
22NCC0700R	**22NCC0700RW**	0.236	6.0	0.354	9.0	0.260	6.6	100
22NCC0800R	**22NCC0800RW**	0.302	7.6	0.453	11.5	0.335	8.5	100

Single Flat

Item No.		W		H		H1		Bulk Pack Qty
Black	White	in	mm	in	mm	in	mm	
22NCC0450F	**22NCC0450FW**	0.217	5.5	0.217	5.5	0.122	3.1	100
22NCC0900F	**22NCC0900FW**	0.335	8.5	0.315	8.0	0.205	5.2	100

Double

Item No.		W		H		H1		Bulk Pack Qty
Black	White	in	mm	in	mm	in	mm	
22NCC1250FB	**22NCC1250FW**	0.492	12.5	0.315	8.0	0.209	5.3	100
22NCC1900FB	**22NCC1900FW**	0.736	18.7	0.315	8.0	0.209	5.3	100

CABLE CLIPS & CLAMPS

CH/RSC/22WTR Series
Snap In Cable Hanger

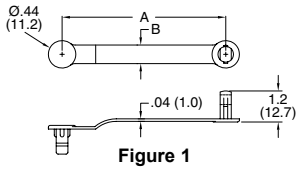

Figure 1

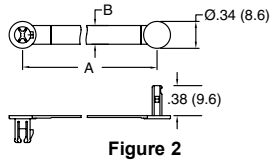

Figure 2

LINE EXTENSION

Specifications:
- Material: See Table
- Color: See Table

Features:
- Gathers and routes cables and wires
- Push mount design allows for fast installation

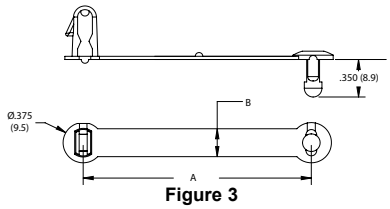

Figure 3

Item No.			Ø Max Bundle		Ø Mounting Hole		Length		Width			Bulk Pack Qty
Natural	Black	Figure	in	mm	in	mm	in	mm	in	mm	Material	
• 22WTR2500312	—	3	0.312	7.9	0.250	6.4	1.530	38.9	0.266	6.7	UL94 V-2 Nylon 6/6	1000
CH-1-01	CH-1-01BK	1	0.375	9.5	0.250	6.4	1.750	44.5	0.297	7.5	UL94 V-2 Nylon 6/6	1000
• 22WTR2500437	—	3	0.437	11.1	0.250	6.4	1.930	49.0	0.266	6.7	UL94 V-2 Nylon 6/6	1000
• 22WTR2500500	—	3	0.500	12.7	0.250	6.4	2.130	54.1	0.266	6.7	UL94 V-2 Nylon 6/6	1000
• 22WTR2500562	—	3	0.562	14.3	0.250	6.4	2.360	59.9	0.266	6.7	UL94 V-2 Nylon 6/6	1000
CH-2-01	CH-2-01BK	1	0.625	15.9	0.250	6.4	2.625	66.7	0.297	7.5	UL94 V-2 Nylon 6/6	1000
CH-1-10	CH-1-10BK	1	0.375	9.5	0.250	6.4	1.750	44.5	0.297	7.5	UL94 HB Polypropylene	1000
CH-2-10	CH-2-10BK	1	0.625	15.9	0.250	6.4	2.625	66.7	0.297	7.5	UL94 HB Polypropylene	1000
—	RSC-3-01	2	0.218	5.6	0.189	4.8	1.100	28.0	0.160	4.0	UL94 V-2 Nylon 6/6	1000
—	RSC-4-01	2	0.250	6.4	0.189	4.8	1.300	33.0	0.240	6.0	UL94 V-2 Nylon 6/6	1000
—	RSC-6-01	2	0.375	9.5	0.189	4.8	1.690	43.0	0.240	6.0	UL94 V-2 Nylon 6/6	1000
—	RSC-9-01	2	0.625	15.9	0.189	4.8	2.480	63.0	0.240	6.0	UL94 V-2 Nylon 6/6	1000
—	RSC-9-01	2	0.625	15.9	0.189	4.8	2.480	63.0	0.240	6.0	UL94 V-2 Nylon 6/6	1000

22QCC Series
Quick Cable Clamp

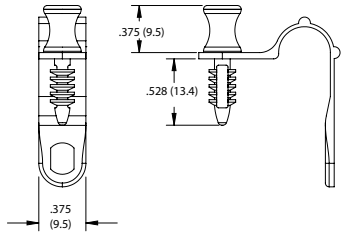

NEW

Specifications:
- Material: UL94 V-2 Nylon 6/6
- Color: Natural

Features:
- Quick, easy, one handed installation
- Features an integrated ratchet fastener which
- eliminates the need for a screw or other fastener
- Self-aligning

Item No.	Ø Bundle		Ø Mounting Hole		Bulk Pack Qty
	in	mm	in	mm	
22QCC187250	0.250	6.4	0.188	4.8	1000
22QCC187312	0.313	7.9	0.188	4.8	1000
22QCC187375	0.375	9.5	0.188	4.8	1000
22QCC187437	0.438	11.1	0.188	4.8	1000

V Series
Screw Mount Component Clip



Specifications:
- Material: UL94 V-0 PVC
- Color: Black

Features:
- Legs prevent shifting and tipping
- Mounts securely with screws or rivets
- Holds parts firmly

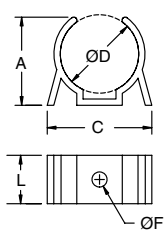

Figure 1

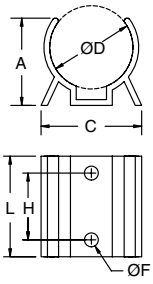

Figure 2

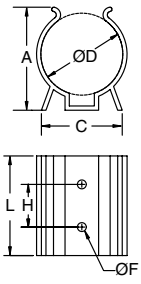

Figure 3

Item No.	Figure	Ø D Holding		Ø F Hole Ref.		A Ref.		C Ref.		H Ref.		L		Bulk Pack Qty
		in	mm	in	mm	in	mm	in	mm	in	mm	in	mm	
V-1000	1	0.25	6.4	0.094	2.4	0.30	7.5	0.50	12.7	Single Hole In Center		0.50	12.7	1000
V-1001	1	0.31	7.9	0.094	2.4	0.36	9.1	0.50	12.7	Single Hole In Center		0.50	12.7	1000
V-1002	1	0.38	9.5	0.094	2.4	0.41	10.3	0.50	12.7	Single Hole In Center		0.50	12.7	1000
V-1003	1	0.44	11.1	0.094	2.4	0.45	11.5	0.52	13.1	Single Hole In Center		0.50	12.7	1000
V-1004	1	0.50	12.7	0.094	2.4	0.50	12.7	0.66	16.7	Single Hole In Center		0.50	12.7	1000
V-1005	1	0.56	14.3	0.094	2.4	0.61	15.5	0.72	18.3	Single Hole In Center		0.50	12.7	1000
V-1006	1	0.63	15.9	0.094	2.4	0.63	15.9	0.83	21.0	Single Hole In Center		0.50	12.7	1000
V-1007	1	0.69	17.6	0.156	4.0	0.63	15.9	0.84	21.0	Single Hole In Center		0.50	12.7	1000
V-1008	1	0.75	19.7	0.156	4.0	0.78	19.8	0.89	22.6	Single Hole In Center		0.50	12.7	100
V-1009	1	0.88	22.2	0.156	4.0	0.91	23.0	1.08	27.4	Single Hole In Center		0.50	12.7	100
V-1010	2	1.00	25.4	0.156	4.0	0.98	25.0	1.13	28.6	0.75	19.1	1.13	28.5	100
V-1011	2	1.38	34.9	0.156	4.0	1.34	34.1	1.25	31.8	0.75	19.1	1.13	28.5	100
V-1024	3	1.50	38.1	0.156	4.0	1.81	46.0	1.42	36.1	0.75	19.1	1.75	44.5	100
V-1028	3	1.75	44.5	0.156	4.0	1.92	48.8	1.50	38.1	0.75	19.1	1.75	44.5	100
V-1030	3	2.25 - 2.75	57.1 - 69.9	0.156	4.0	2.44	61.9	2.61	66.3	0.75	19.1	1.50	38.1	100

VM Series
Screw Mount Component Clip

Specifications:
- Material: UL94 V-2 Nylon 6/6
- Color: Black

Features:
- Smooth edges protect components from wear and abrasion
- Legs prevent shifting and tipping
- Mounts securely with screws or rivets

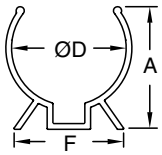

Figure 1

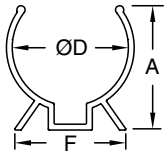

Figure 2

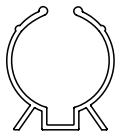

Figure 3



Figure 4

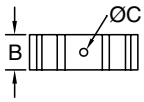

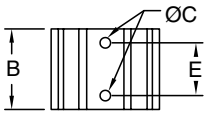

Item No.	Figure	Ø D Holding in	Ø D Holding mm	Ø C Hole in	Ø C Hole mm	A Ref. in	A Ref. mm	B in	B mm	E in	E mm	F Ref. in	F Ref. mm	Bulk Pack Qty
VM-1002	1	3/8	9.5	0.11	2.8	0.44	11.2	0.50	12.7	Single Hole in Center		0.54	13.7	100
VM-1004	1	1/2	12.7	0.11	2.8	0.52	13.2	0.50	12.7	Single Hole in Center		0.75	19.1	100
VM-1007	1	11/16	17.5	0.15	3.8	0.78	19.8	0.50	12.7	Single Hole in Center		0.82	20.8	100
VM-1008	1	3/4	19.1	0.15	3.8	0.97	24.6	0.50	12.7	Single Hole in Center		0.98	24.9	100
VM-1010	2	1	25.4	0.15	3.8	1.03	26.1	1.12	28.4	0.750	19.1	1.25	31.8	100
VM-1011	2	1-3/8	34.9	0.15	3.8	1.51	38.4	1.16	29.5	0.750	19.1	1.37	34.8	100
VM-1024	3	1-1/2	38.1	0.15	3.8	1.67	42.4	1.70	43.2	0.750	19.1	1.50	38.1	100
VM-1030	4	2-1/4	57.2	0.15	3.8	2.50	63.5	1.52	38.6	0.750	19.1	3.00	76.2	100

ASK/RAK Series
Adhesive Mount Aluminum Clamp



Specifications:
- Material: Aluminum, Bright Finish

Features:
- Aluminum arms are flexed around bundle
- Lightweight and durable
- Adhesive mount for quick installation

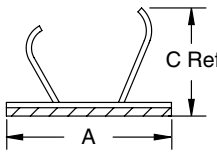

Figure 1

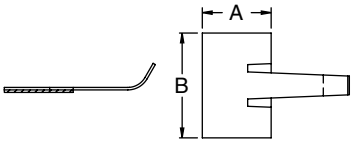

Figure 2

Item No.	Figure	Ø Max Bundle in	Ø Max Bundle mm	A in	A mm	B Base Depth in	B Base Depth mm	Bulk Pack Qty
ASK-3	1	0.234	6.0	0.44	11.3	0.66	16.8	250
ASK-6	1	0.375	9.5	0.62	15.7	0.74	18.8	250
RAK-1	2	0.234	6.0	0.44	11.3	0.67	17.1	250
RAK-2	2	0.375	9.5	0.64	16.3	0.76	19.3	250

VCC Series
Vinyl Coated Adjustable Steel Clamp

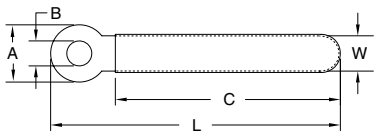

Specifications:
- Material: PVC Coated Soft Steel
- Color: Body - Steel Coating - Black

Features:
- For bundling and clamping cable or tubing securely
- Vinyl coating grips and insulates the cable
- Easily bends and forms to desired shape for varying holding diameters

Item No.	Ø Bundle in	Ø Bundle mm	C Ref. in	C Ref. mm	L Ref. in	L Ref. mm	W Ref. in	W Ref. mm	A in	A mm	Ø B in	Ø B mm	Pack Qty	Bulk Pack Qty
VCC-83028	0.22	5.7	0.71	18.0	1.10	28.0	0.12	3.0	0.315	8.0	0.118	3.0	1	1000
VCC-83535	0.31	7.9	0.98	25.0	1.34	35.0	0.20	5.0	0.315	8.0	0.138	3.5	1	1000
VCC-83540	0.37	9.5	1.18	30.0	1.57	40.0	0.12	3.0	0.315	8.0	0.138	3.5	1	1000
VCC-63048	0.50	12.7	1.57	40.0	1.89	48.0	0.08	2.0	0.236	6.0	0.118	3.0	1	1000
VCC-84554	0.52	13.3	1.65	42.0	2.13	54.0	0.19	4.8	0.315	8.0	0.177	4.5	1	1000
VCC-63254	0.57	14.6	1.81	46.0	2.13	54.0	0.14	3.6	0.236	6.0	0.126	3.2	1	1000
VCC-83664	0.66	16.9	2.09	53.0	2.52	64.0	0.20	5.0	0.315	8.0	0.161	4.1	1	1000
VCC-84576	0.81	20.7	2.56	65.0	2.99	76.0	0.18	4.5	0.315	8.0	0.177	4.5	1	1000
VCC-84584	0.90	22.9	2.83	72.0	3.31	84.0	0.18	4.5	0.315	8.0	0.177	4.5	1	1000
VCC-845126	1.40	35.6	4.41	112.0	4.96	126.0	0.24	6.0	0.315	8.0	0.177	4.5	1	100

CABLE CLIPS & CLAMPS

PFC Series
Adhesive Mount Foam Coated
Adjustable Steel Clamps

Specifications:
- Material: Foam Coated Aluminum
- Color: Gray Coated

Features:
- Made of aluminum with a protective foam coating on the inside of the clamp that protects cables and fibers
- Flexible arm holds flat, round or oddly shaped components
- Arm may be opened or closed repeatedly and reshaped for varying holding diameters

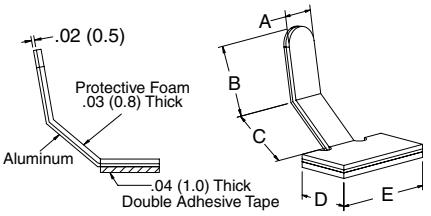

Item No.	A Ref.		B Ref.		C Ref.		D		E		Bulk Pack Qty
	in	mm	in	mm	in	mm	in	mm	in	mm	
PFC-25M	0.189	4.8	0.494	12.6	0.437	11.1	0.397	10.1	0.751	19.1	1000
PFC-50M	0.205	5.2	0.573	14.6	0.555	14.1	0.553	14.1	0.982	25.0	1000

RWS/RWSB Series
Round Clamps

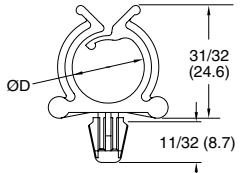

Figure 1

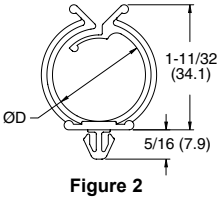

Figure 2

Specifications:
- Material: Nylon 6/6
- Color: See Table

Features:
- Gathers and routes cables nd wires
- Push mount design allows for fast installation
- Adhesive base makes installation quick and easy

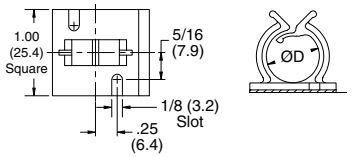

Figure 3

Item No.		Mounting Method	Approval	Figure	Ø D Holding		Ø Mounting Hole		Panel Thickness		Depth		Color	Bulk Pack Qty
UL94 V-2	UL94 V-0				in	mm	in	mm	in	mm	in	mm		
RWS-10-01	RWS-10-19	Snap-In		1	0.625	15.9	Ø.250	6.4	0.030 - 0.060	0.8 - 1.5	0.297	17.5	Natural	1000
RWS-10-01BK	—	Snap-In		1	0.625	15.9	Ø.250	6.4	0.030 - 0.060	0.8 - 1.5	0.297	17.5	Black	1000
RWS-16-01	RWS-16-19	Snap-In		2	1.000	25.4	.250 Square	6.4	0.058 - 0.064	1.5 - 1.6	0.297	17.5	Natural	1000
RWS-16-01BK	—	Snap-In		2	1.000	25.4	.250 Square	6.4	0.058 - 0.064	1.5 - 1.6	0.297	17.5	Black	1000
RWSB-10-01A-RT	—	Adhesive	—	3	0.625	15.9	—	—	—	—	1.000	25.4	Natural	1000
RWSB-16-01A-RT	—	Adhesive	—	3	1.000	25.4	—	—	—	—	1.000	25.4	Natural	1000
RWSB-10-01	—	Screw	—	3	0.625	15.9	—	—	—	—	1.000	25.4	Natural	1000
RWSB-16-01	—	Screw	—	3	1.000	25.4	—	—	—	—	1.000	25.4	Natural	1000

WCB Series
Cord Clips On Adhesive Base

Specifications:
- Material: UL94 V-2 Nylon 6/6
- Color: Natural

Features:
- Routes and fastens cords and cables
- Adhesive mount design for quick and easy installation

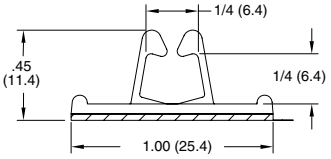

Item No.	Approval	Depth		Bulk Pack Qty
		in	mm	
WCB-250-01A-RT		0.500	12.7	1000

SCCA/SCCB Series
Standoff Cable Clips

Specifications:
- Material: Nylon 6/6
- Color: Natural
- Mounting Hole: 0.256 - 0.276 (6.5 - 7.0)
- Panel Thickness: 0.024 - 0.079 (0.6 - 2.0)

Features:
- Gathers and routes wires
- Standoff design provides spacing between the wires and chassis

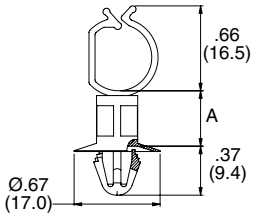

Figure 1

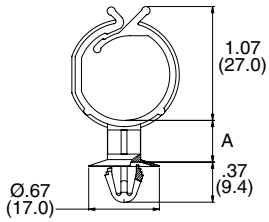

Figure 2

Item No.			Ø Max Bundle		A		Bulk Pack Qty
UL94 V-2	UL94 V-0	Figure	in	mm	in	mm	
SCCA-1-01	SCCA-1-19	1	0.43	11.0	0.16	4.0	1000
SCCA-2-01	SCCA-2-19	1	0.43	11.0	0.24	6.0	1000
SCCA-3-01	SCCA-3-19	1	0.43	11.0	0.32	8.0	1000
SCCA-4-01	—	1	0.43	11.0	0.39	10.0	1000
SCCA-5-01	SCCA-5-19	1	0.43	11.0	0.47	12.0	1000
SCCB-1-01	SCCB-1-19	2	0.87	22.0	0.16	4.0	1000
SCCB-2-01	—	2	0.87	22.0	0.24	6.0	1000
SCCB-3-01	SCCB-3-19	2	0.87	22.0	0.32	8.0	1000
SCCB-4-01	—	2	0.87	22.0	0.39	10.0	1000
SCCB-5-01	SCCB-5-19	2	0.87	22.0	0.47	12.0	1000
SCCB-6-01	—	2	0.87	22.0	1.18	30.0	1000

SLCS/SLCSE Series
Standoff Locking Clips

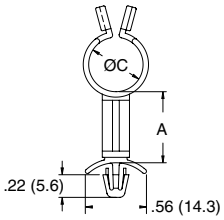

Figure 1

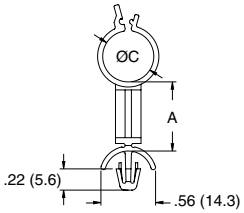

Figure 2

Specifications:
- Material: UL94 V-2 Nylon 6/6
- Color: Natural
- Mounting Hole: .187 (4.8)
- SLCS/SLCSE Panel Thickness: 0.031 - 0.078 (0.8 - 2.0)
- SLCSE2 Panel Thickness: 0.078 - 0.160 (2.0 - 4.0)

Features:
- Gathers and routes wires
- Easy locking design makes it easy to open and close with very little effort
- Standoff design provides spacing between the wires and the chassis

Item No.	Approval	Figure	A		Ø C Max Bundle		Bulk Pack Qty
			in	mm	in	mm	
SLCS-250-3-01		1	0.187	4.8	0.187	4.8	1000
SLCS-250-4-01		1	0.250	6.4	0.187	4.8	1000
SLCS-250-6-01		1	0.375	9.5	0.187	4.8	1000
SLCS-250-8-01		1	0.500	12.7	0.187	4.8	1000
SLCS-250-16-01		1	1.000	25.4	0.187	4.8	1000
SLCS-370-3-01		1	0.187	4.8	0.312	7.9	1000
SLCS-370-4-01		1	0.250	6.4	0.312	7.9	1000
SLCS-370-6-01		1	0.375	9.5	0.312	7.9	1000
SLCS-370-8-01		1	0.500	12.7	0.312	7.9	1000
SLCS-370-16-01		1	1.000	25.4	0.312	7.9	1000
SLCS-500-3-01		1	0.187	4.8	0.437	11.1	1000
SLCS-500-4-01		1	0.250	6.4	0.437	11.1	1000
SLCS-500-6-01		1	0.375	9.5	0.437	11.1	1000
SLCS-500-8-01		1	0.500	12.7	0.437	11.1	1000

Item No.	Approval	Figure	A		Ø C Max Bundle		Bulk Pack Qty
			in	mm	in	mm	
SLCS-500-16-01		1	1.000	25.4	0.437	11.1	1000
SLCS-750-3-01		1	0.187	4.8	0.687	17.5	1000
SLCS-750-4-01		1	0.250	6.4	0.687	17.5	1000
SLCS-750-6-01		1	0.375	9.5	0.687	17.5	1000
SLCS-750-8-01		1	0.500	12.7	0.687	17.5	1000
SLCS-750-16-01		1	1.000	25.4	0.687	17.5	1000
SLCSE-250-3-01		2	0.187	4.8	0.220	5.6	1000
SLCSE-370-3-01		2	0.187	4.8	0.350	8.9	1000
SLCSE-500-3-01		2	0.187	4.8	0.470	12.0	1000
SLCSE-750-3-01		2	0.187	4.8	0.730	18.4	1000
SLCSE2-250-3-01		2	0.187	4.8	0.220	5.6	1000
SLCSE2-370-3-01		2	0.187	4.8	0.350	8.9	1000
SLCSE2-500-3-01		2	0.187	4.8	0.470	12.0	1000
SLCSE2-750-3-01		2	0.187	4.8	0.730	18.4	1000

CABLE CLIPS / TWIST TIES

SHK/SHKE/SHKBS Series
Standoff Cable Clips

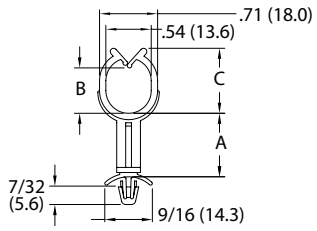

Figure 1

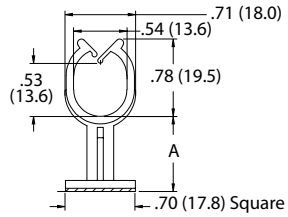

Figure 2

Specifications:
- Material: UL94 V-2 Nylon 6/6
- Color: Natural

Features:
- Gathers and routes wire harnesses
- Standoff design provides spacing between the wire harnesses and the chassis

Item No.	Approval	Figure	A		B Ref.		C Ref.		Ø Mounting Hole		Panel Thickness		Bulk Pack Qty
			in	mm	in	mm	in	mm	in	mm	in	mm	
SHK-6-01	UL	1	0.375	9.5	0.540	13.6	0.770	19.5	0.187	4.8	0.031 - 0.78	0.8 - 2.0	1000
SHK-8-01	UL	1	0.500	12.7	0.540	13.6	0.770	19.5	0.187	4.8	0.031 - 0.78	0.8 - 2.0	1000
SHKE-6-01	—	1	0.375	9.5	0.810	20.6	1.140	29.0	0.187	4.8	0.031 - 0.78	0.8 - 2.0	1000
SHKE-8-01	—	1	0.500	12.7	0.810	20.6	1.140	29.0	0.187	4.8	0.031 - 0.78	0.8 - 2.0	1000
SHKBS-4-01A-RT	—	2	0.250	6.4	—	—	—	—	—	—	—	—	1000
SHKBS-8-01A-RT	—	2	0.500	12.7	—	—	—	—	—	—	—	—	1000

STL-8 Series
Standoff Twist Locks

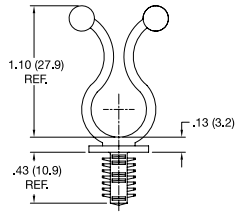

Specifications:
- Material: UL94 V-2 Nylon 6/6
- Color: Natural

Features:
- Lifts wires off board to isolate from other board components
- Cable and wire bundles load and unload with a fingertip twist

Item No.	Ø Bundle		Ø Mounting Hole		Min Board Thickness		Bulk Pack Qty
	in	mm	in	mm	in	mm	
STL-8-450-2-01	0.400 - 0.500	10.2 - 12.7	0.250	6.4	0.250	7.2	1000

STL Series
Standoff Twist Locks

UL

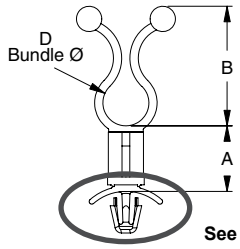

Hole Ø: .187 (4.75)
Panel Thickness:
.031-.078 (0.8-2)

See Individual Styles for Mounting Details

STL Basic Style

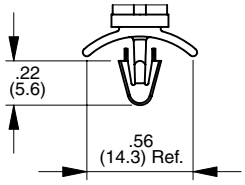

Hole Ø: .156 (4)
Panel Thickness:
.031-.078 (0.8-2)

STL-1

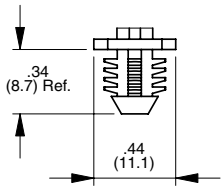

Hole Ø: .312 (7.9)
Panel Thickness:
.250 (7.9) Minimum

STL-3

Specifications:
- Material: UL94 V-2 Nylon 6/6
- Color: Natural

Features:
- Lifts wires off board to isolate from other board components
- Cable and wire bundles load and unload with a fingertip twist
- Four mounting styles

Item No.				Ø D Bundle		A Spacer Length		B Ref.		Bulk Pack Qty
STL Basic Style	STL-1	STL-3	Approval	in	mm	in	mm	in	mm	
STL-250-3-01	STL-1-250-3-01	STL-3-250-3-01	UL	0.200 - 0.300	5.1 - 7.6	0.187	4.8	0.750	19.1	1000
STL-250-8-01	STL-1-250-8-01	STL-3-250-8-01	UL	0.200 - 0.300	5.1 - 7.6	0.500	12.7	0.750	19.1	1000
STL-350-3-01	STL-1-350-3-01	STL-3-350-3-01	UL	0.300 - 0.400	7.6 - 10.2	0.187	4.8	0.910	23.1	1000
STL-350-8-01	STL-1-350-8-01	STL-3-350-8-01	UL	0.300 - 0.400	7.6 - 10.2	0.500	12.7	0.910	23.1	1000
STL-450-3-01	STL-1-450-3-01	STL-3-450-3-01	UL	0.400 - 0.500	10.2 - 12.7	0.187	4.8	1.090	27.7	1000
STL-450-8-01	STL-1-450-8-01	STL-3-450-8-01	UL	0.400 - 0.500	10.2 - 12.7	0.500	12.7	1.090	27.7	1000
STL-600-3-01	STL-1-600-3-01	STL-3-600-3-01	UL	0.500 - 0.600	12.7 - 15.2	0.187	4.8	1.280	32.5	1000
STL-600-8-01	STL-1-600-8-01	STL-3-600-8-01	UL	0.500 - 0.600	12.7 - 15.2	0.500	12.7	1.280	32.5	1000
STL-750-3-01	STL-1-750-3-01	STL-3-750-3-01	UL	0.700 - 0.800	17.8 - 20.3	0.187	4.8	1.450	36.8	1000
STL-750-8-01	STL-1-750-8-01	STL-3-750-8-01	UL	0.700 - 0.800	17.8 - 20.3	0.500	12.7	1.450	36.8	1000

23EZS Series
Standoff Twist Locks

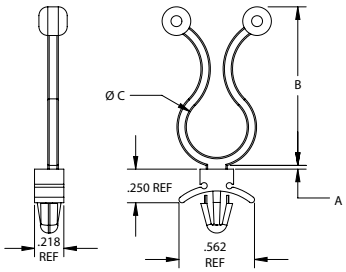

Specifications:
- Material: UL94 V-2 Nylon 6/6
- Color: Natural

Features:
- Unique locking base easily snaps into chassis by hand
- Cables and wires can be added or removed with the twist of a fingertip

Item No.	Ø C Bundle		Ø Mounting Hole		Panel Thickness		A Spacer Length		Ø Hole		B Ref.		Bulk Pack Qty
	in	mm	in	mm	in	mm	in	mm	in	mm	in	mm	
23EZS0200N0030	0.200	5.1	0.187	4.7	0.030 - 0.078	0.8 - 2.0	0.011	0.3	0.187	4.7	0.844	21.4	1000
23EZS0250N0954	0.250	6.4	0.187	4.7	0.030 - 0.078	0.8 - 2.0	0.954	24.2	0.187	4.7	0.876	22.3	1000
23EZS0375N0030	0.375	9.5	0.187	4.7	0.030 - 0.078	0.8 - 2.0	0.050	1.3	0.187	4.7	1.066	27.1	1000
23EZS0450N0030	0.450	11.4	0.187	4.7	0.030 - 0.078	0.8 - 2.0	0.028	0.7	0.187	4.7	1.180	30.0	1000
23EZS0450N0625	0.450	11.4	0.187	4.7	0.030 - 0.078	0.8 - 2.0	0.615	15.6	0.187	4.7	1.184	30.1	1000
23EZS0625N0028	0.625	15.9	0.187	4.7	0.030 - 0.078	0.8 - 2.0	0.028	0.7	0.187	4.7	1.270	32.3	1000

23EZF Series
Fir Tree Standoff Twist Locks

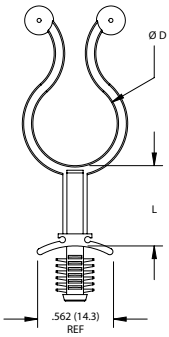

Specifications:
- Material: UL94 V-2 Nylon 6/6
- Color: Natural

Features:
- Lifts wires off board to isolate from other board components
- Quick and easy to use
- Cables and wires can be added or removed with the twist of a fingertip

Item No.	Ø D Bundle		Ø Mounting Hole		Panel Thickness		L		Bulk Pack Qty
	in	mm	in	mm	in	mm	in	mm	
23EZF037B025	0.375	9.5	0.187	4.8	0.031 - 0.250	0.8 - 6.4	0.200	5.1	1000
23EZF037B037	0.375	9.5	0.187	4.8	0.031 - 0.250	0.8 - 6.4	0.315	8.0	1000
23EZF037B050	0.375	9.5	0.187	4.8	0.031 - 0.250	0.8 - 6.4	0.437	11.1	1000
23EZF037B062	0.375	9.5	0.187	4.8	0.031 - 0.250	0.8 - 6.4	0.555	14.1	1000
23EZF050C037	0.500	12.7	0.250	6.4	0.031 - 0.250	0.8 - 6.4	0.318	8.1	1000
23EZF050C050	0.500	12.7	0.250	6.4	0.031 - 0.250	0.8 - 6.4	0.447	11.4	1000
23EZF050C062	0.500	12.7	0.250	6.4	0.031 - 0.250	0.8 - 6.4	0.596	15.1	500
23EZF050C100	0.500	12.7	0.250	6.4	0.031 - 0.250	0.8 - 6.4	0.942	23.9	500
23EZF062C037	0.625	15.9	0.250	6.4	0.031 - 0.250	0.8 - 6.4	0.319	8.1	1000
23EZF062C050	0.625	15.9	0.250	6.4	0.031 - 0.250	0.8 - 6.4	0.442	11.2	500
23EZF062C062	0.625	15.9	0.250	6.4	0.031 - 0.250	0.8 - 6.4	0.595	15.1	500
23EZF062C100	0.625	15.9	0.250	6.4	0.031 - 0.250	0.8 - 6.4	0.935	23.8	500

BHKL Series
Fir-Tree Curly Locks

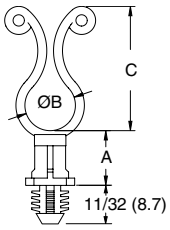

Specifications:
- Material: UL94 V-2 Nylon 6/6
- Color: Natural
- To press fit in a .312 (7.9) Ø hole in a 0.250 (6.4) minimum panel thickness

Features:
- Ends twist into place with very little effort
- Releasable and reusable for easy wire bundling
- Rounded edges prevent abrasion

Item No.	Approval	Ø B Bundle		A		C Ref.		Bulk Pack Qty
		in	mm	in	mm	in	mm	
BHKL-350-4-01		0.300 - 0.400	7.6 - 10.2	0.250	6.4	1.000	25.4	1000
BHKL-350-10-01		0.300 - 0.400	7.6 - 10.2	0.625	15.9	1.000	25.4	1000
BHKL-450-4-01		0.400 - 0.500	10.2 - 12.7	0.250	6.4	1.125	28.6	1000
BHKL-450-6-01		0.400 - 0.500	10.2 - 12.7	0.375	9.5	1.125	28.6	1000
BHKL-750-4-01		0.700 - 0.800	17.8 - 20.3	0.250	6.4	1.500	38.1	1000
BHKL-750-6-01		0.700 - 0.800	17.8 - 20.3	0.375	9.5	1.500	38.1	1000

TWIST TIES

KLBS/23EZAB Series
Adhesive Mount Standoff Curly Locks

LINE EXTENSION

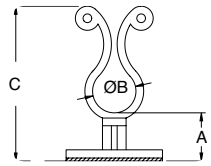

Figure 1

Figure 2

Specifications:
- Material: UL94 V-2 Nylon 6/6
- Color: Natural

Features:
- Ends twist into place with very little effort
- Releasable and reusable for easy wire bundling
- Rounded edges prevent abrasion

Item No.	Figure	Approval	A in	A mm	Ø B Bundle in	Ø B Bundle mm	C Ref. in	C Ref. mm	Base in	Base mm	Bulk Pack Qty
KLBS-350-401A	1	UL	0.250	6.4	0.300 - 0.400	7.6 - 10.2	1.281	32.5	1.000 x 1.000	25.4 x 25.4	1000
KLBS-3508-01A	1	UL	0.500	12.7	0.300 - 0.401	7.6 - 10.2	1.531	38.9	1.000 x 1.000	25.4 x 25.4	1000
KLBS-35012-01A	1	UL	0.750	19.1	0.300 - 0.402	7.6 - 10.2	1.781	45.2	1.000 x 1.000	25.4 x 25.4	1000
KLBS-35016-01A	1	UL	1.000	25.4	0.300 - 0.403	7.6 - 10.2	2.031	51.6	1.000 x 1.000	25.4 x 25.4	1000
• 23EZABS450TAB	2	—	1.070	27.2	0.450	11.4	2.149	54.6	1.000 x 1.000	25.4 x 25.4	1000
• 23EZAB450TAB	2	—	0.190	4.8	0.450	11.4	1.230	31.2	1.000 x 0.520	25.4 x 13.2	1000
• 23EZAB580TAB	2	—	0.190	4.8	0.580	14.7	1.400	35.6	0.870 x 0.520	22.1 x 13.2	1000

KLB Series
Adhesive Mount Curly Locks

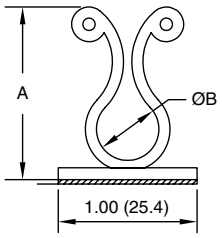

Specifications:
- Material: UL94 V-2 Nylon 6/6
- Color: Natural

Features:
- Cables are locked in place with a fingertip twist
- Cables are easily removable with another fingertip twist
- Quick mounting adhesive base does not require through-hole

Item No.	Approval	Ø B Bundle in	Ø B Bundle mm	A Ref. in	A Ref. mm	Base Depth in	Base Depth mm	Bulk Pack Qty
KLB-350A-RT	UL	0.300 - 0.400	7.6 - 10.2	1.070	27.2	0.510	13.0	1000
KLB-450A-RT	UL	0.400 - 0.500	10.2 - 12.7	1.230	31.2	0.510	13.0	1000
KLB-750A-RT	UL	0.700 - 0.800	17.8 - 20.3	1.580	40.1	0.510	13.0	1000

TLFB Series
Twist Locks on Flexible Adhesive Base

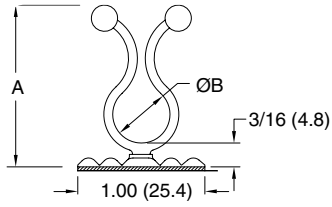

Specifications:
- Material: UL94 V-2 Nylon 6/6
- Color: Natural

Features:
- Flexible rubber based adhesive base can be mounted onto contoured surfaces
- Cables are locked into place with a fingertip twist

Item No.	Ø B Bundle in	Ø B Bundle mm	A Ref. in	A Ref. mm	Base Depth in	Base Depth mm	Bulk Pack Qty
TLFB-350-01A1	0.300 - 0.400	0.08 - 10.2	1.150	29.3	0.500	12.7	1000
TLFB-450-01A1	0.400 - 0.500	10.2 - 12.7	1.270	32.3	0.500	12.7	1000
TLFB-750-01A1	0.700 - 0.800	17.8 - 20.3	1.610	40.9	0.500	12.7	1000

TLJ Series
Snap In Twist Locks

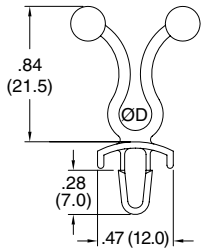

Specifications:
- Material: UL94 V-2 Nylon 6/6
- Color: Natural

Features:
- Ends twist into place with very little effort
- Releasable and reusable for easy wire bundling

Item No.	Approval	Ø D Bundle in	Ø D Bundle mm	Ø Mounting Hole in	Ø Mounting Hole mm	Panel Thickness in	Panel Thickness mm	Bulk Pack Qty
TLJ-200-01	UL	0.150 - 0.250	3.8 - 6.4	0.187	4.8	0.031 - 0.078	0.8 - 2.0	1000

23EZS Series
Snap In Twist Locks

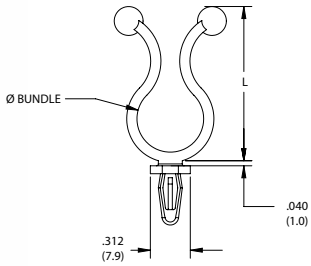

NEW

Specifications:
- Material: UL94 V-2 Nylon 6/6
- Color: Natural

Features:
- Unique locking base easily snaps into chassis by hand
- Cables and wires can be added or removed with the twist of a fingertip

Item No.	Ø Bundle		Ø Mounting Hole		Panel Thickness		L		Bulk Pack Qty
	in	mm	in	mm	in	mm	in	mm	
23EZS0250C0040	0.250	6.4	0.156	4.0	0.063	1.6	0.875	22.2	1000
23EZS0375C0040	0.375	9.5	0.156	4.0	0.063	1.6	1.078	27.4	1000
23EZS0500C0040	0.500	12.7	0.156	4.0	0.063	1.6	1.203	30.6	1000

23EZS Series
Snap In Twist Locks

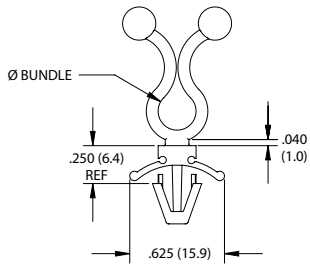

NEW

Specifications:
- Material: UL94 V-2 Nylon 6/6
- Color: Natural

Features:
- Unique locking base easily snaps into chassis by hand
- Cables and wires can be added or removed with the twist of a fingertip

Item No.	Ø Bundle		Ø Mounting Hole		Panel Thickness		Bulk Pack Qty
	in	mm	in	mm	in	mm	
23EZS0250B0040	0.250	6.4	0.250	6.4	0.047 - 0.109	1.2 - 2.8	1000
23EZS0375B0040	0.375	9.5	0.250	6.4	0.047 - 0.109	1.2 - 2.8	1000
23EZS0500B0040	0.500	12.7	0.250	6.4	0.047 - 0.109	1.2 - 2.8	1000

SKL/SKLO Series
Side Entry & 45° Curly Locks

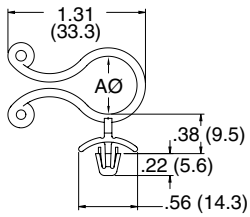

Figure 1

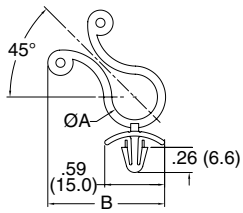

Figure 2

Specifications:
- Material: UL94 V-2 Nylon 6/6
- Color: Natural
- Mounting Hole: .187 (4.8)
- Panel Thickness: .031 - .078 (0.8 - 2.0)

Features:
- Gathers and routes wires
- Ends twist into place with very little effort
- Releasable and reusable for easy wire bundling
- Eases installation in hard to reach places

Item No.	Approval	Figure	Ø A Bundle		B Ref.		Bulk Pack Qty
			in	mm	in	mm	
SKLO-550-01		1	0.500 - 0.600	12.7 - 15.2	See Figure 1		1000
SKL45-250		2	0.150 - 0.250	3.8 - 6.35	0.980	24.9	1000
SKL45-350		2	0.300 - 0.400	7.6 - 10.0	1.070	27.2	1000
SKL45-450		2	0.400 - 0.470	10.0 - 12.0	1.120	28.4	1000

KLH/TLH/TLHE Series
Screw Mount Hinged Twist Locks

Specifications:
- Material: UL94 V-2 Nylon 6/6
- Color: Natural

Features:
- Ends twist into place with very little effort
- Releasable and reusable for easy wire bundling
- Hinged design makes it easier to adjust your wire angles as needed for the application
- Screw mount design for easy and fast assembly

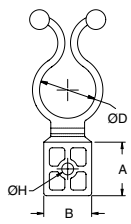

Figure 1

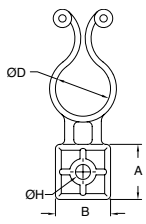

Figure 2

Item No.	Approval	Figure	Ø D Bundle		Ø H Hole		Recommended Screw Size	A		B		Bulk Pack Qty
			in	mm	in	mm		in	mm	in	mm	
TLH-800-01		1	0.750 - 0.850	19.0 - 21.6	0.160	4.1	#6 or M3	0.75	19.0	0.67	17.0	1000
TLH-500-01	—	1	0.450 - 0.550	11.4 - 14.0	0.170	4.2	#8 or M4	0.56	14.2	0.55	14.0	1000
TLHE-1-750-01	—	1	0.700 - 0.800	17.8 - 20.3	0.204	5.2	#10 or M5	0.75	19.0	0.67	17.0	1000
KLH-750-01		2	0.700 - 0.800	17.8 - 20.3	0.204	5.2	#10 or M5	0.75	19.0	0.75	19.0	1000

TWIST TIES

TL/TT/23EZ Series
Twist Locks

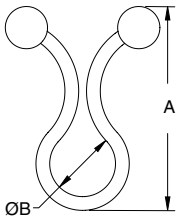

LINE EXTENSION

Specifications:
- Material: UL94 V-2 Nylon 6/6
- Color: Natural

Features:
- Ends twist into place with very little effort
- Releasable and reusable for easy wire bundling
- Smooth ball shaped ends won't cut into wire or cable insulation

Item No.	Approval	Ø B Bundle in	Ø B Bundle mm	A Ref. in	A Ref. mm	Bulk Pack Qty
• 23EZ0125N	—	0.110 - 0.140	2.8 - 3.6	0.715	18.1	1000
TT001A	—	0.15 - 0.19	3.8 - 4.8	0.850	21.6	100
TL-250		0.2 - 0.3	5.1 - 7.6	0.900	22.9	1000
TL-350		0.3 - 0.4	7.6 - 10.2	1.030	26.1	1000
TL-450		0.4 - 0.5	10.2 - 12.7	1.200	30.5	1000
TL-600		0.55 - 0.65	14.0 - 16.5	1.330	33.7	1000
TL-750		0.7 - 0.8	17.8 - 20.3	1.550	39.4	1000
TL-950		Max 1.000	25.4	1.700	43.4	1000
TL-1125		Max 1.187	30.2	2.190	55.6	1000
• 23EZ1125N	—	1.200 - 1.300	30.5 - 33.0	2.170	55.1	1000
TL-1375		Max 1.437	36.5	2.680	68.1	1000
• 23EZ1500N	—	1.550 - 1.650	39.4 - 41.9	2.930	74.4	250
TL-1500		Max 1.562	39.7	2.930	74.4	1000
TL-1750		Max 1.812	46.0	3.450	87.6	1000
• 23EZ1750N	—	1.900 - 2.000	48.3 - 50.8	3.460	87.9	1250

KL Series
Curly Locks

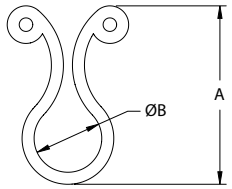

Specifications:
- Material: UL94 V-2 Nylon 6/6
- Color: Natural

Features:
- Ends twist into place with very little effort
- Releasable and reusable for easy wire bundling
- Rounded edges prevent abrasion

Item No.	Approval	Ø B Bundle in	Ø B Bundle mm	A Ref. in	A Ref. mm	Bulk Pack Qty
KL-125		0.125 - 0.150	3.2 - 3.8	0.48	12.2	1000
KL-200		0.160 - 0.240	4.1 - 6.1	0.82	20.7	1000
KL-250		0.200 - 0.300	5.1 - 7.6	0.91	23.0	1000
KL-350		0.300 - 0.400	7.6 - 10.2	1.03	26.2	1000
KL-450		0.400 - 0.500	10.2 - 12.7	1.20	30.5	1000
KL-600		0.550 - 0.650	14.0 -16.5	1.25	31.8	1000
KL-750		0.700 - .0800	17.8 - 20.3	1.52	38.6	1000
KL-950		0.900 - 1.000	22.9 - 25.4	1.75	44.5	1000

WTLH Series
Webbed Hinged Twist Locks

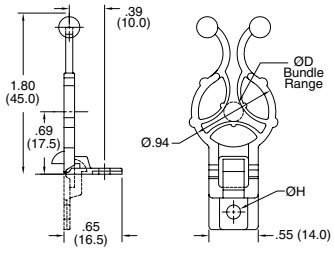

Specifications:
- Material: UL94 V-2 Nylon 6/6
- Color: Natural

Features:
- Once clamp is hinged, it locks into position
- Webbed design provides a positive lock

Item No.	Ø Bundle D in	Ø Bundle D mm	Ø H Hole in	Ø H Hole mm	Recommended Screw Size	Bulk Pack Qty
WTLH90-300-4-01	0.140 - 0.480	3.6 - 12.2	0.130	3.3	#4 or M3	500
WTLH90-300-6-01	0.140 - 0.480	3.6 - 12.2	0.150	3.8	#6 or M3.5	500
WTLH90300-M4-01	0.140 - 0.480	3.6 - 12.2	0.170	4.3	#8 or M4	500

23EZLB Series
Webbed Labelled Twist Locks

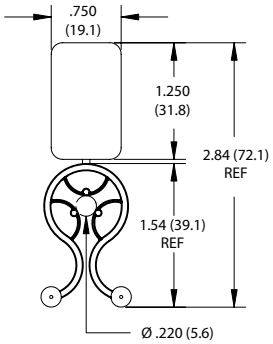

NEW

Specifications:
- Material: UL94 V-2 Nylon 6/6
- Color: Natural

Features:
- Cables and wires can be added or removed with the twist of a fingertip
- Additional arm inside the twist lock for holding smaller wires or bundles
- Can use permanent ink pens, felt tip pens, pressure sensitive adhesive labels or even Post-it notes on the polished label area

Item No.	Bulk Pack Qty
23EZLB0220	500

23EZSFA Series
Snap In Twist Locks with Locking Arm

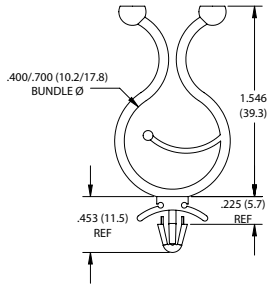

NEW

Specifications:
- Material: UL94 V-2 Nylon 6/6
- Color: Natural

Features:
- Unique locking base easily snaps into chassis by hand
- Cables and wires can be added or removed with the twist of a fingertip
- Additional arm inside the twist lock for holding smaller wires or bundles

Item No.	Ø Mounting Hole		Panel Thickness		Bulk Pack Qty
	in	mm	in	mm	
23EZSFA0500B0018	0.187	4.8	0.030 - 0.070	0.8 - 1.8	500

DTL/23DBEZ Series
Dual Twist Locks

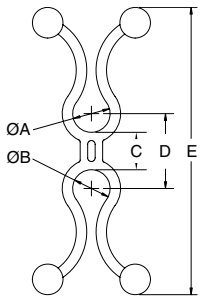

LINE EXTENSION

Specifications:
- Material: UL94 V-2 Nylon 6/6
- Color: Natural

Features:
- Routes and separates two bundles
- Six bundle diameter ranges; from .20" - .80"
- Three spacer lengths; 1/4", 3/4" and 1-1/4"
- Cables are locked in place with a fingertip twist

Item No.	Ø A and Ø B Bundle		C		D		E		Bulk Pack Qty
	in	mm	in	mm	in	mm	in	mm	
DTL2525-4-01	0.200 - 0.300	5.1 - 7.6	0.250	6.4	0.500	12.7	1.920	48.8	500
DTL2525-12-01	0.200 - 0.300	5.1 - 7.6	0.750	19.1	1.000	25.4	2.420	61.5	500
DTL2525-20-01	0.200 - 0.300	5.1 - 7.6	1.250	31.8	1.500	38.1	2.920	74.2	500
DTL3535-4-01	0.300 - 0.400	7.6 - 10.2	0.250	6.4	0.600	15.2	2.180	55.4	500
• 23DBEZ001	0.300 - 0.400	7.6 - 10.2	0.688	17.5	—	—	2.750	69.8	500
DTL3535-12-01	0.300 - 0.400	7.6 - 10.2	0.750	19.1	1.100	27.9	2.680	68.1	500
DTL3535-20-01	0.300 - 0.400	7.6 - 10.2	1.250	31.8	1.600	40.6	3.180	80.8	500
DTL4545-4-01	0.400 - 0.500	10.2 - 12.7	0.250	6.4	0.600	15.2	2.180	55.4	500
• 23DBEZ002	0.400 - 0.500	10.2 - 12.7	0.688	17.5	—	—	2.969	74.4	250
DTL4545-12-01	0.400 - 0.500	10.2 - 12.7	0.750	19.1	1.100	27.9	2.680	68.1	500
DTL4545-20-01	0.400 - 0.500	10.2 - 12.7	1.250	31.8	1.600	40.6	3.180	80.8	500
DTL5555-4-01	0.500 - 0.600	12.7 - 15.2	0.250	6.4	0.600	15.2	2.180	55.4	500
DTL5555-12-01	0.500 - 0.600	12.7 - 15.2	0.750	19.1	1.100	27.9	2.680	68.1	500
DTL5555-20-01	0.500 - 0.600	12.7 - 15.2	1.250	31.8	1.600	40.6	3.180	80.8	500
DTL6565-4-01	0.600 - 0.700	15.2 - 17.8	0.250	6.4	0.600	15.2	2.180	55.4	500
DTL6565-12-01	0.600 - 0.700	15.2 - 17.8	0.750	19.1	1.100	27.9	2.680	68.1	500
DTL6565-20-01	0.600 - 0.700	15.2 - 17.8	1.250	31.8	1.600	40.6	3.180	80.8	500
DTL7575-4-01	0.700 - 0.800	17.8 - 20.3	0.250	6.4	1.000	25.4	3.100	78.7	500
DTL7575-12-01	0.700 - 0.800	17.8 - 20.3	0.750	19.1	1.500	38.1	3.600	91.4	500
DTL7575-20-01	0.700 - 0.800	17.8 - 20.3	1.250	31.8	2.000	50.8	4.100	104.1	500

TWIST TIES / CABLE CLIPS

23EZLB Series
Label Twist Locks

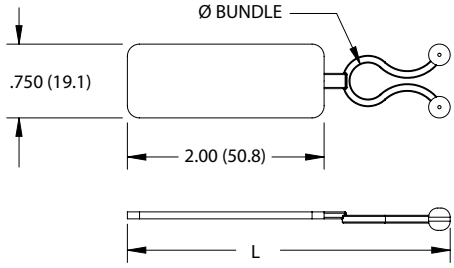

NEW

Specifications:
- Material: UL94 V-2 Nylon 6/6
- Color: Natural

Features:
- Can use permanent ink pens, felt tip pens, pressure sensitive adhesive labels or even Post-it notes on the polished label area
- Resists corrosion and abrasion

Item No.	Ø Bundle in	Ø Bundle mm	L in	L mm	Bulk Pack Qty
23EZLB0250	0.250	6.4	3.094	78.6	500
23EZLB0375	0.375	9.5	3.281	83.3	500

SCH/SCHS Series
Standoff Capacitor Holders

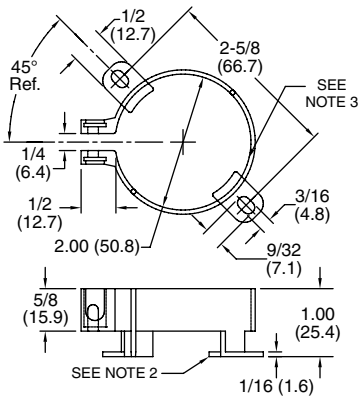

Specifications:
- Material: UL94 HB Glass Filled Nylon 6/6
- Color: Black

Optional:
1. Clamping hardware; Screw (S6B)
   Stainless Steel, Zinc Plating;
   Quick Nut (QN-6) Spring Steel C1050,
   Coating: Black Phosphate
2. Spacer to elevate capacitor 3/32 (2.4) from chassis
3. Anti-rotation rib (3 locations)

Item No.	Description	Bulk Pack Qty
SCHS-2	w/ Spacer, w/o Hardware (see 1 above)	100
SCH-2	w/o Spacer, w/o Hardware	100
SCHS-2-H	w/ Spacer, w/ Clamping Hardware	100
SCH-2-H	w/o Spacer, w/ Clamping Hardware	100

SCC Series
Standoff Cable Clips Side Entry

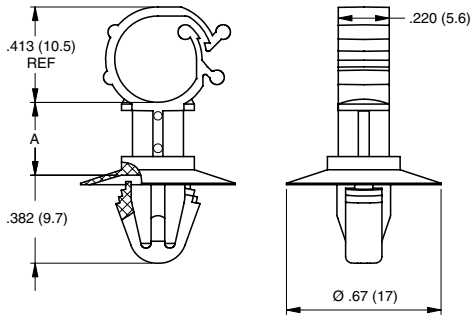

Specifications:
- Material: UL94 V-0 Nylon 6/6
- Color: Natural

Features:
- Different spacer heights to lift cables away from other components
- Cables securely held in place

Item No.	A in	A mm	Ø Mounting Hole in	Ø Mounting Hole mm	Panel Thickness Range in	Panel Thickness Range mm	Ø Max Bundle in	Ø Max Bundle mm	Bulk Pack Qty
SCC-SE-4-19	0.157	4.0	0.256 - 0.276	6.5 - 7.0	0.031 - 0.049	0.8 - 1.25	0.354	9.0	1000
SCC-SE-8-19	0.315	8.0	0.256 - 0.276	6.5 - 7.0	0.031 - 0.049	0.8 - 1.25	0.354	9.0	1000
SCC-SE-10-19	0.394	10.0	0.256 - 0.276	6.5 - 7.0	0.031 - 0.049	0.8 - 1.25	0.354	9.0	1000
SCC-SE-12-19	0.472	12.0	0.256 - 0.276	6.5 - 7.0	0.031 - 0.049	0.8 - 1.25	0.354	9.0	1000

SCCBH Series
Standoff Cable Clips Side Entry

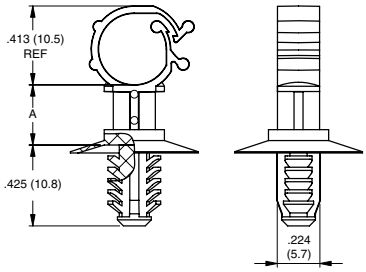

Specifications:
- Material: UL94 V-0 Nylon 6/6
- Color: Natural

Features:
- Different spacer heights to lift cables away from other components
- Cables securely held in place

Item No.	A		Ø Mounting Hole		Min. Panel Thickness		A		Ø Max Bundle		Bulk Pack Qty
	in	mm	in	mm	in	mm	in	mm	in	mm	
SCCBH-SE-4-19	0.157	4.0	0.256	6.5	0.028	0.7	0.157	4.0	0.354	9.0	1000
SCCBH-SE-8-19	0.315	8.0	0.256	6.5	0.028	0.7	0.315	8.0	0.354	9.0	1000
SCCBH-SE-10-19	0.394	10.0	0.256	6.5	0.028	0.7	0.394	10.0	0.354	9.0	1000
SCCBH-SE-12-19	0.472	12.0	0.256	6.5	0.028	0.7	0.472	12.0	0.354	9.0	1000

22SOWC Series
Standoff Clamps

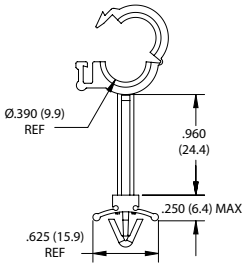

NEW

Specifications:
- Material: UL94 V-2 Nylon 6/6
- Color: Natural

Features:
- Resistant to corrosion, vibration and abrasion

Item No.	Ø Mounting Hole		Panel Thickness		Ø Max Bundle		Bulk Pack Qty
	in	mm	in	mm	in	mm	
22SOWC219390	0.219	5.6	0.030 - 0.055	0.8 - 1.4	0.390	9.9	500

Cable Cleats

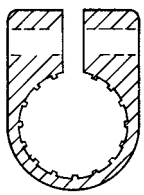

Specifications:
- Material: Low-Density Polyethylene
- Color: Black

Features:
- Offers a high-strength cable restraint
- Secures cables from various forces and provides strain relief
- Corrosion resistant

Item No.	Size	Max. Cable Size		For Bolt Size		Bulk Pack Qty
		in	mm	in	mm	
12875	3	0.299	7.6	1/4	M6	100
12876	4	0.398	10.0	1/4	M6	100
12877	5	0.500	12.7	1/4	M6	100
12848	6	0.598	15.2	1/4	M6	100
12878	7	0.701	17.8	1/4	M6	100
12879	8	0.799	20.3	1/4	M6	100
12880	9	0.898	22.8	1/4	M6	100
12881	10	1.000	25.4	1/4	M6	100
12092	11	1.098	27.9	3/8	M10	50
12882	12	1.181	30.0	3/8	M10	50
12883	14	1.402	35.6	3/8	M10	50
12884	16	1.598	40.6	3/8	M10	50
12885	18	1.799	45.7	3/8	M10	50
12886	20	1.984	50.4	3/8	M10	50

22LF Series
Loop Fasteners

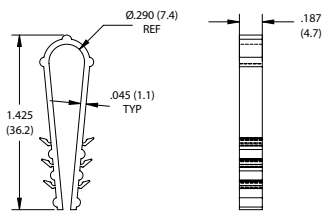

NEW

Specifications:
- Material: High Density Polyethylene
- Color: Natural

Features:
- Used for the installation of pipes or cables on a wall or ceiling
- Easy to install
- Slip the "U" shaped fastener over wire or tube and push into drilled hole

Item No.	Ø Mounting Hole		Ø Max Bundle		Bulk Pack Qty
	in	mm	in	mm	
22LF1425250	0.250	6.4	0.290	6.4	500

CABLE CLIPS / WIRE SADDLES

XRC Series
Cable Clips for Extruded Metal Rails

Specifications:
- Material: UL94 V-2 Glass Filled Nylon 6/6
- Color: Natural

Features:
- Several clip styles available
- Available for several different extruded rail sizes
- Two types of mounting; quarter turn or push in

Extruded Rail

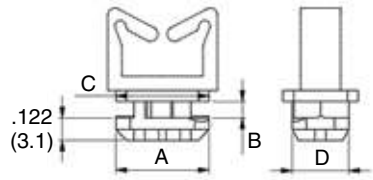

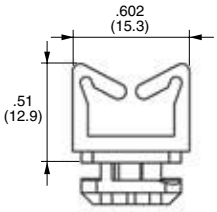

Figure 1

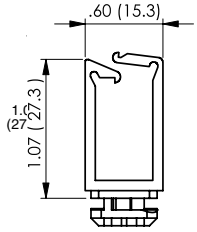

Figure 2

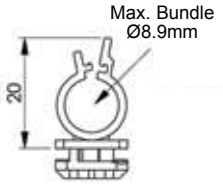

Figure 3



Figure 4

Item No.	Figure	A		B		C		D		Extruded Rail Size	Bulk Pack Qty
		in	mm	in	mm	in	mm	in	mm	mm	
XRC2-WS101	1	0.394	10.0	0.063	1.6	0.394	10.0	0.228	5.8	20 x 20	1000
XRC3-WS101	1	0.512	13.0	0.091	2.3	0.512	13.0	0.311	7.9	30 x 30	1000
XRC4-WS101	1	0.630	16.0	0.242	6.2	0.630	16.0	0.386	9.8	40 x 40	1000
XRC2-LWS01	2	0.394	10.0	0.063	1.6	0.394	10.0	0.228	5.8	20 x 20	1000
XRC3-LWS01	2	0.512	13.0	0.091	2.3	0.512	13.0	0.311	7.9	30 x 30	1000
XRC4-LWS01	2	0.630	16.0	0.242	6.2	0.630	16.0	0.386	9.8	40 x 40	1000
XRC2-WSLT01	3	0.394	10.0	0.063	1.6	0.394	10.0	0.228	5.8	20 x 20	1000
XRC3-WSLT01	3	0.512	13.0	0.091	2.3	0.512	13.0	0.311	7.9	30 x 30	1000
XRC4-WSLT01	3	0.630	16.0	0.242	6.2	0.630	16.0	0.386	9.8	40 x 40	1000
XRC2-TH01	4	0.394	10.0	0.063	1.6	0.394	10.0	0.228	5.8	20 x 20	1000
XRC3-TH01	4	0.512	13.0	0.091	2.3	0.512	13.0	0.311	7.9	30 x 30	1000
XRC4-TH01	4	0.630	16.0	0.242	6.15	0.630	16.0	0.386	9.8	40 x 40	1000

DRC Series
DIN Rail Wire Saddles

Specifications:
- Material: UL94 V-2 Nylon 6/6
- Color: Natural

Features:
- For use in all common DIn rail profiles
- Can be retrofitted to current installations

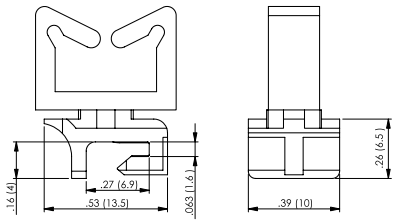

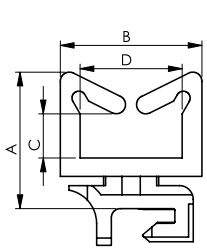

Figure 1

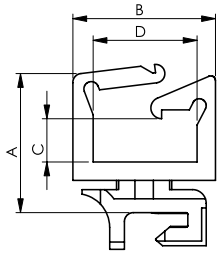

Figure 2

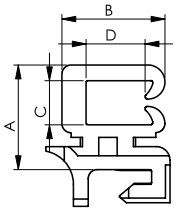

Figure 3

Item No.	Figure	A		B		C		D		Din Rail Style	Bulk Pack Qty
		in	mm	in	mm	in	mm	in	mm		
DRCC-WS01	1	0.583	14.8	0.606	15.4	0.189	4.8	0.437	11.1	C-Profile	1000
DRCC-LWS01	2	0.594	15.1	0.610	15.5	0.142	3.6	0.445	11.3	C-Profile	1000
DRCC-SEC01	3	0.449	11.4	0.441	11.2	0.189	4.8	0.252	6.4	C-Profile	1000
DRCT-WS01	1	0.583	14.8	0.606	15.4	0.189	4.8	0.437	11.1	Top Hat Profile	1000
DRCT-LWS01	2	0.594	15.1	0.610	15.5	0.142	3.6	0.445	11.3	Top Hat Profile	1000
DRCT-SEC01	3	0.449	11.4	0.441	11.2	0.189	4.8	0.252	6.4	Top Hat Profile	1000
DRCG-WS01	1	0.583	14.8	0.606	15.4	0.189	4.8	0.437	11.1	G-Profile	1000
DRCG-LWS01	2	0.594	15.1	0.610	15.5	0.142	3.6	0.445	11.3	G-Profile	1000
DRCG-SEC01	3	0.449	11.4	0.441	11.2	0.189	4.8	0.252	6.4	G-Profile	1000

WS-SR/LWS-SR Series
Wire Saddles - Snap Rivet Mount

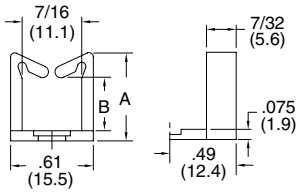

Figure 1

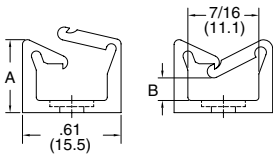

Figure 2

Specifications:
- Material: UL94 V-2 Nylon 6/6
- Color: Natural

Features:
- Designed to mount easily on chassis with plastic SR rivet (See Table) or a #6 screw
- Allows mounting to a wide range of panel thicknesses; up to 0.219" thick

Use Essentra Rivet Number	Chassis Thickness Range	
	in	mm
SR-3535	0.010 - 0.046	0.3 - 1.2
SR-3545	0.046 - 0.081	1.2 - 2.1
SR-3550	0.069 - 0.105	1.8 - 2.7
SR-3555	0.081 - 0.120	2.1 - 3.7
SR-3560	0.109 - 0.144	2.8 - 3.7
SR-3570	0.140 - 0.180	3.6 - 4.6
SR-3580	0.180 - 0.219	4.6 - 5.6

Item No.	Figure	A		B		Ø Mounting Hole		Bulk Pack Qty
		in	mm	in	mm	in	mm	
WS-SR-1-01	1	0.45	11.4	0.17	4.3	0.142 - 0.146	3.6 - 3.7	1000
LWS-SR-1-01	2	0.45	11.4	0.14	3.6	0.142 - 0.146	3.6 - 3.7	1000
WS-SR-2-01	1	0.64	16.3	0.36	9.1	0.142 - 0.146	3.6 - 3.7	1000
LWS-SR-2-01	2	0.64	16.3	0.34	8.6	0.142 - 0.146	3.6 - 3.7	1000
WS-SR-3-01	1	1.00	25.4	0.73	18.5	0.142 - 0.146	3.6 - 3.7	1000
LWS-SR-3-01	2	1.00	25.4	0.72	18.3	0.142 - 0.146	3.6 - 3.7	1000
WS-SR-4-01	1	1.31	33.3	1.04	26.4	0.142 - 0.146	3.6 - 3.7	1000
LWS-SR-4-01	2	1.31	33.3	1.00	25.4	0.142 - 0.146	3.6 - 3.7	1000

WS-SH Series
Wire Saddles - Square Hole Mount

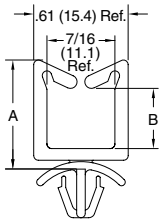

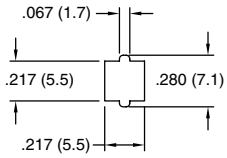

Mounting Hole

Specifications:
- Material: Nylon 6/6
- Color: Natural

Features:
- Mounts into a square hole to prevent rotation

Item No.			Panel Thickness		A Ref.		B Ref.		Depth		Bulk Pack Qty
UL94 V-2	UL94 V-0	Approval	in	mm	in	mm	in	mm	in	mm	
WS-SH-1-01	WS-SH-1-19		0.031 - 0.078	0.8 - 2.0	0.51	13.0	0.19	4.8	0.219	5.6	1000
WS-SH-2-01	WS-SH-2-19		0.031 - 0.078	0.8 - 2.0	0.70	17.8	0.39	10.0	0.219	5.6	1000
WS-SH-3-01	WS-SH-3-19		0.031 - 0.078	0.8 - 2.0	1.06	26.9	0.75	19.1	0.219	5.6	1000
WS-SH-4-01	WS-SH-4-19		0.031 - 0.078	0.8 - 2.0	1.37	34.8	1.07	27.2	0.219	5.6	1000

ESSENTIAL SOLUTIONS DELIVERED

VISIT OUR WEBSITE
www.essentracomponents.com

GIVE US A CALL
800 847 0486

SEND US AN EMAIL
sales@essentracomponents.com

SEND US A FAX
866 561 6617

WIRE SADDLES

WS-SE/LWS-SE/22SEWC Series
Wire Saddles - Side Entry

LINE EXTENSION

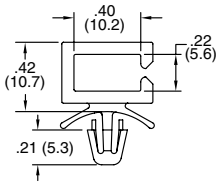

Figure 1

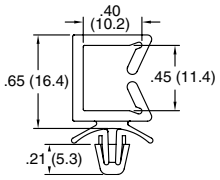

Figure 2

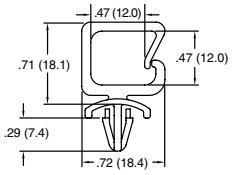

Figure 3

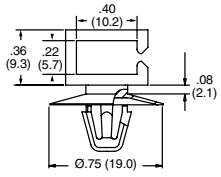

Figure 4

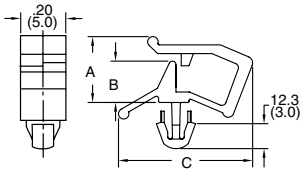

Figure 5

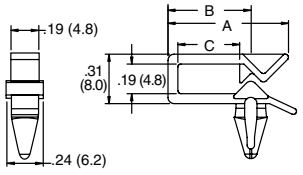

Figure 6

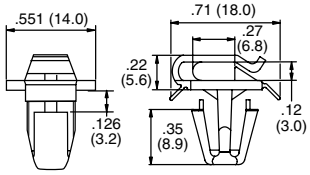

Figure 7

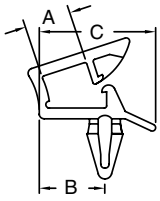

Figure 8

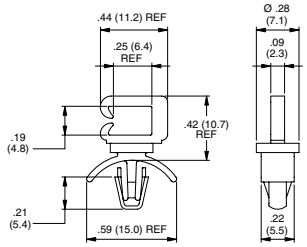

Figure 9

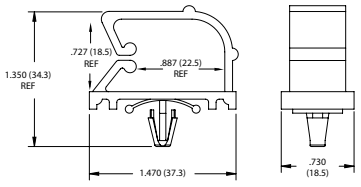

Figure 10

Specifications:
- Material: Nylon 6/6
- Color: Natural

Features:
- Gathers and routes single or groups of wires and cables
- Side entry provides low height where clearance is a problem

Item No.				A Ref.		B		C Ref.		Ø Mounting Hole		Panel Thickness		Bulk Pack Qty
UL94 V-2	UL94 V-0	Approval	Figure	in	mm	in	mm	in	mm	in	mm	in	mm	
WS-SE-A-1-01	WS-SE-A-1-19	—	1			See Figure 1				0.187	4.8	0.031 - 0.078	0.8 - 2.0	1000
WS-SE-A-2-01	WS-SE-A-2-19	—	2			See Figure 2				0.187	4.8	0.031 - 0.078	0.8 - 2.0	1000
WS-SE-A-3-01	WS-SE-A-3-19	—	3			See Figure 3				0.187	4.8	0.024 - 0.071	0.6 - 1.8	1000
WS-SE-A-4-01	WS-SE-A-4-19	—	4			See Figure 4				0.256	6.5	0.031 - 0.078	0.8 - 2.0	1000
WS-SE1-1-01	—	ᵲᵳ	5	0.190	4.8	0.090	2.4	0.500	12.7	0.138	3.5	0.020 - 0.063	0.5 - 1.6	1000
WS-SE1-2-01	—	ᵲᵳ	5	0.260	6.7	0.160	4.2	0.590	15.1	0.138	3.5	0.020 - 0.063	0.5 - 1.6	1000
WS-SE1-3-01	—	ᵲᵳ	5	0.340	8.5	0.230	5.7	0.810	20.3	0.138	3.5	0.020 - 0.063	0.5 - 1.6	1000
WS-SE2-1-01	—	ᵲᵳ	6	0.650	16.6	0.410	10.5	0.280	7.1	0.187	4.8	0.020 - 0.063	0.5 - 1.6	1000
WS-SE2-2-01	—	ᵲᵳ	6	0.770	19.5	0.530	13.4	0.390	10.0	0.187	4.8	0.020 - 0.063	0.5 - 1.6	1000
WS-SE3-1-01	—	—	7			See Figure 7				0.314	8.0	0.062 - 0.102	1.6 - 2.6	1000
LWS-SE2-1-01	—	ᵲᵳ	8	0.270	6.9	0.380	9.7	0.670	17.0	0.187	4.8	0.020 - 0.063	0.5 - 1.6	1000
LWS-SE2-2-01	—	ᵲᵳ	8	0.400	10.2	0.530	13.5	0.800	20.8	0.187	4.8	0.020 - 0.063	0.5 - 1.6	1000
WS-SE-C-1-19	—	ᵲᵳ	9			See Figure 9				0.187	4.8	0.031 - 0.078	0.8 - 2.0	1000
• 22SEWC750100	—	—	10	—	—	—	—	—	—	0.250	6.4	0.105	2.7	100

SMWSLT Series
Side Mount Wire Saddles

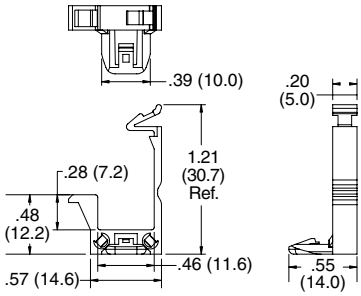

Specifications:
- Material: UL94 V-0 Nylon 6/6
- Color: Natural

Features:
- No protrusion through the chassis
- No risk of rotation
- Easy to install
- Removable by depressing locking tab
- Cables are locked in place yet easily removed

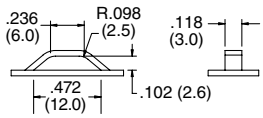

Mounting Dimensions

Item No.	Bulk Pack Qty
SMWSLT-1-19	1000

WS/WWS/WSBH Series
Wire Saddles



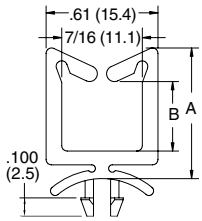

Figure 1

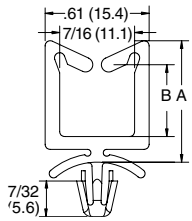

Figure 2

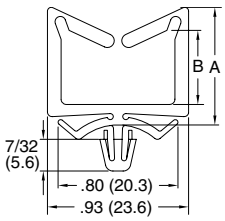

Figure 3

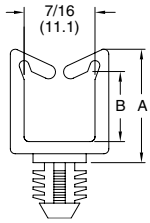

Figure 4

Specifications:
- Material: Nylon 6/6
- Color: Natural
- Depth: 0.22 (5.6)

Features:
- Gathers and routes cables or wires
- WSBH parts are designed to mount in blind holes

Item No.				A Ref.		B Ref.		Ø Mounting Hole		Panel Thickness		Bulk Pack Qty
UL94V-2	UL94 V-0	Approval	Figure	in	mm	in	mm	in	mm	in	mm	
WS-1-01	WS-1-19		1	0.52	13.2	0.19	4.8	0.187	4.8	0.062	1.6	1000
WS-A-1-01	WS-A-1-19		2	0.52	13.2	0.19	4.8	0.187	4.8	0.062	1.6	1000
WSBH-1-01	—		4	0.52	13.2	0.19	4.8	0.312	7.9	0.250	6.4	1000
WS-2-01	WS-2-19		1	0.71	18.0	0.38	9.7	0.187	4.8	0.062	1.6	1000
WS-A-2-01	WS-A-2-19		2	0.71	18.0	0.38	9.7	0.187	4.8	0.062	1.6	1000
WS-A-2-1-01	WS-A-2-1-19		2	0.71	18.0	0.38	9.7	0.187	4.8	0.062	1.6	1000
WS-A-2-2-01	WS-A-2-2-19		2	0.71	18.0	0.38	9.7	0.187	4.8	0.125	3.2	1000
WSBH-2-01	—		4	0.71	18.0	0.38	9.7	0.312	7.9	0.250	6.4	1000
WWS-A-2-01	WWS-A-2-19		3	0.77	19.6	0.50	12.7	0.187	4.8	0.047	1.19	1000
WS-3-01	WS-3-19		1	1.07	27.2	0.74	18.8	0.187	4.8	0.062	1.6	1000
WS-A-3-01	WS-A-3-19		2	1.07	27.2	0.74	18.8	0.187	4.8	0.062	1.6	1000
WS-A-2-3-01	WS-A-2-3-19		2	1.07	27.2	0.74	18.8	0.187	4.8	0.125	3.2	1000
WSBH-3-01	—		4	1.07	27.2	0.74	18.8	0.312	7.9	0.250	6.4	1000
WWS-A-3-01	WWS-A-3-19		3	1.12	28.5	0.85	21.6	0.187	4.8	0.047	1.19	1000
WS-4-01	WS-4-19		1	1.38	35.0	1.05	26.7	0.187	4.8	0.062	1.6	1000
WS-A-4-01	WS-A-4-19		2	1.38	35.0	1.05	26.7	0.187	4.8	0.062	1.6	1000
WS-A-2-4-01	WS-A-2-4-19		2	1.38	35.0	1.05	26.7	0.187	4.8	0.125	3.2	1000
WSBH-4-01	—		4	1.38	35.0	1.05	26.7	0.312	7.9	0.250	6.4	1000

WIRE SADDLES

22MWHA/22WHA/22WHB Series
Wire/Cable Holders

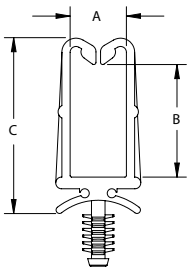

Figure 1

NEW

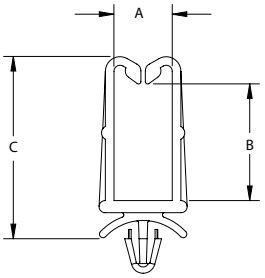

Figure 2

Specifications:
- Material: UL94 V-2 Nylon 6/6
- Color: Natural

Features:
- Can be used in a variety of panel thicknesses and materials
- Sizes are available to handle wire bundle diameters from 0.375" (9.5 mm) to 0.500" (12.7 mm)
- Corrosion, vibration and abrasion resistant

Item No.	Figure	Ø Hole in	Ø Hole mm	A in	A mm	B in	B mm	C in	C mm	Panel Range in	Panel Range mm	Bulk Pack Qty
22WHA375050	1	0.187	4.8	0.375	9.5	0.500	12.7	0.922	23.4	VARIABLE		1000
22WHA375075	1	0.187	4.8	0.375	9.5	0.750	19.1	1.172	29.8	VARIABLE		1000
22WHA500075	1	0.187	4.8	0.500	12.7	0.750	19.1	1.219	31.0	VARIABLE		1000
22WHA500100	1	0.187	4.8	0.500	12.7	1.000	25.4	1.469	37.3	VARIABLE		1000
22MWHA095127	1	0.197	5.0	0.375	9.5	0.500	12.7	0.921	23.4	VARIABLE		1000
22MWHA095190	1	0.197	5.0	0.375	9.5	0.750	19.1	1.172	29.8	VARIABLE		1000
22MWHA127190	1	0.197	5.0	0.500	12.7	0.750	19.1	1.219	21.0	VARIABLE		1000
22MWHA127254	1	0.197	5.0	0.500	12.7	1.000	25.4	1.469	37.3	VARIABLE		1000
22WHB375050	2	0.187	4.8	0.375	9.5	0.500	12.7	0.900	22.9	0.030 - 0.093	0.76 - 2.4	1000
22WHB375075	2	0.187	4.8	0.375	9.5	0.750	19.1	1.172	29.8	0.030 - 0.093	0.76 - 2.4	1000
22WHB500075	2	0.187	4.8	0.500	12.7	0.750	19.1	1.200	30.5	0.030 - 0.093	0.76 - 2.4	1000
22WHB500100	2	0.187	4.8	0.500	12.7	1.000	25.4	1.425	36.2	0.030 - 0.093	0.76 - 2.4	500

WS-9/LWS-9 Series
Quarter-Turn Wire Saddles

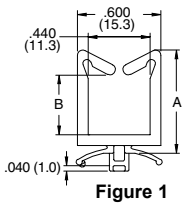

Figure 1

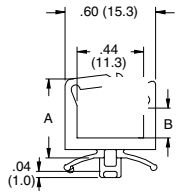

Figure 2

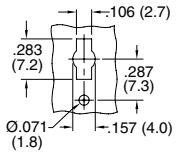

Mounting Hole Detail

Specifications:
- Material: UL94 V-2 Nylon 6/6
- Color: Natural
- Depth: 0.22 (5.6)

Features:
- Easily inserted and removed by turning 90°
- Low protrusion under board, only 1mm
- Available in locking and non-locking styles

Item No.	Figure	A Ref. in	A Ref. mm	B Ref. in	B Ref. mm	Panel Thickness in	Panel Thickness mm	Bulk Pack Qty
WS-9-1-01	1	0.51	13.0	0.19	4.8	0.031 - 0.063	0.8 - 1.6	1000
WS-9-2-01	1	0.70	17.8	0.39	10.0	0.031 - 0.063	0.8 - 1.6	1000
WS-9-3-01	1	1.06	26.9	0.75	19.1	0.031 - 0.063	0.8 - 1.6	1000
WS-9-4-01	1	1.37	34.8	1.07	27.2	0.031 - 0.063	0.8 - 1.6	1000
LWS-9-1-01	2	0.51	13.0	0.15	3.8	0.031 - 0.063	0.8 - 1.6	1000
LWS-9-2-01	2	0.70	17.8	0.39	9.8	0.031 - 0.063	0.8 - 1.6	1000
LWS-9-3-01	2	1.06	26.9	0.75	19.1	0.031 - 0.063	0.8 - 1.6	1000
LWS-9-4-01	2	1.37	34.8	1.07	27.2	0.031 - 0.063	0.8 - 1.6	1000

LWS/LWSBH/WSLT/WSLC/WSLTRA/22LGWH Series
Locking Wire/Cable Saddles

LINE EXTENSION



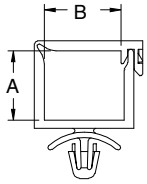

Figure 1

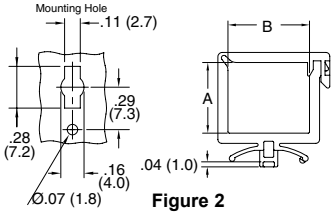

Figure 2

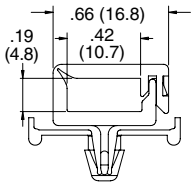

Figure 3

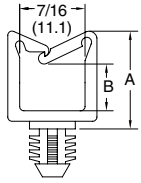

Figure 4

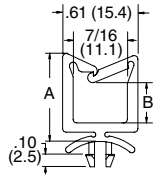

Figure 5

Specifications:
- Material: Nylon 6/6
- Color: Natural

Features:
- Cables are locked in place yet easily removable
- WSLT-9 includes a quarter-turn base
- WSLTRA has a releasable arrow-head for easy removal

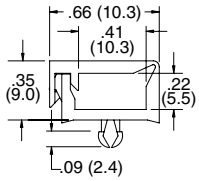

Figure 7

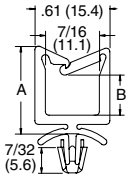

Figure 8

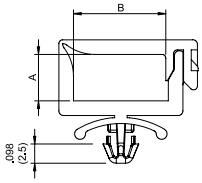

Figure 9

Item No.				A		B		Ø Mounting Hole		Panel Thickness		Bulk Pack Qty
UL94 V-2	UL94 V-0	Approval	Figure	in	mm	in	mm	in	mm	in	mm	
WSLC-1-01	—	—	9	0.079	6.0	0.236	6.0	0.138	3.5	0.031 - 0.087	0.8 - 2.2	1000
WSLT-3.5-2-1-01	WSLT-3.5-2-1-19		1	0.140	3.4	0.530	13.5	0.138	3.5	0.031 - 0.078	0.8 - 2.0	1000
WSLT-02-1-01	WSLT-02-1-19		1	0.140	3.4	0.530	13.5	0.187	4.8	0.031 - 0.078	0.8 - 1.98	1000
WSLC-2-01	—	—	9	0.157	4.0	0.236	6.0	0.138	3.5	0.031 - 0.087	0.8 - 2.2	1000
WSLC-3-01	—	—	9	0.157	4.0	0.354	9.0	0.138	3.5	0.031 - 0.087	0.8 - 2.2	1000
WSLC-5-01	—	—	9	0.157	4.0	0.472	12.0	0.138	3.5	0.031 - 0.087	0.8 - 2.2	1000
WSLT-01A-01	WSLT-01A-19		1	0.190	4.8	0.420	10.7	0.187	4.8	0.031 - 0.078	0.8 - 1.98	1000
WSLT-9-01A-01	—	—	2	0.190	4.8	0.420	10.7	See Mounting Hole Detail		0.031 - 0.063	0.8 - 1.6	1000
WSLC-4-01	—	—	9	0.236	6.0	0.354	9.0	0.138	3.5	0.031 - 0.087	0.8 - 2.2	1000
WSLC-6-01	—	—	9	0.236	6.0	0.472	12.0	0.138	3.5	0.031 - 0.087	0.8 - 2.2	1000
WSLT-01-2-01	WSLT-01-2-19		1	0.350	8.8	0.420	10.7	0.187	4.8	0.031 - 0.078	0.8 - 1.98	1000
WSLT-9-01-2-01	—	—	2	0.360	9.1	0.420	10.7	See Mounting Hole Detail		0.031 - 0.063	0.8 - 1.6	1000
WSLT-02A-01	WSLT-02A-19		1	0.390	10.0	0.640	16.3	0.187	4.8	0.031 - 0.078	0.8 - 1.98	1000
WSLT-9-02A-1-01	—	—	2	0.390	10.0	0.640	16.3	See Mounting Hole Detail		0.031 - 0.063	0.8 - 1.6	1000
LWS-1-01	LWS-1-19		5	0.520	13.2	0.140	3.6	0.187	4.8	0.062	1.6	1000
LWSBH-1-01	—		4	0.520	13.2	0.140	3.6	0.312	7.9	0.250	6.4	1000
LWS-A-1-01	LWS-A-1-19		8	0.520	13.2	0.140	3.6	0.187	4.8	0.062	1.6	1000
LWS-A-2-1-01	LWS-A-2-1-19		8	0.520	13.2	0.140	3.6	0.187	4.8	0.125	3.2	1000
• 22LGWH4500190	—	—	8	0.545	13.8	0.222	5.6	0.187	4.8	0.090	2.3	500
WSLT-03-2-01	WSLT-03-2-19		1	0.550	14.1	0.640	16.3	0.187	4.8	0.062	1.6	1000
WSLT-9-03-2-01	—	—	2	0.560	14.1	0.640	16.3	See Mounting Hole Detail		0.031 - 0.063	0.8 - 1.6	1000
LWS-2-01	LWS-2-19		5	0.710	18.0	0.330	8.4	0.187	4.8	0.062	1.6	1000
LWSBH-2-01	—		4	0.710	18.0	0.330	8.4	0.312	7.9	0.250	6.4	1000
LWS-A-2-01	LWS-A-2-19		8	0.710	18.0	0.330	8.4	0.187	4.8	0.062	1.6	1000
LWS-A-2-2-01	LWS-A-2-2-19		8	0.710	18.0	0.330	8.4	0.187	4.8	0.125	3.2	1000
• 22LGWH4500360	—	—	8			0.711		0.187	4.8	0.090	2.3	1000
WSLT-03-3-01	WSLT-03-3-19		1	0.850	21.7	0.710	18.0	0.187	4.8	0.031 - 0.078	0.8 - 1.98	1000
WSLT-9-03-3-01	—	—	2	0.850	21.7	0.710	18.0	See Mounting Hole Detail		0.031 - 0.063	0.8 - 1.6	1000
WSLTRA-1-01	—	—	3			See Figure 3		0.187	4.8	0.062	1.6	1000
• 22LGWH4500718	—	—	8	1.000	25.4	0.660	16.8	0.187	4.8	0.090	2.3	1000
LWS-3-01	LWS-3-19		5	1.070	27.2	0.690	17.5	0.187	4.8	0.062	1.6	1000
LWSBH-3-01	—		4	1.070	27.2	0.690	17.5	0.312	7.9	0.250	6.4	1000
LWS-A-3-01	LWS-A-3-19		8			1.070		0.187	4.8	0.062	1.6	1000
LWS-A-2-3-01	LWS-A-2-3-19		8	1.070	27.2	0.690	17.5	0.187	4.8	0.125	3.2	1000
• 22LGWH450750	—	—	8	1.078	27.4	0.738	18.8	0.187	4.8	0.090	2.3	1000
LWS-4-01	LWS-4-19		5	1.380	35.0	1.000	25.4	0.187	4.8	0.062	1.6	1000
LWSBH-4-01	—		4	1.380	35.0	1.000	25.4	0.312	7.9	0.250	6.4	1000
WSLT-T-01A-19	—	—	7			See Figure 7		0.118	3.0	0.065	1.7	1000
LWS-A-4-01	LWS-A-4-19		8	1.380	35.0	1.000	25.4	0.187	4.8	0.062	1.6	1000
LWS-A-2-4-01	LWS-A-2-4-19		8	1.380	35.0	1.000	25.4	0.187	4.8	0.125	3.2	1000
• 22LGWH4501062	—	—	8	1.416	36.0	1.093	27.8	0.187	4.8	0.090	2.3	500

WIRE SADDLES

MWSEB/WSB/MWSB/WS-SE-B/22MWCA/22AWC Series
Wire Saddles on Adhesive Base

LINE EXTENSION



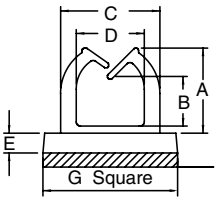

Figure 1

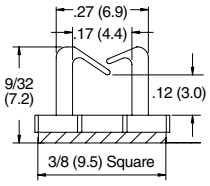

Figure 2

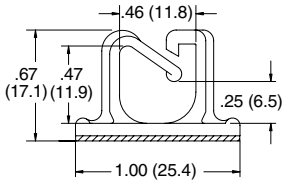

Figure 3

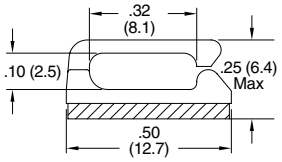

Figure 4

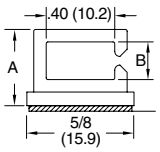

Figure 5

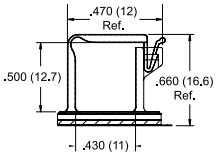

Figure 6

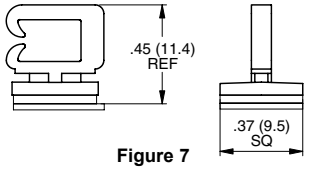

Figure 7

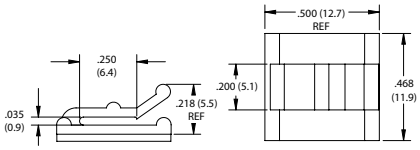

Figure 8

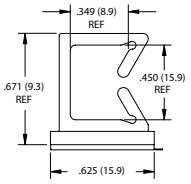

Figure 9

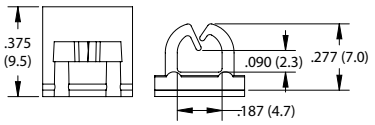

Figure 10

Specifications:

- Material: Nylon 6/6
- Color: Natural

Features:

- Self adhesive wire saddle is designed to support lightweight wire bundles
- Small profile design is ideal for routing fiber

Item No.				A Ref.		B Ref.		C Ref.		D Ref.		E Ref.		G Ref.		Depth		Bulk Pack
UL94 V-2	UL94 V-0	Approval	Figure	in	mm	in	mm	in	mm	in	mm	in	mm	in	mm	in	mm	Qty
MWSEB-1-01A-RT	MWSEB-1-19A-RT		1	0.160	4.0	0.050	1.3	0.280	7.0	0.190	4.8	0.060	1.6	0.370	9.5	See Fig. 1		1000
• 22MWCA1870375	—	—	10							See Figure 10								1000
MWSEB-2-01A-RT	MWSEB-2-19A-RT		1	0.240	6.0	0.130	3.3	0.280	7.0	0.190	4.8	0.060	1.6	0.370	9.5	See Fig. 1		1000
MWSEB-3-01A-RT	MWSEB-3-19A-RT		1	0.290	7.3	0.120	3.0	0.350	9.0	0.260	6.6	0.080	2.0	0.500	12.7	See Fig. 1		1000
MWSEB-4-01A-RT	MWSEB-4-19A-RT		1	0.360	9.2	0.190	4.8	0.430	10.8	0.320	8.0	0.080	2.0	0.500	12.7	See Fig. 1		1000
MWSEB-5-01A-RT	MWSEB-5-19A-RT		1	0.440	11.2	0.230	5.8	0.470	11.9	0.360	9.1	0.080	2.0	0.500	12.7	See Fig. 1		1000
MWSEB-6-01A-RT	MWSEB-6-19A-RT		1	0.510	13.0	0.330	8.4	0.470	12.0	0.360	9.2	0.080	2.0	0.500	12.7	See Fig. 1		1000
• 22MWCA310500	—	—	1	0.369	9.4	0.310	7.9	0.420	10.7	0.310	7.9	0.078	1.98	0.500	12.7	0.500	12.7	1000
• 22MWCA350500	—	—	1	0.525	13.3	0.165	4.2	0.500	12.7	0.350	8.9	—	—	0.500	12.7	0.500	12.7	1000
• 22MWCA350750TAB	—	—	1	0.525	13.3	0.250	12.7	—	—	0.350	8.9	—	—	0.750	19.1	0.750	19.1	1000
MWSB-1-01A-RT	MWSB-1-19A-RT		2					See Figure 2								See Fig. 2		1000
WSB-2-01A-RT	—		3					See Figure 3								0.480	12.1	1000
MWSSEB-1-01A-RT	MWSSEB-1-19A-RT		4					See Figure 4								0.375	9.5	1000
• 22AWCF250047	—	—	8					See Figure 8								0.468	11.9	1000
MWSSEBE-1-01A	MWSSEBE-1-19A		4					See Figure 4								0.500	12.7	1000
WS-SE-B-1-01A	—		5	0.450	11.4	0.220	5.6			See Figure 5						0.375	9.5	1000
WS-SE-B-2-01A	—		5	0.675	17.1	0.450	11.4			See Figure 5						0.375	9.5	1000
• 22AWC350450TAB	—	—	9	0.671	17.0	0.450	11.4			See Figure 9				0.625	15.9	0.375	9.5	1000
—	WSLTB-03A-19A	—	6					See Figure 6								0.750	19.0	1000
—	WS-SE-C-19A2-RT	—	7					See Figure 7								0.374	9.5	1000

WWSB Series
Wire Saddles on Adhesive Base

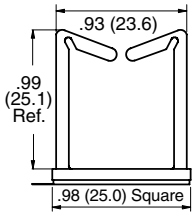

Specifications:
- Material: UL94 HB Nylon 6/6
- Color: Natural

Features:
- No through-hole required
- Large capacity

Item No.	Bulk Pack Qty
WWSB-3-148A-RT	500

OFNS Series
Optical Fiber Wire Saddles

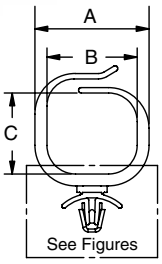

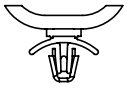
Figure 1
Ø.187

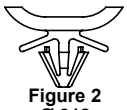
Figure 2
Ø.312

Figure 3
.307 Square

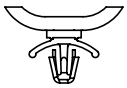
Figure 4
Ø.250

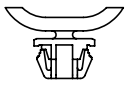
Figure 5
.374 Square

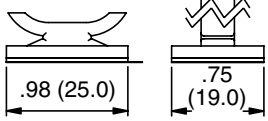

Figure 6

Specifications:
- Material: Nylon 6/6
- Color: Natural

Features:
- No stress is applied to fiber upon entry
- Smooth, rounded corners
- Six mounting styles

Item No.			A Ref.		B Ref.		C Ref.		Ø Mounting Hole		Panel Thickness		Depth		Bulk Pack Qty
UL94 V-2	UL94 V-0	Figure	in	mm	in	mm	in	mm	in	mm	in	mm	in	mm	
OFNS-13-187-01	OFNS-13-187-19	1	1.06	26.8	0.83	21.2	0.75	19.0	0.187	4.8	0.031 - 0.079	0.8 - 2.0	0.27	6.9	1000
OFNS-13-312-01	OFNS-13-312-19	2	1.06	26.8	0.83	21.2	0.75	19.0	0.312	7.9	0.031 - 0063	0.8 - 1.6	0.27	6.9	1000
OFNS-13-250-01	OFNS-13-250-19	4	1.06	26.8	0.83	21.2	0.75	19.0	0.250	6.4	0.031 - 0.079	0.8 - 2.0	0.27	6.9	1000
OFNS13-S9.5M-01	OFNS13-S9.5M-19	5	1.06	26.8	0.83	21.2	0.75	19.0	0.374 Square	9.5 Square	0.031 - 0.079	0.8 - 2.0	0.27	6.9	1000
OFNSB-13-01A-RT	OFNSB-13-19A-RT	6	1.06	26.8	0.83	21.2	0.75	19.0	Adhesive	Adhesive	Adhesive	Adhesive	0.27	6.9	500
OFNS-16-187-01	OFNS-16-187-19	1	1.35	34.3	1.13	28.7	0.99	25.1	0.187	4.8	0.031 - 0.079	0.8 - 2.0	0.27	6.9	1000
OFNS-16-312-01	OFNS-16-312-19	2	1.35	34.3	1.13	28.7	0.99	25.1	0.312	7.9	0.031 - 0.063	0.8 - 1.6	0.27	6.9	1000
OFNS-16-S307-01	OFNS-16-S307-19	3	1.35	34.3	1.13	28.7	0.99	25.1	0.307 Square	7.8 Square	0.031 - 0.079	0.8 - 2.0	0.27	6.9	1000
OFNS16-S9.5M-01	OFNS16-S9.5M-19	4	1.35	34.3	1.13	28.7	0.99	25.1	0.374 Square	9.5 Square	0.031 - 0.079	0.8 - 2.0	0.27	6.9	1000
OFNSB-16-01A-RT	OFNSB-16-19A-RT	6	1.35	34.3	1.13	28.7	0.99	25.1	Adhesive	Adhesive	Adhesive	Adhesive	0.27	6.9	500
OFNS28-S9.5M-01	OFNS28-S9.5M-19	5	1.35	34.3	1.13	28.7	0.99	25.1	0.374 Square	9.5 Square	0.031 - 0.079	0.8 - 2.0	0.27	6.9	500

MOFNSA/MOFNSP/MOFNSB Series
Mini Optical Fiber Wire Saddles

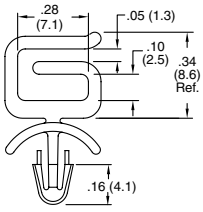

Figure 1

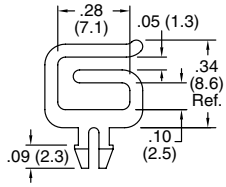

Figure 2

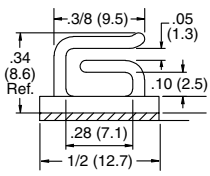

Figure 3

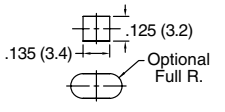

Mounting Hole

Specifications:
- Material: Nylon 6/6
- Color: Natural

Features:
- Design eliminates stress to fiber upon entry
- Smooth, rounded corners

Item No.			Ø Mounting Hole		Panel Thickness		Depth		Bulk Pack Qty
UL94 V-2	UL94 V-0	Figure	in	mm	in	mm	in	mm	
MOFNSA-2-01	MOFNSA-2-19	1	0.125	3.2	0.093	2.4	0.125	3.2	1000
MOFNSP-2-01	MOFNSP-2-19	2	See Figure 2		0.063	1.6	0.125	3.2	1000
MOFNSB-2-01A-RT	MOFNSB-2-19A-RT	3	Adhesive Mount				0.375	9.5	1000

WIRE SADDLES

MWS/MWSET/MBHWSSE/MWSEA/MWSLT Series
Micro Wire Saddles

LINE EXTENSION

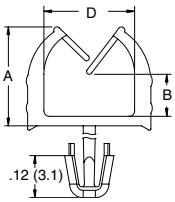

Figure 1

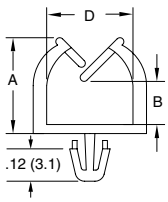

Figure 2

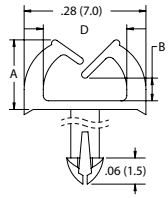

Figure 3

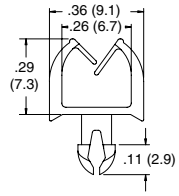

Figure 4

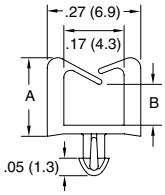

Figure 5

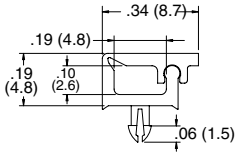

Figure 6

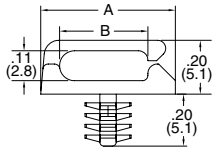

Figure 7

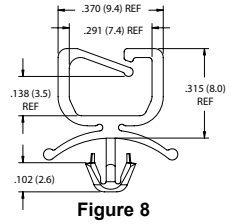

Figure 8

Specifications:
- Material: Nylon 6/6
- Color: Natural

Features:
- Gathers and routes wires
- Small profile is ideal for routing fiber

Item No.				A Ref.		B Ref.		D		Ø Mounting Hole		Panel Thickness		Bulk Pack Qty
UL94 V-2	UL94 V-0	Approval	Figure	in	mm	in	mm	in	mm	in	mm	in	mm	
MWSET1-1-01	MWSET1-1-19		3	0.16	4.0	0.04	0.9	0.19	4.8	0.067	1.7	0.063	1.6	1000
MWSET1-1-1-01	MWSET1-1-1-19		3	0.16	4.0	0.04	0.9	0.190	4.8	0.067	1.7	0.093	2.4	1000
MWS-1-01	MWS-1-19		5	0.23	5.8	0.12	3.0	See Figure 5		0.070	1.8	0.062	1.6	1000
MWS1-1-01	MWS1-1-19	—	5	0.23	5.8	0.12	3.0	See Figure 5		0.070	1.8	0.093	2.4	1000
MWSET1-2-01	MWSET1-2-19		3	0.24	6.0	0.11	2.9	0.19	4.8	0.067	1.7	0.063	1.6	1000
MWSET1-2-1-01	MWSET1-2-1-19		3	0.24	6.0	0.11	2.9	0.19	4.8	0.067	1.7	0.093	2.4	1000
MWSEA1-1-01	MWSEA1-1-19		1	0.29	7.3	0.12	3.0	0.26	6.6	0.118	3.0	0.063	1.6	1000
MWSEA2-1-01	MWSEA2-1-19		1	0.29	7.3	0.12	3.0	0.26	6.6	0.138	3.5	0.063	1.6	1000
MWSEA1-1-1-01	MWSEA1-1-1-19		1	0.29	7.3	0.12	3.0	0.26	6.6	0.118	3.0	0.093	2.4	1000
MWSEA2-1-1-01	MWSEA2-1-1-19		1	0.29	7.3	0.12	3.0	0.26	6.6	0.138	3.5	0.093	2.4	1000
MWSEA1-2-01	MWSEA1-2-19		1	0.36	9.1	0.16	3.9	0.32	8.1	0.118	3.0	0.063	1.6	1000
MWSEA2-2-01	MWSEA2-2-19		1	0.36	9.1	0.16	3.9	0.32	8.1	0.138	3.5	0.063	1.6	1000
MWSEA1-1-2-01	MWSEA1-1-2-19		1	0.36	9.1	0.16	3.9	0.32	8.1	0.118	3.0	0.093	2.4	1000
MWSEA2-1-2-01	MWSEA2-1-2-19		1	0.36	9.1	0.16	3.9	0.32	8.1	0.138	3.5	0.093	2.4	1000
MWSEA3-2-01	MWSEA3-2-19		2	0.36	9.1	0.16	3.9	0.32	8.1	0.138	3.5	0.063	1.6	1000
MWSEA1-3-01	MWSEA1-3-19		1	0.44	11.2	0.24	6.0	0.36	9.1	0.118	3.0	0.063	1.6	1000
MWSEA2-3-01	MWSEA2-3-19		1	0.44	11.2	0.24	6.0	0.36	9.1	0.138	3.5	0.063	1.6	1000
MWSEA1-1-3-01	MWSEA1-1-3-19		1	0.44	11.2	0.24	6.0	0.36	9.1	0.118	3.0	0.093	2.4	1000
MWSEA2-1-3-01	MWSEA2-1-3-19		1	0.44	11.2	0.24	6.0	0.36	9.1	0.138	3.5	0.093	2.4	1000
—	MWS-2-19	—	5	0.44	11.2	0.33	8.5	See Figure 5		0.070	1.8	0.063	1.6	1000
—	MWS-3-19	—	5	0.44	11.2	0.33	8.5	See Figure 5		0.070	1.8	0.087	2.2	1000
MWSEA1-4-01	MWSEA1-4-19		1	0.51	13.0	0.30	7.7	0.36	9.1	0.118	3.0	0.063	1.6	1000
MWSEA2-4-01	MWSEA2-4-19		1	0.51	13.0	0.30	7.7	0.36	9.1	0.138	3.5	0.063	1.6	1000
MWSEA1-1-4-01	MWSEA1-1-4-19		1	0.51	13.0	0.30	7.7	0.36	9.1	0.118	3.0	0.093	2.4	1000
MWSEA2-1-4-01	MWSEA2-1-4-19		1	0.51	13.0	0.30	7.7	0.36	9.1	0.138	3.5	0.093	2.4	1000
MWSET2-1-01	MWSET2-1-19		4			See Figure 4				0.118	3.0	0.039 - 0.047	1.0 - 1.2	1000
MWSET2-2-01	MWSET2-2-19		4			See Figure 4				0.118	3.0	0.047 - 0.063	1.2 - 1.6	1000
MWSLT-1-01	MWSLT-1-19	—	6			See Figure 6				0.067	1.7	0.063	1.6	1000
MWSLT1-1-01	MWSLT1-1-19	—	6			See Figure 6				0.067	1.7	0.093	2.4	1000
MBHWSSE-1-01	—	—	7	0.50	12.7	0.33	0.8	See Figure 7		0.156	4.0	0.040 - 0.160	1.0 - 4.1	1000
MBHWSSE1-1-01	—	—	7	0.67	17.0	0.49	12.5	See Figure 7		0.156	4.0	0.040 - 0.160	1.0 - 4.1	1000
• MWSEA4-1-01	MWSEA4-1-19	—	8			See Figure 8				0.138	3.5	0.024 - 0.063	0.6 - 1.6	1000

WIRE SADDLES & FLAT CABLE CLAMPS

MWSELF/SMWS Series
Standoff Micro Wire Saddles

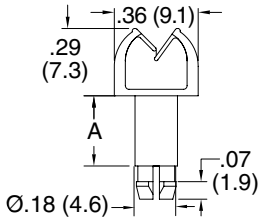

Figure 1

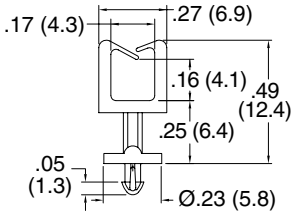

Figure 2

Specifications:
- Material: Nylon 6/6
- Color: Natural

Features:
- Gathers and routes wires
- Standoff design provides spacing between the wires and the chassis

Item No.			A		Ø Mounting Hole		Panel Thickness		Bulk Pack Qty
UL94 V-2	UL94 V-0	Figure	in	mm	in	mm	in	mm	
MWSELF-1-4.1-01	MWSELF-1-4.1-19	1	0.16	4.1	0.15	3.8	0.063	1.6	1000
MWSELF-1-7.7-01	MWSELF-1-7.7-19	1	0.30	7.7	0.15	3.8	0.063	1.6	1000
MWSELF-2-4.1-01	MWSELF-2-4.1-19	1	0.16	4.1	0.15	3.8	0.079	2.0	1000
MWSELF-2-7.7-01	MWSELF-2-7.7-19	1	0.30	7.7	0.15	3.8	0.079	2.0	1000
SMWS-1-01	SMWS-1-19	2	See Figure 2		0.07	1.8	0.062	1.6	1000
SMWS1-1-01	SMWS1-1-19	2	See Figure 2		0.07	1.8	0.093	2.4	1000

WSLTB/MWSLTB/22AWC Series
Wire Saddles Locking Top

LINE EXTENSION

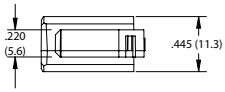

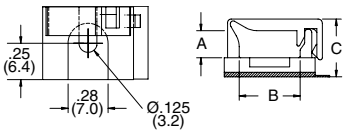

Figure 1

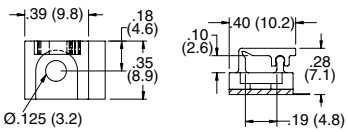

Figure 2

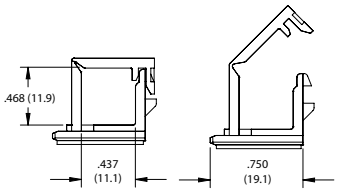

Figure 3

Specifications:
- Material: Nylon 6/6
- Color: Natural

Features:
- Gathers, routes and locks cables and wires

Item No.				A		B		C Ref.		Bulk Pack Qty
UL94 V-0	UL94 V-2	Mounting Method	Figure	in	mm	in	mm	in	mm	
WSLTB-01A-19A	—	Adhesive	1	0.19	4.8	0.42	10.7	0.41	10.4	1000
WSLTB-01A-19	—	#4 or M3 Screw or SR-30XX Rivet	1	0.19	4.8	0.42	10.7	0.38	9.6	1000
WSLTB-02A-19A	—	Adhesive	1	0.39	10.0	0.64	16.3	0.61	15.5	1000
WSLTB-02A-19	—	#4 or M3 Screw or SR-30XX Rivet	1	0.39	10.0	0.64	16.3	0.58	14.7	1000
MWSLTB-1-19A-RT	—	Adhesive	2			See Figure 2				1000
MWSLTB-1-19	—	#4 or M3 Screw or SR-30XX Rivet	2			See Figure 2				1000
•	22AWC438469	Adhesive	3			See Figure 3				1000

SWC Series
Single Wire Clips

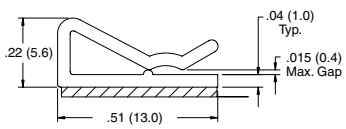

Specifications:
- Material: UL94 V-1 PPE/PS
- Color: White

Features:
- To insert or remove cable, simply lift the tip of the clamp

Item No.	Ø D Holding		Base		Bulk Pack Qty
	in	mm	in	mm	
SWC-0	0.03 - 0.06	0.8 - 1.5	0.51 x 0.38	13.0 x 9.5	1000

FLAT CABLE CLAMPS

MCC Series
Adhesive Mount Micro Cable Clamps

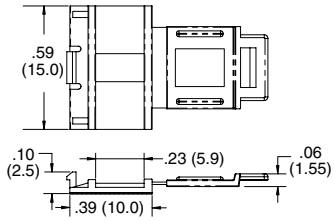

Specifications:
- Material: UL94 V-2 Nylon 6/6
- Color: Black

Features:
- Low profile and small footprint take up little real estate
- Center rib gently grips cables
- Convenient latch is releasable for maintenance
- Easily mounted with adhesive base

Item No.	Max Cable Thickness		Max Cable Width		Bulk Pack Qty
	in	mm	in	mm	
MCC-1-01A-BK	0.040	1.0	0.23	5.8	1000

FCWSS Series
Flat Cable Wire Saddles

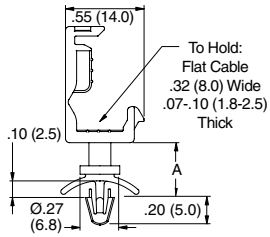

Specifications:
- Material: UL94 V-2 Nylon 6/6
- Color: Black

Features:
- Designed to hold down standard Serial ATA cable
- Flexible tension wing allows a range of cable thicknesses
- Grips cable firmly

Item No.	A		Ø Mounting Hole		Panel Thickness		Bulk Pack Qty
	in	mm	in	mm	in	mm	
FCWSS-1-01BK	0.189	4.8	0.158	4.0	0.032 - 0.064	0.8 - 1.6	1000
FCWSS-2-01BK	0.394	10.0	0.158	4.0	0.032 - 0.064	0.8 - 1.6	1000

FCCE Series
Flat Cable Clamps

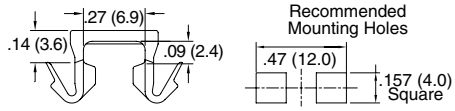

Specifications:
- Material: UL94 V-2 Nylon 6/6
- Color: Natural

Features:
- Holds down ribbon cable
- Extremely low profile

Item No.	Max. Cable Width		Panel Thickness		Depth		Bulk Pack Qty
	in	mm	in	mm	in	mm	
FCCE-9-01	0.250	6.4	0.039 - 0.047	1.0 - 1.2	0.28	7.0	1000

CFCC Series
Side Load Flat Cable Clamps



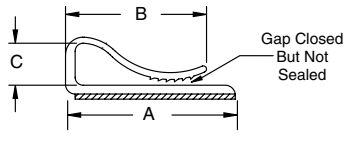



Specifications:
- Material: See Table
- Color: See Table

Features:
- Designed for routing flat ribbon cable
- Serrated grip prevents slippage
- Low profile

Item No.	A		B Ref.		C		Depth		Material	Color	Bulk Pack Qty
	in	mm	in	mm	in	mm	in	mm			
CFCC-3-05A-RT	0.563	14.3	0.49	12.5	0.18	4.6	1.00	25.4	UL94 V-1 PPE/PS	White	1000
CFCC-4-05A-RT	0.563	14.3	0.42	10.7	0.25	6.4	1.00	25.4	UL94 V-1 PPE/PS	White	1000
CFCC-8-05A-RT	1.062	27.0	0.88	22.4	0.25	6.4	1.00	25.4	UL94 V-1 PPE/PS	White	1000
CFCC-8-04A-RT	1.062	27.0	0.88	22.4	0.25	6.4	1.00	25.4	UL94 V-0 PVC	Gray	1000

FLAT CABLE CLAMPS

CFCCS Series
Split Flat Cable Clamps On Adhesive Base

Specifications:
- Material: UL94 V-2 Nylon 6/6
- Color: Natural

Features:
- Tension arm securely holds down flat ribbon cable

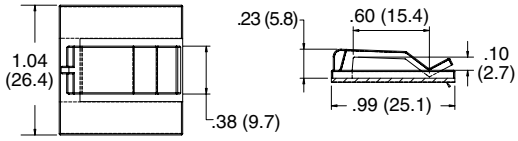

Item No.	Bulk Pack Qty
CFCCS-8-01A	1000

SFCC Series
Split Flat Cable Clamps

Specifications:
- Material: UL94 V-2 Nylon 6/6
- Color: Natural

Features:
- Two tension arms hold flat ribbon cable firmly in place
- Easily installed with screw or adhesive

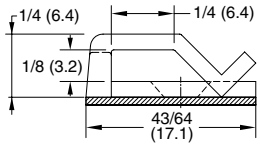

Figure 1

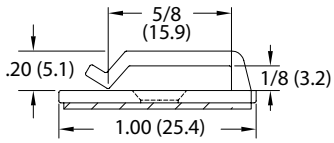

Figure 2

Item No.	Figure	Base in	Base mm	Mounting Method	Bulk Pack Qty
SFCC-4-01	1	0.672 x 0.500	17.1 x 12.7	#4 or M2.5 Flat Head Screw	1000
SFCC-4-01A-RT	1	0.672 x 0.500	17.1 x 12.7	Adhesive	1000
SFCC-8-01	2	1.000 x 1.000	25.4 x 25.4	#6 or M3 Flat Head Screw	1000
SFCC-8-01A-RT	2	1.000 x 1.000	25.4 x 25.4	Adhesive	1000

CFCCA Series
Flat Cable Clamps

Specifications:
- Material: UL94 V-2 Nylon 6/6
- Color: Natural

Features:
- Designed for routing flat ribbon cable
- Serrated grip prevents slippage
- Low profile

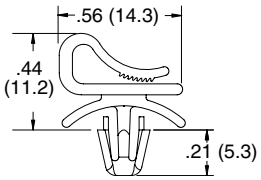

Item No.	Ø Mounting Hole in	Ø Mounting Hole mm	Panel Thickness in	Panel Thickness mm	Base in	Base mm	Bulk Pack Qty
CFCCA-1-01	0.187	4.8	0.310 - 0.078	0.8 - 2.0	0.56 x 0.63	14.3 x 15.9	1000

TFCCA Series
Flat Cable Clamps with Tension

Specifications:
- Material: UL94 V-2 Nylon 6/6
- Color: Natural

Features:
- Provides tension to flat ribbon cable to ensure stability
- Convenient releasable latch

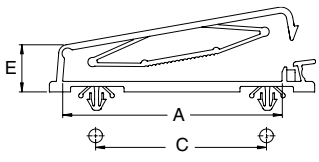

Item No.	Max # of Conductors	A in	A mm	C in	C mm	E in	E mm	Ø Mounting Holes in	Ø Mounting Holes mm	Panel Thickness in	Panel Thickness mm	Depth in	Depth mm	Bulk Pack Qty
TFCCA-15-01	10	0.57	14.5	0.591	15.0	0.56	14.1	0.156	4.0	0.040 - 0.079	1.0 - 2.0	0.36	9.1	100
TFCCA-25-01	20	0.97	24.7	0.787	20.0	0.50	12.7	0.156	4.0	0.040 - 0.079	1.0 - 2.0	0.52	13.2	100
TFCCA-40-01	40	2.13	54.1	1.575	40.0	0.64	16.3	0.156	4.0	0.040 - 0.079	1.0 - 2.0	0.39	10.0	100
TFCCA-50-01	50	2.51	63.8	1.957	49.7	0.54	13.7	0.156	4.0	0.040 - 0.079	1.0 - 2.0	0.40	10.2	100

FLAT CABLE CLAMPS

22RCPM Series
Arrowhead Mounted Flat Cable Clamps

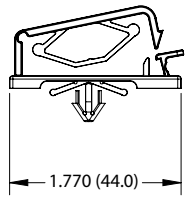

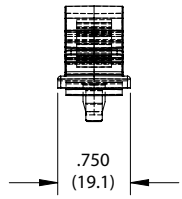

Specifications:
- Material: UL94 V-2 Nylon 6/6
- Color: Natural

Features:
- Quick, easy installation
- Resistant to corrosion, vibration and abrasion
- Convenient releasable latch
- Holds flat wire securely in place

Item No.	Ø Mounting Hole		Panel Thickness		Inside Height		Inside Width		Bulk Pack Qty
	in	mm	in	mm	in	mm	in	mm	
22RCPM1250	0.250	6.4	0.080 - 0.150	2.0 - 3.8	0.250	6.4	1.250	31.8	100

TFCM Series
Flat Cable Clamps with Tension on Adhesive Base

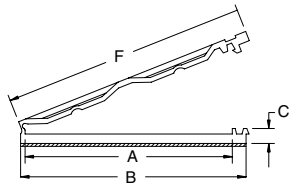

Specifications:
- Material: UL94 V-2 Nylon 6/6
- Color: Natural

Features:
- Provides tension to flat ribbon cable to ensure stability
- Low profile where space is an issue
- Convenient releasable latch

Item No.	A Ref.		B Ref.		C Ref.		F Ref.		Depth		Suitable Cable	Bulk Pack Qty
	in	mm	in	mm	in	mm	in	mm	in	mm		
TFCM-25S	0.87	22.0	1.06	27.0	0.12	3.0	1.26	32.0	0.39	10.0	15 Pln	200
TFCM-25	1.15	29.3	1.44	36.5	0.12	3.0	1.57	40.0	0.39	10.0	20 Pln	200
TFCM-25M	2.20	55.8	2.41	61.2	0.16	4.0	2.59	66.0	0.59	15.0	40 Pln	100

TFCC Series
Flat Cable Clamps with Tension on Adhesive Base

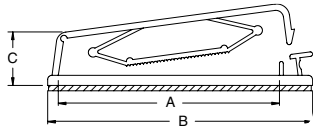

Specifications:
- Material: UL94 V-2 Nylon 6/6
- Color: Natural

Features:
- Provides tension to flat ribbon cable to ensure stability
- Adhesive base for quick mounting

Item No.	Max # Of Conductors	A Ref.		B		C		Depth		Bulk Pack Qty
		in	mm	in	mm	in	mm	in	mm	
TFCC-30-01	30	1.26	32.0	1.77	45.0	0.62	15.8	0.73	18.6	100
TFCC-40-01	40	2.13	54.0	2.64	67.0	0.62	15.8	0.62	15.8	100
TFCC-50-01	50	2.57	65.2	3.09	78.4	0.62	15.8	0.74	18.8	100

FCCS Series
Flat Cable Clamps

Mounting Holes

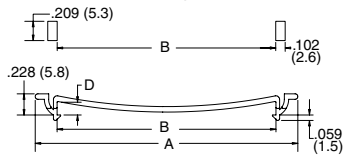

Specifications:
- Material: UL94 V-0 Nylon 6/6
- Color: Natural

Features:
- Very low profile
- Designed to firmly hold down flat ribbon cable
- Easily removable from the top of the panel

Item No.	A		B		D		Depth		Bulk Pack Qty
	in	mm	in	mm	in	mm	in	mm	
FCCS-1	1.06	27.0	0.59	15.0	0.13	3.4	0.28	7.0	500
FCCS-2	1.65	42.0	1.18	30.0	0.15	3.7	0.28	7.0	500
FCCS-3	1.85	47.0	1.38	35.0	0.15	3.7	0.28	7.0	500
FCCS-4	2.24	57.0	1.77	45.0	0.15	3.7	0.28	7.0	500
FCCS-5	2.83	72.0	2.36	60.0	0.15	3.7	0.28	7.0	500

FLAT CABLE CLAMPS

RDAFCC Series
Flat Cable Clamps

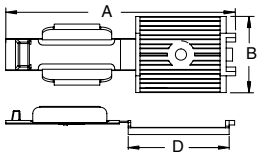

Figure 1

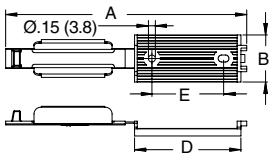

Figure 2

Specifications:
- Material: UL94 V-2 Nylon 6/6
- Color: Gray

Features:
- Low profile design
- Releasable latch for adding or removing flat ribbon cable
- Large mounting base for high bonding strength and stability

Item No.	Figure	Max Cable Width in	Max Cable Width mm	Mounting Method	A Ref. in	A Ref. mm	B Ref. in	B Ref. mm	D Ref. in	D Ref. mm	E in	E mm	Bulk Pack Qty
RDAFCC-25	1	1.000	25.4	#6 or M3.5 Screw	2.984	75.8	0.984	25.0	1.169	29.7	—	—	100
RDAFCC-25A	1	1.000	25.4	Adhesive	2.984	75.8	0.984	25.0	1.169	29.7	—	—	100
RDAFCC-50	2	2.000	50.8	#6 or M3.5 Screw	5.059	128.5	0.954	25.0	2.224	56.5	1.496	38.0	100
RDAFCC-50A	2	2.000	50.8	Adhesive	5.059	128.5	0.984	25.0	2.224	56.5	1.496	38.0	100
RDAFCC-82	2	3.000	76.2	#6 or M3.5 Screw	7.062	179.4	1.000	25.4	3.259	82.8	1.496	38.0	100
RDAFCC-82A	2	3.000	76.2	Adhesive	7.062	179.4	1.000	25.4	3.259	82.8	1.496	38.0	100

AFCC Series
Aluminum Flat Cable Clamps on Adhesive Base

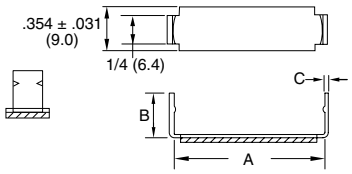

Specifications:
- Material: Aluminum
- Color: Bright Finish

Features:
- Aluminum arms secure flat ribbon cable
- Lightweight and durable
- Low profile for limited space applications

Item No.	Cable Width A in	Cable Width A mm	B Ref. in	B Ref. mm	C in	C mm	Depth in	Depth mm	Bulk Pack Qty
AFCC-08	0.500	12.7	0.250	6.4	0.02	0.5	0.350	9.0	250
AFCC-12	0.750	19.1	0.250	6.4	0.02	0.5	0.350	9.0	250
AFCC-16	1.000	25.4	0.312	7.9	0.02	0.5	0.350	9.0	250
AFCC-20	1.250	31.8	0.375	9.5	0.02	0.5	0.350	9.0	250
AFCC-21	1.312	33.3	0.385	9.8	0.02	0.5	0.350	9.0	250
AFCC-28	1.750	44.5	0.500	12.7	0.03	0.8	0.350	9.0	250
AFCC-32	2.000	50.8	0.562	14.3	0.03	0.8	0.350	9.0	250

DFCC Series
Dual Flat Cable Clamps on Adhesive Base

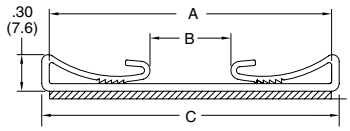

Specifications:
- Material: UL94 V-0 PVC
- Color: Black

Features:
- Flat ribbon cable is secured by serrated grips on both sides
- Low profile for limited space applications

Item No.	A in	A mm	B Ref. in	B Ref. mm	C in	C mm	Depth in	Depth mm	# of Conductors	Bulk Pack Qty
DFCC-2-RT	2.312	58.7	0.656	16.8	2.437	61.9	0.750	19.1	34-37-40	100
DFCC-3-RT	3.250	82.6	1.609	40.6	3.375	85.7	0.750	19.1	50-60-64	100

FCC Series
Flat Cable Clamps on Adhesive Base

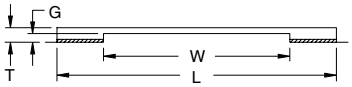



Specifications:
- Material: UL94 V-0 PVC
- Color: Black

Features:
- Clamp is secured with adhesive over flat ribbon cable
- Low profile for limited space applications

Item No.	L in	L mm	W in	W mm	T in	T mm	G in	G mm	Depth in	Depth mm	Bulk Pack Qty
FCC-4-3-RT	1.50	38.1	0.50	12.7	0.156	4.0	0.093	2.4	0.500	12.7	100
FCC-8-3-RT	2.00	50.8	1.00	25.4	0.156	4.0	0.093	2.4	0.500	12.7	100
FCC-16-3-RT	3.00	76.2	2.00	50.6	0.156	4.0	0.093	2.4	0.500	12.7	100

FLAT CABLE CLAMPS

FCWSF Series
Cable Clamps with Silicone Foam Center

Specifications:
- Material: UL94 V-0 Nylon 6/6 and Silicone Foam
- Color: Natural

Features:
- UL94 V-0 silicone foam securely holds and protects fiber and cable
- Adhesive base for fast installation

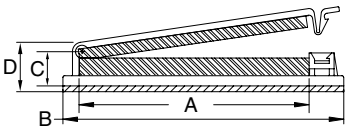

Item No.	A		B		C Ref.		D Ref.		Depth		Cushion Thickness				Pack Qty	Bulk Pack Qty
											Latch Side		Base Side			
	in	mm	in	mm	in	mm	in	mm	in	mm	in	mm	in	mm		
FCWSF-29-19	1.24	31.5	1.78	45.1	0.30	7.7	0.44	11.1	0.74	18.9	0.13	3.3	0.13	3.3	1	100
FCWSF-30-19	1.24	31.5	1.79	45.5	0.35	9.0	0.52	13.1	0.75	19.1	0.13	3.3	019	4.8	1	100
FCWSF-40-19	1.55	39.3	2.09	53.0	0.37	9.3	0.53	13.4	0.75	19.1	0.13	3.3	0.19	4.8	1	100
FCWSF-50-19	2.49	63.2	3.04	77.2	0.36	9.1	0.52	13.2	0.75	19.1	0.13	3.3	0.19	4.8	1	100

FCRC Series
Flat Cable Routing Clamps

Specifications:
- Material: UL94 V-2 Nylon 6/6
- Color: Natural

Features:
- Two part design: Cable Clamp base and tension-locking cover (sold separately)
- More than one cover can be mounted on base for strain relief; double back cable and secure with a second cover
- Base is secured either with a #10 or #12 screw or adhesive

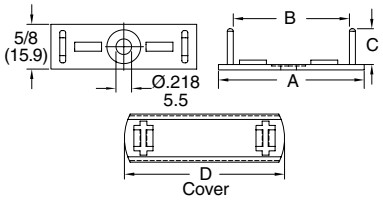

Base Item No.		A Ref.		B Ref.		C		Use Cover Item No.	D		Bulk Pack Qty
w/o Adhesive	w/ Adhesive	in	mm	in	mm	in	mm		in	mm	
FCRC-13B-4	**FCRC-13B-4A-RT**	2.04	51.7	1.62	41.2	0.500	12.7	**FCRC-13C**	2.24	56.8	100
FCRC-19B-4	**FCRC-19B-4A-RT**	2.72	69.1	2.31	58.7	0.500	12.7	**FCRC-19C**	2.92	74.2	100
FCRC-21B-4	**FCRC-21B-4A-RT**	2.98	75.7	2.55	64.8	0.500	12.7	**FCRC-21C**	3.17	80.5	100
FCRC-26B-4	**FCRC-26B-4A-RT**	3.66	93.0	3.24	82.3	0.500	12.7	**FCRC-26C**	3.86	98.0	100
FCRC-13B-6	**FCRC-13B-6A-RT**	2.04	51.7	1.62	41.2	0.750	19.1	**FCRC-13C**	2.24	56.8	100
FCRC-19B-6	**FCRC-19B-6A-RT**	2.72	69.1	2.31	58.7	0.750	19.1	**FCRC-19C**	2.92	74.2	100
FCRC-21B-6	**FCRC-21B-6A-RT**	2.98	75.7	2.55	64.8	0.750	19.1	**FCRC-21C**	3.17	80.5	100
FCRC-26B-6	**FCRC-26B-6A-RT**	3.66	93.0	3.24	82.3	0.750	19.1	**FCRC-26C**	3.86	98.0	100

FCLC/FCLCS Series
Flat Cable Loop Clips

Specifications:
- Material: UL94 V-2 Nylon 6/6
- Color: Natural

Features:
- Allows for quick positive clamping of flat cable without the need for securing the clip to a board

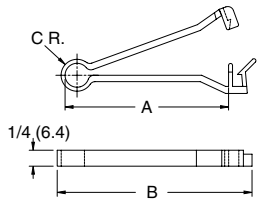

Item No.	A Max Cable Width		B Ref.		C Ref.		Bulk Pack Qty
	in	mm	in	mm	in	mm	
FCLCS	1.50	38.1	2.00	50.8	0.23	5.8	500
FCLC	2.50	63.5	3.00	76.2	0.25	6.4	500

22ACC Series
Arrowhead Mounted Flat Cable Clamps

Specifications:
- Material: UL94 V-2 Nylon 6/6
- Color: Natural

Features:
- Quick, easy installation
- Designed with an anti-rotation pin
- Convenient releasable latch

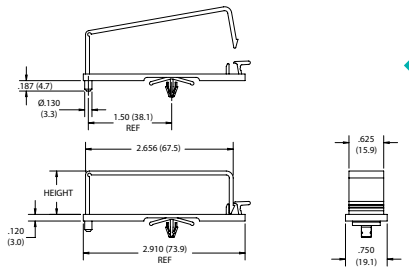

NEW

Item No.	Ø Mounting Hole		Panel Thickness		Height		Bulk Pack Qty
	in	mm	in	mm	in	mm	
22ACC780265	0.188	4.8	0.020 - 0.080	0.05 - 2.0	0.780	19.8	550
22ACC812265	0.188	4.8	0.020 - 0.080	0.05 - 2.0	0.900	22.9	500

FCW Series
Cable Clamps On Adhesive Base

Specifications:
- Material: Nylon 6/6
- Color: Natural

Features:
- Allows for quick positive clamping of flat cable up to 50 conductors wide
- Adhesive base for quick installation
- Latch allows cables to be added and removed

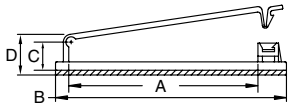

Item No.		Max # of Conductors	Depth		A		B		C Ref.		D Ref.		Bulk Pack Qty
UL94 V-2	UL94 V-0		in	mm	in	mm	in	mm	in	mm	in	mm	
FCW-29-01	FCW-29-19	30	0.74	18.9	1.24	31.5	1.78	45.1	0.30	7.7	0.44	11.1	100
FCW-30-01	FCW-30-19	30	0.75	19.1	1.24	31.5	1.79	45.5	0.35	9.0	0.52	13.1	100
FCW-40-01	FCW-40-19	40	0.75	19.1	1.55	39.3	2.09	53.0	0.37	9.3	0.53	13.4	100
FCW-50-01	FCW-50-19	50	0.75	19.1	2.49	63.2	3.04	77.2	0.36	9.1	0.52	13.2	100
FCW-50H-01	FCW-50H-19	50	0.74	18.9	2.54	64.6	3.08	78.2	0.59	15.1	0.75	19.0	100

FCCA/FCCB Series
Arrowhead Mounted Cable Clamps

Specifications:
- Material: UL94 V-2 Nylon 6/6
- Color: Natural

Features:
- Convenient releasable latch allows easy addition and removal of cables
- Easily mounted into pre-drilled holes

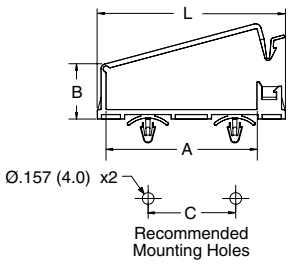

Figure 1

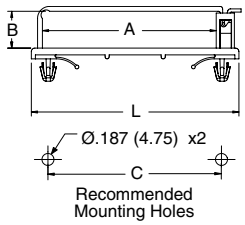

Figure 2

Item No.	Figure	L		A		B		C		Panel Thickness		Depth		Bulk Pack Qty
		in	mm	in	mm	in	mm	in	mm	in	mm	in	mm	
FCCA-30A-01	1	2.56	65.0	2.10	52.0	0.75	19.1	1.18	30.0	0.030 - 0.079	0.8 - 2.0	0.39	10.0	100
FCCA-40A-01	1	2.64	67.0	5.10	53.4	0.64	16.4	1.58	40.0	0.030 - 0.079	0.8 - 2.0	0.39	10.0	100
FCCB-1	2	3.03	77.0	2.54	64.5	0.28	7.2	2.54	64.5	0.031 - 0.078	0.8 - 2.0	0.79	20.0	100
FCCB-2	2	3.03	77.0	2.54	64.5	0.54	13.7	2.54	64.5	0.031 - 0.078	0.8 - 2.0	0.79	20.0	100

22FCC Series
Fir Tree Mounted Cable Clamps

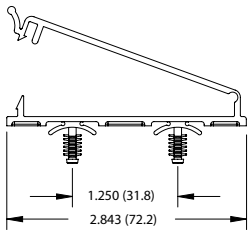

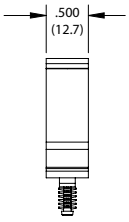

NEW

Specifications:
- Material: UL94 V-2 Nylon 6/6
- Color: Natural

Features:
- Quick, easy installation
- Resistant to corrosion, vibration and abrasion
- Easily mounted into pre-drilled holes

Item No.	Inside Width		Inside Height		Ø Mounting Hole		Min Panel Thickness		Bulk Pack Qty
	in	mm	in	mm	in	mm	in	mm	
22FCC250237	2.500	63.5	0.260	6.6	0.187	4.7	0.031	0.8	100

FCSE Series
Slide Entry Cable Clamps

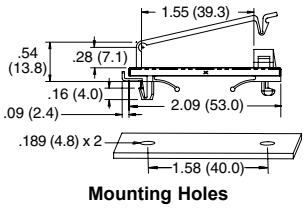

Mounting Holes

Specifications:
- Material: UL94 V-2 Nylon 6/6
- Color: Natural

Features:
- Removable from the top side of the board

Item No.	Depth		Panel Thickness Max		Bulk Pack Qty
	in	mm	in	mm	
FCSE-1	0.752	19.0	0.073	1.4	100

CABLE CLAMPS & CLIPS

HFCC Series
Hinged Cable Clamps

Specifications:
- Material: UL94 V-2 Nylon 6/6
- Color: Natural

Features:
- Easy loading of flat cables
- Hinged design allows cables to be oriented prior to closure
- Once arm is hinged it locks in place
- Arrowhead design for thinner panels
- Fir-tree mount is primarily for particle board

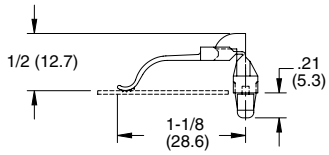

Figure 1

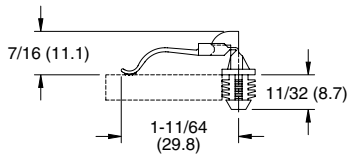

Figure 2

Item No.	Figure	Ø Mounting Hole in	Ø Mounting Hole mm	Panel Thickness in	Panel Thickness mm	Bulk Pack Qty
HFCC-A-8-01	1	0.187	4.8	0.047 - 0.078	1.2 - 2.0	1000
HFCC-BH-8-01	2	0.312	7.9	0.250 min.	6.4 min.	1000

TC/22SCP Series
Spring Clips

LINE EXTENSION

Specifications:
- Material: See Table
- Color: See Table

Features:
- Holds down round cable, ribbon cable, and tubing
- Mounts with a #6 screw or rivet
- Flexible enough that the cable can be removed without removing the clip
- All contact edges are rounded for product protection

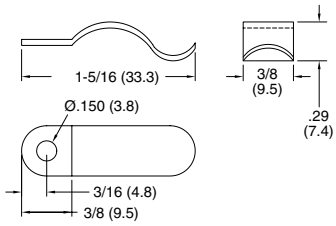

Item No.	Max Ø Holding in	Max Ø Holding mm	Mounting Screw Imperial	Mounting Screw Metric	Material	Color	Bulk Pack Qty
TC-30-1	0.370	9.4	#6	M3/M3.5	UL94 HB Acetal	Natural	1000
TC-30-1BK	0.370	9.4	#6	M3/M3.5	UL94 HB Acetal	Black	1000
TC-30-1-01	0.370	9.4	#6	M3/M3.5	UL94 V-2 Nylon 6/6	Natural	1000
TC-30-1-01BK	0.370	9.4	#6	M3/M3.5	UL94 V-2 Nylon 6/6	Black	1000
• 22SCP375132A	0.375	9.5	#6	M3/M3.5	UL94 V-2 Nylon 6/6	Natural	1000

22WC Series
Wire Clips

NEW

Specifications:
- Material: UL94 V-2 Nylon 6/6
- Color: Natural

Features:
- Fast, secure assembly and routing of wires, standard round cable, flat cable and tubing
- Contact edges are rounded for product protection
- Corrosion, vibration and abrasion resistant

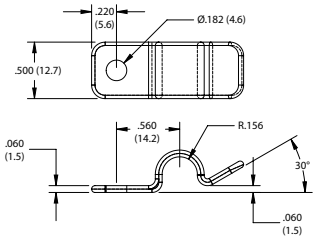

Item No.	Max Ø Holding in	Max Ø Holding mm	Mounting Screw Imperial	Mounting Screw Metric	Bulk Pack Qty
22WC500312	0.5	12.7	#8	M4	1000

STCV Series
Vinyl Coated Steel Spring Clips

Specifications:
- Material: Stainless Steel SAE30301 Coating: Plastisol Vinyl
- Color: Black

Features:
- Vinyl coating protects and insulates product
- Holds down round cable, ribbon cable and tubing
- Mounts with a #6 (M3) screw or rivet
- Flexible enough that the cable can be removed without removing the clip

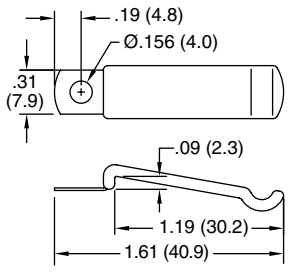

Item No.	Mounting Screw Imperial	Mounting Screw Metric	Pack Qty	Bulk Pack Qty
STCV-1	#6	M3	1	1000

UMS Series
Universal Mounting Straps

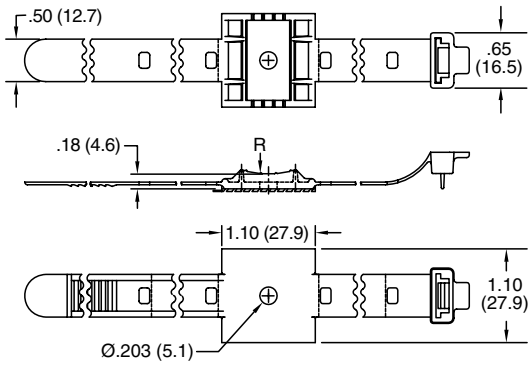

Specifications:
- Material: UL94 V-2 Nylon 6/6
- Color: Black

Features:
- Mounts with adhesive or a #6 or M4 screw
- Buckle design allows gripping down on cable bundles
- Adjustable to handle multiple bundle sizes

Item No.		Min Loop Tensile Strength		Ø Max Bundle		R Radius		Bulk Pack Qty
w/ Adhesive	w/o Adhesive	lbs	kg	in	mm	in	mm	
UMS-16-45A-RT	UMS-16-45	50	23	1.000	25.4	0.500	12.7	100
UMS-24-45A-RT	UMS-24-45	50	23	1.500	38.1	0.750	19.1	100
UMS-32-45A-RT	UMS-32-45	50	23	2.000	50.8	1.000	25.4	100

UCG Series
Universal Cable Grips

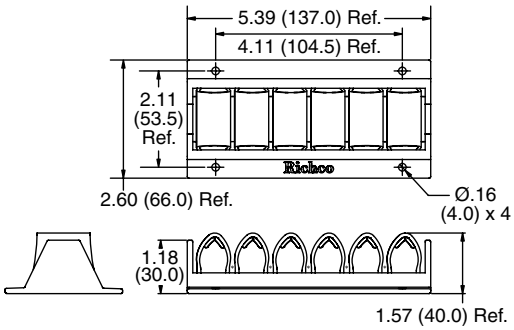

Specifications:
- Base Material: High-Density Polyethylene
  Insert Material: TPE
- Color: Black

Features:
- Pressure grips accommodate up to 7 cable bundles
- Cable grips are easily removed from the frame to accommodate larger cable bundles
- Cables are pushed into the product by hand and are easily removed
- Mount to panel using #6 or M3.5 screws

Item No.	Max Cable Ø Bundle Ref (7 Positions)		Max Cable Ø Bundle Ref (5 Center Positions Only)		Bulk Pack Qty
	in	mm	in	mm	
UCG-6BK	0.08	2.0	0.630	16.0	125

CABLE TIES

CT/WITA/23CT Series
Nylon Locking Cable Ties

LINE EXTENSION

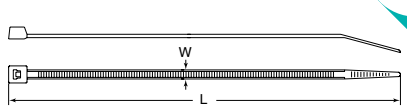

Specifications:

- Material: UL94 V-2 Nylon 6/6
- Color: See Table

Features:

- Complies with MS-3367 & MIL-S-23190E
- Service Temperature: -40°F to 185°F (-40°C to 85°C)
- UL 181B-C for UI non-metallic air ducts and connectors on CT080A, CT080B, CT082A & CT082B: recommended for use with RX flex ducts found on page 378

Item No.			L Ref.		W Ref.		Ø Max Bundle		Tensile Strength			Bulk
Natural	Black	Approval	in	mm	in	mm	in	mm	lbs	N	Classification	Pack Qty
CT001A	CT001B		3.000	75.0	0.095	2.4	0.710	18.0	18	80	Miniature	100
CT002A	CT002B		3.750	96.0	0.098	2.4	0.910	23.0	18	80	Miniature	100
WITA-18SF-M	—		3.850	97.8	0.100	2.5	0.870	22.0	18	80	Miniature	1000
CT003A	CT003E		4.000	100.0	0.098	2.4	0.980	25.0	18	80	Miniature	100
WITA-18R-M	—		4.720	120.0	0.100	2.5	1.060	26.9	18	80	Miniature	1000
CT004A	CT004B		4.750	120.0	0.098	2.5	1.180	30.0	18	80	Miniature	100
CT005A	CT005B		5.500	142.0	0.098	2.5	1.380	35.0	18	80	Miniature	100
WITA-18L-M	—		5.900	150.0	0.100	2.5	1.460	37.1	18	80	Miniature	1000
CT006A	CT006B		6.500	165.0	0.098	2.5	1.730	44.0	18	80	Miniature	100
WITA-18V-M	—		7.870	200.0	0.100	2.5	2.130	54.1	18	80	Miniature	1000
CT007A	CT007B		8.000	203.0	0.098	2.5	2.170	55.0	18	80	Miniature	100
WITA-18X-M	—		15.750	400.0	0.100	2.5	4.560	116.0	18	80	Miniature	1000
CT008A	CT008B		4.750	120.0	0.126	3.2	1.180	40.0	40	178	Intermediate	100
CT009A	CT009B		5.500	142.0	0.126	3.2	1.380	40.0	40	178	Intermediate	100
WITA-40R-C	—		5.910	150.0	0.140	3.6	1.480	37.6	40	178	Intermediate	100
WITA-40R-M	—		5.910	150.0	0.140	3.6	1.480	37.6	40	178	Intermediate	1000
CT010A	CT010B		6.000	150.0	0.142	3.6	1.540	39.0	40	178	Intermediate	100
CT020A	CT020B		7.000	180.0	0.141	3.6	1.930	49.0	40	178	Intermediate	100
WITA-40L-M	—		7.870	200.0	0.140	3.6	2.050	52.0	40	178	Intermediate	1000
CT011A	CT011B		8.000	203.0	0.126	3.2	2.170	40.0	40	178	Intermediate	100
CT012A	CT012C		8.000	203.0	0.142	3.6	2.170	55.0	40	178	Intermediate	100
WITA-40XL-M	—		8.070	205.0	0.140	3.6	2.100	53.3	40	178	Intermediate	1000
CT013A	CT013B		10.000	250.0	0.142	3.6	2.910	74.0	40	178	Intermediate	100
CT014A	CT014B		10.500	265.0	0.142	3.6	3.070	78.0	40	178	Intermediate	100
CT015A	CT015B		11.500	292.0	0.142	3.6	3.350	85.0	40	178	Intermediate	100
WITA-40VL-M	—		11.810	300.0	0.140	3.6	3.270	83.0	40	178	Intermediate	1000
CT016A	CT016B		13.000	330.0	0.142	3.6	3.780	96.0	40	178	Intermediate	100
CT017A	CT017B		14.500	368.0	0.142	3.6	4.020	102.0	40	178	Intermediate	100
CT018A	CT018B		4.750	120.0	0.189	4.8	1.180	30.0	50	222	Standard	100
WITA-50S-M	—		6.300	160.0	0.180	4.6	1.520	38.7	50	222	Standard	1000
CT019A	CT019B		6.500	160.0	0.189	4.8	1.650	42.0	50	222	Standard	100
CT021A	CT021B		7.500	190.0	0.189	4.8	2.050	52.0	50	222	Standard	100
WITA-50R-M	—		7.900	200.7	0.180	4.6	1.950	49.5	50	222	Standard	1000
CT022A	CT022B		8.000	203.0	0.181	4.6	2.170	55.0	50	222	Standard	100
CT023A	CT023B		10.000	250.0	0.189	4.8	2.910	74.0	50	222	Standard	100
CT024A	CT024B		11.000	280.0	0.189	4.8	3.190	81.0	50	222	Standard	100
WITA-50RL-M	—		11.020	280.0	0.190	4.8	3.030	77.0	50	222	Standard	1000
CT025A	CT025B		11.875	300.0	0.189	4.8	3.350	85.0	50	222	Standard	100
CT026A	CT026B		12.250	310.0	0.189	4.8	3.500	89.0	50	222	Standard	100
CT027A	CT027B		14.500	368.0	0.189	4.8	4.020	102.0	50	222	Standard	100
CT028A	CT028B		15.250	385.0	0.189	4.8	4.570	116.0	50	222	Standard	100
WITA-50L-M	—		15.750	400.0	0.180	4.6	4.450	113.0	50	222	Standard	1000
CT029A	CT029B		17.000	432.0	0.189	4.8	4.920	125.0	50	222	Standard	100
CT030A	CT030B		17.750	450.0	0.189	4.8	5.120	130.0	50	222	Standard	100
CT031A	CT031B		19.687	500.0	0.189	4.8	5.910	150.0	50	222	Standard	100
CT033A	CT033B	—	21.687	550.0	0.189	4.8	6.540	166.0	50	222	Standard	100
WITA-50XL-C	—		25.000	635.0	0.190	4.8	7.480	190.0	50	222	Standard	100
CT063A	CT063B	—	36.000	914.0	0.189	4.8	10.630	270.0	50	222	Standard	100
CT064A	CT064B	—	4.750	120.0	0.299	7.6	1.180	30.0	120	534	Heavy Duty	100
CT065A	CT065B	—	6.000	150.0	0.299	7.6	1.540	39.0	120	534	Heavy Duty	100
CT066A	CT066B		8.000	203.0	0.299	7.6	2.170	55.0	120	534	Heavy Duty	100
WITA-120S-D	—		8.600	218.0	0.300	7.6	2.010	51.0	120	534	Heavy Duty	500
CT067A	CT067B		9.437	240.0	0.299	7.6	2.600	66.0	120	534	Heavy Duty	100
• 23CT110120	—	—	11.000	279.0	0.292	7.4	2.790	70.0	120	534	Standard	
CT068A	CT068B		11.000	280.0	0.299	7.6	3.070	78.0	120	534	Heavy Duty	100
CT069A	CT069B		11.750	300.0	0.299	7.6	3.460	88.0	120	534	Heavy Duty	100
CT070A	CT070B		13.500	340.0	0.299	7.6	3.900	99.0	120	534	Heavy Duty	100
CT071A	CT071B	—	15.000	380.0	0.252	6.4	4.330	110.0	100	445	Heavy Duty	100
CT072A	CT072B		15.000	380.0	0.299	7.6	4.330	110.0	120	534	Heavy Duty	100
WITA-120R-D	—		15.750	400.0	0.310	7.8	4.450	113.0	120	534	Heavy Duty	500
CT073A	CT073B		17.750	450.0	0.315	8.0	5.240	133.0	120	534	Heavy Duty	100
WITA-120L-D	—		21.650	550.0	0.310	7.8	6.380	162.0	120	534	Heavy Duty	500
CT074A	CT074B		21.687	550.0	0.315	8.0	6.540	166.0	175	778	Heavy Duty	100
WITA-175R-L	—		24.000	610.0	0.350	9.0	7.020	178.0	175	778	Heavy Duty	50
CT075A	CT075B		24.000	610.0	0.354	9.0	7.280	185.0	175	778	Heavy Duty	100
CT076A	CT076B		27.000	685.0	0.354	9.0	8.270	210.0	175	778	Heavy Duty	100
CT077A	CT077B		28.000	710.0	0.354	9.0	8.660	220.0	175	778	Heavy Duty	100
CT078A	CT078B		30.000	762.0	0.354	9.0	9.290	236.0	175	778	Heavy Duty	100
CT079A	CT079B		32.000	812.0	0.354	9.0	9.690	246.0	175	778	Heavy Duty	100
CT080A	CT080B		36.000	914.0	0.354	9.0	10.630	270.0	175	778	Heavy Duty	100
WITA-175L-Q	—		36.000	914.0	0.350	9.0	10.910	277.0	175	778	Heavy Duty	25
CT081A	CT081B		46.000	1168.0	0.354	9.0	14.170	360.0	175	778	Heavy Duty	100
CT082A	CT082B		48.000	1219.0	0.354	9.0	15.000	380.0	175	778	Heavy Duty	100
CT084A	CT084B		59.000	1500.0	0.354	9.0	18.270	464.0	175	778	Heavy Duty	100

CTWR/WITA Series
Weather Resistant Locking Cable Ties

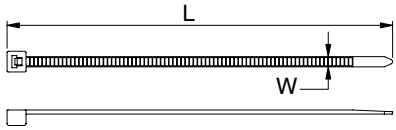

Specifications:

- Material: UL94 V-2 UV Stabilized Nylon 6/6
- Color: Black

Features:

- Service Temperature: –40°F to 185°F (–40°C to 85°C)
- Designed for outdoor applications

Item No.	Approval	L Ref.		W Ref.		Ø Max Bundle		Tensile Strength		Classification	Bulk Pack Qty
		in	mm	in	mm	in	mm	lbs	N		
CTWR002A		3.750	96.0	0.098	2.4	0.910	23.0	18	80	Miniature	100
WITA-18SF-UVB-M		3.850	97.8	0.100	2.5	0.870	22.0	18	80	Miniature	1000
CTWR003A		4.000	100.0	0.098	2.4	0.980	25.0	18	80	Miniature	100
WITA-18R-UVB-M		4.720	120.0	0.100	2.5	1.060	26.9	18	80	Miniature	1000
CTWR004A		4.750	120.0	0.098	2.5	1.180	30.0	18	80	Miniature	100
WITA-18L-UVB-M		5.900	150.0	0.100	2.5	1.460	37.1	18	80	Miniature	1000
CTWR006A		6.500	165.0	0.098	2.5	1.730	44.0	18	80	Miniature	100
WITA-18V-UVB-M		7.870	200.0	0.100	2.5	2.130	54.1	18	80	Miniature	1000
CTWR007A		8.000	203.0	0.098	2.5	2.170	55.0	18	80	Miniature	100
WITA-18X-UVB-M		15.750	400.0	0.100	2.5	4.560	116.0	18	80	Miniature	1000
CTWR008A		4.750	120.0	0.126	3.2	1.180	30.0	40	178	Intermediate	100
CTWR009A		5.500	142.0	0.126	3.2	1.380	35.0	40	178	Intermediate	100
WITA-40R-UVB-M		5.910	150.0	0.140	3.6	1.480	37.6	40	178	Intermediate	1000
WITA-40R-UVB-C		5.910	150.0	0.140	3.6	1.480	37.6	40	178	Intermediate	100
WITA-40L-UVB-M		7.870	200.0	0.140	3.6	2.050	52.0	40	178	Intermediate	1000
CTWR010A		8.000	203.0	0.126	3.2	2.170	55.0	40	178	Intermediate	100
WITA-40XL-UVB-M		8.070	205.0	0.140	3.6	2.100	53.3	40	178	Intermediate	1000
CTWR011A		6.000	150.0	0.142	3.6	1.540	39.0	40	178	Intermediate	100
CTWR012A		8.000	203.0	0.142	3.6	2.170	55.0	40	178	Intermediate	100
CTWR013A		10.000	250.0	0.142	3.6	2.910	74.0	40	178	Intermediate	100
CTWR014A		10.500	265.0	0.142	3.6	3.070	78.0	40	178	Intermediate	100
CTWR015A		11.500	292.0	0.142	3.6	3.350	85.0	40	178	Intermediate	100
WITA-40VL-UVB-M		11.810	300.0	0.140	3.6	3.270	83.0	40	178	Intermediate	1000
CTWR016A		13.000	330.0	0.142	3.6	3.780	96.0	40	178	Intermediate	100
CTWR017A		14.500	368.0	0.142	3.6	4.020	102.0	40	178	Intermediate	100
CTWR018A		7.000	180.0	0.142	3.6	1.930	49.0	40	178	Intermediate	100
WITA-50S-UVB-M		6.300	160.0	0.180	4.6	1.520	38.7	50	222	Standard	1000
WITA-50R-UVB-M		7.900	200.7	0.180	4.6	1.950	49.5	50	222	Standard	1000
CTWR019A		8.000	203.0	0.181	4.6	2.170	55.0	50	222	Standard	100
CTWR020A		4.750	120.0	0.189	4.8	1.180	30.0	50	222	Standard	100
CTWR021A		6.500	160.0	0.189	4.8	1.650	42.0	50	222	Standard	100
CTWR022A		7.500	190.0	0.189	4.8	2.050	52.0	50	222	Standard	100
CTWR023A		10.000	250.0	0.189	4.8	2.910	74.0	50	222	Standard	100
CTWR024A		11.000	280.0	0.189	4.8	3.190	81.0	50	222	Standard	100
WITA-50RL-UVB-M		11.020	280.0	0.190	4.8	3.030	77.0	50	222	Standard	1000
CTWR025A	—	11.875	300.0	0.189	4.8	3.350	85.0	50	222	Standard	100
CTWR026A		12.250	310.0	0.189	4.8	3.500	89.0	50	222	Standard	100
CTWR027A		14.500	368.0	0.189	4.8	4.020	102.0	50	222	Standard	100
CTWR028A		15.187	385.0	0.189	4.8	4.570	116.0	50	222	Standard	100
WITA-50L-UVB-M		15.750	391.2	0.180	4.6	4.520	114.8	50	222	Standard	1000
CTWR029A		17.000	432.0	0.189	4.8	4.920	125.0	50	222	Standard	100
CTWR030A		17.750	450.0	0.189	4.8	5.120	130.0	50	222	Standard	100
CTWR031A		19.687	500.0	0.189	4.8	5.910	150.0	50	222	Standard	100
CTWR033A	—	21.687	550.0	0.189	4.8	6.540	166.0	50	222	Standard	100
WITA-50XL-UVB-C		25.000	635.0	0.190	4.8	7.480	190.0	50	222	Standard	100
CTWR063A	—	36.000	914.0	0.189	4.8	10.630	270.0	50	222	Standard	100
CTWR065A	—	6.000	150.0	0.299	7.6	1.540	39.0	120	534	Heavy Duty	100
CTWR066A		8.000	203.0	0.299	7.6	2.170	55.0	120	534	Heavy Duty	100
WITA-120S-UVB-D		8.600	218.0	0.300	7.6	2.010	51.0	120	534	Heavy Duty	500
CTWR067A		9.437	240.0	0.299	7.6	2.600	66.0	120	534	Heavy Duty	100
CTWR068A		11.000	280.0	0.299	7.6	3.070	78.0	120	534	Heavy Duty	100
CTWR069A		11.875	300.0	0.299	7.6	3.500	88.0	120	534	Heavy Duty	100
CTWR070A		13.500	340.0	0.299	7.6	3.900	99.0	120	534	Heavy Duty	100
CTWR071A	—	15.000	380.0	0.252	6.4	4.330	110.0	100	445	Heavy Duty	100
CTWR072A		15.000	380.0	0.299	7.6	4.330	110.0	120	534	Heavy Duty	100
WITA-120R-UVB-D		15.750	400.0	0.310	7.8	4.450	113.0	120	534	Heavy Duty	500
WITA-120L-UVB-D		21.650	550.0	0.310	7.8	6.380	162.0	120	534	Heavy Duty	500
CTWR073A		17.750	450.0	0.315	8.0	5.250	133.0	175	778	Heavy Duty	100
CTWR074A		21.875	550.0	0.315	8.0	6.500	166.0	175	778	Heavy Duty	100
WITA-175R-UVB-L		24.000	610.0	0.350	9.0	7.020	178.0	175	778	Heavy Duty	50
CTWR075A		24.000	610.0	0.354	9.0	7.280	185.0	175	778	Heavy Duty	100
CTWR076A		27.000	680.0	0.354	9.0	8.270	210.0	175	778	Heavy Duty	100
CTWR077A		28.000	705.0	0.354	9.0	8.660	220.0	175	778	Heavy Duty	100
CTWR079A		32.000	812.0	0.354	9.0	9.690	246.0	175	778	Heavy Duty	100
CTWR080A		36.000	914.0	0.354	9.0	10.630	270.0	175	778	Heavy Duty	100
WITA-175L-UVB-Q		36.000	914.0	0.350	9.0	10.910	277.0	175	778	Heavy Duty	25
CTWR081A		46.000	1168	0.354	9.0	14.170	360.0	175	778	Heavy Duty	100
CTWR082A		48.000	1219	0.354	9.0	15.000	380.0	175	778	Heavy Duty	100
CTWR084A	—	59.000	1500	0.354	9.0	18.270	464.0	175	778	Heavy Duty	100

CABLE TIES

CTHD Series
Extra Heavy Duty Cable Ties

Specifications:
- Material: UL94 V-2 Nylon 6/6
- Color: See Table

Features:
- Service Temperature: –40°F to 185°F (–40°C to 85°C)
- High tensile strength for demanding applications

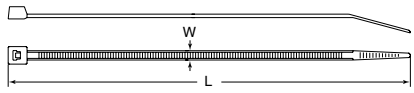

Item No.				L		W		Ø Max Bundle		Tensile Strength			Bulk Pack Qty
Natural	Approval	Black	Approval	in	mm	in	mm	in	mm	lbs	N	Classification	
CTHD001A	UL	CTHD001B	—	9.06	230.0	0.500	12.7	2.480	63.0	250	1113	Extra Heavy Duty	100
CTHD002A	UL	CTHD002B	—	11.02	280.0	0.500	12.7	3.150	80.0	250	1113	Extra Heavy Duty	100
CTHD003A	UL	CTHD003B	—	14.96	380.0	0.500	12.7	4.330	110.0	250	1113	Extra Heavy Duty	100
CTHD004A	—	CTHD004B	—	18.90	480.0	0.500	12.7	5.510	140.0	250	1113	Extra Heavy Duty	100
CTHD005A	UL	CTHD005B	UL	21.65	550.0	0.500	12.7	6.540	166.0	250	1113	Extra Heavy Duty	100
CTHD006A	—	CTHD006B	—	22.83	580.0	0.500	12.7	6.890	175.0	250	1113	Extra Heavy Duty	100
CTHD007A	—	CTHD007B	—	28.74	730.0	0.500	12.7	8.860	225.0	250	1113	Extra Heavy Duty	100
CTHD008A	—	CTHD008B	—	34.65	880.0	0.500	12.7	10.510	267.0	250	1113	Extra Heavy Duty	100
CTHD009A	—	CTHD009B	—	40.55	1030.0	0.500	12.7	12.480	317.0	250	1113	Extra Heavy Duty	100

CT Series
Colored Locking Cable Ties

Specifications:
- Material: UL94 V-2 Nylon 6/6
- Color: See Table

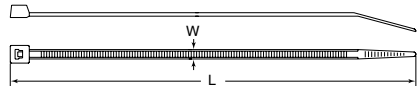

Item No.						L Ref.		W Ref.		Ø Max Bundle		Tensile Strength			Bulk Pack Qty
Green	Red	Yellow	Blue	Silver	Approval	in	mm	in	mm	in	mm	lbs	N	Classification	
CT003G	CT003K	CT003Y	CT003L	CT003S	UL	3.94	100.0	0.098	2.5	0.980	25.0	18	80	Miniature	100
CT007G	CT007K	CT007Y	CT007L	CT007S	UL	8.00	203.0	0.098	2.5	2.170	55.0	18	80	Miniature	100
CT010G	CT010K	CT010Y	CT010L	CT010S	UL	5.91	150.0	0.142	3.6	1.540	39.0	40	178	Intermediate	100
CT013G	CT013K	CT013Y	CT013L	CT013S	UL	9.84	250.0	0.142	3.6	2.910	74.0	40	178	Intermediate	100
CT022G	CT022K	CT022Y	CT022L	CT022S	UL	8.00	203.0	0.181	4.6	2.170	55.0	50	222	Standard	100
CT025G	CT025K	CT025Y	CT025L	CT025S	UL	11.81	300.0	0.189	4.8	3.350	85.0	50	222	Standard	100
CT027G	CT027K	CT027Y	CT027L	CT027S	UL	14.49	368.0	0.189	4.8	4.020	102.0	50	222	Standard	100
CT072G	CT072K	CT072Y	CT072L	CT072S	UL	14.96	380.0	0.299	7.6	4.330	110.0	120	534	Heavy Duty	100

Polypropylene Locking Cable Ties

Specifications:
- Material: Polypropylene
- Color: Black

Features:
- Excellent chemical resistance
- Moisture levels are relatively unaffected by variations in moisture levels
- Buoyant

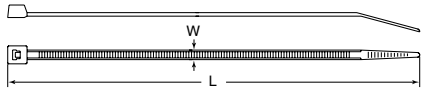

Item No.	L Ref.		W Ref.		Ø Max Bundle		Tensile Strength		Bulk Pack Qty
	in	mm	in	mm	in	mm	lbs	N	
1293369	5.90	150.0	0.14	3.6	1.42	36.1	18	80	100
1293370	8.00	203.0	0.18	4.6	2.05	52.1	22	98	100
1293371	9.84	250.0	0.19	4.8	2.68	68.1	22	98	100
1293372	9.49	240.0	0.29	7.4	2.40	61.0	50	222	100
1293373	11.81	300.0	0.30	7.6	3.15	80.0	50	222	100
1293374	14.96	380.0	0.30	7.6	4.13	104.9	50	222	100
1293375	21.65	550.0	0.31	7.9	6.30	160	50	222	100

WITA-V0 Series
UL94 V-0 Locking Cable Ties

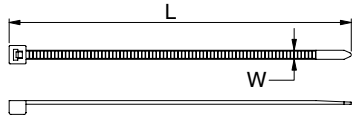

Specifications:
- Material: UL94 V-0 Nylon 6/6
- Color: Natural

Item No.	L Ref.		W Ref.		Ø Max Bundle		Tensile Strength		Bulk Pack Qty
	in	mm	in	mm	in	mm	lbs	N	
WITA-18R-V0-M	4.72	120.0	0.100	2.5	1.060	26.9	18	80	1000
WITA-50R-V0-M	7.90	200.7	0.180	4.6	1.950	49.5	50	222	1000

CTHS/WITA-HS Series
Heat Stabilized Cable Ties

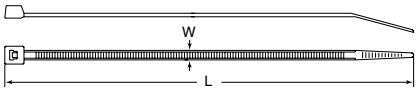

Specifications:
- Material: UL94 V-2 Heat Stabilized Nylon 6/6
- Color: Black

Features:
- Service Temperature: –40°F to 221°F (–40°C to 105°C)
- Suitable for higher temperature applications

Item No.	Approval	L Ref. in	L Ref. mm	W Ref. in	W Ref. mm	Ø Max Bundle in	Ø Max Bundle mm	Tensile Strength lbs	Tensile Strength N	Classification	Bulk Pack Qty
CT003F	UL	3.94	100.0	0.098	2.5	0.980	25.0	18	80	Miniature	100
WITA-18R-HS-M	—	4.72	120.0	0.100	2.5	1.060	26.9	18	80	Miniature	1000
CT005C	UL	5.59	142.0	0.098	2.5	1.380	35.0	18	80	Miniature	100
CT007C	UL	8.00	203.0	0.098	2.5	2.170	55.0	18	80	Miniature	100
WITA-40R-HS-M	—	5.91	150.0	0.140	3.6	1.480	37.6	40	178	Intermediate	1000
CT012D	UL	8.00	203.0	0.142	3.6	2.170	55.0	40	178	Intermediate	100
CT015C	UL	11.50	292.0	0.142	3.6	3.350	85.0	40	178	Intermediate	100
CT018C	UL	4.72	120.0	0.189	4.8	1.180	30.0	50	222	Standard	100
CT019C	UL	6.30	160.0	0.189	4.8	1.650	42.0	50	222	Standard	100
CT021C	UL	7.48	190.0	0.189	4.8	2.050	52.0	50	222	Standard	100
WITA-50R-HS-M	—	7.90	200.7	0.180	4.6	1.950	49.5	50	222	Standard	1000
CT022C	UL	8.00	203.0	0.181	4.6	2.170	55.0	50	222	Standard	100
CT024C	UL	11.02	280.0	0.189	4.8	3.190	81.0	50	222	Standard	100
WITA-50RL-HS-M	—	11.02	280.0	0.190	4.8	3.030	77.0	50	222	Standard	1000
CT025C	UL	11.81	300.0	0.189	4.8	3.350	85.0	50	222	Standard	100
CT027F	UL	14.49	368.0	0.189	4.8	4.020	102.0	50	222	Standard	100
CT029F	UL	17.00	432.0	0.189	4.8	4.920	125.0	50	222	Standard	100
CT033C	—	21.65	550.0	0.189	4.8	6.540	166.0	50	222	Standard	100
CT067C	UL	9.45	240.0	0.299	7.6	2.600	66.0	120	534	Heavy Duty	100
CT072C	UL	14.96	380.0	0.299	7.6	4.330	110.0	120	534	Heavy Duty	100
CT075C	UL	24.02	610.0	0.354	9.0	7.280	185.0	175	778	Heavy Duty	100

CTG/MTH Series
Cable Tie Installation Tools

Figure 1

Figure 2

Figure 3

Figure 4

Figure 5

Figure 6

Item No.	Figure	Used with Cable Ties	Features:	Pack Qty
WIT-1	1	18 - 50 lbs	Lightweight for job site installations and repairs	1
WIT-2A	2	18 - 50 lbs	Heavy duty construction - cuts tie flush when adjustable preset bundling tension is reached	1
CTG004A	3	50 - 175 lbs	Heavy duty construction	1
WIT-3A	4	18 - 50 lbs	Economy model - glass reinforced Nylon for lightweight durability	1
CTG010A	5	Stainless Steel	Tightens and cuts locking Stainless Steel ties	1
MTG-1	6	Stainless Steel	Tightens and cuts locking Stainless Steel ties	1

CTR/WIT-RT Series
Standard Releasable Cable Ties

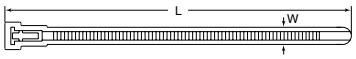

Figure 1

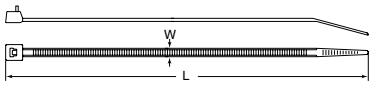

Figure 2

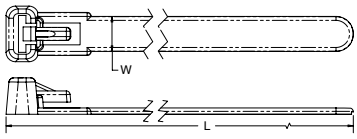

Figure 3

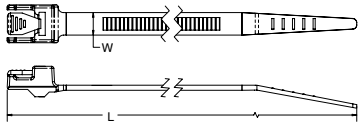

Figure 4

Specifications:
- Material: UL94 V-2 Nylon 6/6
- Color: See Table

Features:
- Ties remain locked until intentionally released using release tab
- Great for temporary bundling purposes or future changes

Item No. Natural	Item No. Black	Figure	L Ref. in	L Ref. mm	W Ref. in	W Ref. mm	Ø Max Bundle in	Ø Max Bundle mm	Tensile Strength lbs	Tensile Strength N	Bulk Pack Qty
WIT-RT-1-M	WIT-RT-1-UVB-M	3	8.093	206.0	0.300	7.6	1.875	48.0	30	133	1000
WIT-RT-0550-M	WITRT-0550-UV-M	4	5.500	139.7	0.210	5.3	1.250	31.8	40	178	1000
WIT-RT-0800-M	WITRT-0800-UV-M	4	8.000	203.2	0.210	5.3	2.000	50.8	40	178	1000
WIT-RT-1050-M	—	4	10.500	266.7	0.210	5.3	2.500	63.5	40	178	1000
WIT-50SR-M	WIT-50SR-UVB-M	2	6.000	152.4	0.190	4.8	1.500	38.1	50	222	1000
WIT-50RR-M	WIT-50RR-UVB-M	2	8.000	203.2	0.190	4.8	2.000	50.8	50	222	1000
—	CTR003A	1	8.000	200.0	0.299	7.6	2.000	50.0	50	222	100
WIT-50LR-M	WIT-50LR-UVB-M	2	11.656	295.9	0.190	4.8	3.000	76.2	50	222	1000
—	CTR005A	1	11.875	300.0	0.299	7.6	3.150	80.0	50	222	100
CTR011A	—	2	14.562	370.0	0.189	4.8	4.020	102.0	50	222	100

STAINLESS STEEL CABLE TIES / SPECIALTY CABLE TIES

MT Series
Stainless Steel Cable Ties

Use with Installation Tools CTG010A or MTG-1 on page 359.

See page 376 for Stainless Steel Cable Tie Holders.

Specifications:
- Material: See Table

Features:
- Temperature Range: –328°F to 1000°F (–200°C to 538°C)
- Use 316 Stainless Steel for corrosive environments
- Use Type 304 Stainless Steel for general purpose indoor/outdoor applications
- Radiation, vibration and flame resistant

Item No.			Length		Width		Ø Max Bundle		Tensile Strength		Bulk Pack Qty
304 Stainless Steel	316 Stainless Steel	Approval	in	mm	in	mm	in	mm	lbs	N	
MT-1	MT-16		5.00	127.0	0.18	4.6	1.00	25.4	100	445	100
MT-2	MT-17		7.91	201.0	0.18	4.6	2.00	51.0	100	445	100
MT-3	MT-18		10.20	259.0	0.18	4.6	2.75	70.0	100	445	100
MT-4	MT-19		14.25	362.0	0.18	4.6	4.00	102.0	100	445	100
MT-5	MT-20		20.51	521.0	0.18	4.6	6.00	152.0	100	445	100
MT-6	MT-21		26.73	679.0	0.18	4.6	8.00	203.0	100	445	100
MT-7	MT-22		32.99	838.0	0.18	4.6	10.00	254.0	100	445	100
MT-8	MT-23		39.29	998.0	0.18	4.6	12.00	304.0	100	445	50
MT-9	MT-24		49.21	1250.0	0.18	4.6	15.00	380.0	100	445	50
MT-10	MT-25		7.91	201.0	0.31	7.9	2.00	51.0	250	1113	100
MT-11	MT-26		14.25	362.0	0.31	7.9	4.00	102.0	250	1113	100
MT-12	MT-27		20.51	521.0	0.31	7.9	6.00	152.0	250	1113	100
MT-13	MT-28		26.73	679.0	0.31	7.9	8.00	203.0	250	1113	100
MT-14	MT-29		32.99	838.0	0.31	7.9	10.00	254.0	250	1113	50
MT-15	MT-30		39.29	998.0	0.31	7.9	12.00	304.0	250	1113	50

HDSB Series
Heavy Duty Straps and Buckle

Specifications:
- Head Material:
  High Impact UV Stabilized Acetal
- Strap Material: See Table
- Color: Black

Features:
- For heavy duty applications; max tensile strength of 350 lbs.
- Steel teeth on buckle grip the strap permanently
- Buckle is preassembled on one end of the strap
- Nylon strap material is high strength, lightweight, and relatively inexpensive
- Acetal strap material has excellent weatherability, superior dimension stability, and low-temperature toughness
- Installation tool available, use Item No. WIT-HD-6

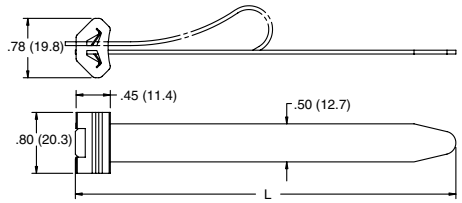

Item No.			L		Ø Max Bundle		
Strap: UL94 V-2 Nylon 6/6	Strap: High Impact UV Stabilized Acetal	Min Loop Tensile Strength lbs	in	mm	in	mm	Bulk Pack Qty
HDSB1-350-R	HDSB2-350-R	350	15.00	381.0	4.00	101.6	50
HDSB1-350-L	HDSB2-350-L	350	33.00	838.2	9.70	246.4	25
HDSB1-350-XL	HDSB2-350-XL	350	50.00	1270.0	15.10	383.5	25

WITA-F Series
Identification Marker Ties

Specifications:
- Material: UL94 V-2
  Nylon 6/6
- Color: Natural

Features:
- Identification label on tie that can be imprinted or written on with markers

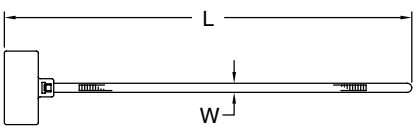

Item No.	L Ref.		W Ref.		Ø Max Bundle		Tensile Strength		Marker Pad		Bulk Pack Qty
	in	mm	in	mm	in	mm	lbs	N	in	mm	
WITA-F2-18R-M	4.330	110.0	0.100	2.5	0.980	25.0	18	80	1.00 x 0.31	25.0 x 7.9	1000

SPECIALTY CABLE TIES / DOUBLE HEADED & BEADED CABLE TIES

WIT-MK-1 Series
Marker Tag for Cable Ties

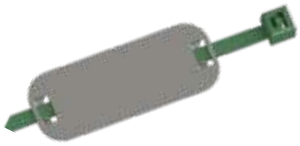

Specifications:
- Material: UL94 V-2 Nylon 6/6
- Color: Natural

Features:
- Slide any standard cable tie up to 50 lbs. through mounting slots (ties sold separately)
- Matte surface to accept ink, pencil or marker

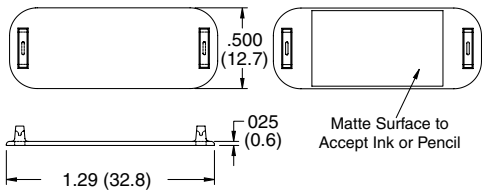

Item No.	Cable Ties Accepted	Bulk Pack Qty
WIT-MK-1	18 lbs. - 50 lbs.	1000

CTDH/WITA-DH Series
Double Headed Cable Ties

Specifications:
- Material: UL94 V-2 Nylon 6/6
- Color: See Table

Features:
- Double head design keeps two wire bundles separate

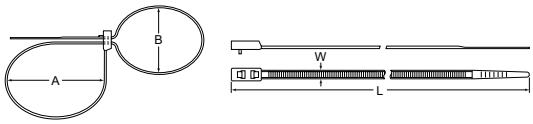

Item No.		L		W		A Max		A Min		B Max		B Min		Tensile Strength		Bulk Pack Qty
Natural	Black UV Stabilized	in	mm	in	mm	in	mm	in	mm	in	mm	in	mm	lbs	N	
WITA-50RLDH-M	WITA50RLDH-UV-M	8.875	225.0	0.189	4.8	2.300	59.0	0.098	2.5	2.000	52.0	0.079	2.0	50	222	1000
CTDH002A	—	11.875	300.0	0.189	4.8	3.300	83.0	0.098	2.5	3.000	76.0	0.079	2.0	50	222	1000
WITA-50LDH-M	WITA-50LDH-UV-M	14.560	370.0	0.189	4.8	4.100	105.0	0.098	2.5	3.900	98.0	0.079	2.0	50	222	1000

BT Series
Beaded Cable Ties

Specifications:
- Material: See Table
- Color: See Table

Features:
- Easy to install and release
- Beaded design keeps wires from shifting or slipping
- Polypropylene material is very flexible

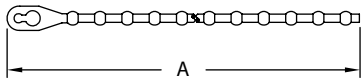

Item No.						A Ref. Length		Ø Max Bundle Requires 3 Bead Engagement		Bulk Pack Qty
Red UL94 HB Polypropylene	Yellow UL94 HB Polypropylene	Blue UL94 HB Polypropylene	Black UL94 HB Polypropylene	Natural UL94 V-2 Nylon 6/6	Black UL94 V-2 Nylon 6/6	in	mm	in	mm	
BT-2-10-RD	BT-2-10-YL	BT-2-10-BL	BT-2-10-BK	BT-2-01-NT	BT-2-01-BK	2.50	63.5	0.563	14.3	1000
BT-4-10-RD	BT-4-10-YL	BT-4-10-BL	BT-4-10-BK	BT-4-01-NT	BT-4-01-BK	4.00	101.6	1.000	25.4	1000
BT-5-10-RD	BT-5-10-YL	BT-5-10-BL	BT-5-10-BK	BT-5-01-NT	BT-5-01-BK	5.00	127.0	1.250	31.8	1000
BT-6-10-RD	BT-6-10-YL	BT-6-10-BL	BT-6-10-BK	BT-6-01-NT	BT-6-01-BK	6.00	152.4	1.750	44.5	1000
BT-8-10-RD	BT-8-10-YL	BT-8-10-BL	BT-8-10-BK	BT-8-01-NT	BT-8-01-BK	8.75	222.3	2.375	60.3	1000
BT-10-10-RD	BT-10-10-YL	BT-10-10-BL	BT-10-10-BK	BT-10-01-NT	BT-10-01-BK	10.75	273.1	3.125	85.7	1000
BT-12-10-RD	BT-12-10-YL	BT-12-10-BL	BT-12-10-BK	BT-12-01-NT	BT-12-01-BK	12.75	323.9	3.625	92.1	1000

DOUBLE HEADED & BEADED CABLE TIES

23LB/23LP Series
Label Beaded Ties

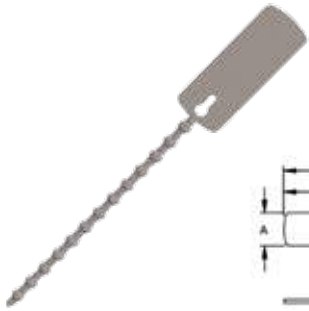

NEW

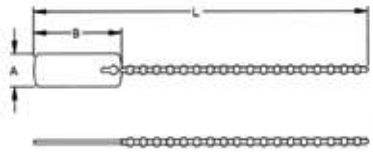

Specifications:
- Material: UL94 V-2 Nylon 6/6
- Color: Natural

Features:
- Use permanent ink pens, felt tip pens, pressure sensitive adhesive labels or even Post-it notes on the polished label area
- Resists corrosion and abrasion
- "LB" blunt tip for general use. "LP" pointed tip can be used to pierce thin materials

LB Version

Item No.	L		A		B		Bulk Pack Qty
	in	mm	in	mm	in	mm	
23LB0400N	4.000	101.6	0.500	12.7	1.313	33.3	500
23LB0600N	6.000	152.4	0.500	12.7	1.313	33.3	500

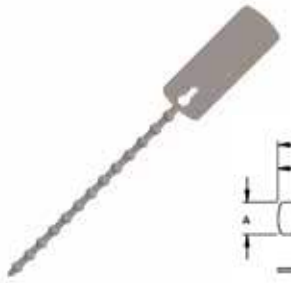

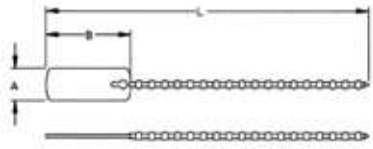

LP Version

Item No.	L		A		B		Bulk Pack Qty
	in	mm	in	mm	in	mm	
23LP0400N	4.000	101.6	0.500	12.7	1.313	33.3	500
23LP0600N	6.000	152.4	0.500	12.7	1.313	33.3	500

LBT Series
Locking Beaded Cable Ties

Specifications:
- Material: UL94 V-2 Nylon 6/6
- Color: Natural

Features:
- Has a permanent locking feature

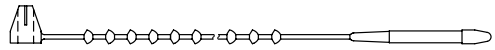

Item No.	Approval	Length		Width Max		Ø Max Bundle		Tensile Strength		Bulk Pack Qty
		in	mm	in	mm	in	mm	lbs	N	
LBT-18-01		5.90	150.0	0.080	2.0	1.4	35.6	18	80	1000

HT Series
Hanking Cable Ties

Specifications:
- Material: Polyethylene
- Color: Natural

Features:
- Good for wrapping electrical cords for shipping and packaging
- Extremely flexible

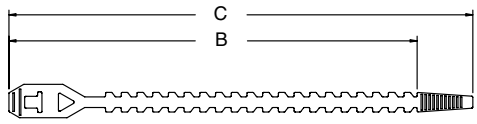

Item No.	B Ref.		C Ref.		Ø Max Bundle		Width of Strap		Bulk Pack Qty
	in	mm	in	mm	in	mm	in	mm	
HT-3.9	3.19	81.0	3.90	99.0	0.91	23.0	0.250	6.4	1000
HT-4.9	4.21	107.0	4.92	125.0	1.10	28.0	0.250	6.4	1000
HT-5.9	5.20	132.0	5.91	150.0	1.42	36.0	0.250	6.4	1000

SCREW MOUNT & SPECIALTY CABLE TIES

NM22LCC Series
Adhesive Based Ladder Ties



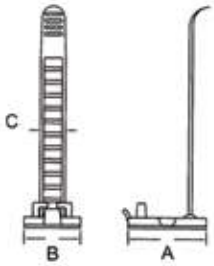

NEW

Specifications:
- Material: UL94 V-2 Nylon 6/6
- Color: Natural

Features:
- Adhesive backing allows for easy installation, no tools or mounting screws needed
- Keeps wires or cables neatly and securely in place
- Resists corrosion, vibration and abrasion

Item No.	Max Cable Ø		L		W		Bulk Pack Qty
	in	mm	in	mm	in	mm	
NM22LCC0625	0.669	17.0	0.984	25.0	0.709	18.0	100
NM22LCC0812	0.866	22.0	1.201	30.5	0.827	21.0	100
NM22LCC1000	1.024	26.0	1.201	30.5	0.827	21.0	100

CTMT Series
Screw Mount Cable Ties

Figure 1

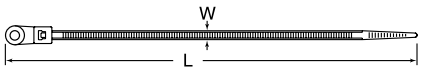

Figure 2

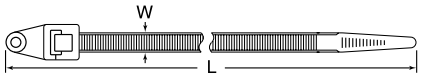

Specifications:
- Material: UL94 V-2 Nylon 6/6
- Color: Natural

Features:
- Mountable with single screw or bolt

Item No.		Figure	L		W		Ø Max Bundle		Tensile Strength		Screw Size	Bulk Pack Qty
			in	mm	in	mm	in	mm	lbs.	N		
CTMT001A	cULus	1	4.33	110	0.098	2.5	0.984	25	18	80	#4	100
CTMT002A	cULus	1	6.75	171.5	0.146	3.7	1.575	40	40	178	#10	100
CTMT003A	cULus	1	8.62	219	0.165	4.2	2.047	52	50	222	#10	100
CTMT006A	cULus	2	16.14	410	0.311	7.9	4.409	112	120	534	M6	100
CTMT007A	—	2	11.81	300	0.307	7.8	3.150	80	120	534	M6	100

ST Series
Screw Mount Beaded Cable Ties

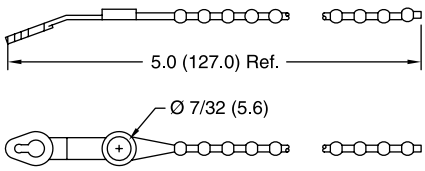

Specifications:
- Material: See table
- Color: Natural

Features:
- Tie is easily releasable
- Polypropylene material is very flexible
- Easily and securely mounted with a #12 (M5) screw

Item No.	Material	Ø Bundle Range		Screw Size	Bulk Pack Qty
		in	mm		
ST-205	UL94 HB Polypropylene	0.250 - 1.250	6.4 - 31.8	#12	1000
ST-305	UL94 V-2 Nylon 6/6	0.250 - 1.250	6.4 - 31.8	#12	1000

PT Series
Push In Beaded Cable Ties

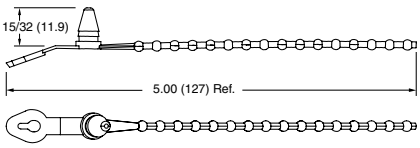

Specifications:
- Material: See table
- Color: See table

Features:
- Easily snaps into mounting hole
- Tie is easily releasable
- Polypropylene material is very flexible

Item No.			Ø Bundle Range		Ø Mounting Hole		Panel Thickness		Bulk Pack Qty
UL94 HB	UL94 V-2 Nylon 6/6	Color	in	mm	in	mm	in	mm	
PT-203	PT-303	Black	1/4 - 1-1/4	6.4 - 31.8	0.250	6.4	0.031 - 0.125	0.8 - 3.2	1000
PT-205	PT-305	Natural	1/4 - 1-1/4	6.4 - 31.8	0.250	6.4	0.031 - 0.125	0.8 - 3.2	1000

ARROWHEAD CABLE TIES / PUSH MOUNT CABLE TIES

WIT-30RRA/TOAH Series
Releasable Arrowhead Cable Ties

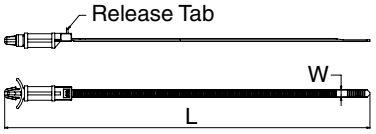

Figure 1

Specifications:
- Material: UL94 V-2 Nylon 6/6
- Color: Natural

Features:
- Combines cable tie, mount and fastener in a single part
- Used to attach wire or cable bundles to a surface
- Easily snaps into pre-drilled holes
- WIT-30RRA part has a spacer after the arrowhead

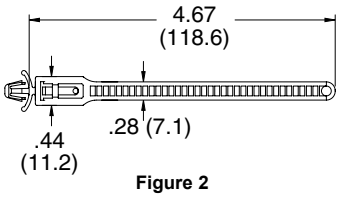

Figure 2

Item No.	Figure	L Ref. in	L Ref. mm	W Ref. in	W Ref. mm	Ø Max Bundle in	Ø Max Bundle mm	Tensile Strength lbs.	Tensile Strength N	Ø Mounting Hole in	Ø Mounting Hole mm	Panel Thickness in	Panel Thickness mm	Spacer Length in	Spacer Length mm	Bulk Pack Qty
WIT-30RRA-4-M	1	6.312	160.3	0.141	3.6	1.250	31.8	30	135	0.187	4.8	0.030 - 0.078	0.8 - 2.0	0.280	7.1	1000
WIT-30RRA-8-M	1	6.562	166.7	0.141	3.6	1.250	31.8	30	135	0.187	4.8	0.030 - 0.078	0.8 - 2.0	0.530	13.5	1000
WIT-30RRA-12-M	1	6.812	173.0	0.141	3.6	1.250	31.8	30	135	0.187	4.8	0.030 - 0.078	0.8 - 2.0	0.780	19.8	1000
WIT-30RRA-16-M	1	7.062	179.4	0.141	3.6	1.250	31.8	30	135	0.187	4.8	0.030 - 0.078	0.8 - 2.0	1.000	25.4	1000
WIT-30RRAA-4-M	1	6.362	161.6	0.141	3.6	1.250	31.8	30	135	0.250	6.4	0.030 - 0.078	0.8 - 2.0	0.280	7.1	1000
WIT-30RRAA-8-M	1	6.614	168.0	0.141	3.6	1.250	31.8	30	135	0.250	6.4	0.030 - 0.078	0.8 - 2.0	0.530	13.5	1000
WIT-30RRAA-12-M	1	6.862	174.3	0.141	3.6	1.250	31.8	30	135	0.250	6.4	0.030 - 0.078	0.8 - 2.0	0.780	19.8	1000
WIT-30RRAA-16-M	1	7.114	180.7	0.141	3.6	1.250	31.8	30	135	0.250	6.4	0.030 - 0.078	0.8 - 2.0	1.000	25.4	1000
TOAH-18-01	2	4.670	118.6	0.280	7.1	1.125	28.5	40	178	0.250	6.4	0.062	1.6	—	—	1000

WIT-A/WITBH/NTA Series
Push Mount Cable Ties



LINE EXTENSION

Figure 1

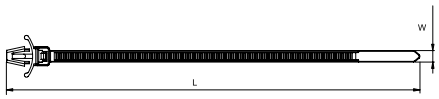

Figure 3

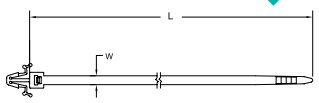

Figure 2

Specifications:
- Material: UL94 V-2 Nylon 6/6
- WITBH-50R-HS Material: UL94 V-2 Heat Stabilized Nylon serviceable to 239°F
- Color: Natural

Features:
- Easily snaps into pre-drilled holes
- Can be mounted to installation before final assembly
- Combines a cable tie, mount and fastener in a single part
- Figures 2 and 6 are removable from the top of the board

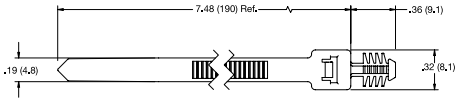

Figure 5

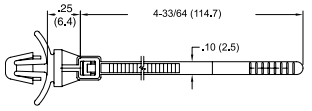

Figure 4

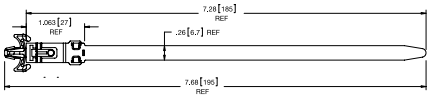

Figure 6

Item No. Natural Nylon 6/6	Item No. Black UV Resistant Nylon 6/6	Figure	L Ref. in	L Ref. mm	W Ref. in	W Ref. mm	Ø Max Bundle in	Ø Max Bundle mm	Tensile Strength lbs.	Tensile Strength N	Ø Mounting Hole in	Ø Mounting Hole mm	Panel Thickness in	Panel Thickness mm	Bulk Pack Qty
WIT-50RLA-1	—	1	5.320	135.0	0.190	4.8	1.000	25.4	50	222	0.250	6.4	0.125	3.2	1000
• NTA15535PMTG	• NTA15535PMTGB	1	6.125	168.0	0.150	3.8	1.550	40.0	40	178	0.189	4.8	0.118	3.0	100
WIT-50RLA-2	—	1	6.690	170.0	0.190	4.8	1.500	38.1	50	222	0.250	6.4	0.125	3.2	1000
WIT-50RLA-3	—	1	7.870	200.0	0.190	4.8	1.750	44.5	50	222	0.250	6.4	0.125	3.2	1000
• NTA20347PMTG	• NTA20347PMTGB	1	8.000	203.0	0.189	4.8	1.968	50.0	50	228	0.250	6.4	0.118	3.0	100
WIT-50RLA-M	—	1	8.870	225.4	0.190	4.8	2.000	50.8	50	222	0.187	4.7	0.093	2.4	1000
WIT-30RAR1-2	—	2	5.125	130.0	0.140	3.6	1.000	25.4	30	135	0.189	4.8	0.079 - 0.094	2.0 - 2.4	100
WIT-30LAR1-2	—	2	6.125	155.5	0.140	3.6	1.250	31.8	30	135	0.189	4.8	0.079 - 0.094	2.0 - 2.4	100
• NTA11225WPM	• NTA11225WPMB	3	4.375	112.0	0.098	2.5	0.980	25.0	18	80	0.181	4.6	0.070	1.7	100
WIT-18RA-01	—	3	4.290	109.0	0.100	2.5	0.830	21.0	18	80	0.190	4.8	0.060	1.6	1000
• NTA13048WPM	• NTA13048WPMB	3	5.125	132.0	0.189	4.8	1.180	30.0	50	228	0.236	6.0	0.110	2.8	100
WIT-50SA-01	—	3	5.240	133.0	0.190	4.8	0.910	23.0	50	222	0.250	6.4	0.060	1.6	1000
WIT-50SA-1-01	—	3	5.240	133.0	0.190	4.8	0.910	23.0	50	222	0.250 - 0.270	6.4 - 6.8	0.030 - 0.080	0.8 - 2.0	1000
• NTA15535WPM	• NTA15535WPMB	3	6.125	157.0	0.138	3.5	1.420	36.0	40	178	0.181	4.6	0.118	3.0	100
WIT-50SRA-01	—	3	6.810	173.0	0.190	4.8	1.420	36.0	50	222	0.250	6.4	0.060	1.6	1000
WIT-50SRA-1-01	—	3	6.810	173.0	0.190	4.8	1.420	36.0	50	222	0.250 - 0 .270	6.4 -6 .8	0.030 - 0.080	0.8 - 2.0	1000
WIT-50RA-01	—	3	7.800	198.0	0.190	4.8	1.690	43.0	50	222	0.250	6.4	0.060	1.6	500
WIT-50RA-1-01	—	3	7.800	198.0	0.190	4.8	1.690	43.0	50	222	0.250 - 0.270	6.4 - 6.8	0.030 - 0.080	0.8 - 2.0	500
• NTA20048WPM	• NTA20048WPMB	3	8.000	201.0	0.189	4.8	1.970	50.0	50	228	0.236	6.0	0.109	2.8	100
WIT-18R1A-4-01	—	4	4.760	121.1	0.100	2.5	0.750	19.1	18	80	0.156	4.0	0.031 - 0.078	0.8 - 2.0	1000
WIT-18RA-4-01-M	—	4	4.760	121.1	0.100	2.5	0.750	19.1	18	80	0.187	4.8	0.031 - 0.078	0.8 - 2.0	1000
WIT-18R2A-4-01	—	4	4.760	121.1	0.100	2.5	0.750	19.1	18	80	0.187	4.8	0.062 - 0.140	1.6 - 3.6	1000
WITBH-50R	—	5		See Figure 5			1.750	44.5	50	228	0.250	6.4	0.250	6.4	100
WITBH-50R-HS	—	5		See Figure 5			1.750	44.5	50	228	0.250	6.4	0.250	6.4	100
WIT-40LAR	—	6		See Figure 6			1.970	50.0	40	178	0.187	4.8	0.020 - 0.091	0.5 - 2.3	100

SCREW MOUNT CABLE TIES / STRAPS / HOOK AND LOOP

TOBS Series
Adhesive/Screw Mount Ties

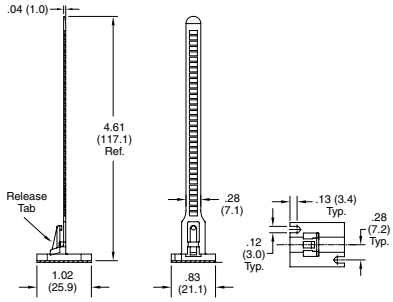

Specifications:
- Material: UL94 V-2 Nylon 6/6
- Color: Black

Features:
- Mounts with two #4 (M3) screws or adhesive
- Cable tie is releasable

Item No.	Slots for Screw Size		Ø Max Bundle		Bulk Pack Qty
	in	mm	in	mm	
TOBS-18-01A-RT	#4	M3	1.125	28.5	1000

ES Series
Rubber Straps with Locking Button

Specifications:
- Material: Strap; Silicone Rubber, 50 Shore A
  Latch Pin: UL94 HB Nylon 6/6
- Color: Black

Features:
- Rubber strap can be stretched and wrapped around bundles up to three times
- Grips the cables preventing movement
- For additional latch pins, order part number CS-113-6

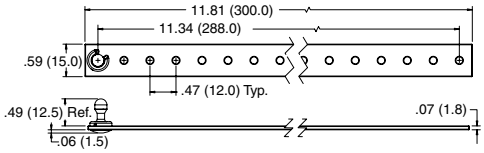

Item No.	Ø Max Bundle		Max Perimeter		Bulk Pack Qty
	in	mm	in	mm	
ES-1	4.33	110.0	13.6	345.0	100

RNS/LB Series
Nylon Straps with Locking Button

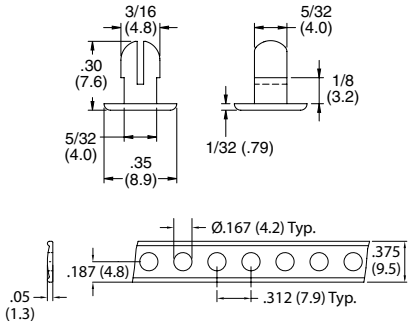

Specifications:
- Material: Nylon 6/6
- Color: Black

Features:
- 100 foot long strap can be cut to desired length
- Once bundle is wrapped, the strap is secured with mounting button, LB-5

Item No.	Description	Material Flame Rating	Bulk Pack Qty
RNS-167	Strap	UL94 HB	1 (100 ft. roll)
LB-5	Locking Button	UL94 V-2	100

RKS Series
Hook and Loop Straps

Specifications:
- Material: Hook: Low Density Polyethylene
  Loop: Nylon Knit
- Color: Black

Features:
- Heavy duty hook and loop
- Features VELCRO® brand hook and loop material
- User can cut to desired length
- Excellent in reusable applications

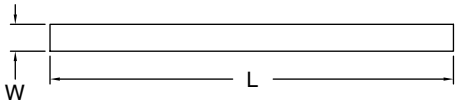

Item No.	L		W		Bulk Pack Qty
	in	mm	in	mm	
RKS-8-6-BK	6.0	152.4	.50	12.7	10
RKS-8-8-BK	8.0	203.2	.50	12.7	10
RKS-8-12BK	12.0	304.8	.50	12.7	10
RKS-16-8-BK	8.0	203.2	1.00	25.4	10
RKS-16-12-BK	12.0	304.8	1.00	25.4	10

HOOK AND LOOP

RKWB/RKWFA Series
Hook and Loop Clamps

Figure 1

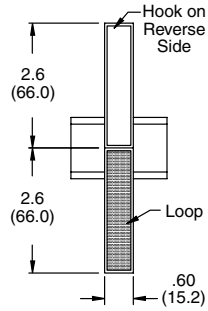

Figure 2

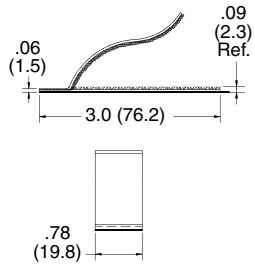

Specifications:
- Material: Hook and Loop
- Color: Black

Features:
- Hook and loop design
- RKWB accommodates multiple bundle diameters; up to 1-1/2"
- RKWFA accommodates multiple bundle diameters; up to 0.75"

Item No.	Figure	Ø Max Bundle		Base		Bulk Pack Qty
		in	mm	in	mm	
RKWB-1	1	1.50	38.1	2.00 x 1.00	50.8 x 25.4	100
RKWFA-1	2	1.50	38.1	3.00 x 0.78	52.3 x 19.8	100

RKW Series
Hook and Loop Cable Ties

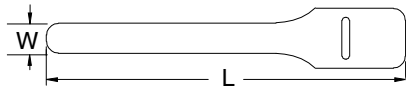

Specifications:
- Material: Loop - Nylon Knit
  Hook - Low-Density Polyethylene
- Color: See Table

Features:
- Easy assembly and removal
- Can be fastened and released several times
- Features: VELCRO® brand hook and loop material

See page 377 for Hook and Loop Cable Tie Holders.

Item No.			Screw Mount	L		W		Ø Max Bundle		Bulk Pack Qty
Black	Blue	Green		in	mm	in	mm	in	mm	
RKW-6-6-BK	RKW-6-6-BL	RKW-6-6-GN	No	6.0	152.4	0.38	9.5	1.400	35.6	10
RKW-8-6-BK	RKW-8-6-BL	RKW-8-6-GN	No	6.0	152.4	0.50	12.7	1.400	35.6	10
RKW-8-8-BK	RKW-8-8-BL	RKW-8-8-GN	Yes	8.0	203.2	0.50	12.7	1.920	48.7	10
RKW-8-9-BK	RKW-8-9-BL	RKW-8-9-GN	Yes	9.0	228.6	0.50	12.7	2.140	54.4	10
RKW-8-11-BK	RKW-8-11-BL	RKW-8-11-GN	No	11.0	279.4	0.50	12.7	2.618	66.5	10
RKW-8-12-BK	RKW-8-12-BL	RKW-8-12-GN	Yes	12.0	304.8	0.50	12.7	2.856	72.5	10
RKW-8-13-BK	RKW-8-13-BL	RKW-8-13-GN	Yes	13.0	330.2	0.50	12.7	3.396	86.3	10
RKW-12-9-BK	RKW-12-9-BL	RKW-12-9-GN	Yes	9.0	228.6	0.75	19.1	2.140	54.4	10
RKW-12-15-BK	RKW-12-15-BL	RKW-12-15-GN	No	15.0	381.0	0.75	19.1	3.918	99.5	10
RKW-12-18-BK	RKW-12-18-BL	RKW-12-18-GN	No	18.0	457.2	0.75	19.1	4.716	119.8	10
RKW-12-24-BK	RKW-12-24-BL	RKW-12-24-GN	No	24.0	609.6	0.75	19.1	6.288	159.7	10

Item No.				Screw Mount	L		W		Ø Max Bundle		Bulk Pack Qty
Orange	Red	White	Yellow		in	mm	in	mm	in	mm	
RKW-6-6-OR	RKW-6-6-RD	RKW-6-6-W	RKW-6-6-YL	No	6.0	152.4	0.38	9.5	1.400	35.6	10
RKW-8-6-OR	RKW-8-6-RD	RKW-8-6-W	RKW-8-6-YL	No	6.0	152.4	0.50	12.7	1.400	35.6	10
RKW-8-8-OR	RKW-8-8-RD	RKW-8-8-W	RKW-8-8-YL	Yes	8.0	203.2	0.50	12.7	1.920	48.7	10
RKW-8-9-OR	RKW-8-9-RD	RKW-8-9-W	RKW-8-9-YL	Yes	9.0	228.6	0.50	12.7	2.140	54.4	10
RKW-8-11-OR	RKW-8-11-RD	RKW-8-11-W	RKW-8-11-YL	No	11.0	279.4	0.50	12.7	2.618	66.5	10
RKW-8-12-OR	RKW-8-12-RD	RKW-8-12-W	RKW-8-12-YL	Yes	12.0	304.8	0.50	12.7	2.856	72.5	10
RKW-8-13-OR	RKW-8-13-RD	RKW-8-13-W	RKW-8-13-YL	Yes	13.0	330.2	0.50	12.7	3.396	86.3	10
RKW-12-9-OR	RKW-12-9-RD	RKW-12-9-W	RKW-12-9-YL	Yes	9.0	228.6	0.75	19.1	2.140	54.4	10
RKW-12-15-OR	RKW-12-15-RD	RKW-12-15-W	RKW-12-15-YL	No	15.0	381.0	0.75	19.1	3.918	99.5	10
RKW-12-18-OR	RKW-12-18-RD	RKW-12-18-W	RKW-12-18-YL	No	18.0	457.2	0.75	19.1	4.716	119.8	10
RKW-12-24-OR	RKW-12-24-RD	RKW-12-24-W	RKW-12-24-YL	No	24.0	609.6	0.75	19.1	6.288	159.7	10

Item No.	Screw Mount	L		W		Ø Max Bundle		Bulk Pack Qty
Black		in	mm	in	mm	in	mm	
RKW-6-6-BK-C	No	6.0	152.4	0.38	9.5	1.400	35.56	100
RKW-8-6-BK-C	No	6.0	152.4	0.50	12.7	1.400	35.56	100
RKW-8-8-BK-C	Yes	8.0	203.2	0.50	12.7	1.920	48.70	100
RKW-8-9-BK-C	Yes	9.0	228.6	0.50	12.7	2.140	54.40	100
RKW-8-11-BK-C	No	11.0	279.4	0.50	12.7	2.618	66.50	100
RKW-8-12-BK-C	Yes	12.0	304.8	0.50	12.7	2.856	72.54	100
RKW-8-13-BK-C	Yes	13.0	330.2	0.50	12.7	3.396	86.25	100
RKW-12-9-BK-C	Yes	9.0	228.6	0.75	19.1	2.140	54.40	100
RKW-12-15-BK-C	No	15.0	381.0	0.75	19.1	3.918	99.52	100
RKW-12-18-BK-C	No	18.0	457.2	0.75	19.1	4.716	119.78	100
RKW-12-24-BK-C	No	24.0	609.6	0.75	19.1	6.288	159.71	100

HOOK AND LOOP CABLE TIES & CINCH STRAPS

RKWPR Series
Plenum Rated Hook and Loop Cable Ties

Specifications:
- Material/Color
  Hook: Black UL94 V-2 Polypropylene
  Loop: Maroon UL94 V-2 Nylon

Features:
- Meets UL94 V-2 requirements, UL #E143339
- Accepted as wire positioning device (16SA) in air handling spaces in accordance with section 300-22 paragraph (C) and (D) of the National Electrical Code
- VELCRO® brand hook and loop material

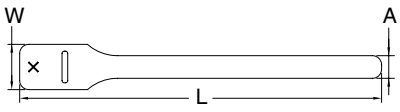

Item No.	Screw Mount	L		W		A		Bulk Pack Qty
		in	mm	in	mm	in	mm	
RKWPR-6-6	No	6.0	152.4	1.00	25.4	0.50	12.7	10
RKWPR-8-8	Yes	8.0	203.2	1.00	25.4	0.50	12.7	10
RKWPR-8-12	Yes	12.0	304.8	1.00	25.4	0.50	12.7	10
RKWPR-12-13	Yes	13.0	330.2	1.50	38.1	0.75	19.1	10

RKWE Series
Economy Hook and Loop Cable Ties

Specifications:
- Material: Hook: Low-Density Polyethylene
  Loop: Nylon Knit
- Color: Black

Features:
- VELCRO® brand hook and loop material
- Similar in function and purpose to the RKW Series, these economy ties are made from a lower-profile, economical material

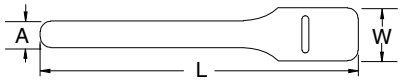

Item No.	L		W		A		Bulk Pack Qty
	in	mm	in	mm	in	mm	
RKWE-6-6-BK	6.0	152.4	0.75	19.1	0.38	9.5	10
RKWE-8-6-BK	6.0	152.4	1.00	25.4	0.50	12.7	10
RKWE-8-8-BK	8.0	203.2	1.00	25.4	0.50	12.7	10
RKWE-8-11-BK	11.0	279.4	1.00	25.4	0.50	12.7	10
RKWE-12-15-BK	12.0	304.8	1.50	38.1	0.75	19.1	10

RKWDM Series
Hook and Loop Cinch Straps with Metal Buckle

Specifications:
- Material: Nylon Woven Hook and Loop
  Buckle: Metal
- Color: Black

Features:
- Metal buckle for heavy duty industrial applications

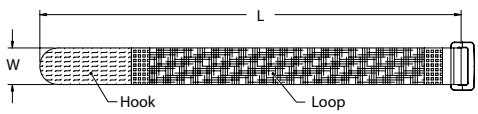

Item No.	L		W		Ø Approximate Bundle w/ Hook Fully Engaged		Bulk Pack Qty
	in	mm	in	mm	in	mm	
RKWDM-16-15-BK	15.0	381.0	1.00	25.4	3.750	95.0	10
RKWDM-16-20-BK	20.0	508.0	1.00	25.4	5.500	140.0	10
RKWDM-16-22-BK	22.0	559.0	1.00	25.4	5.938	151.0	10
RKWDM-16-24-BK	24.0	610.0	1.00	25.4	6.625	168.0	10
RKWDM-32-15-BK	15.0	381.0	2.00	51.0	3.750	95.0	10
RKWDM-32-20-BK	20.0	508.0	2.00	51.0	5.500	140.0	10
RKWDM-32-22-BK	22.0	559.0	2.00	51.0	6.000	152.0	10
RKWDM-32-24-BK	24.0	610.0	2.00	51.0	6.625	168.0	10

HOOK AND LOOP CINCH STRAPS

RKWD Series
Hook and Loop Cinch Straps

Specifications:
- Material: Nylon Woven Hook and Loop
  Buckle: Nylon
- Color: See Table

Features:
- Heavy duty hook and loop
- Buckle on the tie acts as a pulley providing leverage to pull the strap as tightly as needed
- The strap section goes through the buckle, the remainder of the material gets pulled around the buckle and can then be attached to the same side of the material
- The non-metallic buckle is safe to use around electrical and magnetic applications

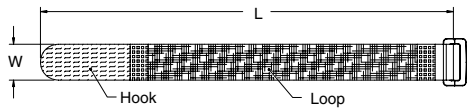

Item No.		L		W		Ø Approximate Bundle w/ Hook Fully Engaged		Bulk Pack Qty
Black	Orange	in	mm	in	mm	in	mm	
RKWD-12-12-BK	—	12.0	305	0.75	19.1	2.875	73	10
RKWD-12-18-BK	—	18.0	457	0.75	19.1	4.750	121	10
RKWD-16-9-BK	RKWD-16-9-OR	9.0	229	1.00	25.4	1.875	48	10
RKWD-16-12-BK	RKWD-16-12-OR	12.0	305	1.00	25.4	2.875	73	10
RKWD-16-15-BK	RKWD-16-15-OR	15.0	381	1.00	25.4	3.750	95	10
RKWD-16-20-BK	RKWD-16-20-OR	20.0	508	1.00	25.4	5.500	140	10
RKWD-16-24-BK	RKWD-16-24-OR	24.0	609	1.00	25.4	6.625	168	10

RKWDA Series
Extra Long/Cut to Length Cinch Straps

Specifications:
- Material: Hook and Loop: Nylon Woven
  Buckle: Nylon
- Color: Black

Features:
- Unique cut-to-length design eliminates the need to predetermine exact strap length
- Adheres to itself along its entire length

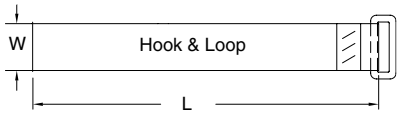

Item No.	L		W		Ø Bundle w/ Hook Fully Engaged		Bulk Pack Qty
	in	mm	in	mm	in	mm	
RKWDA-16-20-BK	20.0	508	1.00	25.4	5.500	140	10
RKWDA-16-24-BK	24.0	609	1.00	25.4	6.325	168	10
RKWDA-16-36-BK	36.0	914	1.00	25.4	10.500	267	10
RKWDA-16-48-BK	48.0	1219	1.00	25.4	14.375	365	10
RKWDA-32-20-BK	20.0	508	2.00	50.8	5.500	140	10
RKWDA-32-24-BK	24.0	610	2.00	50.8	6.628	169	10
RKWDA-32-36-BK	36.0	914	2.00	50.8	10.500	267	10
RKWDA-32-48-BK	48.0	1219	2.00	50.8	14.375	365	10

RKWDG/RKWDE Series
Hook and Loop Cinch Straps with Grommet

Specifications:
- Material: Nylon Woven Hook and Loop
  Buckle: Nylon
  Grommet: Brass
- Color: Black

Features:
- Grommet for mounting to walls, racks and mobile carts to organize and neatly route cables
- RKWDG centers bundle over mounting point
- RKWDE offsets bundle from mounting point
- Takes the stress off horizontal cable runs

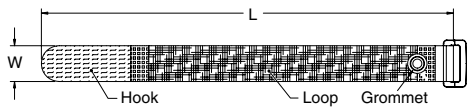

Figure 1

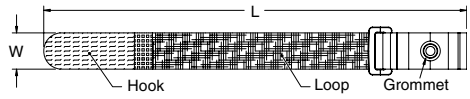

Figure 2

Item No.	Figure	L		W		Ø Approximate Bundle w/ Hook Fully Engaged		Grommet Ø Ref.		Bulk Pack Qty
		in	mm	in	mm	in	mm	in	mm	
RKWDG-16-9-BK	1	9.0	229	1.00	25.4	1.875	48	0.250	6.4	10
RKWDE-16-9-BK	2	9.0	229	1.00	25.4	1.875	48	0.250	6.4	10
RKWDG-12-12-BK	1	12.0	305	0.75	19.1	2.875	73	0.250	6.4	10
RKWDE-12-12-BK	2	10.5	267	0.75	19.1	2.375	60	0.250	6.4	10
RKWDG-16-12-BK	1	12.0	305	1.00	25.4	2.875	73	0.250	6.4	10
RKWDE-16-12-BK	2	12.0	305	1.00	25.4	2.875	73	0.250	6.4	10
RKWDG-16-15-BK	1	15.0	381	1.00	25.4	3.750	95	0.250	6.4	10
RKWDE-16-15-BK	2	15.0	381	1.00	25.4	3.750	95	0.250	6.4	10
RKWDG-12-18-BK	1	18.0	457	0.75	19.1	4.750	121	0.250	6.4	10
RKWDE-12-18-BK	2	16.5	419	0.75	19.1	4.250	108	0.250	6.4	10
RKWDG-16-20-BK	1	20.0	508	1.00	25.4	5.500	140	0.250	6.4	10
RKWDE-16-20-BK	2	20.0	508	1.00	25.4	5.500	140	0.250	6.4	10
RKWDG-16-24-BK	1	24.0	609	1.00	25.4	6.625	168	0.250	6.4	10
RKWDE-16-24-BK	2	24.0	609	1.00	25.4	6.625	168	0.250	6.4	10

HOOK AND LOOP ROLLS

RKWR Series
Hook and Loop Rolls

Specifications:
- Material: Hook: Low-Density Polyethylene
  Loop: Nylon Knit
- Color: See Table

Features:
- This product features VELCRO® brand Hook and Loop material
- User can cut to desired length
- Available in two lengths; 5 yards and 25 yards

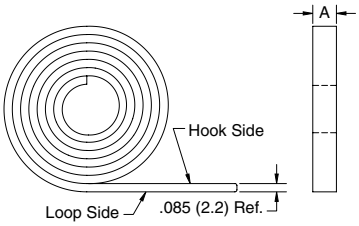

Item No.				A		Roll Length	Pack Qty
Black	Blue	Gray	Red	in	mm		
RKWR-3-BK	RKWR-3-BL	RKWR-3-GY	RKWR-3-RD	0.50	12.7	5 Yards	1
RKWR-1-BK	RKWR-1-BL	RKWR-1-GY	RKWR-1-RD	0.75	19.1	5 Yards	1
RKWR-2-BK	RKWR-2-BL	RKWR-2-GY	RKWR-2-RD	1.00	25.4	5 Yards	1
RKWR-3L-BK	RKWR-3L-BL	RKWR-3L-GY	RKWR-3L-RD	0.50	12.7	25 Yards	1
RKWR-1L-BK	RKWR-1L-BL	RKWR-1L-GY	RKWR-1L-RD	0.75	19.1	25 Yards	1
RKWR-2L-BK	RKWR-2L-BL	RKWR-2L-GY	RKWR-2L-RD	1.00	25.4	25 Yards	1

RKWRE Series
Economy Hook and Loop Rolls

Specifications:
- Material: Hook: Low-Density Polyethylene
  Loop: Nylon Knit
- Color: Black

Features:
- This product features VELCRO® brand hook and loop material
- Similar in function and purpose to the RKWR series of rolls, these economy rolls are made from a lower-profile, economical material
- User can cut to desired length

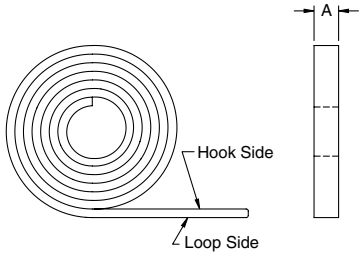

Item No.	A		Roll Length	Pack Qty
	in	mm		
RKWRE-3L	0.50	12.7	25 Yards	1
RKWRE-1L	0.75	19.1	25 Yards	1

RKWRPR Series
Plenum Rated Hook and Loop Rolls

Specifications:
- Material: Hook: UL94 V-2 Black Polypropylene
  Loop: UL94 V-2 Maroon Nylon
- Color: Maroon

Features:
- This product features VELCRO® brand hook and loop material
- Meets UL94 V-2 requirements. UL E143339
- Accepted as a wire positioning device (16SA) in air handling spaces in accordance with section 300-22 paragraph (C) and (D) of the National Electrical Code
- User can cut to desired length

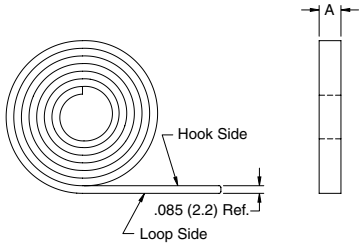

Item No.	A		Roll Length	Pack Qty
	in	mm		
RKWRPR-3	0.50	12.7	5 Yards	1
RKWRPR-1	0.75	19.1	5 Yards	1
RKWRPR-2	1.00	25.4	5 Yards	1
RKWRPR-3L	0.50	12.7	25 Yards	1
RKWRPR-1L	0.75	19.1	25 Yards	1
RKWRPR-2L	1.00	25.4	25 Yards	1

CABLE TIE MOUNTS

MFTH Series
Mini Cable Tie Mounts with Adhesive Base

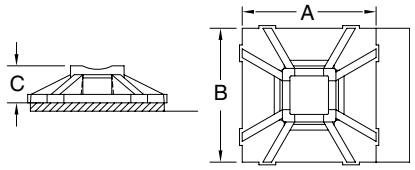

Specifications:
- Material: UL94 V-2 Nylon 6/6
- Color: Natural

Features:
- Cable ties can be inserted from all four sides
- Acrylic adhesive is a general purpose adhesive and gains strength with dwell time
- Rubber adhesive develops its strength extremely fast

1/2" x 1/2"

Item No. 1000/Bag	Item No. 100/Bag	Used w/ Cable Ties	Approval	Adhesive	A in	A mm	B in	B mm	C in	C mm
MFTH-2-01A-RT-M	MFTH-2-01A-RT-C	18 lbs.		Acrylic	0.500	12.7	0.500	12.7	0.14	3.5
MFTH-2-01A1-M	MFTH-2-01A1-C	18 lbs.		Rubber	0.500	12.7	0.500	12.7	0.14	3.5

FTH-5/FTH-7/23TA Series
Four Way Cable Tie Mounts

LINE EXTENSION

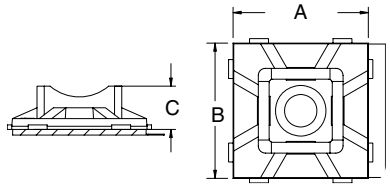

Figure 1

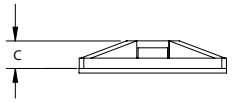

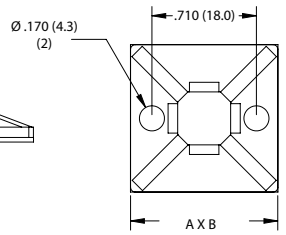

Figure 2

Specifications:
- Material: UL94 V-2 Nylon 6/6 (Black is UV Stabilized)
- Color: See Table

Features:
- Now available in high bond acrylic adhesive for demanding applications
- Cable ties can be inserted from all four sides
- May be secured with screws or adhesive
- Rubber adhesive develops its strength extremely fast
- Acrylic adhesive is a general purpose adhesive and gains strength with dwell time

3/4" x 3/4"

Item No. Natural 1000/Bag	100/Bag	10/Bag	Item No. Black 1000/Bag	100/Bag	Approval	Fig.	Used w/ Cable Ties	Adhesive	Recommended Mounting Screw	A in	A mm	B in	B mm	C in	C mm
FTH-5A-RT-M	FTH-5A-RT-C	—	FTH-5A-RT-UVB-M	FTH-5A-RT-UVB-C		1	18 & 40 lbs.	Acrylic	#6 and M3.5 Flat Head	0.750	19.1	0.750	19.1	0.240	6.1
FTH-5A1-RT-M	FTH-5A1-RT-C	—	—	—		1	18 & 40 lbs.	Rubber	#6 and M3.5 Flat Head	0.750	19.1	0.750	19.1	0.240	6.1
—	—	FTH-5-DHB	—	—	—	1	18 & 40 lbs.	High Bond Acrylic	#6 and M3.5 Flat Head	0.750	19.1	0.750	19.1	0.240	6.1
FTH-5-01-M	FTH-5-01-C	—	FTH-5-UVB-M	FTH-5-UVB-C		1	18 & 40 lbs.	Screw Mount	#6 and M3.5 Flat Head	0.750	19.1	0.750	19.1	0.240	6.1

1" x 1"

Item No. Natural 1000/Bag	100/Bag	10/Bag	Item No. Black 1000/Bag	100/Bag	Approval	Fig.	Used w/ Cable Ties	Adhesive	Recommended Mounting Screw	A in	A mm	B in	B mm	C in	C mm
FTH-7A-RT-M	FTH-7A-RT-C	—	FTH-7A-RT-UVB-M	FTH-7A-RT-UVB-C		1	50 lbs.	Acrylic	#8 and M4 Flat Head	1.000	25.4	1.000	25.4	0.280	7.1
FTH-7A1-RT-M	FTH-7A1-RT-C	—	—	—		1	50 lbs.	Rubber	#8 and M4 Flat Head	1.000	25.4	1.000	25.4	0.280	7.1
—	—	FTH-7-DHB	—	—	—	1	50 lbs.	High Bond Acrylic	#8 and M4 Flat Head	1.000	25.4	1.000	25.4	0.280	7.1
FTH-7-01-M	FTH-7-01-C	—	FTH-7-UVB-M	FTH-7-UVB-C		1	50 lbs.	Screw Mount	#8 and M4 Flat Head	1.000	25.4	1.000	25.4	0.280	7.1
• 23TA00400	—	—	—	—	—	2	50 lbs.	Rubber	#8 and M4 Flat Head	1.000	25.4	1.000	25.4	0.188	4.8
• 23TA00420	—	—	—	—	—	2	50 lbs.	Screw Mount	#8 and M4 Flat Head	1.000	25.4	1.000	25.4	0.188	4.8

FTH-8/FTH-10 Series
Four Way Cable Tie Mounts

Specifications:
- Material: UL94 V-2 Nylon 6/6
- Color: Natural

Features:
- Cable ties can be inserted from all four sides
- May be secured with screws or adhesive
- Acrylic adhesive is a general purpose adhesive and gains strength with dwell time
- Low profile for tight spaces

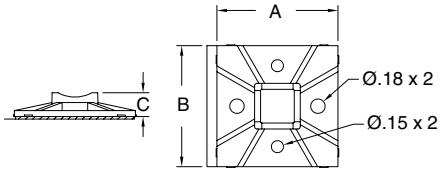

1-1/2" x 1-1/2"

Item No.		Used with Cable Ties	Approval	Adhesive	Recommended Mounting Screw	A		B		C	
1000/Bag	100/Bag					in	mm	in	mm	in	mm
FTH-8A-RT-M	FTH-8A-RT-C	50 & 120 lbs.		Acrylic	2 x #6, #8 or M4	1.500	38.1	1.500	38.1	0.30	7.6

2" x 2"

Item No.		Used with Cable Ties	Approval	Adhesive	Recommended Mounting Screw	A		B		C	
1000/Bag	100/Bag					in	mm	in	mm	in	mm
FTH-10A-RT-M	FTH-10A-RT-C	50 & 120 lbs.		Acrylic	2 x #6, #8 or M4	2.000	50.8	2.00	50.8	0.30	7.6

FTH-40/23TA Series
Low Profile Cable Tie Mounts with Adhesive

LINE EXTENSION



Specifications:
- Material: See Table
- Color: See Table

Features:
- Cable ties can be inserted from all four sides
- Acrylic adhesive is a general purpose adhesive and gains strength with dwell time
- Rubber adhesive develops its strength extremely fast
- Low profile for tight spaces

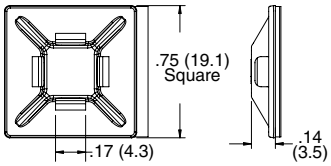

3/4" x 3/4"

Item No.				
White UL94 HB ABS	Natural UL94 V-2 Nylon 6/6	Used w/ Cable Ties	Adhesive	Bulk Pack Qty
FTH-40	—	18 & 40 lbs.	None	1000
FTH-40A-RT	—	18 & 40 lbs.	Acrylic	1000
—	—	18 & 40 lbs.	Acrylic	1000
FTH-40A1-RT	• 23TA00500*	18 & 40 lbs.	Rubber	1000

*** Dimensions will vary slightly**

FTH-4 Series
Cable Tie Mounts with Swivel

Specifications:
- Material: UL94 V-2 Nylon 6/6
- Color: Natural

Features:
- Unique swivel head allows 360° rotation of the mounted bundle

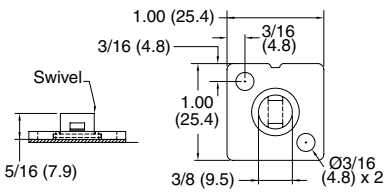

Part Number	Used w/ Cable Ties	Approval	Recommended Mounting Screw	Bulk Pack Qty
FTH-4A-RT-M	18 & 40 lbs.		#8 or M4	1000

TMA Series
Cable Tie Mount

Specifications:
- Material: UL 94 V-2 Nylon 6/6
- Color: Natural

Features:
- Supplies lightweight support to wire bundles with adhesive backing
- Apply to clean, smooth, grease-free surface

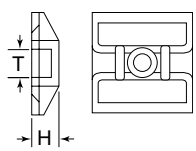

Item No.	Length		Width		Height		Mounting Hole Ø		Slot Width T		Use With Cable Tie Classification	Bulk Pack Qty
	In	mm	In	mm	In	mm	In	mm	In	mm		
TMA005A	1.102	28.00	1.102	28.00	0.157	4.00	0.197	5.00	0.197	5.00	Miniature, Intermediate, Standard	100

CABLE TIE MOUNTS

FTH-28RS Series
Rivet/Screw Mount Cable Tie Mounts

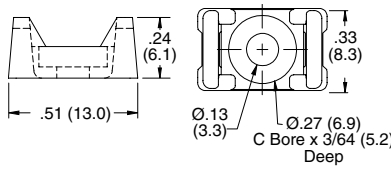

Specifications:
- Material: UL94 V-2 Nylon 6/6
- Color: Natural

Features:
- Mounts with a screw or snap rivet (see rivet table)
- Cradle design provides stability for the bundle

Mounting Rivets for FTH-28RS		
Panel Thickness		Use Rivet Item No.
In	mm	
Up to 0.034	Up to 0.9	**SR-3035**
0.034 - 0.073	Up to 0.9	**SR-3045**
0.073 - 0.113	1.9 - 2.9	**SR-3055**
0.113 - 0.152	2.9 - 3.9	**SR-3065**
0.152 - 0.191	3.9 - 4.9	**SR-3075**
0.172 - 0.211	4.4 - 5.4	**SR-3080**
0.211 - 0.250	5.4 - 6.4	**SR-3090**
0.250 - 0.290	6.4 - 7.4	**SR-3100**

Item No.	Used w/ Cable Ties	Recommended Mounting Screw	Pack Qty
FTH-28RS-01	18 & 40 lbs.	#4, M3 Screw, SR-3XXX (See Table)	1000

FTH-13/FTH-14 Series
Rivet/Screw Mount Cable Tie Mounts

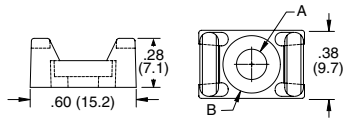

Figure 1

Specifications:
- Material: UL94 V-2 Nylon 6/6
- Color: Natural

Features:
- Mounts with screw or snap rivet (see rivet table)
- Cradle design provides stability for the bundle
- Rivets found on page 120

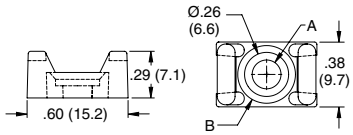

Figure 2

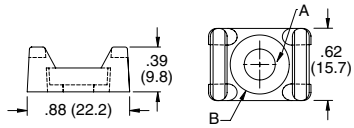

Figure 3

Item No.				Used w/	A		B			Bulk Pack
1000/Bag	100/Bag	Approval	Figure	Cable Ties	in	mm	in	mm	Mounting Method	Qty
FTH-13R-01-M	**FTH-13R-01-C**		1	18 - 50 lbs.	0.17	4.3	0.32	8.1	#8 or M4 screw or rivet	1000
FTH-13S-01-M	**FTH-13S-01-C**		2	18 - 50 lbs.	0.17	4.3	0.32	8.1	#6 or M3/#8 or M4 screw	1000
FTH-14R-01-M	**FTH-14R-01-C**		3	18 - 120 lbs.	0.21	5.2	0.38	9.5	#10 or M5 screw or rivet	1000
FTH-14S-01-M	**FTH-14S-01-C**		3	18 - 120 lbs.	0.26	6.6	0.49	12.5	1/4 or M6 screw	1000

Mounting Rivets for Figure 1		
Panel Thickness		
in	mm	Use Rivet Part Number
0.018 - 0.058	0.5 - 1.5	**SR-4050**
0.058 - 0.097	1.5 - 2.5	**SR-4060**
0.097 - 0.137	2.5 - 3.5	**SR-4070**
0.137 - 0.176	3.5 - 4.5	**SR-4080**
0.215 - 0.255	5.5 - 6.5	**SR-4100**

Mounting Rivets for Figure 3		
Panel Thickness		
in	mm	Use Rivet Part Number
0.020 - 0.048	0.5 - 1.2	**SR-5055**
0.048 - 0.087	1.2 - 2.2	**SR-5065**
0.087 - 0.127	2.2 - 3.2	**SR-5075**
0.127 - 0.166	3.2 - 4.2	**SR-5085**
0.166 - 0.205	4.2 - 5.2	**SR-5095**
0.205 - 0.245	5.2 - 6.2	**SR-5105**

FTH-34/FTH-35 Series
Screw Mount Cable Tie Mounts

Specifications:
- Material: UL94 V-2 Nylon 6/6
- Color: Natural

Features:
- Cable ties can be inserted from all four sides
- Small size allows for use where space is limited

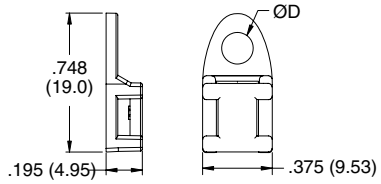

Item No.	Ø Hole D		Used with Cable Ties	Accepts Screw Size	Bulk Pack Qty
	in	mm			
FTH-34-01	0.170	4.3	18 - 50 lbs.	#8 or M4	1000
FTH-35-01	0.200	5.1	18 - 50 lbs.	#10 or M5	1000

23TA Series
Cable Tie Mounts

NEW

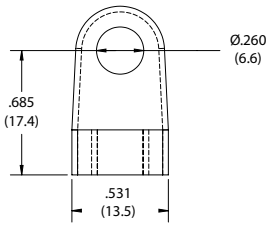

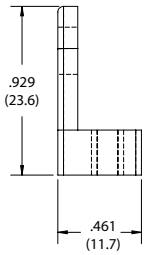

Specifications:
- Material: UL94 V-2 Nylon 6/6
- Color: Natural

Features:
- Secures easily with a mounting screw
- Resists corrosion, vibration and abrasion

Item No.	Ø Hole		Used with Cable Ties	Accepts Screw Size	Bulk Pack Qty
	in	mm			
23TA40260	0.260	6.6	120 lbs.	1/4	1000

FTH-1/FTH-11/23TA Series
Low Profile Screw Mount Cable Tie Mounts

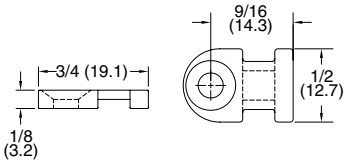

Figure 1

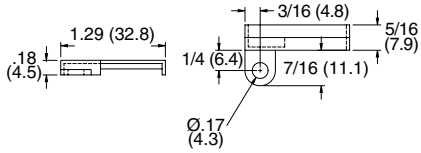

Figure 2

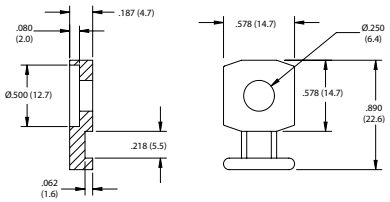

Figure 3

Specifications:
- Material: UL94 V-2 Nylon 6/6
- Color: Natural

Features:
- Mounts with a #8 or M4 screw
- Low profile for limited space
- FTH-11-8-01 secures bundle length with multiple cable ties

LINE EXTENSION

Item No.	Approval	Figure	Used w/ Cable Ties	Accepts Screw Size	Bulk Pack Qty
FTH-1-01-M	UL	1	18 - 50 lbs.	#8 or M4	1000
FTH-11-8-01	UL	2	18 - 50 lbs.	#8 or M4	100
• 23TA00250	—	3	18 - 50 lbs.	1/4-20	1000

23TA Series
Screw Mount Cable Tie Mounts

NEW

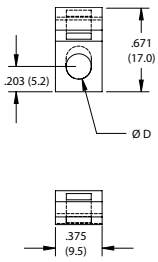

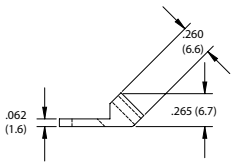

Specifications:
- Material: UL94 V-2 Nylon 6/6
- Color: Natural

Features:
- Compact design is ideal for applications where space is limited
- Resists corrosion, vibration and abrasion

Item No.	Ø D		Used w/ Cable Ties	Accepts Screw Size		Bulk Pack Qty
	in	mm		Imperial	Metric	
23TA207128	0.128	3.3	50 lbs.	#4	M3	1000
23TA207140	0.140	3.6	50 lbs.	#6	M3.5	1000
23TA207167	0.167	4.2	50 lbs.	#8	M4	1000
23TA207203	0.203	5.2	50 lbs.	#10	M5	1000

FTH-17 Series
Heavy Duty Screw Mount Cable Tie Mounts

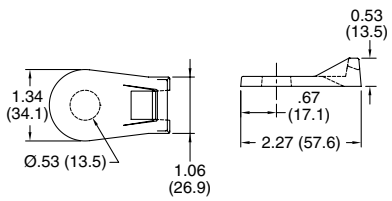



Specifications:
- Material: UL94 V-2 Nylon 6/6
- Color: Natural

Features:
- Can be used with ties up to 250 lbs.
- Low profile for tight spaces

Item No.	Accepts Screw Size	Used w/ Cable Ties	Bulk Pack Qty
FTH-17-8-01	1/2 or M12	All Ties	100

CABLE TIE MOUNTS

FTH-24 Series
Screw Mount Wire Harness
Cable Tie Mounts

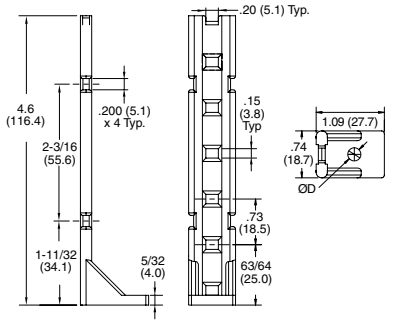

Specifications:
- Material: UL94 V-2 Nylon 6/6
- Color: Natural

Features:
- Allows tying up multiple bundles of cables
- Supports cable bundles above the surface

Item No.	Mounting Method	Approval	Ø D in	Ø D mm	Used w/ Cable Ties	Bulk Pack Qty
FTH-24-01	#10 or M5 Screw		0.21	5.2	18 - 50 lbs.	100
FTH-24-1-01	1/4 or M6 Screw		0.25	6.4	18 - 50 lbs.	100

FTH Series
Snap In Cable Tie Mounts

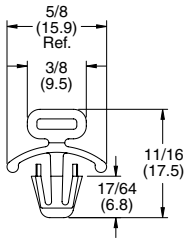

Figure 1

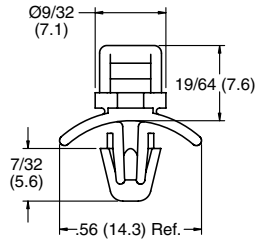

Figure 2

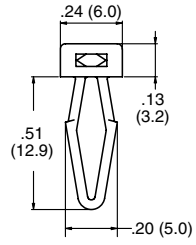

Figure 3

Specifications:
- Material: UL94 V-2 Nylon 6/6
- Color: See Table

Features:
- Requires no adhesive or other mounting hardware
- Can be used in applications where back of panel is not accessible
- Figures 5,6,8, and 9 have pressure-hold feature that holds cable tie inside the tie holder
- Figures 4,5,8, and 9 have a cupped base that provides stability and also covers the mounting hole

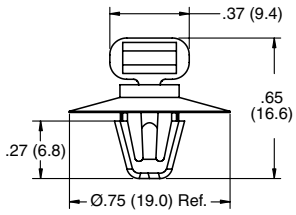

Figure 4

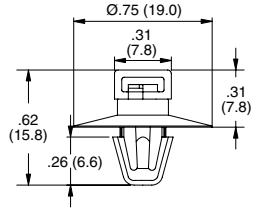

Figure 5

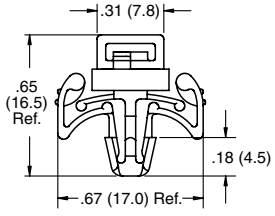

Figure 6

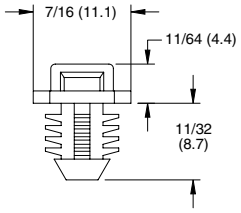

Figure 7

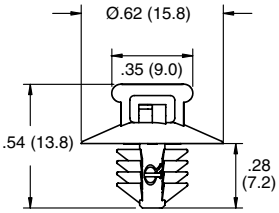

Figure 8

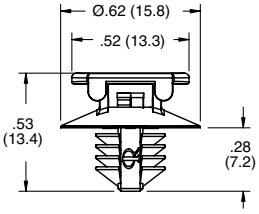

Figure 9

Item No. Natural	Item No. Black	Approval	Figure	Ø Mounting Hole in	Ø Mounting Hole mm	Panel Thickness in	Panel Thickness mm	Used w/ Cable Ties	Bulk Pack Qty
FTH-6-01-M	—		1	0.250	6.4	0.047 - 0.109	1.2 - 2.8	18 - 50 lbs.	1000
FTH-6-01-C	—		1	0.250	6.4	0.047 - 0.109	1.2 - 2.8	18 - 50 lbs.	100
FTH-3-01-M	—		2	0.187	4.8	0.031 - 0.078	0.8 - 2.0	18 - 50 lbs.	1000
FTH-3-01-C	—		2	0.187	4.8	0.031 - 0.078	0.8 - 2.0	18 - 50 lbs.	100
FTH-39-1-01	—	—	3	0.126	3.2	0.039 - 0.177	1.0 - 4.5	18 lbs.	1000
FTH-29-01	—	—	4	0.250	6.4	0.062	1.6	18 - 50 lbs.	1000
FTH-33-01	—	—	5	0.250	6.4	0.062	1.6	40 - 50 lbs.	1000
FTH-41-01	—	—	6	0.187	4.8	0.020 - 0.090	0.5 - 2.3	18 - 50 lbs.	1000
FTH-15-01-M	—		7	0.312	7.8	0.250	6.4	18 - 40 lbs.	1000
FTH-15-01-C	—		7	0.312	7.8	0.250	6.4	18 - 40 lbs.	100
—	FTH-36-01BK	—	8	0.260 - 0.280	6.5 - 7.0	0.030 - 0.120	0.8 - 3.0	40 - 50 lbs.	1000
—	FTH-37-01BK	—	9	0.260 - 0.280	6.5 - 7.0	0.030 - 0.120	0.8 - 3.0	40 - 50 lbs.	1000

23TA Series
Push In Cable Tie Mounts

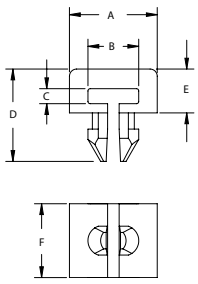

NEW

Specifications:
- Material: UL94 V-2 Nylon 6/6
- Color: Natural

Features:
- Designed to securely connect a tie to a predrilled hole
- Can be used when the back of the panel is inaccessible
- No adhesive or mounting hardware needed

Item No.	Ø Mounting Hole		Panel Thickness		Used with Cable Ties	A		B		C		D		E		F		Bulk Pack Qty
	in	mm	in	mm		in	mm	in	mm	in	mm	in	mm	in	mm	in	mm	
23TA00090	0.187	4.8	0.062	1.6	18 lbs.	0.320	8.1	0.220	5.6	0.050	1.3	0.350	8.9	0.150	3.8	0.320	8.1	1000
23TA00100	0.187	4.8	0.062	1.6	120 lbs.	0.380	9.7	0.220	5.6	0.065	1.7	0.400	10.2	0.190	4.8	0.320	8.1	1000
23TA00110	0.250	6.4	0.062	1.6	120 lbs.	0.380	9.7	0.220	5.6	0.065	1.7	0.400	10.2	0.190	4.8	0.320	8.1	1000

FTH-22 Series
Rivet Mount Cable Tie Mounts

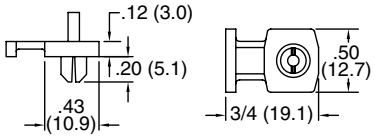

Specifications:
- Material: UL94 V-2 Nylon 6/6
- Color: Yellow

Features:
- Rivet designed into part expands to lock the tie holder in place
- Low profile design for where space is limited

Item No.	Ø Mounting Hole		Panel Thickness		Used with Cable Ties	Bulk Pack Qty
	in	mm	in	mm		
FTH-22-01	0.196	5.0	0.030 - 0.125	0.8 - 3.2	18 - 50 lbs.	1000

FTH-9/23TA Series
Reverse Mount Cable Tie Mounts

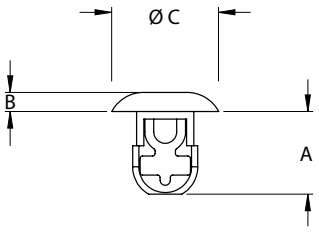

LINE EXTENSION

Specifications:
- Material: UL94 V-2 Nylon 6/6
- Color: Natural

Features:
- Snap locks into place from outside of the chassis
- Low profile on the inside of the chassis
- Both sides of the panel must be accessible

Item No.	Approval	Ø Mounting Hole		Max Panel Thickness		A		B		C		Accepts Cable Ties with Tensile lbs.	Bulk Pack Qty
		in	mm	in	mm	in	mm	in	mm	in	mm		
FTH-9-01-M	cULus	0.250	6.4	0.125	3.2	0.328	8.3	0.078	2.0	0.422	10.7	18 - 50	1000
FTH-9-01-C	cULus	0.250	6.4	0.125	3.2	0.328	8.3	0.078	2.0	0.422	10.7	18 - 50	100
• **23TA250188**	—	0.250	6.4	0.188	4.8	0.390	9.9	0.080	2.0	0.425	10.8	18 - 50	1000

FTH-30 Series
Cable Tie Mounts with Cable Tie Head

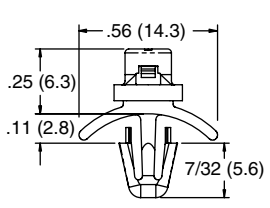

FTH-30-01

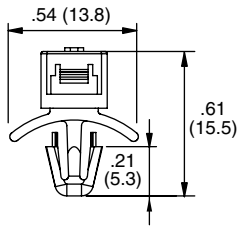

FTH-30-1-01

Specifications:
- Material: UL94 V-2 Nylon 6/6
- Color: Natural

Features:
- Cable tie head contained in the tie holder
- Good for application in which a bundle is already wrapped
- Simply insert the end of the cable tie for secure hold

Item No.	Ø Mounting Hole		Panel Thickness		Accepts Cable Ties with Tensile lbs.	Bulk Pack Qty
	in	mm	in	mm		
FTH-30-01	0.187	4.8	0.031 - 0.078	0.8 - 2.0	18	1000
FTH-30-1-01	0.187	4.8	0.031 - 0.078	0.8 - 2.0	50	1000

CABLE TIE MOUNTS

23FCPM Series
Fin Clip Cable Tie Mounts

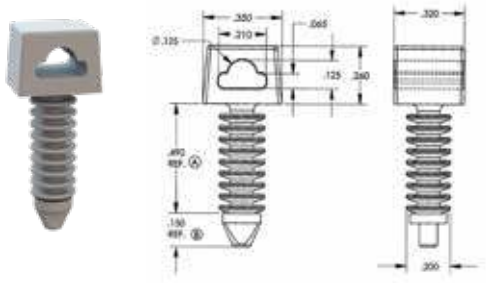

Fig. 1

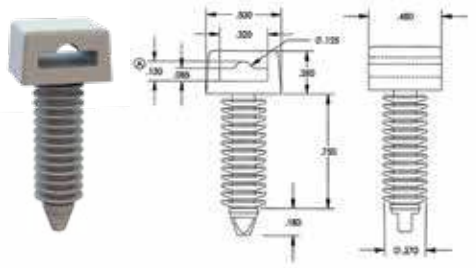

Fig. 2

Specifications:
- Material: US Stabilized HDPE Density Polyethylene
- Color: Black

Features:
- Special head configuration allows for use with beaded ties as well as conventional cable ties
- Suitable for use in pre-drilled holes in wood, masonry and a variety of other materials

Item No.	Figure	Ø Mounting Hole in	Ø Mounting Hole mm	Used w/ Cable Ties	Bulk Pack Qty
23FCPM18765	1	0.188	4.8	Up to 50 lbs.	500
23FCPM25095	2	0.250	6.4	Up to 175 lbs.	1000

MTH1 Series
Stainless Steel Tie Holders

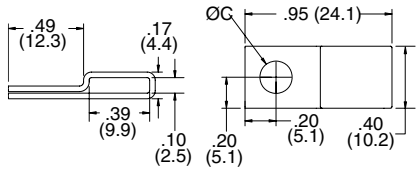

Specifications:
- Material: 304 Stainless Steel

Features:
- Low profile design
- Mounts with a screw or rivet

See page 360 for Stainless Steel Cable Ties.

Item No.	C Hole in	C Hole mm	Recommended Mounting Screw	Bulk Pack Qty
MTH1-1	0.177	4.5	#8 or M4	100
MTH1-2	0.213	5.4	#10 or M5	100
MTH1-3	0.266	6.8	1/4 or M6	100

FTH-27 Series
Hook and Loop Cable Tie Mounts

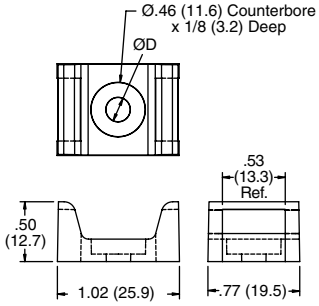

Figure 1

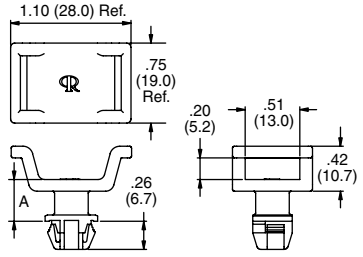

Figure 2

Specifications:
- Material: UL94 V-2 Nylon 6/6
- Color: See Table

Features:
- Mounts 1/2" RKW Hook and Loop Ties

See page 366 - 376 for Hook and Loop Cable Ties.

Item No.	Color	Accepts Hook and Loop Up To Width in	Accepts Hook and Loop Up To Width mm	Figure	Mounting Method	D in	D mm	A in	A mm	Panel Thickness in	Panel Thickness mm	Bulk Pack Qty
FTH-27-RS-01	Natural	0.510	13	1	#10, M5 or #12 Screw	0.205	5.2	—	—	—	—	1000
FTH-27-12-01	Natural	0.510	13	1	#10, M5 or #12 Screw	0.230	5.8	—	—	—	—	1000
FTH-27-1-01BK	Black	0.510	13	2	0.370 (9.5) Square Hole	—	—	0.120	3.0	0.030 - 0.080	0.8 - 2.0	500
FTH-27-2-01BK	Black	0.510	13	2	0.370 (9.5) Square Hole	—	—	0.390	10.0	0.030 - 0.080	0.8 - 2.0	500

23TAHL Series
Hook & Loop and Cable Tie Mounts

NEW

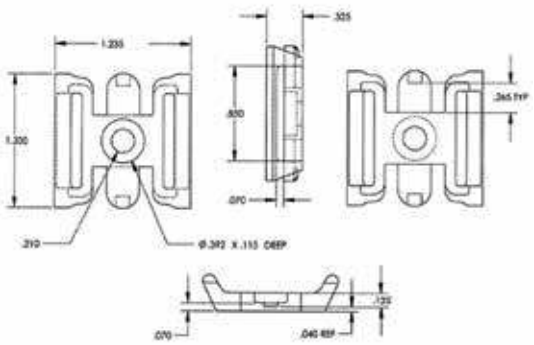

Specifications:
- Material: UL94 V-2 Nylon 6/6
- Color: Natural

Features:
- Can be secured with a screw or rivet
- Use with standard wire ties or hook and loop wire ties
- Resists corrosion, vibration and abrasion

Item No.	Bulk Pack Qty
23TAHL110340	500

FTH-RKW Series
Hook and Loop Cable Tie Mounts

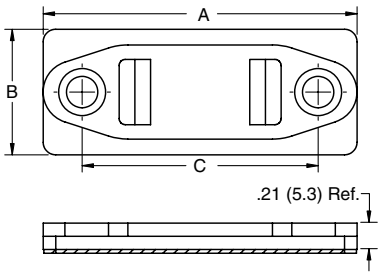

Specifications:
- Material: Polyethylene
- Color: Black

Features:
- Mounts with adhesive or screws

See page 366 - 367 for Hook and Loop Cable Ties.

Item No.	Accepts Hook and Loop Up To Width		Mounting Method	A		B		C		Bulk Pack Qty
	in	mm		in	mm	in	mm	in	mm	
FTH-RKW-1	0.500	12.7	1/4" Screw	2.500	63.5	1.000	25.4	1.880	47.8	100
FTH-RKW-1A	0.500	12.7	Adhesive	2.500	63.5	1.000	25.4	1.880	47.8	100
FTH-RKW-2	1.000	25.4	1/4" Screw	3.250	82.6	1.500	38.1	2.620	66.5	100
FTH-RKW-2A	1.000	25.4	Adhesive	3.250	82.6	1.500	38.1	2.620	66.5	100

FTH-31 Series
Edge Mount Cable Tie Mounts

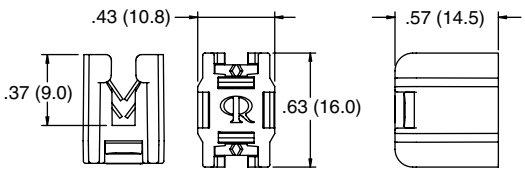

Specifications:
- Material: UL94 V-2 Nylon 6/6 and 304 Stainless Steel
- Color: Black

Features:
- Push the tie holder onto the edge of panel to accept a cable tie and mount a cable bundle
- Tie can be inserted from all four sides
- Retention Force:
  Steel Panel .03 (0.8) thick: 5 Lbs.
  Steel Panel .12 (3) thick: 10 Lbs.
  Plastic Panel .09-.12 (2.4-3) thick: 33 Lbs.

Item No.	Panel Thickness		Accepts Cable Ties w/ Tensile lbs.	Bulk Pack Qty
	in	mm		
FTH-31-01	0.03 - 0.12	0.8 - 3.0	40 - 50	1000

EDGE CABLE TIE MOUNTS / CABLE DUCT

Edge Mount Cable Tie Mounts

Specifications:
- Material: UL94 V-2 Nylon 6/6 and 302 Stainless Steel
- Color: Black

Features:
- Push the tie holder onto the edge of panel to accept a cable tie and mount a cable bundle
- Retention of 45 lbs. based on a 0.078 panel thickness
- Available with or without a pre-installed cable tie
- Types 1 through 5 do not come with cable tie pre-installed

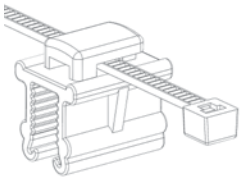

Type 1

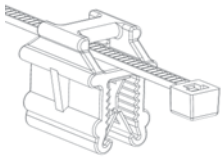

Type 2

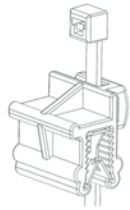

Type 3

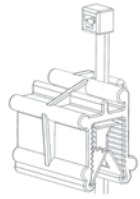

Type 4

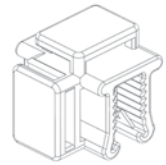

Type 5

Type 6

Type 7

Type 8

Type 9

Item No.	Used w/ Cable Ties	Pre-Installed Cable Tie	Type	Panel Thickness		Width		Length		Height		Bulk Pack Qty
				in	mm	in	mm	in	mm	in	mm	
550243	Up to 50 Lbs.	—	1	0.028 - 0.118	0.7 - 3.0	0.472	12.0	0.591	15.0	0.622	15.8	100
550244	Up to 50 Lbs.	—	3	0.028 - 0.118	0.7 - 3.0	0.574	13.9	0.591	15.0	0.614	15.6	100
550245	Up to 50 Lbs.	—	2	0.028 - 0.118	0.7 - 3.0	0.472	12.0	0.591	15.0	0.614	15.6	100
550246	Up to 50 Lbs.	—	2	0.118 - 0.236	3.0 - 6.0	0.594	15.1	0.787	20.0	0.740	18.8	100
550247	Up to 50 Lbs.	—	3	0.028 - 0.118	0.7 - 3.0	0.547	13.9	0.591	15.0	0.614	15.6	100
550249	Up to 50 Lbs.	—	4	0.118 - 0.236	3.0 - 6.0	0.673	17.1	0.787	20.0	0.748	19.0	100
550250	Up to 50 Lbs.	—	3	0.118 - 0.236	3.0 - 6.0	0.673	17.1	0.787	20.0	0.740	18.8	100
550251	Up to 50 Lbs.	—	5	0.028 - 0.118	0.7 - 3.0	0.594	15.1	0.591	15.0	0.594	15.1	100
550252	—	7.87 (200), 50 Lbs.	1	0.028 - 0.118	0.7 - 3.0	0.472	12.0	0.591	15.0	0.622	15.8	100
550253	—	7.87 (200), 50 Lbs.	3	0.028 - 0.118	0.7 - 3.0	0.574	13.9	0.591	15.0	0.614	15.6	100
550254	—	7.87 (200), 50 Lbs.	2	0.028 - 0.118	0.7 - 3.0	0.472	12.0	0.591	15.0	0.614	15.6	100
550255	—	7.87 (200), 50 Lbs.	2	0.118 - 0.236	3.0 - 6.0	0.594	15.1	0.787	20.0	0.740	18.8	100
550256	—	7.87 (200), 50 Lbs.	3	0.028 - 0.118	0.7 - 3.0	0.574	13.9	0.591	15.0	0.614	15.6	100
550258	—	7.87 (200), 50 Lbs.	4	0.118 - 0.236	3.0 - 6.0	0.673	17.1	0.787	20.0	0.748	19.0	100
550259	—	7.87 (200), 50 Lbs.	3	0.118 - 0.236	3.0 - 6.0	0.673	17.1	0.787	20.0	0.740	18.8	100
550260	—	7.87 (200), 50 Lbs.	5	0.028 - 0.118	0.7 - 3.0	0.594	15.1	0.591	15.0	0.594	15.1	100
550277	—	5.51 (140), 40 Lbs.	6	0.028 - 0.118	0.7 - 3.0	0.591	15.0	0.787	20.0	6.575	167.0	100
550279	—	5.51 (140), 40 Lbs.	8	0.028 - 0.118	0.7 - 3.0	0.591	15.0	0.787	20.0	6.575	167.0	100
550280	—	5.51 (140), 40 Lbs.	9	0.028 - 0.118	0.7 - 3.0	0.591	15.0	0.787	20.0	6.575	167.0	100

RX Series Flexible Duct

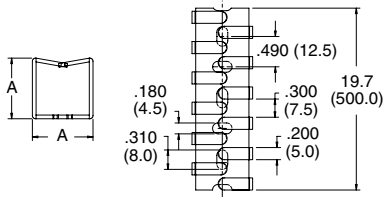

Specifications:
- Material: UL94 V-2 Polypropylene
- Color: Gray

Features:
- Flexible ribs allow the cables to be easily pushed and pulled into and out of channel
- Flexible base makes routing cables from the back and sides of control panels to components mounted on panel doors easy

Item No.		External A x A		Internal A x A		Length		Bulk Pack Qty
w/o Adhesive	w/ Adhesive	in	mm	in	mm	in	mm	
RX1313-0	**RX1313-4**	0.49 x 0.49	12.5 x 12.5	0.171	110.0	19.7	500.0	112
RX1616-0	**RX1616-4**	0.63 x 0.63	16.0 x 16.0	0.287	185.0	19.7	500.0	84
RX2020-0	**RX2020-4**	0.79 x 0.79	20.0 x 20.0	0.496	320.0	19.7	500.0	112
RX2525-0	**RX2525-4**	0.98 x 0.98	25.0 x 25.0	0.775	500.0	19.7	500.0	70
RX3030-0	**RX3030-4**	1.18 x 1.18	30.0 x 30.0	1.116	720.0	19.7	500.0	50
RX4040-0	**RX4040-4**	1.57 x 1.57	40.0 x 40.0	2.046	1320.0	19.7	500.0	50
RX5050-0	**RX5050-4**	1.97 x 1.99	50.0 x 50.0	3.162	2040.0	19.7	500.0	32

SRWD Series
Slotted Wire Duct



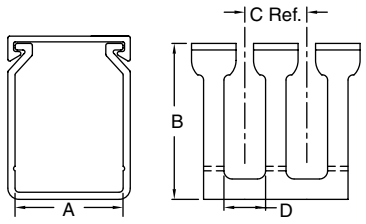

Specifications:
- Material: PVC
- Color: Gray

Features:
- Lid is supplied with the base
- Fingers are scored for easy break off
- Used for general purpose control panel wiring and to route and protect wiring in communication closets
- Holds breakout wires while providing flexibility for adding or removing wires
- Sold in 6-1/2 foot lengths

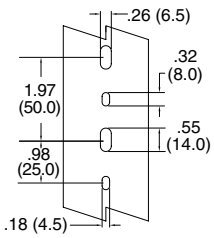

Mounting Style 1

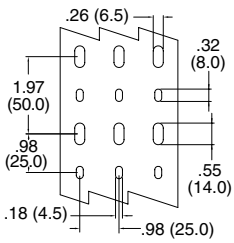

Mounting Style 2

Item No.	Approval	A in	A mm	B in	B mm	C in	C mm	D in	D mm	Mounting Style	Length ft	Length m	In Pack	Pack Qty
SRWD-1015		1.000	25.4	1.500	38.1	0.79	20.0	0.31	8.0	1	6.5	2.0	78 ft	1
SRWD-1515		1.500	38.1	1.500	38.1	0.79	20.0	0.31	8.0	1	6.5	2.0	78 ft	1
SRWD-1520		1.500	38.1	2.000	50.8	0.79	20.0	0.31	8.0	1	6.5	2.0	52 ft	1
SRWDN1-1530		1.500	38.1	3.000	76.2	0.39	10.0	0.16	4.0	1	6.5	2.0	78 ft	1
SRWD-2020		2.000	50.8	2.000	50.8	0.79	20.0	0.31	8.0	1	6.5	2.0	52 ft	1
SRWDN1-2030		2.000	50.8	3.000	76.2	0.39	10.0	0.16	4.0	1	6.5	2.0	78 ft	1
SRWD-4020		4.000	101.6	2.000	50.8	0.79	20.0	0.31	8.0	2	6.5	2.0	26 ft	1

SCD Series
Single Cable Duct

Specifications:
- Material: UL94 V-0 PVC
- Color: Tan

Features:
- Designed to route single coax or computer cable
- Supplied in 6 foot lengths
- Adhesive base for easy mounting

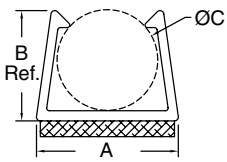

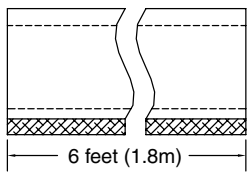

Item No.	C Holding Ø in	C Holding Ø mm	A in	A mm	B Ref. in	B Ref. mm	Cable Recommendations	Length ft	Length m	In Pack	Pack Qty
SCD-1521	0.156 - 0.218	4.0 - 5.5	0.30	7.6	0.25	6.4	RG58	6	1.8	60 ft	1
SCD-2228	0.218 - 0.280	5.5 - 7.1	0.36	9.1	0.29	6.6	RG59, RG62, RG6, 9 Line	6	1.8	60 ft	1

SRL Series
Locking Duct on Adhesive Base

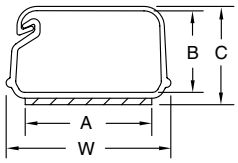

Specifications:
- Material: UL94 V-0 PVC
- Color: White

Features:
- Adhesive base for fast, easy installation
- When lid is shut the cables are locked into place
- Lightweight and aesthetically pleasing



Item No.	A in	A mm	B in	B mm	W in	W mm	C Ref. in	C Ref. mm	Length ft	Length m	In Pack	Pack Qty
SRL1-3-WH6A	0.625	15.9	0.40	10.2	0.81	20.7	0.49	12.3	6	1.8	72 ft	1
SRL1-5-WH6A	0.750	19.1	0.58	14.7	0.99	25.1	0.67	8.5	6	1.8	72 ft	1
SRL1-10-WH6A	1.125	28.6	0.82	20.8	1.52	38.3	0.95	24.1	6	1.8	72 ft	1

FLEXIBLE CONDUIT & FITTINGS

CF Series
PVC Coated Metal Conduit

Specifications:
- Material: PVC Coated Steel in Coil
- Color: Black

Features:
- Designed to be liquid-tight and has high tensile strength
- Good resistance to corrosion and high heat

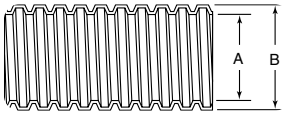

Item No.	Sizes	A ID Min		B OD Min		Roll Length		Pack Qty
		in	mm	in	mm	ft	m	
CF3020A	3/8	0.393	10.00	0.570	14.50	164	50	1
CF3060A	1/2	0.496	12.60	0.637	16.20	164	50	1
CF3090A	3/4	0.826	21.00	0.960	24.40	164	50	1
CF3140A	1	1.035	26.30	1.204	30.60	164	50	1
CF3160A	1-1/4	1.377	35.00	1.598	40.60	98	30	1
CF3180A	1-1/2	1.586	40.30	1.811	46.00	82	25	1
CF3200A	2	2.031	51.60	2.299	58.40	65	20	1

MCF Series
Fittings for EMT Pipe to Metal Conduit

Specifications:
- Material: Zinc Alloy
- Connection Type: Set Screw EMT Pipe

Features:
- Connects convoluted metal conduit to EMT pipe in order to protect wires or cables



Item No.	EMT Pipe Sizes	Used With Metal Conduit	Mounting Hole		Bulk Pack Qty
			in	mm	
MCF04A	1/2	CF3060A	0.767	19.50	50
MCF06A	3/4	CF3090A	1.027	26.10	50
MCF08A	1	CF3140A	1.267	32.20	30
MCF10A	1-1/4	CF3160A	1.523	38.70	20
MCF12A	1-1/2	CF3180A	2.035	51.70	10
MCF14A	2	CF3200A	2.515	63.90	5

MCF Series
Fittings for PVC Pipe to Metal Conduit

Specifications:
- Material: Zinc Alloy
- Connection Type: Set Screw EMT Pipe

Features:
- Connects convoluted metal conduit to PVC pipe in order to protect wires or cables



Item No.	PVC Pipe Sizes	Used With Metal Conduit	Mounting Hole		Bulk Pack Qty
			in	mm	
MCF106A	3/4	CF3090A	1.091	27.70	50
MCF108A	1	CF3140A	1.350	34.30	30
MCF110A	1-1/4	CF3160A	1.724	43.80	20
MCF112A	1-1/2	CF3180A	2.035	51.70	10
MCF114A	2	CF3200A	2.516	63.90	5

HASSLE-FREE SERVICE

Our teams of knowledgeable, dedicated employees are commited to providing a hassle-free experience from sampling and quoting through delivery. Call us today!

FCA200 Series
Flexible Conduit Fittings

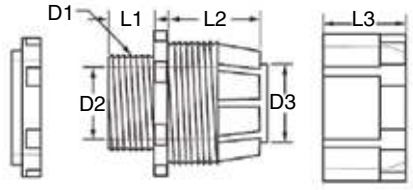

Lock Nut | Body Claw | Nut

Specifications:
- Material: UL94 V-2 Nylon 6/6
- Color: Gray
- Temperature Range: -40°F to 221°F (-40°C to 105°C)

Features:
- Connects plastic convoluted conduit to control panels, machinery, and other equipment

Item No.	Ø Mounting Hole		Used w/ Plastic Conduit	D2		D3		L1		L2		L3		Bulk Pack Qty
	in	mm		in	mm	in	mm	in	mm	in	mm	in	mm	
FCA200A	0.567	14.4	CF001A	0.248	6.3	0.295	7.5	0.382	9.7	0.728	18.5	0.626	15.9	50
FCA202A	0.626	15.9	CF003A	0.433	11.0	0.425	10.8	0.394	10.0	0.705	17.9	0.618	15.7	50
FCA204A	0.630	16.0	CF004A	0.437	11.1	0.524	13.3	0.382	9.7	0.732	18.6	0.626	15.9	50
FCA206A	0.756	19.2	CF005A	0.591	15.0	0.579	14.7	0.394	10.0	0.697	17.7	0.630	16.0	50
FCA208A	0.787	20.0	CF006A	0.606	15.4	0.677	17.2	0.386	9.8	0.693	17.6	0.642	16.3	50
FCA210A	0.984	25.0	CF008A	0.744	18.9	0.780	19.8	0.449	11.4	0.929	23.6	0.811	20.6	50
FCA212A	1.228	31.2	CF009A	1.024	26.0	0.957	24.3	0.472	12.0	0.898	22.8	0.811	20.6	25
FCA214A	1.260	32.0	CF010A	1.055	26.8	1.126	28.6	0.445	11.3	0.917	23.3	0.815	20.7	25
FCA216A	1.476	37.5	CF011A	1.240	31.5	1.244	31.6	0.445	11.3	0.929	23.6	0.815	20.7	25
FCA218A	1.575	40.0	CF012A	1.287	32.7	1.370	34.8	0.453	11.5	0.917	23.3	0.819	20.8	25
FCA220A	1.732	44.0	CF013A	1.476	37.5	1.594	40.5	0.496	12.6	0.878	22.3	0.815	20.7	10
FCA222A	1.732	44.0	CF014A	1.476	37.5	1.555	39.5	0.496	12.6	0.850	21.6	0.815	20.7	10

FCA Series
Flexible Conduit Adapters

Conduit to Conduit

Specifications:
- Material: UL94 HB ABS
- Color: Gray

Features:
- FCA02A to FCA08A can be used to connect plastic convoluted conduit
- FCA102A to FCA108A can be used to connect plastic convoluted conduit to PVC pipe

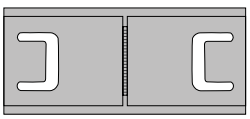

Conduit to Conduit Connector

Item No.	Used w/ Plastic Conduit	Bulk Pack Qty
FCA02A	CF004A	20
FCA04A	CF006A	20
FCA06A	CF008A	20
FCA08A	CF010A	20

Conduit to PVC Pipe

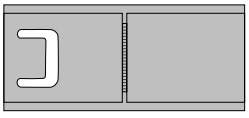

Conduit to PVC Pipe

Item No.	Used w/ Plastic Conduit	Bulk Pack Qty
FCA102A	CF004A	20
FCA104A	CF006A	20
FCA106A	CF008A	20
FCA108A	CF010A	20

FLEXIBLE CONDUIT & WRAPS

CF Series
Unsplit Polyethylene Conduit

Specifications:
- Material: High-Density Polyethylene
- Color: Gray
- Temperature Range: –40°F to 200°F (–40°C to 93°C)

Features:
- Wire and cable protection for electrical harnesses
- Can also be used to protect hydraulic hoses
- Flexible body allows for easy corner/elbow wiring



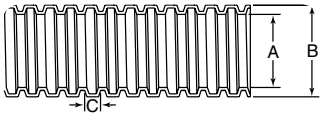

Item No.	Ø Nominal	A		B		C		Roll Length		Pack Qty
	in	in	mm	in	mm	in	mm	ft	m	
CF001A	1/4	0.291	7.390	0.402	10.21	0.104	2.64	984	300	1
CF002A	3/8	0.421	10.69	0.555	14.10	0.080	2.04	328	100	1
CF003A	3/8	0.421	10.69	0.630	16.00	0.130	3.30	328	100	1
CF004A	1/2	0.543	13.79	0.787	19.99	0.124	3.14	328	100	1
CF005A	5/8	0.555	14.10	0.866	22.00	0.144	3.66	328	100	1
CF006A	11/16	0.677	17.20	0.866	22.00	0.124	3.14	328	100	1
CF007A	3/4	0.720	18.29	0.984	24.99	0.162	4.12	328	100	1
CF008A	7/8	0.835	21.21	1.016	25.81	0.124	3.14	328	100	1
CF009A	1	0.957	24.31	1.260	32.00	0.142	3.61	164	50	1
CF010A	1-1/8	1.130	28.70	1.339	34.01	0.124	3.14	164	50	1
CF011A	1-1/4	1.228	31.19	1.575	40.01	0.162	4.12	164	50	1
CF012A	1-3/8	1.374	34.90	1.654	42.01	0.124	3.14	164	50	1
CF013A	1-1/2	1.575	40.00	1.890	48.01	0.124	3.14	164	50	1
CF014A	1-5/8	1.559	39.60	1.969	50.01	0.191	4.85	164	50	1

CF Series
Unsplit Nylon Conduit

Specifications:
- Material: UL-94 HB Nylon
- Color: Black with Gray Stripe
- Temperature Range: –40°F to 300°F (–40°C to 149°C)

Features:
- Wire and cable protection for electrical harnesses
- Can also be used to protect hydraulic hoses
- Flexible body allows for easy corner/elbow wiring

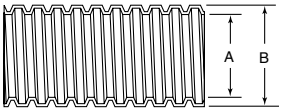

Item No.	Ø Nominal	A Min		A Max		B Min		B Max		Wall Thickness		Roll Length		Pack Qty
	in	in	mm	in	mm	in	mm	in	mm	in	mm	ft	m	
CF1010A	1/4	0.237	6.02	0.266	6.76	0.375	9.53	0.400	10.16	0.040	1.02	2500	762	1
CF1020A	3/8	0.341	8.66	0.380	9.65	0.497	12.62	0.526	13.36	0.040	1.02	1500	457.2	1
CF1040A	7/16	0.399	10.13	0.437	11.10	0.573	14.55	0.597	15.16	0.050	1.27	1500	457.2	1
CF1060A	1/2	0.473	12.01	0.516	13.11	0.664	16.87	0.700	17.78	0.050	1.27	1000	304.8	1
CF1080A	5/8	0.603	15.32	0.639	16.23	0.805	20.45	0.837	21.26	0.050	1.27	700	213.4	1
CF1090A	3/4	0.707	17.96	0.759	19.28	0.950	24.13	0.989	25.12	0.050	1.27	450	137.2	1
900081	7/8	0.848	21.54	0.898	22.81	1.107	28.12	1.151	29.24	0.050	1.27	400	121.9	1
CF1140A	1	1.020	25.91	1.069	27.16	1.251	31.78	1.304	33.13	0.060	1.52	250	76.2	1
CF1140B*	1	1.020	25.91	1.069	27.16	1.251	31.78	1.304	33.13	0.060	1.52	250	76.2	1
CF1150A	1-1/8	1.122	28.50	1.176	29.86	1.356	34.58	1.413	35.88	0.060	1.52	200	60.9	1
900082	1-1/4	1.199	30.45	1.257	31.93	1.446	36.73	1.500	38.10	0.060	1.52	200	60.9	1

*** No gray stripe**

CS/22SL Series
Split Polypropylene Conduit

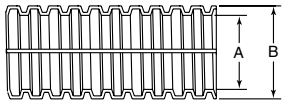

LINE EXTENSION

Specifications:
- Material: Polypropylene
- Color: Black
- Temperature Range: –40°F to 225°F (–40°C to 107°C)

Features:
- Split design for easy installation and removal of wiring
- Wire and cable protection for electrical harnesses
- Flexible body allows for corner/elbow wiring
- Can be used to protect hydraulic hoses
- C22SL is available in Payout Boxes, by the Mini Gaylord or by the Gaylord

	Item No.	Nominal Ø	A		B		Roll Length		Pack Qty
		in	in	mm	in	mm	ft	m	
	CS001A	0.250	0.291	7.39	0.402	10.21	984.00	300.00	1
•	22SL0250PP	0.250	0.266	6.80	0.395	10.00	100.00	30.48	1
•	22SL0375PP	0.375	0.419	10.60	0.535	13.60	100.00	30.48	1
	CS002A	0.438	0.421	10.69	0.630	16.00	656.00	200.00	1
	CS003A	0.500	0.543	13.79	0.689	17.50	656.00	200.00	1
•	22SL0500PP	0.500	0.505	12.80	0.670	17.00	100.00	30.48	1
	CS004A	0.625	0.591	15.01	0.768	19.51	328.00	100.00	1
•	22SL0625PP	0.625	0.650	16.50	0.825	21.00	100.00	30.48	1
	CS005A	0.750	0.760	19.30	0.937	23.80	328.00	100.00	1
•	22SL0750PP	0.750	0.761	19.30	0.927	23.60	100.00	30.48	1
	CS006A	0.875	0.835	21.21	1.016	25.81	328.00	100.00	1
	CS007A	1.000	0.957	24.31	1.260	32.00	164.00	50.00	1
•	22SL1000PP	1.000	0.909	23.10	1.033	26.20	100.00	30.48	1
	CS008A	1.000	0.984	24.99	1.181	30.00	164.00	50.00	1
	CS009A	1.125	1.102	27.99	1.339	34.01	164.00	50.00	1
	CS010A	1.250	1.228	31.19	1.575	40.01	164.00	50.00	1
	CS011A	1.625	1.559	39.59	1.969	50.00	164.00	50.00	1

CS/22SL (Nylon) Series
Split Nylon Conduit

LINE EXTENSION

Specifications:
- Material: UL94 HB Nylon
- Color: Black with Gray Stripe
- Temperature Range: –40°F to 300°F (–40°C to 149°C)

Features:
- Split design for easy installation and removal of wiring
- Cable protection for electrical wiring harnesses
- Flexible body allows for corner/elbow wiring
- Can be used to protect hydraulic hoses
- Split design for easy installation
- 22SL is available in Payout Boxes, by the Mini Gaylord or by the Gaylord

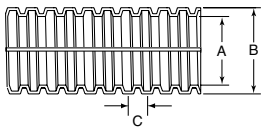

Item No.	Nominal Ø	A Min		A Max		B Min		B Max		C		Roll Length		Pack Qty
		in	mm	in	mm	in	mm	in	mm	in	mm	ft	m	
• 22SL0250NYGY	0.250	—	—	0.266	6.80	—	—	0.395	10.00	0.120	3.05	100.00	30.48	1
CS1020A	0.375	0.341	8.66	0.380	9.65	0.497	12.62	0.526	13.36	—	—	1900.00	579.10	1
• 22SL0375NYGY	0.375	—	—	0.419	10.60	—	—	0.535	13.60	0.128	3.25	100.00	30.48	1
CS1040A	0.438	0.399	10.13	0.437	11.10	0.573	14.55	0.597	15.16	—	—	1500.00	457.20	1
CS1060A	0.500	0.473	12.01	0.516	13.11	0.664	16.87	0.700	17.78	—	—	1100.00	335.30	1
• 22SL0500NYGY	0.500	—	—	0.505	12.80	—	—	0.670	17.00	0.143	3.63	100.00	30.48	1
CS1080A	0.625	0.603	15.32	0.639	16.23	0.805	20.45	0.837	21.26	—	—	800.00	243.80	1
• 22SL0625NYGY	0.625	—	—	0.650	16.50	—	—	0.825	21.00	0.145	3.68	100.00	30.48	1
CS1090A	0.750	0.707	17.96	0.759	19.28	0.950	24.13	0.989	25.12	—	—	550.00	164.60	1
• 22SL0750NYGY	0.750	—	—	0.761	19.30	—	—	0.927	23.60	0.144	3.66	100.00	30.48	1
CS1140A	1.000	1.020	25.91	1.069	27.16	1.251	31.78	1.304	33.13	—	—	300.00	91.40	1
• 22SL1000NYGY	1.000	—	—	0.909	23.10	—	—	1.033	26.20	0.172	4.37	100.00	30.48	1

22SL Series
Split Loom Black Polyethylene

NEW

Specifications:
- Material: Polyethylene
- Color: Black

Features:
- Easy, quick installation that offers the best in wire and harness protection
- Accommodates any manufacturing application
- Great for use around the house to organize cords and wires, giving them a neat and attractive look
- Resists corrosion
- Available in Payout Boxes, by the Mini Gaylord or by the Gaylord
- Other colors are available upon request

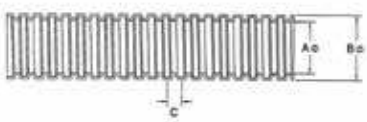

Item No.	Nominal Ø	A		B		C		Roll Length		Pack Qty
		in	mm	in	mm	in	mm	ft	m	
22SL0250PE	0.250	0.266	6.80	0.395	10.00	0.120	3.05	100.00	30.48	1
22SL0375PE	0.375	0.419	10.60	0.535	13.60	0.128	3.25	100.00	30.48	1
22SL0500PE	0.500	0.505	12.80	0.670	17.00	0.143	3.63	100.00	30.48	1
22SL0625PE	0.625	0.650	16.50	0.825	21.00	0.145	3.68	100.00	30.48	1
22SL0750PE	0.750	0.761	19.30	0.927	23.60	0.144	3.66	100.00	30.48	1
22SL1000PE	1.000	0.909	23.10	1.033	26.20	0.172	4.37	100.00	30.48	1

22SL Series
Split Loom Black Polyethylene Flame Retardant

NEW

Specifications:
- Material: Polypropylene Flame Retardant
- Color: Black

Features:
- Easy, quick installation that offers the best in wire and harness protection
- Accommodates any manufacturing application
- Great for use around the house to organize cords and wires, giving them a neat and attractive look
- Resists corrosion
- Available in Payout Boxes, by the Mini Gaylord or by the Gaylord

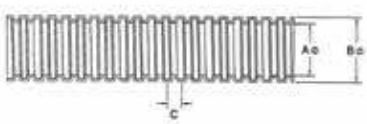

Item No.	Nominal Ø	A		B		C		Roll Length		Pack Qty
		in	mm	in	mm	in	mm	ft	m	
22SL0250FRPPBL	0.250	0.266	6.80	0.395	10.00	0.120	3.05	100.00	30.48	1
22SL0375FRPPBL	0.375	0.419	10.60	0.535	13.60	0.128	3.25	100.00	30.48	1
22SL0500FRPPBL	0.500	0.505	12.80	0.670	17.00	0.143	3.63	100.00	30.48	1
22SL0625FRPPBL	0.625	0.650	16.50	0.825	21.00	0.145	3.68	100.00	30.48	1
22SL0750FRPPBL	0.750	0.761	19.30	0.927	23.60	0.144	3.66	100.00	30.48	1
22SL1000FRPPBL	1.000	0.909	23.10	1.033	26.20	0.172	4.37	100.00	30.48	1

FLEXIBLE CONDUIT, MOUNTS & CLIPS

CSEZ Series
EZ Dispenser Split Nylon Conduit

Specifications:
- Material: UL94 HB Nylon
- Color: Black with Gray Stripe
- Temperature Range: –40°F to 300°F (–40°C to 149°C)

Features:
- Supplied in easy pull dispenser box
- Tangle free dispenses on interior reel
- Split design for easy installation and removal

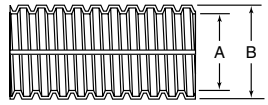

Item No.	Ø Nominal	A Min		A Max		B Min		B Max		Wall Thickness		Roll Length		Pack Qty
	in	in	mm	in	mm	in	mm	in	mm	in	mm	ft	m	
CSEZ1010A	1/4	0.256	6.50	0.276	7.01	0.373	9.47	0.398	10.11	0.040	1.02	100	30.48	1
CSEZ1030A	3/8	0.368	9.35	0.398	10.11	0.494	12.56	0.525	13.32	0.050	1.27	100	30.48	1
CSEZ1060A	1/2	0.473	12.01	0.516	13.11	0.664	16.87	0.700	17.78	0.050	1.27	100	30.48	1
CSEZ1080A	5/8	0.603	15.32	0.639	16.23	0.805	20.45	0.837	21.26	0.050	1.27	100	30.48	1
CSEZ1090A	3/4	0.707	17.96	0.759	19.28	0.950	24.13	0.989	25.12	0.050	1.27	100	30.48	1
CSEZ1140A	1	1.020	25.91	1.069	27.16	1.251	31.78	1.304	33.13	0.060	1.52	50	15.24	1

Edge Mount Conduit Holders

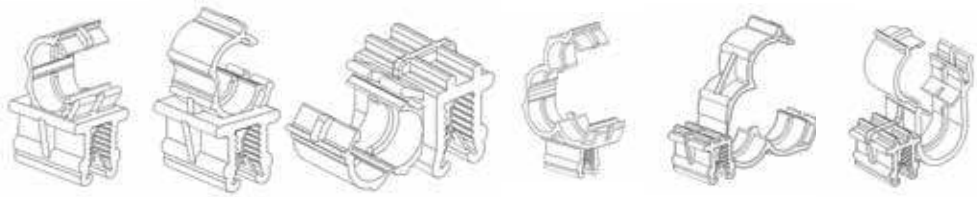

Type 1 Type 2 Type 3 Type 4 Type 5 Type 6

Specifications:
- Material: Heat Stabilized Nylon 6/6 and 302 Stainless Steel
- Color: Black

Features:
- Holds a variety of sizes of corrugated tubing in place
- Easy to install by pushing onto plastic or metal sheet edge
- Ideal for applciations where holes or adhesive is not suitable

Item No.	Type	Tube Size mm	Panel Thickness		Width		Length		Height to Center		Bulk Pack Qty
			in	mm	in	mm	in	mm	in	mm	
550261	1	4.5	0.028 - 0.118	0.7 - 3	0.591	15	0.591	15	0.610	15.5	100
550262	2	4.5	0.028 - 0.118	0.7 - 3	0.591	15	0.591	15	0.610	15.5	100
550263	3	4.5	0.028 - 0.118	0.7 - 3	0.787	20	0.591	15	0.256	6.5	100
550264	3	4.5	0.118 - 0.236	3 - 6	0.787	20	0.787	20	0.303	7.7	100
550265	4	4.5	0.118 - 0.236	3 - 6	0.787	20	0.787	20	0.728	18.5	100
550266	4	7.5	0.118 - 0.236	3 - 6	0.591	15	0.591	15	0.689	17.5	100
550267	1	10	0.118 - 0.236	3 - 6	0.472	12	0.866	22	0.728	18.5	100
550268	3	10	0.028 - 0.118	0.7 - 3	0.866	22	0.591	15	0.343	8.7	100
550269	3	10	0.118 - 0.236	3 - 6	0.866	22	0.787	20	0.350	8.9	100
550270	4	2 x 10	0.028 - 0.118	0.7 - 3	0.472	12	1.339	34	0.764	19.4	100
550271	5	2 x 10	0.028 - 0.118	0.7 - 3	0.591	15	1.614	41	0.535	13.6	100
550272	6	2 x 10	0.028 - 0.118	0.7 - 3	1.181	30	0.591	15	0.335 / 0.728	—	100
550273	3	13	0.028 - 0.118	0.7 - 3	0.591	15	0.591	15	0.413	10.5	100
550274	2	13	0.118 - 0.236	3 - 6	0.906	23	0.787	20	0.917	23.3	100
550275	1	13	0.118 - 0.236	3 - 6	0.512	13	0.906	23	0.787	20	100
550276	2	17	0.028 - 0.118	0.7 - 3	1.181	30	0.591	15	0.894	22.7	100

23CDC Series
Conduit Clips

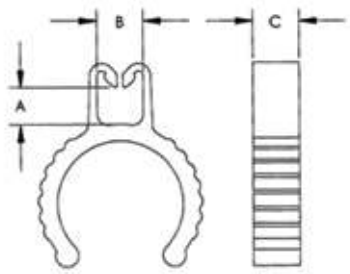

NEW

Specifications:
- Material: UL94 V-2 Nylon 6/6
- Color: Natural

Features:
- Designed to easily snap onto electrical conduit
- Faster and easier installation than with a standard wire tie
- Resistant to corrosion, vibration and abrasion

Item No.	Conduit Size	A		B		C		Bulk Pack Qty
		in	mm	in	mm	in	mm	
23CDC05025	1/2"	0.200	5.1	0.250	6.4	0.250	6.4	1000
23CDC07531	3/4"	0.312	7.9	0.312	7.9	0.250	6.4	500

22SLCLIP Series
Split Loom Clips

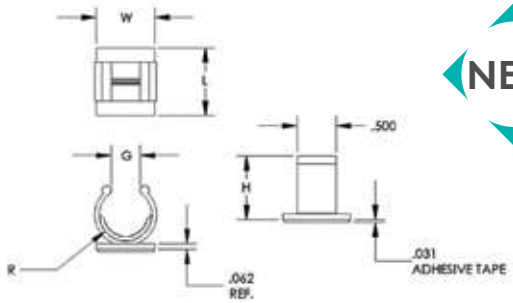

NEW

Specifications:
- Material: UL94 V-2 Nylon 6/6
- Color: Natural

Features:
- Use to route split loom
- Installs quickly and easily with adhesive base
- Resists corrosion, vibration and abrasion

Item No.	Nominal Ø	R		G		W		L		H		Bulk Pack Qty
		in	mm	in	mm	in	mm	in	mm	in	mm	
22SL0250ADCLIP	0.250	0.400	10.10	0.220	5.58	0.750	19.00	0.750	19.00	0.512	13.00	100
22SL0375ADCLIP	0.375	0.540	13.70	0.297	7.54	0.750	19.00	0.750	19.00	0.666	16.90	100
22SL0500ADCLIP	0.500	0.680	17.20	0.374	9.49	0.750	19.00	0.875	22.20	0.819	20.80	100
22SL0625ADCLIP	0.625	0.840	21.30	0.462	11.70	0.750	19.00	0.875	22.20	0.995	25.20	100
22SL0750ADCLIP	0.750	0.940	23.80	0.500	12.70	1.000	25.40	1.000	25.40	1.104	28.00	100
22SL1000ADCLIP	1.000	1.140	28.90	0.575	14.60	1.000	25.40	1.000	25.40	1.324	33.60	100

SHR Series
Slit Harness Wrap

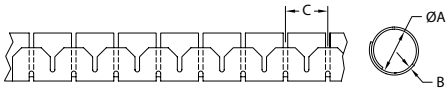

Specifications:
- Material: See Table
- Color: Black

Features:
- Protects wires from wear
- Easy to install

Item No.				Max Bundle Range		A		B		C		Roll Length		Installation Tool Part Number	Pack Qty
UL94 V-0 Nylon 6	Nylon 6	LDPE	Approval	in	mm	in	mm	in	mm	in	mm	ft	m		
SHR-05-6V0B	SHR-05-6NB	SHR-05-PPB		0.240	6.0	0.200	5.0	0.032	0.8	0.390	10.0	328	100	CAT-05-PP-BL	1
SHR-08-6V0B	SHR-08-6NB	SHR-08-PPB		0.390	10.0	0.310	8.0	0.032	0.8	0.390	10.0	328	100	CAT-08-PP	1
SHR-15-6V0B	SHR-15-6NB	SHR-15-PPB		0.630	16.0	0.590	15.0	0.032	0.8	0.550	14.0	164	50	CAT-15-PP	1
SHR-20-6V0B	SHR-20-6NB	SHR-20-PPB		0.900	23.0	0.790	20.0	0.035	0.9	0.670	17.0	98	30	CAT-20-PP	1
SHR-25-6V0B	SHR-25-6NB	SHR-25-PPB		0.980	25.0	0.980	25.0	0.039	1.0	0.790	20.0	66	20	CAT-25-PP	1
SHR-32-6V0B	SHR-32-6NB	SHR-32-PPB		1.250	32.0	1.250	32.0	0.050	1.3	0.980	24.9	49	15	CAT-32-PP	1

CAT Series
Installation Tool for SHR

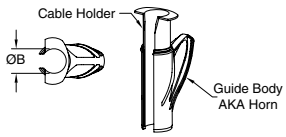

Features:
- The easiest and quickest way to wrap cables
- Insert cables into the CAT installation tool
- Feed the slit end of the wrap over the horn of the tool and "zip" the wires into a neat bundle
- Allows for breakout of the cables
- Provides abrasion protection

Item No.		Ø Max Bundle B		To Be Used With
Pack Qty = 1	Pack Qty = 100	in	mm	
CAT-05-PP-BL	—	0.240	6.0	SHR-05
CAT-08-PP	CAT-08-PP-BU	0.370	9.5	SHR-08
CAT-15-PP	CAT-15-PP-BU	0.630	16.0	SHR-15
CAT-20-PP	CAT-20-PP-BU	0.790	20.0	SHR-20
CAT-25-PP	CAT-25-PP-BU	0.960	24.5	SHR-25
CAT-32-PP	CAT-32-PP-BU	1.220	31.0	SHR-32

SHR-C Series
SHR Clips

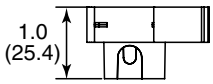

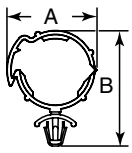

Figure 1

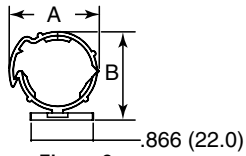

Figure 2

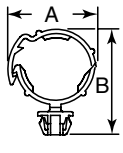

Figure 3

Specifications:
- Material: UL94 V-2 Nylon 6/6
- Color: Black

Features:
- Adjustable clips to hold both the SHR-20 and SHR-25 slit harness wrap (see above)
- Internal ribs grip the wrap securely

Item No.	Ø Holding	Figure	Figure	A Ref		B Ref		Bulk Pack Qty
				in	mm	in	mm	
SHR-C1	To hold SHR-20 & SHR-25	1	Snaps into a 0.252 in. (6.4 mm) Hole in a 0.031-0.079 in. (0.8-2.0 mm) Panel	1.140	29.0	1.670	42.5	500
SHR-C2	To hold SHR-20 & SHR-25	2	#8 or M4 Screw	1.180	30.0	1.280	32.5	500
SHR-C3	To hold SHR-20 & SHR-25	2	Adhesive	1.180	30.0	1.280	32.5	500
SHR-C4	To hold SHR-20 & SHR-25	3	Snaps into a 0.370 in. (9.5 mm) Square Hole in a 0.031-0.079 in. (0.8-2.0 mm) Panel	1.180	30.0	1.630	40.5	500

WRAPS / BRAIDED SLEEVING

HR/22SPW Series Spiral Wrap

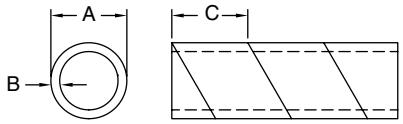

LINE EXTENSION

Specifications:
- Material: See Table
- Color: See Table

Item No. UL94 HB Nylon Natural	Item No. Polyethylene Black	Item No. LDPE	Approval	Bundle Range in	Bundle Range mm	A in	A mm	B in	B mm	C in	C mm	Roll Length ft	Roll Length m	Pack Qty
HR2N-1/8	—	—		0.062-0.500	1.6-12.7	0.125	3.2	0.020	0.5	0.170	4.3	100	30.48	1
HR3N-3/16	—	—		0.125-1.000	3.2-25.4	0.187	4.8	0.020	0.5	0.250	6.4	100	30.48	1
HR4N-1/4	—	—		0.187-1.500	4.8-38.7	0.250	6.4	0.025	0.6	0.300	7.6	100	30.48	1
HR6N-3/8	—	—		0.312-2.000	7.9-50.8	0.375	9.5	0.035	0.9	0.380	9.5	100	30.48	1
HR8N-1/2	—	—		0.750-3.000	19.1-76.2	0.500	12.7	0.040	1.0	0.500	12.7	100	30.48	1
—	HR2P-1/8	—		0.062-0.375	1.6-9.5	0.125	3.2	0.020	0.5	0.170	4.3	100	30.48	1
—	HR3P-3/16	—		0.125-1.000	3.2-25.4	0.187	4.8	0.030	0.8	0.250	6.4	100	30.48	1
—	HR4P-1/4	—		0.187-1.000	4.8-25.4	0.250	6.4	0.050	1.3	0.300	7.6	100	30.48	1
—	• 22SPW25NA	—	—	0.187-0.750	4.8-19.1	0.250	6.4	0.050	1.3	0.300	7.6	100	30.48	1
—	HR6P-3/8	—		0.312-2.000	7.9-50.8	0.375	9.5	0.050	1.3	0.380	9.5	100	30.48	1
—	• 22SPW36NA	—	—	0.312-2.000	7.9-50.8	0.375	9.5	0.050	1.3	0.380	9.5	100	30.48	1
—	• 22SPW37NA	—	—	0.312-3.000	7.9-76.2	0.375	9.5	0.052	1.3	—	—	100	30.48	1
—	• 22SPW38NA	—	—	0.312-3.000	7.9-76.2	0.375	9.5	0.062	1.6	—	—	100	30.48	1
—	• 22SPW48NA	—	—	0.375-3.000	9.53-76.2	0.500	12.7	0.030	0.8	—	—	100	30.48	1
—	• 22SPW49NA	—	—	0.375-4.000	9.53-101.6	0.500	12.7	0.040	1.0	—	—	100	30.48	1
—	• 22SPW50NA	—	—	0.375-4.000	9.53-101.6	0.500	12.7	0.062	1.6	—	—	100	30.48	1
—	• 22SPW62NA	—	—	0.625-4.500	1.6-114.3	0.625	15.9	0.062	1.6	—	—	100	30.48	1
—	HR8P-1/2	—		0.750-3.000	19.1-76.2	0.500	12.7	0.060	1.5	0.500	12.7	100	30.48	1
—	• 22SPW75NA	—	—	0.750-5.000	19.1-127.0	0.750	19.1	0.065	1.7	—	—	100	30.48	1
—	• 22SPW10NA	—	—	1.000-7.000	25.4-177.8	1.000	25.4	0.070	1.8	—	—	100	30.48	75
—	• 22SPW11NA	—	—	1.000-7.000	25.4-177.8	1.000	25.4	0.095	2.4	—	—	100	30.48	75
—	—	• 22SPW24BK	—	0.187-2.000	4.8-50.8	0.250	6.4	0.035	0.9	—	—	100	30.48	1
—	—	• 22SPW25BK	—	0.187-2.000	4.8-50.8	0.250	6.4	0.040	1.0	—	—	100	30.48	1
—	—	HR4U-1/4		0.187-0.750	4.8-19.1	0.250	6.4	0.050	1.3	0.300	7.6	100	30.48	1
—	—	• 22SPW36BK	—	0.312-3.000	7.9-76.2	0.375	9.5	0.040	1.0	—	—	100	30.48	1
—	—	HR6U-3/8		0.312-2.000	7.9-50.8	0.375	9.5	0.050	1.3	0.380	9.5	100	30.48	1
—	—	• 22SPW37BK	—	0.312-3.000	7.9-76.2	0.375	9.5	0.052	1.3	—	—	100	30.48	1
—	—	• 22SPW38BK	—	0.312-3.000	7.9-76.2	0.375	9.5	0.062	1.6	—	—	100	30.48	1
—	—	• 22SPW48BK	—	0.375-3.000	9.53-76.2	0.500	12.7	0.030	0.8	—	—	100	30.48	1
—	—	• 22SPW49BK	—	0.375-4.000	9.53-101.6	0.500	12.7	0.040	1.0	—	—	100	30.48	1
—	—	• 22SPW50BK	—	0.375-4.000	9.53-101.6	0.500	12.7	0.062	1.6	—	—	100	30.48	1
—	—	• 22SPW62BK	—	0.625-4.500	1.6-114.3	0.625	15.9	0.062	1.6	—	—	100	30.48	1
—	—	HR8U-1/2		0.750-3.500	19.1-88.9	0.500	12.7	0.060	1.5	0.500	12.7	100	30.48	1
—	—	• 22SPW75BK	—	0.750-5.000	19.1-127.0	0.750	19.1	0.065	1.7	—	—	100	30.48	1
—	—	• 22SPW10BK	—	1.000-7.000	25.4-177.8	1.000	25.4	0.070	1.8	—	—	100	30.48	75
—	—	• 22SPW11BK	—	1.000-7.000	25.4-177.8	1.000	25.4	0.095	2.4	—	—	100	30.48	75

Polyester Expandable Braided Sleeving

Specifications:
- Material: VW-1 Polyester
- Color: Black

Features:
- The open weave construction allows for easy installation reducing assembly cost
- Cut and abrasion resistant with high thermal properties
- Used on wire harnessing applications where durability and low cost are essential
- Cuts cleanly with a hot knife

Item No.	Nominal Size in	Nominal Size mm	Expansion Range Min (in)	Expansion Range Max (in)	Expansion Range Min (mm)	Expansion Range Max (mm)	Roll Length ft	Roll Length m	Pack Qty
900303	1/8	3.0	0.039	0.236	1.0	6.0	200	60.9	1
900304	1/4	6.0	0.118	0.354	3.0	9.0	200	60.9	1
900305	5/16	8.0	0.197	0.630	5.0	16.0	100	30.5	1
900306	3/8	10.0	0.276	0.748	7.0	19.0	100	30.5	1
900307	1/2	12.0	0.315	0.945	8.0	24.0	100	30.5	1
900308	5/8	15.0	0.394	1.063	10.0	27.0	100	30.5	1
900309	3/4	20.0	0.551	1.181	14.0	30.0	50	15.2	1
900310	1	25.0	0.709	1.378	18.0	35.0	50	15.2	1
900311	1-1/4	30.0	0.787	1.969	20.0	50.0	50	15.2	1
900312	1-1/2	40.0	1.181	2.362	30.0	60.0	50	15.2	1
900313	1-3/4	45.0	1.378	2.953	35.0	75.0	50	15.2	1
900314	2	50.0	1.575	3.150	40.0	80.0	50	15.2	1
900315	2-1/2	64.0	1.772	4.134	45.0	105.0	50	15.2	1
900302	3	76.0	2.520	3.150	64.0	80.0	50	15.2	1

Nylon Expandable Sleeving

Specifications:
- Material: UL94 V-2 Nylon 6/6 Monofilament
- Color: Black

Features:
- Offers excellent abrasion resistance while maintaining a high degree of flexibility and durability
- Provides a smooth and slick surface that resists snags when dragged over a rough surface
- Cuts cleanly with a hot knife

Item No.	Nominal Flat Width		Expanded Range				Roll Length		Pack Qty
	in	mm	Min (in)	Max (in)	Min (mm)	Max (mm)	ft	m	
900426	1/8	3.0	0.039	0.236	1.0	6.0	200	60.9	1
900427	1/4	6.0	0.118	0.354	3.0	9.0	200	60.9	1
900428	5/16	8.0	0.197	0.630	5.0	16.0	100	30.5	1
900429	3/8	10.0	0.276	0.748	7.0	19.0	100	30.5	1
900430	1/2	12.0	0.315	0.945	8.0	24.0	100	30.5	1
900431	5/8	16.0	0.394	1.063	10.0	27.0	100	30.5	1
900432	3/4	19.0	0.551	1.181	14.0	30.0	50	15.2	1
900433	1	25.0	0.709	1.378	18.0	35.0	50	15.2	1
900434	1-1/4	32.0	0.787	1.969	20.0	50.0	50	15.2	1
900435	1-1/2	38.0	1.181	2.362	30.0	60.0	50	15.2	1
900436	1-3/4	45.0	1.378	2.953	35.0	75.0	50	15.2	1
900483	2	50.0	1.575	3.150	40.0	80.0	50	15.2	1
900484	2-1/2	64.0	1.772	4.134	45.0	105.0	50	15.2	1
900485	3	76.0	2.520	4.724	64.0	120.0	50	15.2	1

PPS UL94 V-0 Expandable Sleeve

Specifications:
- Material: UL94 V-0 Polyphenylene Sulfide
- Color: Black

Features:
- Used on flame retadant and high temperature cable assemblies and wire harness applications
- Lightweight sleeve that has chemical resistance, low wear, dimensional stability, and low moisture stability
- Cuts cleanly with a hot knife

Item No.	Nominal Flat Width		Expanded Range				Roll Length		Pack Qty
	in	mm	Min (in)	Max (in)	Min (mm)	Max (mm)	ft	m	
900437	1/8	3.0	0.039	0.236	1.0	6.0	200	60.9	1
900438	1/4	6.0	0.118	0.354	3.0	9.0	200	60.9	1
900439	5/16	8.0	0.197	0.630	5.0	16.0	100	30.5	1
900440	3/8	10.0	0.276	0.748	7.0	19.0	100	30.5	1
900441	1/2	12.0	0.315	0.945	8.0	24.0	100	30.5	1
900442	5/8	16.0	0.394	1.063	10.0	27.0	100	30.5	1
900443	3/4	19.0	0.551	1.181	14.0	30.0	50	15.2	1
900444	1	25.0	0.709	1.378	18.0	35.0	50	15.2	1
900445	1-1/4	32.0	0.787	1.969	20.0	50.0	50	15.2	1
900446	1-1/2	38.0	1.181	2.362	30.0	60.0	50	15.2	1
900479	1-3/4	45.0	1.378	2.953	35.0	75.0	50	15.2	1
900449	2	50.0	1.575	3.150	40.0	80.0	50	15.2	1
900450	2-1/2	64.0	1.772	4.134	45.0	105.0	50	15.2	1
900451	3	76.0	2.520	4.724	64.0	120.0	50	15.2	1

PET Anti-Abrasion Sleeve

Specifications:
- Material: VW-1 Polyethylene Terephthalate
- Color: Black

Features:
- Has 300% more abrasion resistance than the standard polyester expandable sleeve
- Exceptional mechanical properties
- Cuts cleanly with a hot knife

Item No.	Nominal Flat Width		Expanded Range				Roll Length		Pack Qty
	in	mm	Min (in)	Max (in)	Min (mm)	Max (mm)	ft	m	
900461	1/8	3.0	0.039	0.236	1.0	6.0	200	60.9	1
900462	1/4	6.0	0.118	0.354	3.0	9.0	200	60.9	1
900463	5/16	8.0	0.197	0.630	5.0	16.0	100	30.5	1
900464	3/8	10.0	0.276	0.748	7.0	19.0	100	30.5	1
900465	1/2	12.0	0.315	0.945	8.0	24.0	100	30.5	1
900466	5/8	16.0	0.394	1.063	10.0	27.0	100	30.5	1
900467	3/4	19.0	0.551	1.181	14.0	30.0	50	15.2	1
900468	1	25.0	0.709	1.378	18.0	35.0	50	15.2	1
900469	1-1/4	32.0	0.787	1.969	20.0	50.0	50	15.2	1
900470	1-1/2	38.0	1.181	2.362	30.0	60.0	50	15.2	1
900471	1-3/4	45.0	1.378	2.953	35.0	75.0	50	15.2	1
900472	2	50.0	1.575	3.150	40.0	80.0	50	15.2	1
900473	2-1/2	64.0	1.772	4.134	45.0	105.0	50	15.2	1
900474	3	76.0	2.520	4.724	64.0	120.0	50	15.2	1

BRAIDED SLEEVING

Scissor Cut Sleeve



Specifications:
- Material: VW-1 Polyester
- Color: Black

Features:
- Can be cut with scissors and maintains a frayless end
- Perfect for use in the field where a hot knife is not available
- Excellent abrasion resistance

Item No.	Approval	Nominal Size		Expansion Range				Roll Length		Pack Qty
		in	mm	Min (in)	Min (mm)	Max (in)	Max (mm)	ft	m	
900289		1/8	3.0	0.039	1.0	0.197	5.0	200	60.98	1
900290		1/4	6.0	0.118	3.0	0.315	8.0	200	60.98	1
900291		5/16	8.0	0.197	5.0	0.394	10.0	100	30.49	1
900292		3/8	10.0	0.276	7.0	0.472	12.0	100	30.49	1
900293		1/2	12.0	0.315	8.0	0.551	14.0	100	30.49	1
900294		5/8	15.0	0.394	10.0	0.709	18.0	100	30.49	1
900295		3/4	20.0	0.551	14.0	0.906	23.0	50	15.24	1
900296		1	25.0	0.709	18.0	1.102	28.0	50	15.24	1
900297		1-1/4	30.0	0.787	20.0	1.378	35.0	50	15.24	1
900298		1-1/2	40.0	1.181	30.0	1.654	42.0	50	15.24	1
900299		1-3/4	45.0	1.378	35.0	1.890	48.0	50	15.24	1
900300		2	50.0	1.575	40.0	2.126	54.0	50	15.24	1
900301		2-1/2	64.0	1.772	45.0	2.756	70.0	50	15.24	1
900302		3	76.0	2.520	64.0	3.150	80.0	50	15.24	1

FRBS Series
High Flame-Retardant Expandable Sleeving

Specifications:
- Material: UL94 V0 Polyester
- Operating Range: -50°C ~ +150°C
- Melt Point: 240±10°C
- Color: Black, Gray

NEW

Features:
- Made of sturdy polyester; cuts with hot knife
- Designed for abrasion protection of bundles of electrical cables
- Self-extinguishing according to UL94 V0 for enhanced fire protection
- Highly flexible and easy to apply over irregular shapes, wires, cables, wire harnesses, pipes and industrial hoses where additional protection and high flame resistance is required
- Applications: public transport, aircraft industry, telecommunications, underground cables

Item No.	Nominal Size		Expansion Range				Roll Length		Pack Qty
			in		mm				
	in	mm	min	max	min	max	ft	m	
FRBS-03	0.118	3.0	0.039	0.236	1.0	6.0	3280.8	1000.00	1
FRBS-06	0.236	6.0	0.118	0.354	3.0	9.0	1640.4	500.00	1
FRBS-08	0.315	8.0	0.197	0.472	5.0	12.0	1148.3	350.00	1
FRBS-10	0.394	10.0	0.276	0.669	7.0	17.0	1148.3	350.00	1
FRBS-12	0.472	12.0	0.315	0.787	8.0	20.0	1148.3	350.00	1
FRBS-14	0.551	14.0	0.394	1.063	10.0	27.0	820.2	250.00	1
FRBS-16	0.630	16.0	0.551	1.181	14.0	30.0	656.2	200.00	1
FRBS-20	0.787	20.0	0.709	1.299	18.0	33.0	656.2	200.00	1
FRBS-25	0.984	25.0	0.787	1.969	20.0	50.0	492.1	150.00	1
FRBS-30	1.181	30.0	1.181	2.362	30.0	60.0	328.1	100.00	1
FRBS-40	1.575	40.0	1.378	2.953	35.0	75.0	328.1	100.00	1
FRBS-45	1.772	45.0	1.575	3.150	40.0	80.0	328.1	100.00	1
FRBS-50	1.969	50.0	1.772	4.134	45.0	105.0	328.1	100.00	1
FRBS-64	2.520	64.0	2.520	4.724	64.0	120.0	328.1	100.00	1

Thermal Protection Sleeve

Specifications:
- Material: UL94 V-0 Nomex™ Fiber
- Color: Natural

Features:
- Provides thermal protection and high abrasion resistance
- Soft feel and smooth appearance makes installation easy
- Cuts easily with standard scissors
- Operating Range: -320°F to 662°F (-196°C to 350°C)

Item No.	Nominal Size		Expansion Range		Roll Length		Pack Qty
	in	mm	in	mm	ft	m	
900365	0.118	3.0	0.039	0.157	100	30.48	1
900366	0.236	6.0	0.196	0.314	100	30.48	1
900367	0.314	8.0	0.236	0.393	100	30.48	1
900368	0.393	10.0	0.275	0.511	100	30.48	1
900369	0.472	12.0	0.314	0.629	100	30.48	1
900370	0.591	15.0	0.393	0.787	100	30.48	1
900371	0.787	20.0	0.551	1.023	100	30.48	1
900372	0.984	25.0	0.708	1.299	100	30.48	1
900373	1.181	30.0	0.787	1.535	100	30.48	1
900374	1.574	40.0	1.181	2.047	100	30.48	1
900375	1.968	50.0	1.574	2.559	100	30.48	1

AFS Series
Aluminum Fiberglass Self-Closing Wrap

NEW

Specifications:
- Material: Aluminum Foil, Fiberglass, Polyester
- Working Temperature: -40°C ~ +150°C
- Thermal Insulation: Test method refer to SAE J2302
- Heat Insulation Performance: ≥100°C
- Color: Natural

Features:
- Adds a layer of protection that prevents scraping; cut and abrasion resistant
- Resists gasoline and engine chemicals
- Creates an insulation barrier for vulnerable cable and wire materials within high-temperature environments
- Cuts cleanly with a cutting machine or scissors
- Protects delicate wire bundles, cables and hoses from damage caused by nearby exhaust pipes, headers or heat-generating components

Item No.	ID		Thickness		Piece Length		Pack Qty
	in	mm	min	max	ft	m	
AFSCW-08	0.315	8.0	0.016	0.4	3.4	1.00	1
AFSCW-10	0.394	10.0	0.020	0.5	3.4	1.00	1
AFSCW-13	0.512	13.0	0.020	0.5	3.4	1.00	1
AFSCW-16	0.630	16.0	0.020	0.5	3.4	1.00	1
AFSCW-20	0.787	20.0	0.028	0.7	3.4	1.00	1
AFSCW-25	0.984	25.0	0.028	0.7	3.4	1.00	1
AFSCW-32	1.260	32.0	0.028	0.7	3.4	1.00	1
AFSCW-38	1.496	38.0	0.028	0.7	3.4	1.00	1

Self Closing Wrap

Specifications:
- Material: DIN5510, VW-1 Polyester Monofilament
- Color: Black

Features:
- The self closing 25% overlap design allows easy access to the bundle inside
- Can be assembled over components after they have already been installed
- Excellent flame resistance, heat dispersion, and durable protection
- Installation tool to zip cables in is avaialble in most sizes
- Cuts cleanly with a hot knife

Item No.	ID		Ø Max Bundle		Installation Tool Part Number	Roll Length		Pack Qty
	in	mm	in	mm		ft	m	
900412	0.196	5.0	0.236	6	**900475**	100	30.50	1
900413	0.314	8.0	0.354	9	**900475**	100	30.50	1
900414	0.511	13.0	0.551	14	**900476**	100	30.50	1
900415	0.748	19.0	0.787	20	**900478**	100	30.50	1
900416	0.984	25.0	1.023	26	**900478**	100	30.50	1
900417	1.496	38.0	1.574	40	—	100	30.50	1

Self Closing Braided Wrap

Specifications:
- Material: UL94 V-2 Polyester
- Color: Black

Features:
- The self closing 25% overlap design allows easy access to the bundle inside
- Can be assembled over components after they have already been installed
- Lightweight and abrasion resistant
- Installation tool to zip cables in is available in most sizes
- Cuts cleanly with a hot knife

Item No.	ID		Ø Max Bundle		Installation Tool Part Number	Roll Length		Pack Qty
	in	mm	in	mm		ft	m	
900452	0.236	6.0	0.275	7.0	**900475**	100	30.5	1
900453	0.354	9.0	0.393	10.0	**900476**	100	30.5	1
900454	0.511	13.0	0.551	14.0	**900476**	100	30.5	1
900455	0.629	16.0	0.669	17.0	**900477**	100	30.5	1
900456	0.748	19.0	0.787	20.0	**900478**	100	30.5	1
900457	0.984	25.0	1.023	26.0	**900478**	100	30.5	1
900458	1.259	32.0	1.299	33.0	—	50	15.2	1
900459	1.496	38.0	1.574	40.0	—	50	15.2	1
900460	1.968	50.0	2.047	52.0	—	50	15.2	1

BRAIDED SLEEVING / HOSE OR CABLE WRAP SLEEVES

PMMSCW/PMMSCW-OR Series
Self-Closing Wrap

Specifications:
- Material: Polyester Mono-Filament and Multi-Filament
- Operating Range: -50°C ~ +150°C
- Melt Point: 240±10°C
- Color: See Table

Features:
- Cuts with hot knife
- Center-slit overlapping design allows quick and easy access to wires and cables for future maintenance or inspection without disassembly.
- Flexible material easily wraps around a variety of component shapes and sizes, making it easier to use than slit-loom tubing or spiral-wrap materials
- Unique weave pattern provides increased coverage and greater resistance to abrasion, dust and debris
- Provides tough, durable protection to wire harnesses and cable assemblies in automotive, telecom, automatic equipment, railways and panel boards

Item No.		Nominal Ø		Ø Max Bundle		Roll Length		
black	orange	in	mm	in	mm	ft	m	Pack Qty
PMMSCW-05	PMMSCW-05-OR	0.197	5.0	0.236	6.0	328.08	100	1
PMMSCW-08	PMMSCW-08-OR	0.315	8.0	0.354	9.0	328.08	100	1
PMMSCW-10	PMMSCW-10-OR	0.394	10.0	0.433	11.0	328.08	100	1
PMMSCW-13	PMMSCW-13-OR	0.512	13.0	0.551	14.0	164.04	50	1
PMMSCW-16	PMMSCW-16-OR	0.630	16.0	0.669	17.0	82.02	25	1
PMMSCW-19	PMMSCW-19-OR	0.748	19.0	0.787	20.0	82.02	25	1
PMMSCW-25	PMMSCW-25-OR	0.984	25.0	1.063	27.0	82.02	25	1
PMMSCW-29	PMMSCW-29-OR	1.142	29.0	1.220	31.0	82.02	25	1
PMMSCW-32	PMMSCW-32-OR	1.260	32.0	1.339	34.0	82.02	25	1
PMMSCW-38	PMMSCW-38-OR	1.496	38.0	1.575	40.0	82.02	25	1
PMMSCW-50	PMMSCW-50-OR	1.969	50.0	2.047	52.0	82.02	25	1

Hook and Loop Braided Cable or Hose Wrap



Specifications:
- Material: VW-1 Polyester and Nylon
- Color: Black

Features:
- Easily opened and closed
- Can be easily installed over connectors, fittings, splices, cables and hoses
- Breakouts can be made by bringing cables out through hook and loop
- Open weave design easily conforms to many irregular shapes

Item No.	Nominal Size		Max Bundle Dia.		Hook& Loop Width		Roll Length		Pack Qty
	in	mm	in	mm	in	mm	ft	m	
900360	0.512	13.0	0.315	8.0	0.394	10.0	164	50	1
900361	0.748	19.0	0.472	12.0	0.394	10.0	164	50	1
900362	1.260	32.0	0.787	20.0	0.787	20.0	164	50	1
900363	2.008	51.0	1.260	32.0	0.787	20.0	164	50	1
900364	2.520	64.0	1.575	40.0	0.787	20.0	164	50	1

Quick Assemble Hook and Loop
Cable or Hose Sleeve

Specifications:
- Material: VW-1 Polyester with Hook and Loop
- Color: Black

Features:
- Non-expanbable sleeve is easily opened and closed
- Lightweight, high strength, excellent flame and abrasion resistance
- Can be easily installed over connectors, fittings, splices, cables and hoses
- Breakouts can be made by bringing cables out through hook and loop

Item No.	ID		Spread Width		Roll Length		Pack Qty
	in	mm	in	mm	ft	m	
900328	0.787	20.0	3.149	80.0	82	25	1
900329	0.984	25.0	3.740	95.0	82	25	1
900330	1.181	30.0	4.527	115.0	82	25	1
900331	1.377	35.0	5.118	130.0	82	25	1
900332	1.574	40.0	5.748	146.0	82	25	1
900333	1.771	45.0	6.377	162.0	82	25	1
900334	1.968	50.0	7.007	178.0	82	25	1

HOSE OR CABLE WRAP SLEEVES

Hose & Cable Protection Sleeve

MINE SAFETY APPROVED

Specifications:
- Material: Polyester
- Color: Black

Features:
- Most economical MSHA approved sleeve protection option
- Lightweight but high strength and abrasion resistant
- Protects people, environment and machinery against hydraulic hose ruptures

Item No.	Flattened Width		Round ID		Roll Length		Pack Qty
	in	mm	in	mm	ft	m	
900359	0.787	20.0	0.472	12.0	100	30.5	1
900344	0.984	25.0	0.591	15.0	100	30.5	1
900345	1.181	30.0	0.748	19.0	100	30.5	1
900346	1.378	35.0	0.866	22.0	100	30.5	1
900347	1.575	40.0	0.984	25.0	100	30.5	1
900348	1.772	45.0	1.102	28.0	100	30.5	1
900349	1.969	50.0	1.220	31.0	100	30.5	1
900350	2.362	60.0	1.496	38.0	100	30.5	1
900351	2.756	70.0	1.732	44.0	100	30.5	1
900352	3.150	80.0	1.969	50.0	100	30.5	1
900353	3.543	90.0	2.244	57.0	100	30.5	1
900354	3.937	100.0	2.362	60.0	100	30.5	1
900355	4.528	115.0	2.756	70.0	50	15.2	1
900356	5.709	145.0	3.543	90.0	50	15.2	1
900357	6.929	176.0	4.331	110.0	50	15.2	1
900358	7.874	200.0	4.921	125.0	50	15.2	1

Heatshrink Braided Sleeve

Specifications:
- Material: Polyester and Polyelefin
- Color: Black
- Shrink Ratio: 2:1
- Minimum Shrink Temperature: 176° F (80° C)
- Minimum Full Recovery Temperature: 248° F (120° C)

Features:
- Braided sleeving will shrink when exposed to a heat source
- Unique woven construction is extremely flexible and easy to install on hoses with irregular shapes
- Provides excellent abrasion resistance and noise reduction

Item No.	Nominal Size		As Supplied ID		After Recovery ID		Roll Length		Pack Qty
	in	mm	in	mm	in	mm	ft	m	
900317	3/8	10.0	0.393	10.0	0.196	5.0	100	30.5	1
900318	1/2	12.0	0.472	12.0	0.236	6.0	100	30.5	1
900319	3/4	20.0	0.787	20.0	0.393	10.0	100	30.5	1
900320	1	25.0	0.984	25.0	0.492	12.5	100	30.5	1
900321	1-1/4	30.0	1.181	30.0	0.59	15.0	100	30.5	1
900322	1-3/8	34.0	1.338	34.0	0.669	17.0	100	30.5	1
900323	1-1/2	40.0	1.574	40.0	0.787	20.0	100	30.5	1
900324	2	50.0	1.968	50.0	0.984	25.0	100	30.5	1
900325	2-3/8	60.0	2.362	60.0	1.181	30.0	100	30.5	1
900326	2-3/4	70.0	2.755	70.0	1.377	35.0	100	30.5	1
900327	3-1/8	80.0	3.149	80.0	1.574	40.0	100	30.5	1

HOSE CLAMPS

22HC Series
Premium Hose Clamps

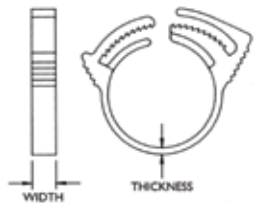

NEW

Specifications:
- Material: UL94 V-2 Nylon 6/6
- Color: See Table

Features:
- Provides a superior seal on hose and tubing with a patented interlocking design that eliminates the leak path
- Removable and reusable
- Easy installation on most liquid, gas or vacuum lines

Item No.		Bundle Range		Width		Thickness		Bulk Pack
Natural	Black	in	mm	in	mm	in	mm	Qty
22HC0250	22HC0250B	0.235 - 0.260	5.9 - 6.6	0.219	5.6	0.047	1.2	1000
22HC0312	22HC0312B	0.300 - 0.350	7.6 - 8.9	0.219	5.6	0.062	1.6	1000
22HC0344	22HC0344B	0.360 - 0.390	9.1 - 9.9	0.219	5.6	0.062	1.6	500
22HC0406	22HC0406B	0.410 - 0.468	10.4 - 11.9	0.250	6.4	0.062	1.6	1000
22HC0468	22HC0468B	0.475 - 0.536	12.1 - 13.6	0.219	5.6	0.062	1.6	1000
22HC0531	22HC0531B	0.538 - 0.608	13.7 - 15.4	0.250	6.4	0.062	1.6	1000
22HC0593	22HC0593B	0.597 - 0.680	15.2 - 17.3	0.250	6.4	0.062	1.6	500
22HC0672	22HC0672B	0.670 - 0.776	17.0 - 19.7	0.219	5.6	0.062	1.6	500
22HC0750	22HC0750B	0.720 - 0.825	18.3 - 21.0	0.219	5.6	0.062	1.6	500
22HC0813	22HC0813B	0.750 - 0.875	19.1 - 22.2	0.216	5.5	0.062	1.6	500
22HC0875	22HC0875B	0.840 - 0.940	21.3 - 23.9	0.219	5.6	0.062	1.6	500
22HC0953	22HC0953B	0.885 - 1.025	22.5 - 26.0	0.250	6.4	0.062	1.6	250
22HC1031	22HC1031B	1.031 - 1.187	26.2 - 30.2	0.313	7.9	0.062	1.6	250
22HC1250	22HC1250B	1.250 - 1.425	31.8 - 36.2	0.313	7.9	0.062	1.6	250
22HC1406	22HC1406B	1.406 - 1.610	35.7 - 40.9	0.344	8.7	0.062	1.6	100
22HC1593	22HC1593B	1.593 - 1.812	40.5 - 46.0	0.344	8.7	0.062	1.6	100
22HC1687	22HC1687B	1.790 - 2.110	45.5 - 53.6	0.344	8.7	0.062	1.6	100
22HC1875	22HC1875B	1.870 - 2.125	47.5 - 54.0	0.406	10.3	0.062	1.6	100
22HC2125	22HC2125B	2.120 - 2.390	53.9 - 60.8	0.406	10.3	0.062	1.6	100

22HSC Series
Standard Hose Clamps

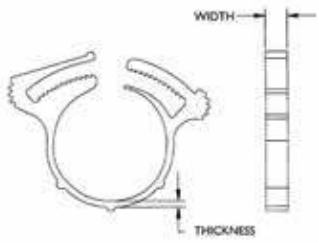

NEW

Specifications:
- Material: UL94 V-2 Nylon 6/6
- Color: See Table

Features:
- Provides a superior seal on hose and tubing with a patented interlocking design that eliminates the leak path
- Removable and reusable
- Easy installation on most liquid, gas or vacuum lines

Item No.		Bundle Range		Width		Thickness		Bulk Pack
Natural	Black	in	mm	in	mm	in	mm	Qty
22HSC0010	22HSC0010B	0.235 - 0.260	6.0 - 6.6	0.156	4.0	0.040	1.0	1000
22HSC0015	22HSC0015B	0.283 - 0.312	7.2 - 7.9	0.150	3.8	0.050	1.3	500
22HSC0020	22HSC0020B	0.350 - 0.395	8.9 - 10.0	0.230	5.8	0.070	1.8	1000
22HSC0040	22HSC0040B	0.360 - 0.410	9.1 - 10.4	0.230	5.8	0.070	1.8	1000
22HSC0060	22HSC0060B	0.430 - 0.480	10.9 - 12.2	0.230	5.8	0.070	1.8	1000
22HSC0080	22HSC0080B	0.500 - 0.545	12.7 - 13.8	0.230	5.8	0.070	1.8	1000
22HSC0100	22HSC0100B	0.525 - 0.605	13.3 - 15.4	0.230	5.8	0.070	1.8	500
22HSC0120	22HSC0120B	0.580 - 0.660	14.7 - 16.8	0.230	5.8	0.070	1.8	500
22HSC0140	22HSC0140B	0.655 - 0.750	16.6 - 19.1	0.230	5.8	0.070	1.8	500
22HSC0180	22HSC0180B	0.779 - 0.899	19.8 - 22.8	0.230	5.8	0.070	1.8	500
22HSC0190	22HSC0190B	0.859 - 0.989	21.8 - 25.1	0.230	5.8	0.070	1.8	100
22HSC0220	22HSC0220B	0.900 - 1.072	22.9 - 27.2	0.250	6.4	0.070	1.8	250
22HSC0240	22HSC0240B	0.990 - 1.135	25.2 - 28.8	0.250	6.4	0.070	1.8	250
22HSC0280	22HSC0280B	1.123 - 1.296	28.5 - 32.9	0.280	7.1	0.070	1.8	250

22HCFC Series
Standard Hose Clamps Fin Clip Base

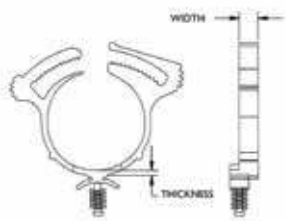

NEW

Specifications:
- Material: UL94 V-2 Nylon 6/6
- Color: See Table

Features:
- Tough, corrosion resistant and resilient
- Removable and reusable
- Easy installation on most liquid, gas or vacuum lines

Item No.		Bundle Range		Hole Size		Hole Size		Panel Thickness		Thickness		Width		Bulk Pack
Natural	Black	in	mm	in	mm	in	mm	in	mm	in	mm	in	mm	Qty
22HCFC037188	22HCFC037188B	0.360 - 0.395	9.1 - 10.0	0.230	5.8	0.187	4.8	0.031 - 0.250	0.8 - 6.4	0.070	1.8	0.230	5.8	100
22HCFC106188	22HCFC106188B	0.990 - 1.135	25.2 - 28.8	0.250	6.4	0.187	4.8	0.031 - 0.251	0.8 - 6.4	0.070	1.8	0.250	6.4	100

22DGHC Series
Quick Assemble Hose Clamps

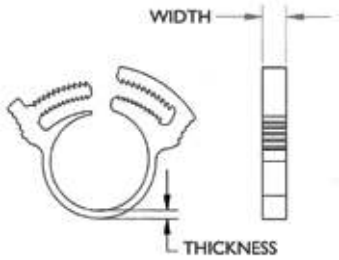

Specifications:
- Material: UL94 V-2 Nylon 6/6
- Color: Black

Features:
- Double tooth interlocking jaw for exceptional strength
- Tough, corrosion resistant and resilient
- Removable and reusable
- Easy installation on most liquid, gas or vacuum lines

Item No.	Bundle Range		Width		Bulk Pack Qty
	in	mm	in	mm	
22DGHC00A	0.220 - 0.256	5.6 - 6.5	0.172	4.3	500
22DGHC0AA	0.256 - 0.300	6.5 - 7.6	0.177	4.5	500
22DGHC00B	0.311 - 0.362	7.9 - 9.2	0.188	4.8	500
22DGHC0BB	0.362 - 0.406	9.2 - 10.3	0.177	4.5	1000
22DGHC00C	0.402 - 0.465	10.2 - 11.9	0.228	5.8	1000
22DGHC0CC	0.437 - 0.508	11.1 - 12.9	0.250	6.4	500
22DGHC00D	0.472 - 0.543	12.0 - 13.8	0.240	6.1	500
22DGHC00E	0.516 - 0.594	13.1 - 15.1	0.283	7.2	500
22DGHC00F	0.591 - 0.673	15.0 - 17.1	0.285	7.2	500
22DGHC00G	0.665 - 0.752	16.9 - 19.1	0.281	7.1	500
22DGHC00H	0.713 - 0.811	18.1 - 20.6	0.280	7.1	250
22DGHC00J	0.799 - 0.906	20.3 - 23.0	0.252	6.4	250
22DGHC00K	0.874 - 0.980	22.2 - 24.9	0.276	7.0	250
22DGHC00L	0.965 - 1.087	24.5 - 27.6	0.280	7.11	250
22DGHC00M	1.043 - 1.161	26.5 - 29.5	0.317	8.1	250
22DGHC00N	1.134 - 1.268	28.8 - 32.2	0.354	9.0	250
22DGHC00P	1.260 - 1.370	32.0 - 34.8	0.358	9.1	250
22DGHC00Q	1.350 - 1.492	34.3 - 37.9	0.350	8.9	250

Item No.	Bundle Min.		Width		Bulk Pack Qty
	in	mm	in	mm	
22DGHC00R	1.496 - 1.614	38.0 - 41.0	0.362	9.2	250
22DGHC00S	1.579 - 1.740	40.1 - 44.2	0.354	9.0	250
22DGHC00T	1.701 - 1.819	43.2 - 46.2	0.350	9.0	250
22DGHC00U	1.811 - 1.988	46.0 - 50.5	0.354	9.0	250
22DGHC00V	1.909 - 2.118	48.5 - 53.8	0.354	9.0	250
22DGHC00W	2.087 - 2.224	53.0 - 56.5	0.354	9.0	250
22DGHC00X	2.165 - 2.382	55.0 - 60.5	0.370	9.4	250
22DGHC059	2.323 - 2.547	59.0 - 64.7	0.359	9.1	250
22DGHC064	2.480 - 2.654	63.0 - 67.4	0.361	9.2	250
22DGHC065	2.559 - 2.717	65.0 - 69.0	0.374	9.5	250
22DGHC066	2.591 - 2.823	65.8 - 71.7	0.362	9.2	250
22DGHC070	2.756 - 2.969	70.0 - 75.4	0.359	9.1	250
22DGHC075	2.941 - 3.169	74.7 - 80.5	0.369	9.4	250
22DGHC078	3.059 - 3.197	77.7 - 81.2	0.347	8.8	250
22DGHC080	3.142 - 3.346	79.8 - 85.0	0.354	9.0	250
22DGHC085	3.350 - 3.567	85.1 - 90.6	0.350	9.0	250
22DGHC096	3.846 - 4.020	97.7 - 102.1	0.336	8.5	250
22DGHC105	4.146 - 4.402	105.3 - 111.8	0.342	8.7	250

HST Series
2:1 Heat Shrink Tubing



Specifications:
- Material: Crosslinked Polyolefin
- Color: See Table
- Operating Temperature: -67°F to 257°F (-55°C to 125°C)
- Minimum Shrink Temperature: 158°F (70°C)
- Minimum Full Recovery Temperature: 212°F (100°C)
- Shrink Ratio: 2:1

Features:
- UL Approval: 125°C VW-1 600V File No. E204071
- RoHS Compliant
- Widely used in the communication, electronics and automotive fields
- Excellent electrical and physical properties
- Provided in standard roll lengths
- Flame retardant
- Highly flexible
- Comes in a variety of colors to color code wires, cables, terminals and components
- Provided in mini or standard roll lengths

Item No.				Size (in)	As Supplied ID Min		After Recovery ID Max		After Recovery Wall Thickness Min		Roll Length		Pack Qty
Black	Red	Blue	White		in	mm	in	mm	in	mm	ft	m	
495686	495709	495755	495824	3/64	0.047	1.20	0.024	0.60	0.013	0.33	492	150	1
495687	—	495756	—	1/16	0.063	1.60	0.031	0.80	0.014	0.36	492	150	1
495688	—	495757	495826	3/32	0.094	2.40	0.047	1.20	0.017	0.44	492	150	1
495689	495712	495758	495827	1/8	0.126	3.20	0.063	1.60	0.017	0.44	492	150	1
495690	495713	495759	495828	3/16	0.189	4.80	0.094	2.40	0.020	0.51	246	75	1
495691	495714	495760	495829	1/4	0.252	6.40	0.126	3.20	0.022	0.56	246	75	1
495692	495715	495761	495830	3/8	0.374	9.50	0.189	4.80	0.022	0.56	246	75	1
495693	495716	495762	495831	1/2	0.500	12.70	0.252	6.40	0.026	0.65	164	50	1
495694	495717	—	495832	5/8	0.630	16.00	0.315	8.00	0.027	0.69	164	50	1
495695	495718	495764	495833	3/4	0.748	19.00	0.374	9.50	0.031	0.80	98.4	30	1
HST022A	—	—	—	15/16	0.913	23.20	0.433	11.00	0.030	0.80	164	50	1
495696	495719	495765	495834	1	1.000	25.40	0.500	12.70	0.035	0.90	98.4	30	1
495697	495720	495766	495835	1-1/4	1.260	32.00	0.630	16.00	0.040	1.02	98.4	30	1
495698	495721	495767	—	1-1/2	1.500	38.10	0.748	19.00	0.040	1.02	98.4	30	1
HST028A	—	—	—	2-3/32	2.087	53.00	0.984	25.00	0.039	1.00	164	50	1

HEAT SHRINK TUBING

HST CLEAR Series
2:1 Clear Heat Shrink Tubing



Specifications:
- Material: Crosslinked Polyolefin
- Color: Clear (100% Transparent)
- Operating Temperature: -67° F to 221° F (-55° C to 105° C)
- Minimum Shrink Temperature: 158°F (70°C)
- Minimum Full Recovery Temperature: 203°F (95°C)
- Shrink Ratio: 2:1

Features:
- RoHS Compliant
- Used in the appliance, automotive and on consumer goods applications
- Commercial grade for general applications where flame-retardancy is not required
- Excellent electrical and physical properties
- Provided in standard roll lengths

Item No.	Size (in)	As Supplied ID Min in	As Supplied ID Min mm	After Recovery ID Max in	After Recovery ID Max mm	After Recovery Wall Thickness Min in	After Recovery Wall Thickness Min mm	Roll Length ft	Roll Length m	Pack Qty
495883	3/64	0.047	1.20	0.024	0.60	0.013	0.33	492	150	1
495884	1/16	0.063	1.60	0.031	0.80	0.014	0.36	492	150	1
495885	3/32	0.094	2.40	0.047	1.20	0.017	0.44	492	150	1
495886	1/8	0.126	3.20	0.063	1.60	0.017	0.44	492	150	1
495887	3/16	0.189	4.80	0.094	2.40	0.022	0.56	246	75	1
495888	1/4	0.252	6.40	0.126	3.20	0.022	0.56	246	75	1
495889	3/8	0.374	9.50	0.189	4.80	0.022	0.56	246	75	1
495890	1/2	0.500	12.7	0.252	6.40	0.026	0.65	164	50	1
495891	5/8	0.630	16.0	0.315	8.00	0.027	0.69	164	50	1
495892	3/4	0.748	19.0	0.374	9.50	0.031	0.80	98.4	30	1
495893	1	1.000	25.4	0.500	12.7	0.035	0.90	98.4	30	1
495894	1-1/4	1.260	32.0	0.630	16.0	0.039	1.00	98.4	30	1
495895	1-1/2	1.500	38.1	0.748	19.0	0.039	1.00	98.4	30	1

HST YG Series
2:1 Yellow & Green Striped Heat Shrink Tubing

Specifications:
- Material: Crosslinked Polyolefin
- Color: Yellow and Green Striped
- Operating Temperature: -67° F to 275° F (-55° C to 135° C)
- Minimum Shrink Temperature: 158° F (70° C)
- Minimum Full Recovery Temperature: 212° F (100° C)

Features:
- UL Approval: 125°C VW-1 600V File No. E204071
- RoHS Compliant
- Outstanding physical, chemical and electrical properties
- Easy to install and makes identifying ground conductors easier
- Highly flame retardant and UV resistant

Item No.	Size (in)	As Supplied ID Min in	As Supplied ID Min mm	After Recovery ID Max in	After Recovery ID Max mm	After Recovery Wall Thickness Min in	After Recovery Wall Thickness Min mm	Roll Length ft	Roll Length m	Pack Qty
495896	1/16	0.063	1.60	0.031	0.80	0.020	0.51	492	150	1
495898	1/8	0.126	3.20	0.063	1.60	0.022	0.55	492	150	1
495900	1/4	0.252	6.40	0.126	3.20	0.026	0.65	246	75	1
495901	3/8	0.374	9.50	0.189	4.80	0.030	0.75	246	75	1
495902	1/2	0.500	12.7	0.252	6.40	0.030	0.75	164	50	1
495903	3/4	0.748	19.0	0.374	9.50	0.033	0.85	98.4	30	1
495904	1	1.000	25.4	0.500	12.7	0.039	1.00	98.4	30	1
495905	1-1/2	1.500	38.1	0.748	19.0	0.045	1.15	98.4	30	1

HST 3:1 Series
3:1 Heat Shrink Tubing



Specifications:
- Material: Crosslinked Polyolefin
- Color: See Table
- Operating Temperature: -67° F to 257° F (-55° C to 125° C)
- Minimum Shrink Temperature: 158° F (70° C)
- Minimum Full Recovery Temperature: 212° F (100° C)

Features:
- UL Approval: 125°C VW-1 600V
- File No. E204071
- RoHS Compliant
- Widely used for electrical insulation
- Flame retardant and highly flexible
- Protects in line components, disconnect terminals and splices
- Variety of colors to code wires, cables, terminals and components

Item No. Black	Item No. Red	Item No. Blue	Item No. White	Size	As Supplied ID Min in	As Supplied ID Min mm	After Recovery ID Max in	After Recovery ID Max mm	After Recovery Wall Thickness Min in	After Recovery Wall Thickness Min mm	Roll Length ft	Roll Length m	Pack Qty1
495906	—	—	—	1/16	0.059	1.50	0.020	0.50	0.018	0.45	492	150	1
495907	**495916**	**495934**	**495961**	1/8	0.118	3.00	0.039	1.00	0.022	0.55	492	150	1
495908	**495917**	**495935**	—	3/16	0.177	4.50	0.059	1.50	0.024	0.60	246	75	1
495909	**495918**	**495936**	**495963**	1/4	0.236	6.00	0.079	2.00	0.026	0.65	246	75	1
495910	**495919**	**495937**	**495964**	3/8	0.354	9.00	0.118	3.00	0.030	0.75	246	75	1
495911	**495920**	**495938**	**495965**	1/2	0.472	12.0	0.157	4.00	0.031	0.80	164	50	1
495912	—	**495939**	**495966**	3/4	0.709	18.0	0.236	6.00	0.035	0.90	98.4	30	1
495913	**495922**	**495940**	—	1	0.945	24.0	0.315	8.00	0.043	1.10	98.4	30	1
495914	**495923**	**495941**	—	1-1/2	1.535	39.0	0.512	13.0	0.049	1.25	98.4	30	1

HST ADHESIVE Series
3:1 Adhesive Lined Heat Shrink Tubing

Specifications:
- Material: Crosslinked Adhesive Lined Polyolefin
- Color: See Table
- Operating Temperature: -67° F to 257° F (-55° C to 125° C)
- Minimum Shrink Temperature: 176° F (80° C)
- Minimum Full Recovery Temperature: 230° F (110° C)
- Shrink Ratio: 3:1

Features:
- UL Approval: 125°C VW-1 600V File No. E204071
- RoHS Compliant
- UV Resistant and flame retardant (with the exception of clear)
- Provides insulation and sealing on applications like wire splices and harnesses
- Comes in a variety of colors to code wires, cables, terminals and components
- Provided in standard roll lengths and pre-cut length in packs

Item No.					Size	As Supplied ID Min		After Recovery ID Max		After Recovery Wall Thickness Min		Roll Length		Pack Qty
Black	Clear	Red	Blue	White	in	in	mm	in	mm	in	mm	ft	m	
495987	496011	496003	—	496083	1/8	0.118	3.00	0.039	1.00	0.039	1.00	492	150	1
495988	—	—	496036	496084	3/16	0.189	4.80	0.059	1.50	0.039	1.00	246	75	1
495989	496013	496005	496037	496085	1/4	0.236	6.00	0.079	2.00	0.039	1.00	246	75	1
495990	496014	496006	496038	496086	3/8	0.354	9.00	0.118	3.00	0.055	1.40	164	50	1
495991	496015	496007	496039	496087	1/2	0.472	12.00	0.157	4.00	0.063	1.60	98.4	30	1
495992	496016	496008	—	496088	3/4	0.748	19.00	0.236	6.00	0.085	2.15	98.4	30	1
495993	496017	496009	—	496089	1	0.945	24.00	0.315	8.00	0.094	2.40	98.4	30	1
495994	496018	496010	—	—	1-1/2	1.575	40.00	0.512	13.0	0.094	2.40	98.4	30	1

OFST Series
Fiber Splice Tray System

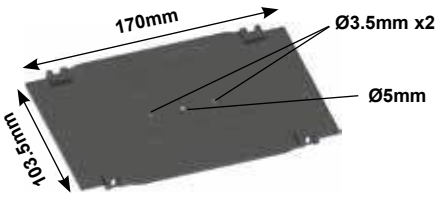

OFST-1-L Splice Tray Lid

Specifications:
- Color: See Table

Features:
- Lid, trays, and hinges are soldseparatelyor in a kit: OFST-A-P-1
- Stackable to any number of trays
- Inter-tray fiber routing possible through slots along one of the long sides of the tray
- Color coded hinges indicate side of tray to open from. Part numbers are OFSTH-1-RED and OFSTH-1-GRN.
- Can be used with OFSH splice holders, OFSP splice protectors and OFBLT bend limiting tubing
- Three mounting holes go through the lid and trays

OFST-1-P
Splice Tray with Basic Storage Facility



OFST-1-M
Splice Tray with Radius Control and Fiber Storage Elements

Item No.	Color	Description	Bulk Pack Qty
OFST-1-L	Black	Splice Tray Lid	10
OFST-1-M	Black	Splice Tray Managed with Radius Control & Dark Fiber Storage	10
OFST-1-P	Black	Splice Tray Plain with Basic Storage Facility	10
OFST-A-P-1	Black	1 x OFST-1-L, 1 x OFST-1-P, 2 x OFSTH-1-RED, 2 x OFSTH-1-GRN	10
OFSTH-1-GRN	Green	OF Splice Tray Hinge	20
OFSTH-1-RED	Red	OF Splice Tray Hinge	20

EFA04-25-001 Series
Splice Tray

Specifications:
- Material: UL94 V-0 Nylon 6
- Color: Black

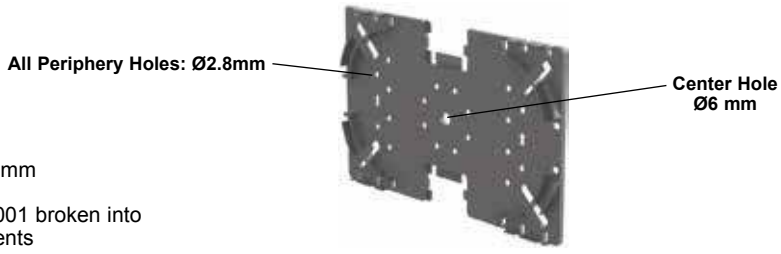

Features:
- Molded-in features maintain bend radius at 30mm
- Accepts Fiber Clips EFA04-61, 63 and 64-001
- Accepts 16-way Fiber Clip EFA04-06 and 08-001 broken into a 4-way segment for holding splicing components

Item No.	L x W		Thickness		Bulk Pack Qty
	in	mm	in	mm	
EFA04-25-001	5.197 x 3.228	132.0 x 82.0	0.260	6.6	50

FIBER BEND LIMITING TUBING

OFBLT Series
Optical Fiber Bend Limiting Tubing

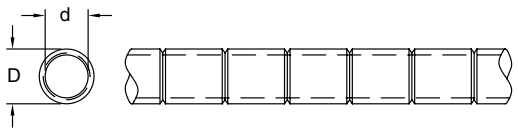

Specifications:
- Material: See Table
- Color: See Table

Features:
- Optical Fiber Bend-Limiting Tubing offers the ultimate protection to fibers, eliminating problems such as crushing, kinking, and micro-bending, while supplying a self-managing solution for routing of fiber
- Provides superior crush protection against micro fiber bends over conventional corrugated tubing
- Limits the bend in a fiber by controlling radius to a minimum of 30mm
- Has a smooth inner bore for ease of use and elimination of micro-bending
- Suitable for blown fiber applications over short distance and for curbside FTTH/FTTB applications

Item No.			Ø D		Ø d			Pack Qty
White Polypropylene	Black UL94 V-0 PBT	Style	in	mm	in	mm	Length	
OFBLT-3.1-05-PP	OFBLT-31-05V0	Standard	0.195	4.95	0.122	3.1	100 Meters	1
OFBLT-42-635PP	—	Standard	0.250	6.35	0.165	4.1	100 Meters	1
OFBLTP-42-635PP	—	Pull-Cord	0.250	6.35	0.165	4.1	100 Meters	1

OFBLT-C Series
OFBLT Tubing Clips

Specifications:
- Material: See Table
- Color: Natural

Features:
- Holds the 5mm OFBLT tube (see above) or up to a 4.3mm rod
- Clamp is releasable for repairs

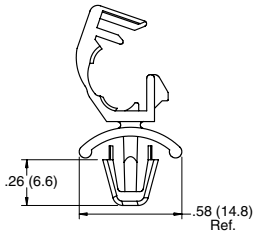

Item No.		Ø Max Bundle		Ø Mounting Hole		Panel Thickness		Bulk Pack Qty
UL94 V-2 Nylon 6/6	UL94 V-0 Nylon 6/6	in	mm	in	mm	in	mm	
OFBLT-C1-5-01	OFBLT-C1-5-19	0.17	4.3	0.25	6.4	0.031 - 0.078	0.8 - 2.0	1000

TPCE Series
Tube Clips

Specifications:
- Material: See Table
- Color: Natural

Features:
- Holds a 5mm diameter tube or pipe
- Excellent for above board routing requirements
- Cupped base provides stability and covers the entire hole

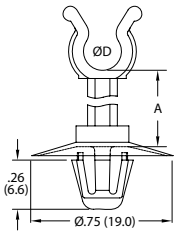

Item No.		A		Ø D Max Bundle		Ø Mounting Hole		Panel Thickness		Bulk Pack Qty
UL94 V-2 Nylon 6/6	UL94 V-0 Nylon 6/6	in	mm	in	mm	in	mm	in	mm	
TPCE5-51-4M-01	TPCE5-51-4M-19	0.157	4.0	0.200	5.1	0.256	6.5	0.031 - 0.063	0.8 - 1.6	1000
TPCE5-51-6M-01	TPCE5-51-6M-19	0.236	6.0	0.200	5.1	0.256	6.5	0.031 - 0.063	0.8 - 1.6	1000
TPCE5-51-10M-01	TPCE5-51-10M-19	0.394	10.0	0.200	5.1	0.256	6.5	0.031 - 0.063	0.8 - 1.6	1000

OFTGSP Series
OFBLT Tubing Saddles

Specifications:
- Material: UL94 V-0 Nylon 6/6
- Color: Natural

Features:
- Holds the 5mm OFBLT (see above)
- The saddle is placed over the tubing and closed down to engage on the external grooves of the tube
- Secure attachment is completed by pressing the retaining feet through the location holes
- OFTGSP-2 has two sets of mounting prongs requiring two holes

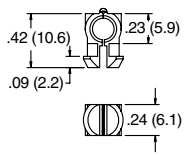

Figure 1

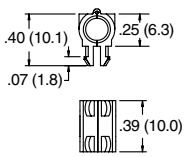

Figure 2

Recommended Mounting Hole



Recommended Mounting Holes

Item No.	Figure	Ø Mounting Hole		Panel Thickness		Bulk Pack Qty
		in	mm	in	mm	
OFTGSP-1-05-19	1	0.250	6.4	0.095	2.4	100
OFTGSP-2-05-19	2	0.197	5.0	0.071	1.8	100

FIBER BEND LIMITING TUBING & SPLICE HOLDERS

OFSMB - OFBLT Series
Slotted Multi Brackets

Specifications:
- Material: UL94 V-0 Glass-Filled Nylon
- Color: Black

Features:
- For use with 5mm OFBLT Tubing
- Mounts with #10 (M5) screws
- Optical Fiber Slotted Multi-Brackets are for use at distribution points where orderly fiber management, protection and strain relief is required
- An additional security feature allows fitting of a cable tie around OFSMBs which prevents removal of any retained tubes
- OFBLT retention: >70N
- Holds a maximum of 12 tubes

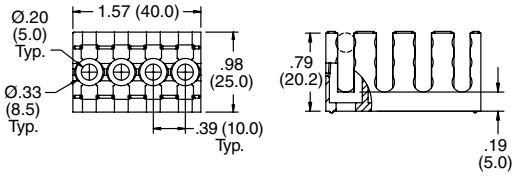

Item No.	Bulk Pack Qty
OFSMB-4-05GFBK	10

OFSH-T Series
Splice Holders

Specifications:
- Material: See Table
- Color: Black

Features:
- OFSH-T-6 holds up to 6 x 3mm fiber or components
- OFSH-T-12 holds up to 12 crimp splice protectors
- Splice Holders can be used with OFST Series Splice Trays

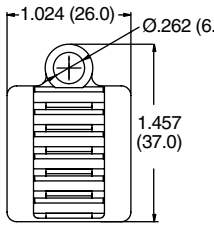

Figure 1

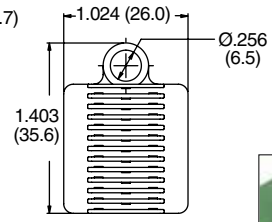

Figure 2



Item No.	Figure	Material	Ø Component in	Ø Component mm	No. of Slots	Bulk Pack Qty
OFSH-T-6-GFBLK	1	Glass-Filled Nylon 6/6	0.118	3.0	12	100
OFSH-T-12-01BLK	2	UL94 V-2 Nylon 6/6	0.039 - 0.047	1.0 - 1.2	12	100
OFSH-T-12-19BLK	2	UL94 V-0 Nylon 6/6	0.039 - 0.047	1.0 - 1.2	12	100

OFSH2 Series
Splice Holders

Specifications:
- Material: UL94 V-0 Nylon 6/6
- Color: Black

Features:
- Holds up to 24 components/splice protectors
- Flexible wings grip components up to .06 (1.6) in diameter
- Low profile to save space
- Two styles: one for mounting with an adhesive pad and one for mounting with a #4 or M3 screw
- Each slot holds up to two components

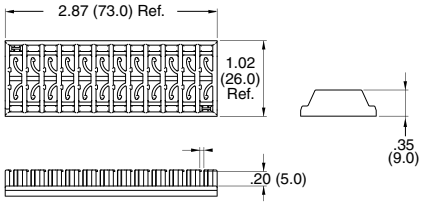

Item No.	Mounting Method	Ø Component In	Ø Component mm	Bulk Pack Qty
OFSH2-24-1	Adhesive	Up to 0.060	Up to 1.6	50
OFSH2-24-2	No Adhesive	Up to 0.060	Up to 1.6	50

OFSH-4 Series
Splice Holders



Specifications:
- Material: See Table
- Color: Natural

Features:
- Holds 12 2.7mm splices or four 4.2mm splices
- Fastens with either an adhesive pad provided, or with a #4 screw or rivet
- Stackable

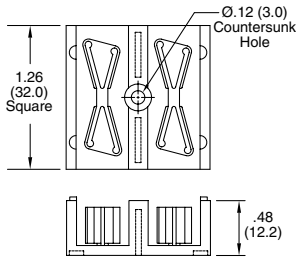

Item No. UL94 V-2 Nylon 6/6	Item No. UL94 V-0 Nylon 6/6	Ø Component mm	No. of Positions	Bulk Pack Qty
OFSH-4-1-01LA	OFSH-4-1-19LA	2.7	12	50
OFSH-4-1-01LA	OFSH-4-1-19LA	4.2	4	50

FIBER CLIPS

OFEB/OFHB Series
Fiber Holders

Specifications:
- Material: UL94 V-0 Nylon 6/6
- Color: Natural

Features:
- Quickly mounted with adhesive base
- OFEB has side brackets that connect with each other to provide for additional cables

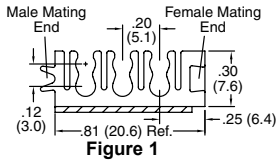

Figure 1

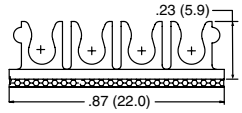

Figure 2

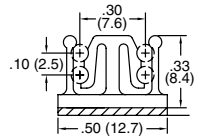

Figure 3

Item No.	Figure	Cable Ø in	Cable Ø mm	No. of Slots	No. of Cables	Depth in	Depth mm	Bulk Pack Qty
OFEB-3-19	1	0.118	3.0	3	6	0.300	7.6	1000
OFHB3-4-19A-RT	2	0.118	3.0	4	4	0.375	9.5	1000
OFHB2-4A1-RT-19	3	0.079	2.0	2	4	0.375	9.5	1000

OFB-BH/OFB3P Series
Fiber Holders

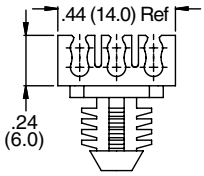

Figure 1

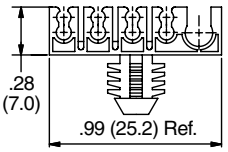

Figure 2

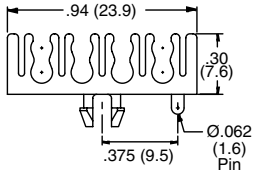

Figure 3

Specifications:
- Material: UL94 V-0 Nylon 6/6
- Color: Natural

Features:
- Holds multiple cable fibers

Recommended Mounting Holes

Item No.	Figure	Ø Mounting Hole in	Ø Mounting Hole mm	Panel Thickness in	Panel Thickness mm	Ø Cable in	Ø Cable mm	No. of Slots	No. of Cables	Depth in	Depth mm	Bulk Pack Qty
OFB-BH-6-19	1	0.312	7.9	0.250	6.4	0.079	2.0	3	6	0.197	5.0	1000
OFB-BH-9-19	2	0.312	7.9	0.250	6.4	8 x 0.086, 1 x 0.158	8 x 2.2, 1 x 4.0	5	9	0.236	6.0	1000
OFB3P-4-19	3	0.187	4.7	0.064	1.6	0.118	3.0	4	8	0.200	5.1	1000

EFA04-6X Series
Fiber Clips

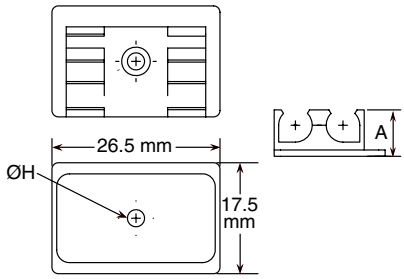

Specifications:
- Material: UL94 V-0 Nylon 6
- Color: See Table

Features:
- Holds two components parallel
- Available to hold three different diameters; 4.5mm, 5.5mm, 6mm
- Designed for use in the Splice Tray EFA04-25-001
- Can be mounted by screw, rivet, or with adhesive pad
- EFA04-61-001 has anti-rotation pins to securely mount with screw or rivet

Item No. Clip Only	Item No. Clip & Adhesive Pad	Color	Ø Cable in	Ø Cable mm	No. of Slots	A in	A mm	Ø H in	Ø H mm	Recommended Mounting Screw	Bulk Pack Qty
EFA04-61-001	EFA04-61-ASS	Red	0.236	6.0	2	0.315	8.0	0.126	3.2	#4, #5 or M3	100
EFA04-63-001	EFA04-63-ASS	Green	0.216	5.5	2	0.289	7.33	0.106	2.7	#3 or M2.5	100
EFA04-64-001	EFA04-64-ASS	Yellow	0.177	4.5	2	0.289	7.33	0.106	2.7	#3 or M2.5	100

EFA04-02 Series
Fiber Clips



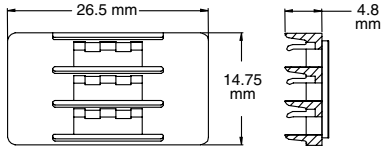

Specifications:
- Material: UL94 V-0 Nylon 6
- Color: Black

Features:
- Holds three 3mm diameter components
- Adhesive pad for easy application

Item No.	Ø Cable in	Ø Cable mm	No. of Slots	Contents	Bulk Pack Qty
EFA04-02-ASS	0.118	3.0	3	Clip with Adhesive Pad	100

EFA04 Series
Fiber Clips



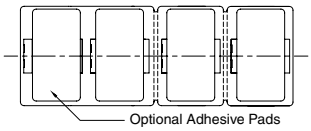

Figure 1

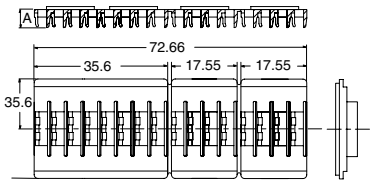

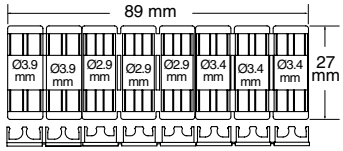

Figure 2

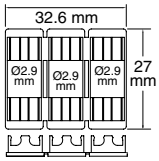

Figure 3

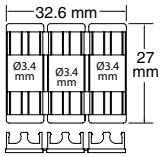

Figure 4

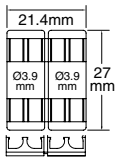

Figure 5

Specifications:
- Material: UL94 V-0 Nylon 6
- Color: See Table

Features:
- EFA04-06, EFA04-08, and EFA04-18 can be broken apart to form individual clips
- Various mounting options are available

Item No.				Ø Cable			Bulk Pack Qty
Clip Only	Clip with Adhesive Pad(s)	Figure	Color	in	mm	No. of Slots	
EFA04-06-001	EFA04-06-ASS	1	Black	0.118	3.0	16	100
—	EFA04-08-ASS	1	Blue	0.079	2.0	16	100
—	EFA04-18-ASS	2	Black	.154, .134, .114	3.9, 3.4, 2.9	4, 6, 6 = 16	100
EFA04-71-001	EFA04-71-P01	3	Black	0.114	2.9	6	100
EFA04-71-002	—	4	Black	0.134	3.4	6	100
EFA04-71-003	EFA04-71-P03	5	Black	0.154	3.9	4	100

OFRB Series
Fiber Rack Brackets

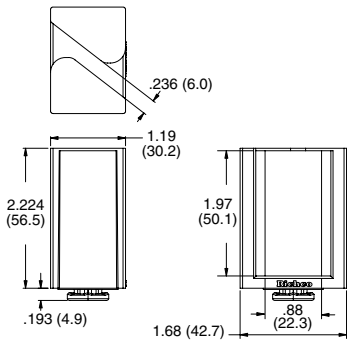

Specifications:
- Material: UL94 V-0 Nylon 6/6
- Color: Black

Features:
- Mounts into a standard 19” rack with a quarter turn
- Removable with a quarter turn
- No stress is applied to the fiber upon entry

Item No.	Square Mounting Hole		Panel Thickness		Bulk Pack Qty
	in	mm	in	mm	
OFRB-1BK	0.465 x 0.465	11.8 x 11.8	0.063 - 0.079	1.6 - 2.0	100
OFRB-2BK	0.374 x 0.374	9.5 x 9.5	0.063 - 0.079	1.6 - 2.0	100

OFSB Series
Fiber Support Bases

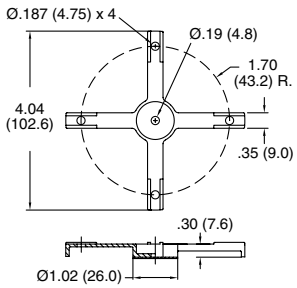

Specifications:
- Material: See Table
- Color: Natural

Features:
- Constructs a path for spooling fiber optic cables
- Designed for use in fiber optic patch panel applications
- Center hole is for mounting the base with a #8 screw or SR-5XXX rivet found on page 121
- Any Essentra wire routing device that is designed to snap into a 0.187 hole and a 0.062” panel can be mounted to this base; popular options are OFNS, STL, WS and LWS series

Item No.		Mounting Method	Bulk Pack Qty
UL94 V-2 Nylon 6/6	UL94 V-0 Nylon 6/6		
OFSB-4-85-01A	OFSB-4-85-19A	Adhesive	100
OFSB-4-85-01	OFSB-4-85-19	#8 Screw of SR-5XXX Rivet	100

FIBER CLIPS & GUIDES

OFCC/OFCG Series
Fiber Coiling Clips

Figure 1

Figure 2

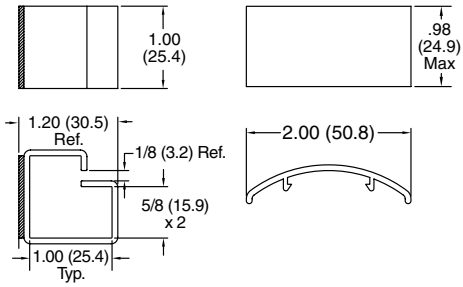

Figure 1 Figure 2

Specifications:
- Material: UL94 V-0 PVC
- Color: Black

Features:
- OFCG snaps onto OFCC to form a clip with a smooth, curved surface to accommodate fiber optic bundles
- OFCC and OFCG sold separately
- Limits the bend radius of the fiber

Item No.	Figure	Bulk Pack Qty
OFCC-16A-RT	1	100
OFCG-16	2	100

EFA04 Series
Fiber Guides

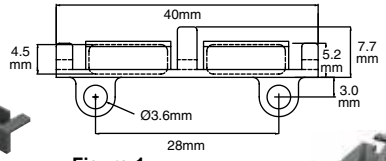

Figure 1

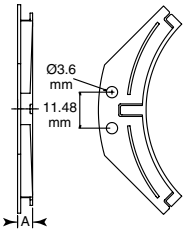

Figure 2

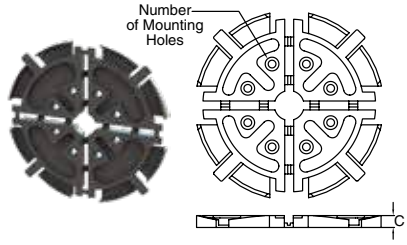

Figure 3

Specifications:
- Material: UL94 V-0 Nylon 6
- Color: Black

Features:
- Provide fiber storage as well as bend control
- Various mounting options are available
- The fiber reel screw mount holes are Ø2.8mm with a 90° countersink of Ø4.6mm (holes are spaced evenly on a 30mm diameter)
- Reel can be stacked or mounted above board using accessories below

Item No.					Height				
Guide Only	Guide with Adhesive Pad(s)	Guide with SRHR-3555 Rivets	Figure	Guide Radius	in	mm	No. of Mounting Holes	Max Fiber Storage	Bulk Pack Qty
EFA04-60-001	EFA04-60-P01	EFA04-60-R01	1	Straight	0.197	5.0	2	—	100
EFA04-34-001	EFA04-34-P01	EFA04-34-R01	2	30 mm Radius Corner Guide	0.197	5.0	2	—	100
EFA04-34-010	EFA04-34-P10	EFA04-34-R10	2	30 mm Radius Corner Guide	0.315	8.0	2	—	100
EFA04-34-004	EFA04-34-P04	EFA04-34-R04	2	30 mm Radius Corner Guide	0.472	12.0	2	—	100
EFA04-34-002	EFA04-34-P02	EFA04-34-R02	2	35 mm Radius Corner Guide	0.189	4.8	2	—	100
EFA04-34-005	EFA04-34-P05	EFA04-34-R05	2	35 mm Radius Corner Guide	0.472	12.0	2	—	100
EFA04-34-003	EFA04-34-P03	EFA04-34-R03	2	40 mm Radius Corner Guide	0.189	4.8	2	—	100
EFA04-34-006	EFA04-34-P06	—	2	40 mm Radius Corner Guide	0.472	12.0	2	—	100
EFA04-34-007	EFA04-34-P07	EFA04-34-R07	2	30-37 mm Radius Ribbon Fiber Corner Guide	0.216	5.5	2	—	100
EFA04-04-001	EFA04-04-ASS	—	3	25 mm Radius Fiber Reel	0.157	4.0	8	2.5 m of 900 Micron Fiber	100
EFA04-21-001	EFA04-21-ASS	—	3	25 mm Radius Fiber Reel	0.250	6.4	8	4.5 m of 900 Micron Fiber	100
EFA04-10-001	EFA04-10-ASS	—	3	30 mm Radius Fiber Reel	0.153	3.9	8	3.0 m of 900 Micron Fiber	100
EFA04-14-001	EFA04-14-ASS	—	3	30 mm Radius Fiber Reel	0.488	12.4	8	9.0 m of 900 Micron Fiber	100
EFA04-76-001	—	—	3	35 mm Radius Fiber Reel	0.315	8.0	8	15.0 m of 900 Micron Fiber	100
EFA04-23-001	—	—	3	40 mm Radius Fiber Reel	0.250	6.4	4	7.0 m of 900 Micron Fiber	100

EFA04-53/EFA04-27 Series
Fiber Reel Stacking Pillars and Standoffs

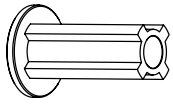

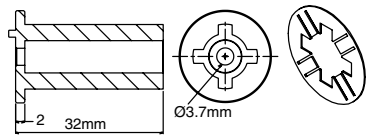

Figure 1

Specifications:
- Material: UL94 V-0 Nylon 6/6
- Color: Black

Features:
- EFA04-53-ASS is used to stack multiple EFA04 fiber reels, and retained with an included spring clip
- EFA04-27-ASS is used to space the EFA04 fiber reel off the PC Board (top of the standoff snaps into holes in the fiber reel)
- Mounted from the bottom of the board with included rivet

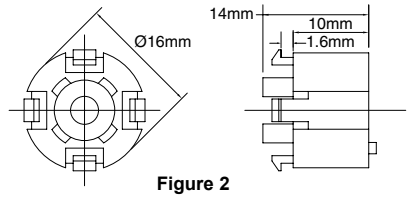

Figure 2

Item No.	Figure	Description	Bulk Pack Qty
EFA04-53-ASS	1	Fiber Reel Stacking Pillar	100
EFA04-27-ASS	2	Fiber Reel Standoff	100

OFS Series
90°Fiber Segment, 30mm Radius

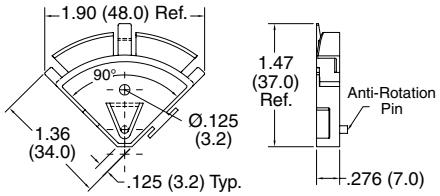

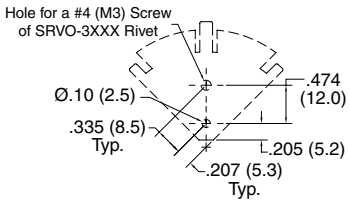

Recommended Mounting Holes

Specifications:
- Material: UL94 V-0 Nylon 6/6
- Color: Natural

Features:
- Provides a 90° bend control radius
- Assemble two pieces for bend control around a 180° turn
- Assemble four pieces for excess fiber spooling at 30mm radius
- In a four-piece assembled mode, stores approximately 60m of 900 micron fiber
- Mounts with a #4 (M3) screw or SRVO-30XX snap rivet

Item No.	Bulk Pack Qty
OFS90-30R	100

OFFG/OFFGSP Series
Flexible Fiber Guide System



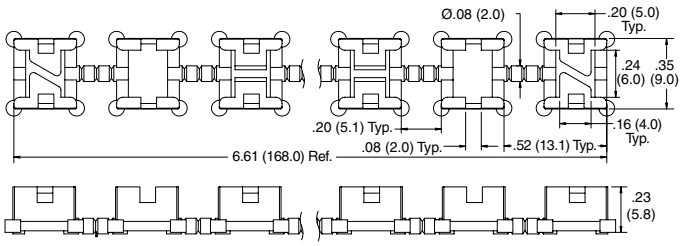

Figure 1

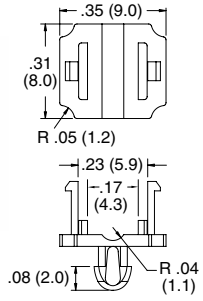

Figure 2

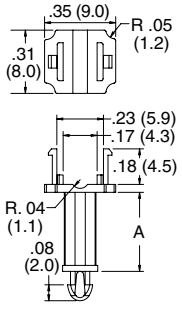

Figure 3

Specifications:
- Material: UL94 V-0 Nylon 6/6
- Color: Black

Features:
- Fully modular, flexible system giving complete fiber management and protection
- Unique spine allows the guide to be oriented in all planes
- For use with 250 and 900 micron fiber
- Fiber can enter and exit at any point, without risk of fiber snagging or kinking
- Angled and straight lugs located along the guide prevent the fiber from springing out
- 25mm maximum bend radius when flexed
- Guide can be cut to various lengths at flexible link sections
- Two types of support posts; OFFGSP-F for mounting flush to the panel, and OFFGSP-R that raises the guide 5mm
- Guide snaps easily into the support posts

Item No.	Figure	Description	Ø Mounting Hole		Panel Thickness		A		Bulk Pack Qty
			in	mm	in	mm	in	mm	
OFFG-165M-19-BK	1	Fiber Guide	—	—	—	—	—	—	100
OFFGSP-F-19-BK	2	Flat Fiber Guide Support	0.098	2.5	0.063	1.6	—	—	100
OFFGSP-R-05-BK	3	Fiber Guide Spacer	0.098	2.5	0.063	1.6	0.200	5.0	100

FIBER MANAGEMENT & DUST CAPS

EFA70-07 Series
900 Micron Strain Relief Boots

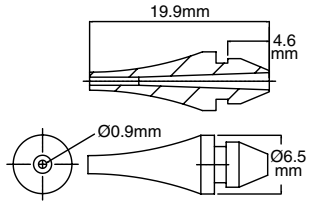

Specifications:
- Material: TPE
- Color: Black

Features:
- Provides added protection to 900 micron fiber while routing through a hole
- Limits the angle of the fiber preventing signal loss

Item No.	Ø Hole		Panel Thickness		Bulk Pack Qty
	in	mm	in	mm	
EFA70-07-001	0.157	4.0	0.063	1.6	500

EFA70-01 Series
900 Micron Transition Boots

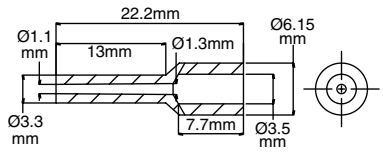

Specifications:
- Material: TPE
- Color: Black

Features:
- Transitions a 3mm jacketed fiber to a 900 micron fiber
- Limits the bend of the fiber, preventing signal loss

Item No.	Bulk Pack Qty
EFA70-01-001	500

EFA52 Series
Quick Panel Mount Strain Relief Gland Kit

Specifications:
- Material: UL94 V-0 Nylon 6
- Color: Black

Features:
- Acts as a cable gland for jacketed fiber, preventing the cable from being pulled out of the device
- The plastic body mounts directly on the panel, and the jacketed cable is passed through the center hole
- On the inside of the panel, the cable's Kevlar strands are clamped to the plastic body using one of two clamping sleeves (whichever is appropriate)
- Secured in the panel with a mounting bolt
- On the outside of the panel, a flexible boot is attached to the plastic body, providing control over the bend-radius of the cable exiting the strain-relief assembly

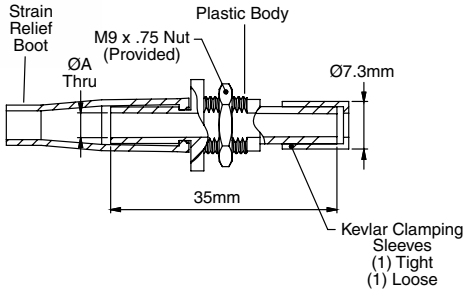

Item No.	Ø Jacketed Fiber		A		Bulk Pack Qty
	in	mm	in	mm	
EFA52-02-ASS	0.118	3.0	0.138	3.5	250
EFA52-05-ASS	0.079	2.0	0.098	2.5	250

EFA02-43 Series
Connector Adapter Dust Caps

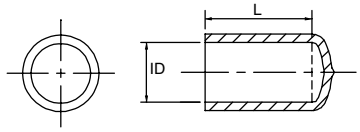

Specifications:
- Material: PVC
- Color: Black

Features:
- Provides environmental protection for SMA, ST and FC connector adapters
- Made of flexible PVC to provide snug fit

Item No.	Contents	L		ID		Bulk Pack Qty
		in	mm	in	mm	
EFA02-43-001	SMA Connector Adapter Dust Cap	0.500	12.7	0.120	3.0	500
EFA02-43-002	ST Connector Adapter Dust Cap	0.500	12.7	0.280	7.1	500
EFA02-43-003	FC Connector Adapter Dust Cap	0.310	8.0	0.280	7.1	500

EFA02 Series
Connector Dust Caps and Plugs

Figure 1

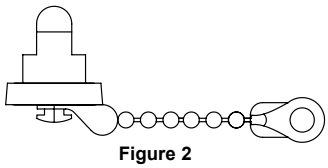

Figure 2

Specifications:
- Material: See Table
- Color: See Table

Features:
- The EFA02-14-001 plugs an SC connector and does not require a dust chain (other dust caps in this series require the retaining chain and cannot be sold separately)
- The steel caps are threaded onto the connector adapters
- Provides mechanical and environmental protection to adaptors when unmated
- Stainless Steel construction suitable for harsh environments
- 2.5” long chain

Item No.	Material		Bulk Pack Qty
	Figure 1 Stainless Steel Cap & Chain	Figure 2 Black TPE Plug & Optional Stainless Steel Chain	
EFA02-04-ASS	SMA Adapter Dust Cap & Chain	—	100
EFA02-07-ASS	DIN Adapter Dust Cap & Chain	—	100
EFA02-09-ASS	FC Adapter Dust Cap & Chain	—	100
EFA02-10-ASS	ST Adapter Dust Cap & Chain	—	100
EFA02-14-001	—	SC Adapter Dust Plug	250
EFA02-14-ASS	—	EFA02-14-001 Dust Plug with Chain	250

EFA02-03 Series
FC Connector Port Dust Caps

Specifications:
- Material: High-Density Polyethylene
- Color: See Table

Features:
- Dust caps are threaded onto the FC connector adapter providing protection from outside elements

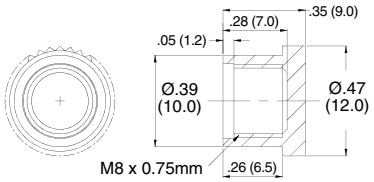

Item No.	Color	Bulk Pack Qty
EFA02-03-001	Natural	500
EFA02-03-002	Black	500
EFA02-03-003	Green	500
EFA02-03-004	White	500
EFA02-03-005	Red	500

EFA02-35 Series
ST Connector Port Dust Caps and Lanyards

Specifications:
- Material: TPE
- Color: Black

Features:
- Provides environmental protection of ST connector ports
- Molded-on lanyard prevents the loss of the cap

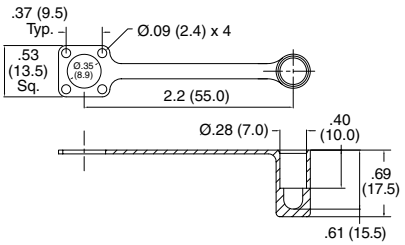

Item No.	Bulk Pack Qty
EFA02-35-001	250

EFA02 Series
Connector Port Dust Caps and Lanyards

Specifications:
- Material: PVC
- Color: Black

Features:
- Provides environmental protection to various connectors
- Molded-on lanyard is attached to the connector to prevent loss of cover

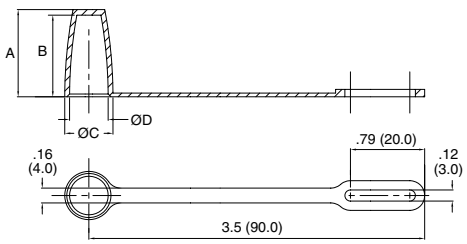

Item No.	Contents	A		B		C		D		Bulk Pack Qty
		in	mm	in	mm	in	mm	in	mm	
EFA02-11-ASS	ST Connector Dust Cap	0.730	18.5	0.670	17.0	0.470	12.0	0.340	8.7	250
EFA02-13-ASS	FC Connector Dust Cap	0.730	18.5	0.670	17.0	0.600	15.3	0.470	12.0	250

CONNECTOR PLUGS & CAPS

CP Series
Connector Plugs

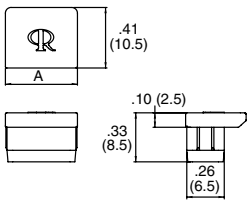

Figure 1

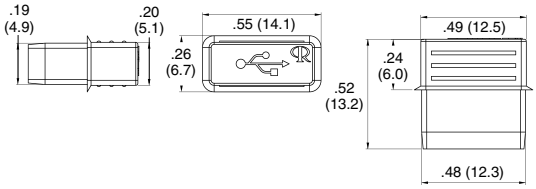

Figure 2

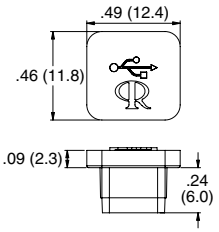

Figure 3

Specifications:
- Material: Silicone Rubber
- Color: Black

Features:
- No stress applied to the adapter's internal components upon entry
- Silicone material for high temperature applications up to 302°F (150°C)

Item No.	Figure	Connector Port	A		Bulk Pack Qty
			in	mm	
CP-RJ11	1	RJ11	0.410	10.5	1000
CP-RJ45	1	RJ45	0.490	12.5	1000
CP-USB-A	2	USB-A	—	—	1000
CP-USB-B	3	USB-B	—	—	1000

USB-A Series
USB Connector Caps

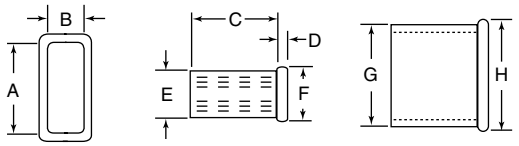

Specifications:
- Material: Polyethylene
- Color: Natural

Features:
- Protective dust cover for USB-A connectors

Item No.	A		B		C		D		E		F		G		H		Bulk Pack Qty
	in	mm	in	mm	in	mm	in	mm	in	mm	in	mm	in	mm	in	mm	
USB0A	0.504	12.8	0.185	4.7	0.484	12.3	0.043	1.1	0.256	6.5	0.299	7.6	0.575	14.6	0.610	15.5	100

BPE Series
Connector Port Plugs

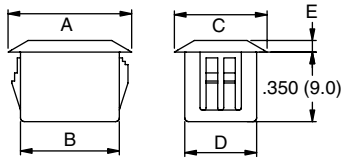

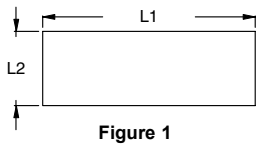

Figure 1

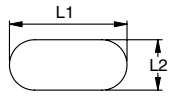

Figure 2

Specifications:
- Material: UL94 V-2 Nylon 6/6
- Color: See Table

Features:
- Aesthetically pleasing, blanking off redundant connector parts
- Quick and easy installation; simply press fit in the designated hole
- ST Series covers Double-D, D or round holes

Recommended Mounting Holes

Item No.	Color	Mounting Hole Figure	L1		L2		A		B		C		D		E		Bulk Pack Qty
			in	mm	in	mm	in	mm	in	mm	in	mm	in	mm	in	mm	
BPE-SC-1-01	Black	1	0.512	13.0	0.374	9.5	0.850	21.5	0.500	12.8	0.470	12.0	0.370	9.3	0.059	1.5	1000
BPE-SC-2-01	Black	1	0.512	13.0	0.374	9.5	0.630	16.0	0.500	12.8	0.470	12.0	0.370	9.3	0.059	1.5	1000
BPE-SC-3-01	Black	1	1.024	26.0	0.374	9.5	1.370	34.8	1.020	25.8	0.470	12.0	0.370	9.3	0.059	1.5	1000
BPE-RJ45-01	Grey	1	0.760 - 0.790	19.3 - 20.0	0.590	15.0	0.870	22.0	0.580	14.7	0.700	17.7	0.750	19.1	0.059	1.5	1000
BPE-LC-D-01BK	Black	1	0.532	13.5	0.532	13.5	0.590	15.0	0.520	13.2	0.590	15.0	0.520	13.2	0.078	2.0	1000
BPE-ST-1-01	Black	2	0.370	19.4	0.311	7.9	Ø.470	Ø12	Ø.360	Ø9.2	Ø.470	Ø12	0.300	7.7	0.059	1.5	1000

SHEET METAL PLUGS

PGM/62MP Series
Standard Locking Hole Plugs

LINE EXTENSION

Specifications:
- Material: 62MP: UL94 V-2 Heat Stabilized Nylon 6
  Material: PGM: UL94 V-2 Nylon 6/6
- Color: See Table

Features:
- Each part fits multiple common sheet metal thicknesses
- Closes access sheet metal panel holes

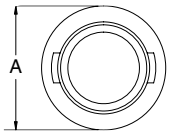

Item No.			Ø Mounting Hole		Max Panel Thickness		OD A		Overall Height B		Bulk Pack Qty
Black	White	Approval	in	mm	in	mm	in	mm	in	mm	
• 62MP0187	• 62MP0187W		0.187	4.8	0.062	1.6	0.250	6.4	0.234	5.9	1000
• 62MP0250	• 62MP0250W		0.250	6.4	0.062	1.6	0.312	7.9	0.312	7.9	1000
PGM-6	—	—	0.252	6.4	0.067	1.7	0.299	7.6	0.221	5.6	1000
PGM-7	—	—	0.278	7.1	0.063	1.6	0.433	11.0	0.276	7.0	1000
PGM-8	—	—	0.307	7.8	0.063	1.6	0.375	9.5	0.236	6.0	1000
• 62MP0312	• 62MP0312W		0.312	7.9	0.062	1.6	0.375	9.5	0.312	7.9	1000
• 62MP0375	• 62MP0375W		0.375	9.5	0.125	3.2	0.468	11.9	0.406	6.4	1000
PGM-9	—	—	0.376	9.6	0.047	1.2	0.511	13.0	0.256	6.5	1000
PGM-10	—	—	0.386	9.8	0.055	1.4	0.511	13.0	0.236	6.0	1000
• 62MP0437	• 62MP0437W		0.437	11.1	0.125	3.2	0.531	13.5	0.406	10.3	1000
PGM-3	—	—	0.468	11.9	0.062	1.6	0.531	13.5	0.250	6.4	1000
• 62MP0500	• 62MP0500W		0.500	12.7	0.125	3.2	0.578	14.7	0.406	10.3	1000
PGM-5	—	—	0.500	12.7	0.062	1.6	0.562	14.3	0.250	6.4	1000
PGM-13	—	—	0.506	12.8	0.083	2.1	0.669	17.0	0.315	8.0	1000
PGM-11	—	—	0.531	13.5	0.062	1.6	0.593	15.1	0.250	6.4	500
• 62MP0562	• 62MP0562W		0.562	14.3	0.125	3.2	0.656	16.7	0.406	10.3	200
• 62MP0625	• 62MP0625W		0.625	15.9	0.125	3.2	0.718	18.2	0.406	10.3	200
PGM-12	—	—	0.625	15.9	0.062	1.6	0.718	18.2	0.250	6.4	500
PGM-16	—	—	0.628	16.0	0.079	2.0	0.787	20.0	0.315	8.0	500
• 62MP0687	• 62MP0687W		0.687	17.5	0.125	3.2	0.781	19.8	0.406	10.3	200
• 62MP0750	• 62MP0750W		0.746	19.0	0.125	3.2	0.925	23.5	0.413	10.5	500
PGM-14	—	—	0.750	19.1	0.062	1.6	0.843	21.4	0.250	6.4	500
PGM-15	—	—	0.781	19.8	0.062	1.6	0.890	22.6	0.250	6.4	500
• 62MP0812	• 62MP0812W		0.812	20.6	0.125	3.2	0.890	22.6	0.406	10.3	1000
PGM-22	—	—	0.864	22.0	0.118	3.0	1.024	26.0	0.378	9.6	500
PGM-17	—	—	0.875	22.2	0.062	1.6	0.968	24.6	0.250	6.5	500
• 62MP0875	• 62MP0875W		0.875	22.2	0.125	3.2	1.125	28.6	0.453	11.5	200
• 62MP1000	• 62MP1000W		1.004	25.5	0.125	3.2	1.102	28.0	0.500	12.7	200
• 62MP1093	• 62MP1093W		1.097	27.9	0.125	3.2	1.218	30.9	0.465	11.8	200
• 62MP1187	• 62MP1187W		1.187	30.1	0.125	3.2	1.315	33.4	0.453	11.5	500
PGM-30	—	—	1.203	30.6	0.125	3.2	1.339	34.0	0.512	13.0	200
• 62MP1250	• 62MP1250W		1.250	31.8	0.125	3.2	1.375	34.9	0.465	11.8	200
• 62MP1250A	• 62MP1250AW		1.250	32.0	0.125	3.2	1.500	38.0	0.453	11.5	500
• 62MP1375	• 62MP1375W		1.375	35.0	0.125	3.2	1.500	38.1	0.465	11.8	200
• 62MP1500	• 62MP1500W		1.500	38.1	0.125	3.2	1.671	42.4	0.465	11.8	200
• 62MP1750	• 62MP1750W		1.750	44.5	0.125	3.2	1.906	48.4	0.465	11.8	100
• 62MP2000	• 62MP2000W		2.000	50.8	0.125	3.2	2.170	55.1	0.470	11.9	100
• 62MP2250	• 62MP2250W		2.250	57.1	0.250	6.3	2.422	61.5	0.750	19.0	100
• 62MP2500	• 62MP2500W		2.500	63.5	0.250	6.4	2.775	70.5	0.750	19.1	500
• 62MP3000	• 62MP3000W		3.000	76.2	0.250	6.3	3.171	80.5	0.720	18.2	100
• 62MP3375	• 62MP3375W		3.375	85.7	0.250	6.3	3.656	92.8	0.725	18.4	100
• 62MP3500	• 62MP3500W		3.500	88.9	0.250	6.3	3.660	92.9	0.750	19.0	100
• 62MP4000	• 62MP4000W		4.000	101.6	0.250	6.3	4.156	105.5	0.765	19.4	50

62MPS Series
Mini Locking Hole Plugs

NEW

Specifications:
- Material: UL94 V-2 Heat Stabilized Nylon 6
- Color: See Table

Features:
- Used to close excess chassis holes, wiring outlets and production access holes
- Designed with multiple locks to positively snap in panel thickness of 1/16"
- Suitable for critical or elevated temperature applications

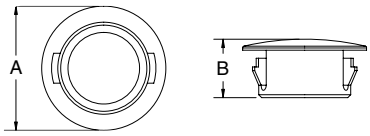

Item No.		Ø Mounting Hole		Panel Thickness		Ø A		B		Bulk Pack Qty
Black	White	in	mm	in	mm	in	mm	in	mm	
62MPS0312	62MPS0312W	0.312	7.9	0.062	1.6	0.375	9.5	0.234	5.9	1000
62MPS0343	62MPS0343W	0.343	8.7	0.062	1.6	0.410	10.4	0.250	6.4	1000
62MPS0375	62MPS0375W	0.375	9.5	0.062	1.6	0.468	11.9	0.250	6.4	1000
62MPS0500	62MPS0500W	0.500	12.7	0.062	1.6	0.578	14.7	0.250	6.4	1000
62MPS0625	62MPS0625W	0.625	15.9	0.062	1.6	0.718	18.2	0.250	6.4	1000
62MPS0750	62MPS0750W	0.750	19.1	0.062	1.6	0.922	23.4	0.250	6.4	1000
62MPS0875	62MPS0875W	0.875	22.2	0.062	1.6	1.016	25.8	0.250	6.4	1000

SHEET METAL PLUGS

62MPKOP Series
Knock Out Plugs

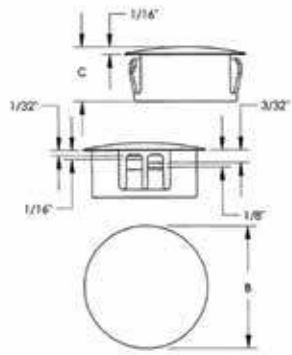

NEW

Specifications:
- Material: UL94 V-2 Heat Stabilized Nylon 6
- Color: Gray

Features:
- Molded in Gray Nylon to blend in with galvanized steel
- Economical plugs lock firmly into five trade size holes with panel thickness up to 1/8"
- No tools required, installs with fingertip pressure

Item No.	Ø Hole		Panel Thickness		Ø B		C		Bulk Pack Qty
	in	mm	in	mm	in	mm	in	mm	
62MP0875KOP	0.875	22.2	0.125	3.2	1.016	25.8	0.453	11.5	1000
62MP1093KOP	1.093	27.8	0.125	3.2	1.222	31.0	0.453	11.5	500
62MP1375KOP	1.375	34.9	0.125	3.2	1.500	38.1	0.453	11.5	500
62MP1500KOP	1.500	38.1	0.125	3.2	1.692	42.4	0.453	11.5	250
62MP1750KOP	1.750	44.5	0.125	3.2	1.925	48.8	0.453	11.5	250
62MP2000KOP	2.000	50.8	0.125	3.2	2.140	54.4	0.453	11.5	250

62PP Series
Hole Plugs

NEW

Specifications:
- Material: UL94 V-2 Nylon 6/6
- Color: Natural

Features:
- Used to close excess chassis holes, wiring outlets and production access holes
- Resistant to corrosion, vibration and abrasion
- Designed with special flexible and tapered prongs which snugly lock in place with finger pressure
- Can be removed and reused when necessary

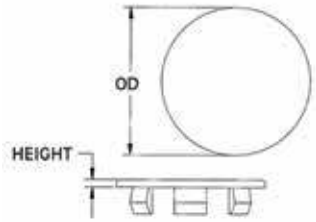

Item No.		Head Style	Finish	Ø Mounting Hole		Panel Thickness		Ø Head		Head Height		Bulk Pack Qty
Natural	Black			in	mm	in	mm	in	mm	in	mm	
62PP012BG09	62PP012BG09B	Binder	Smooth	0.125	3.2	0.031 - 0.094	0.8 - 2.4	0.203	5.2	0.040	1.0	1000
62PP015BG09	62PP015BG09B	Binder	Smooth	0.150	3.8	0.031 - 0.094	0.8 - 2.4	0.250	6.4	0.040	1.0	1000
62PP018BG10	62PP018BG10B	Binder	Smooth	0.187	4.8	0.031 - 0.100	0.8 - 2.5	0.344	8.7	0.040	1.0	1000
62PP018BG14	62PP018BG14B	Binder	Smooth	0.187	4.8	0.031 - 0.140	0.8 - 3.6	0.344	8.7	0.040	1.0	1000
62PP018BM08	62PP018BM08B	Binder	Matte	0.187	4.8	0.031 - 0.050	0.8 - 1.3	0.344	8.7	0.040	1.0	1000
62PP018BM14	62PP018BM14B	Binder	Matte	0.187	4.8	0.031 - 0.140	0.8 - 3.6	0.344	8.7	0.040	1.0	1000
62PP022RG06	62PP022RG06B	Dome	Smooth	0.218	5.5	0.031 - 0.062	0.8 - 1.6	0.375	9.5	0.250	6.4	1000
62PP022RG09	62PP022RG09B	Dome	Smooth	0.218	5.5	0.031 - 0.094	0.8 - 2.4	0.375	9.5	0.250	6.4	1000
62PP025BG06	62PP025BG06B	Binder	Smooth	0.250	64	0.031 - 0.062	0.8 - 1.6	0.422	10.7	0.040	1.0	1000
62PP025BM06	62PP025BM06B	Binder	Matte	0.250	6.4	0.031 - 0.062	0.8 - 1.6	0.422	10.7	0.040	1.0	1000
62PP031BG14	62PP031BG14B	Binder	Smooth	0.312	7.9	0.031 - 0.140	0.8 - 3.6	0.453	11.5	0.055	1.4	1000
62PP031BM14	62PP031BM14B	Binder	Matte	0.312	7.9	0.031 - 0.140	0.8 - 3.6	0.453	11.5	0.055	1.4	1000
62PP031BM15	62PP031BM15B	Binder	Matte	0.315	8.0	0.047 - 0.156	1.2 - 4.1	0.500	12.7	0.080	2.0	500
62PP037BG14	62PP037BG14B	Binder	Smooth	0.375	9.5	0.031 - 0.140	0.8 - 3.6	0.672	17.1	0.062	1.6	500
62PP037BG31	62PP037BG31B	Binder	Smooth	0.375	9.5	0.031 - 0.140	0.8 - 3.6	0.578	14.7	0.055	1.4	1000
62PP037BM31	62PP037BM31B	Binder	Matte	0.375	9.5	0.031 - 0.140	0.8 - 3.6	0.578	14.7	0.055	1.4	500
62PP043BG17	62PP043BG17B	Binder	Smooth	0.437	11.1	0.031 - 0.171	0.8 - 4.3	0.609	15.5	0.055	1.4	500
62PP043BM17	62PP043BM17B	Binder	Matte	0.437	11.1	0.031 - 0.171	0.8 - 4.3	0.609	15.5	0.055	1.4	500
62PP048BM12	62PP048BM12B	Binder	Matte	0.480	12.2	0.031 - 0.039	0.8 - 1.0	0.578	14.7	0.055	1.4	1000
62PP050BG14	62PP050BG14B	Binder	Smooth	0.500	12.7	0.031 - 0.140	0.8 - 3.6	0.672	17.1	0.062	1.6	500
62PP050BM14	62PP050BM14B	Binder	Matte	0.500	12.7	0.031 - 0.140	0.8 - 3.6	0.672	17.1	0.062	1.6	500
62PP056BG14	62PP056BG14B	Binder	Smooth	0.562	14.3	0.031 - 0.140	0.8 - 3.6	0.734	18.6	0.062	1.6	1000
62PP056BM14	62PP056BM14B	Binder	Matte	0.562	14.3	0.031 - 0.140	0.8 - 3.6	0.734	18.6	0.062	1.6	1000
62PP062BG07	62PP062BG07B	Binder	Smooth	0.625	15.9	0.031 - 0.072	0.8 - 1.8	0.797	20.2	0.062	1.6	500
62PP062BM07	62PP062BM07B	Binder	Matte	0.625	15.9	0.031 - 0.072	0.8 - 1.8	0.797	20.2	0.062	1.6	500
62PP068BG10	62PP068BG10B	Binder	Smooth	0.687	17.5	0.031 - 0.109	0.8 - 2.8	0.891	22.6	0.062	1.6	1000
62PP068BM10	62PP068BM10B	Binder	Matte	0.687	17.5	0.031 - 0.109	0.8 - 2.8	0.891	22.6	0.062	1.6	1000
62PP075BG11	62PP075BG11B	Binder	Smooth	0.750	19.1	0.031 - 0.109	0.8 - 2.8	0.984	25.0	0.062	1.6	1000
62PP075BM11	62PP075BM11B	Binder	Matte	0.750	19.1	0.031 - 0.109	0.8 - 2.8	0.984	25.0	0.062	1.6	500
62PP078BG09	62PP078BG09B	Binder	Smooth	0.787	20.0	0.059 - 0.080	1.5 - 2.0	0.984	25.0	0.062	1.6	1000
62PP078BM09	62PP078BM09B	Binder	Matte	0.787	20.0	0.059 - 0.080	1.5 - 2.0	0.984	25.0	0.062	1.6	1000
62PP081BG11	62PP081BG11B	Binder	Smooth	0.812	20.6	0.031 - 0.109	0.8 - 2.8	1.031	26.2	0.062	1.6	1000
62PP081BM11	62PP081BM11B	Binder	Matte	0.812	20.6	0.031 - 0.109	0.8 - 2.8	1.031	26.2	0.062	1.6	1000
62PP087BG11	62PP087BG11B	Binder	Smooth	0.875	22.2	0.031 - 0.109	0.8 - 2.8	1.078	27.4	0.062	1.6	500
62PP087BM11	62PP087BM11B	Binder	Matte	0.875	22.2	0.031 - 0.109	0.8 - 2.8	1.078	27.4	0.062	1.6	500
62PP100BG11	62PP100BG11B	Binder	Smooth	1.000	25.4	0.031 - 0.109	0.8 - 2.8	1.219	31.0	0.062	1.6	500
62PP100BM11	62PP100BM11B	Binder	Matte	1.000	25.4	0.031 - 0.109	0.8 - 2.8	1.219	31.0	0.062	1.6	500

62PPM Series
Metric Hole Plugs

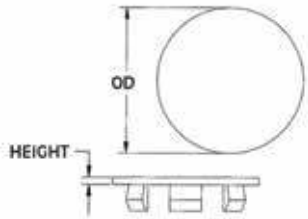

NEW

Specifications:
- Material: UL94 V-2 Nylon 6/6
- Color: See Table

Features:
- Used to close excess chassis holes, wiring outlets and production access holes
- Resistant to corrosion, vibration and abrasion
- Designed with special flexible and tapered prongs which snugly lock in place with finger pressure
- Can be removed and reused when necessary

Item No.		Ø Mounting Hole	Panel Thickness	OD	Head Height	Bulk Pack Qty
Natural	Black	mm	mm	mm	mm	
62PPM06BM16	62PPM06BM16B	6.0	0.8 - 1.6	10.0	2.0	1000
62PPM08BM35	62PPM08BM35B	8.0	0.8 - 3.5	12.0	2.0	1000
62PPM10BM35	62PPM10BM35B	10.0	0.8 - 3.5	14.0	2.0	1000
62PPM12BM35	62PPM12BM35B	12.0	0.8 - 3.5	16.0	2.0	500
62PPM14BM35	62PPM14BM35B	14.0	0.8 - 3.5	18.0	2.0	500
62PPM16BM35	62PPM16BM35B	16.0	0.8 - 3.5	20.0	2.0	500
62PPM18BM40	62PPM18BM40B	18.0	0.8 - 4.0	22.0	2.0	1000
62PPM20BM40	62PPM20BM40B	20.0	0.8 - 4.0	26.0	2.0	1000
62PPM22BM40	62PPM22BM40B	22.0	0.8 - 4.0	27.8	2.0	500
62PPM24BM40	62PPM24BM40B	24.0	0.8 - 4.0	28.0	2.0	500
62PPM26BM40	62PPM26BM40B	26.0	0.8 - 4.0	30.0	2.0	500

62WP Series
Window Plugs

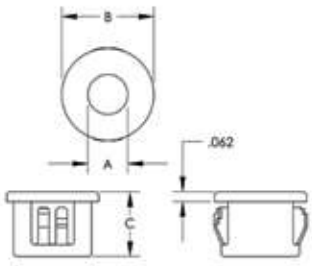

NEW

Specifications:
- Material: Copolyester
- Color: Clear

Features:
- Headstyle is flat to minimize distortion
- Resistant to corrosion, abrasion, oil and most chemicals

Item No.	Ø Mounting Hole A		Panel Thickness		B		C		Bulk Pack Qty
	in	mm	in	mm	in	mm	in	mm	
62WP0187	0.187	4.8	0.062	1.6	0.250	6.4	0.234	5.9	1000
62WP0250	0.250	6.4	0.062	1.6	0.312	8.0	0.312	8.0	1000
62WP0312	0.312	8.0	0.062	1.6	0.375	9.5	0.312	8.0	1000
62WP0375	0.375	9.5	0.125	3.2	0.468	12.0	0.406	10.3	500
62WP0437	0.437	11.0	0.125	3.2	0.531	13.5	0.406	10.3	1000
62WP0500	0.500	12.7	0.125	3.2	0.578	14.6	0.406	10.3	1000
62WP0625	0.625	15.9	0.125	3.2	0.718	18.2	0.406	10.3	1000

BP Series
Flexible Hole Plugs

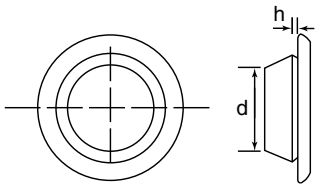

Specifications:
- Material: TPE
- Color: Black

Features:
- Each size covers a range of panel thicknesses
- Designed to fit standard metric holes
- Very resistant to oils, acids and alkalies

Item No.	Panel Hole d		Panel Thickness h		OD		Bulk Pack Qty
	in	mm	in	mm	in	mm	
BP-16230	0.394	10.0	0.032 - 0.079	0.8 - 2.0	0.76	19.3	1000
BP-16231	0.472	12.0	0.032 - 0.079	0.8 - 2.0	0.83	21.0	1000
BP-16232	0.551	14.0	0.032 - 0.079	0.8 - 2.0	0.91	23.0	1000
BP-16233	0.630	16.0	0.032 - 0.079	0.8 - 2.0	0.98	25.0	1000
BP-16234	0.709	18.0	0.032 - 0.079	0.8 - 2.0	1.06	27.0	1000
BP-16236	0.866	22.0	0.032 - 0.079	0.8 - 2.0	1.23	31.2	1000
BP-3	0.866	22.0	0.063 - 0.118	1.6 - 3.0	1.10	28.0	1000
BP-4	1.043	26.5	0.063 - 0.118	1.6 - 3.0	1.28	32.5	1000
BP-16238	1.181	30.0	0.032 - 0.079	0.8 - 2.0	1.55	39.4	1000

DP Series
Dummy Plugs

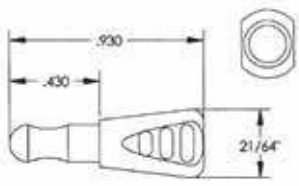

NEW

Specifications:
- Material: UL94 V-2 Nylon 6/6
- Color: Black

Features:
- Easy installation and removal for the addition of electrical accessories
- Prevents short circuits due to harness movement
- Resists corrosion, vibration and abrasion

Item No.	Bulk Pack Qty
DP401030	1000

GROMMETS

GRD/DG/DGB Series
Diaphragm Grommets

LINE EXTENSION



Figure 1

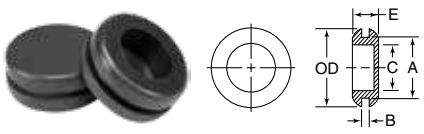

Figure 2

Specifications:
- Material: GRD/DG: Flexible PVC
  DGB: UL94 HB TPE
- Color: Black

Features:
- Use as a blanking plugs to conceal access holes until wire are installed
- To install wires, pierce the central membrane film and insert wire
- Design allows for multiple ranges of wires to pass thru
- PVC material is non-staining; resistant to ozone, acids, and sunlight; with excellent aging qualities



Item No.	Figure	Ø Mounting Hole A		Panel Thickness		C Ref.		OD		E		Bulk Pack Qty
		in	mm	in	mm	in	mm	in	mm	in	mm	
DGB-2.5	2	0.25	6.4	0.03	0.8	0.16	4.1	0.37	9.4	0.14	3.6	1000
DGB-4	2	0.39	9.9	0.06	1.5	0.25	6.4	0.50	12.7	0.26	6.6	1000
DGB-6	2	0.43	11.0	0.06	1.5	0.31	8.0	0.69	17.5	0.31	8.0	1000
DGB-5	2	0.49	12.5	0.06	1.5	0.37	9.5	0.62	15.7	0.25	6.4	1000
DG-19426	1	0.63	16.0	0.06	1.5	0.43	11.0	0.75	19.0	0.23	5.8	1000
DGB-7	2	0.63	16.0	0.06	1.5	0.43	11.0	0.75	19.0	0.31	8.0	1000
GRD1062091PA	1	0.63	16.0	0.09	2.4	0.49	12.5	0.87	22.0	0.32	8.0	5000
GRD2075061PA	2	0.75	19.0	0.06	1.5	0.63	16.0	1.00	25.4	0.28	7.0	4000
DGB-11	2	0.75	19.0	0.06	1.5	0.63	16.0	1.00	25.4	0.28	7.0	1000
DG-15512	1	0.75	19.0	0.08	2.0	0.63	15.9	1.00	25.5	0.31	7.9	1000
DG-10134	1	0.75	19.0	0.09	2.4	0.61	15.5	1.00	25.5	0.35	8..8	1000
GRD1075121PA	1	0.75	19.0	0.12	3.0	0.61	15.5	1.00	25.5	0.37	9.5	2500
DG-10187	1	0.79	20.0	0.06	1.5	0.61	15.5	1.00	25.5	0.32	8.0	1000
DGB-10	2	0.87	22.0	0.06	1.5	0.72	18.4	1.00	25.5	0.31	8.0	1000
GRD2087061PA	2	0.87	22.0	0.06	1.5	0.74	18.8	1.00	25.5	0.31	8.0	4000
DGB-13	2	1.00	25.4	0.06	1.5	0.81	20.5	1.18	30.0	0.31	8.0	1000
GRD2100061PA	2	1.00	25.4	0.06	1.5	0.81	20.5	1.18	30.0	0.31	8.0	2000
GRD1100091PA	1	1.00	25.5	0.09	2.4	0.75	19.0	1.44	36.5	0.33	8.4	2000
GRD1125091PA	1	1.26	32.0	0.09	2.4	0.98	25.0	1.54	39.0	0.32	8.0	1000
GRD1125151PA	1	1.26	32.0	0.16	4.0	1.00	25.5	1.54	39.0	0.38	9.5	1000
DG-20	1	1.46	37.1	0.08	2.0	1.14	29.0	1.73	44.0	0.35	9.0	1000
GRD21625375PA	2	1.63	42.0	0.09	2.4	1.22	31.0	1.93	49.0	0.40	10.1	1000

AHG Series
Angular Hole Grommets

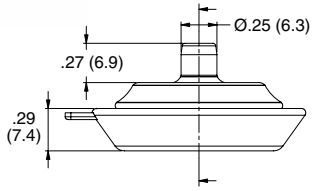

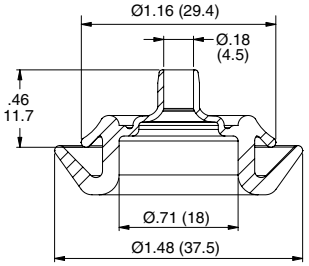

Specifications:
- Materials: EPDM, 60 Shore A
- Color: Black

Features:
- Allows cables to pass through a panel at a maximum 45° angle

Item No.	Ø Cable Size		Panel Thickness D		Ø Mounting Hole		Bulk Pack Qty
	in	mm	in	mm	in	mm	
AHG-1	0.197 - 0.276	5.0 - 7.0	0.079 - 0.098	2.0 - 2.5	0.945	24.0	500

GROMMETS & GROMMET SLEEVES

GRS/RGS Series
Grommet Sleeves

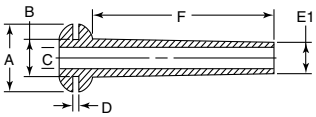

Figure 1

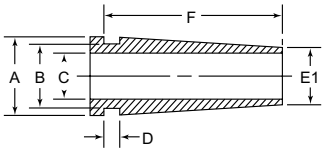

Figure 2

Specifications:
- Material: Flexible PVC
- Color: Black

Features:
- Sleeve design provides additional support and protection for cables/wires passing through panel
- PVC is non-staining; resistant to ozone, acids, and sunlight; with excellent aging qualities



Item No.	Figure	Ø Hole B		Panel Thickness D		Ø A		Ø C		E1		F		Bulk Pack Qty
		in	mm	in	mm	in	mm	in	mm	in	mm	in	mm	
GRS1030151A	1	0.300	7.6	0.156	4.0	0.560	14.2	0.240	6.1	0.311	7.9	1.250	31.8	5000
RGS1-60466	1	0.343	8.7	0.062	1.6	0.560	14.2	0.200	5.1	0.280	7.1	1.650	42.0	4000
GRS1037091A	1	0.374	9.5	0.094	2.4	0.560	14.2	0.250	6.4	0.311	7.9	0.562	14.3	10000
RGS2-12462	2	0.500	12.7	0.125	3.2	0.595	15.1	0.375	9.5	0.468	11.9	1.398	35.5	1000
GRS2050121A	2	0.500	12.7	0.125	3.2	0.595	15.1	0.375	9.5	0.468	11.9	1.398	35.5	2000
RGS2-51409	2	0.500	12.7	0.031	0.8	0.750	19.1	0.381	9.7	0.480	12.2	1.055	26.8	1000
GRS2050031A	2	0.500	12.7	0.031	0.8	0.750	19.1	0.381	9.7	0.480	12.2	1.055	26.8	4000

GRC Series
Stepped Grommets

Specifications:
- Material: Flexible PVC
- Color: Black

Features:
- Protects wires, cables, tubing, hoses
- Accommodates a range of cable sizes
- Can be used as a blanking plug until cut

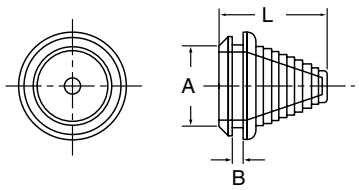

Item No.	Panel Hole Size A		Panel Thickness B		Length L		Cable Range		Bulk Pack Qty
	in	mm	in	mm	in	mm	in	mm	
1251347	0.500	12.7	0.120	3.0	1.270	32.5	0.200 - 0.350	5.0 - 9.0	1000
1251348	0.830	21.0	0.120	3.0	1.080	27.5	0.200 - 0.670	5.0 - 17.0	1000
1251349	1.020	26.0	0.120	3.0	1.160	29.5	0.390 - 0.870	10.0 - 22.0	1000

HG Series
TPE Flexible Hole Grommets

Specifications:
- Material: UL94 HB TPE
- Color: Black
- Temperature Range: -58°F to 203°F (-50°C - 95°C)

Features:
- Suitable for outdoor use in accordance with UL 746C

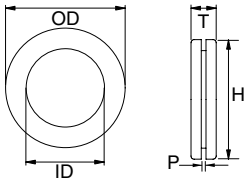

Item No.	Mounting Hole H		Panel Thickness P		ID		OD		Thickness T		Bulk Pack Qty
	in	mm	in	mm	in	mm	in	mm	in	mm	
HG-2	0.190	4.8	0.063	1.6	0.125	3.2	0.313	8.0	0.252	6.4	1000
HG-2.5	0.252	6.4	0.063	1.6	0.156	4.0	0.375	9.5	0.248	6.3	1000
HG-3	0.305	7.7	0.032	0.8	0.188	4.8	0.430	10.9	0.188	4.8	1000
HG-3.5	0.315	8.0	0.063	1.6	0.219	5.5	0.430	10.9	0.217	5.5	1000
HG-4	0.375	9.5	0.094	2.4	0.250	6.4	0.559	14.2	0.276	7.0	1000
HG-5	0.430	10.9	0.063	1.6	0.313	8.0	0.562	14.3	0.188	4.8	1000
HG-17	0.433	11.0	0.079	2.0	0.313	8.0	0.630	16.0	0.276	7.0	1000
HG-6	0.492	12.5	0.063	1.6	0.375	9.5	0.669	17.0	0.276	7.0	1000
HG-8	0.660	16.8	0.063	1.6	0.495	12.6	0.846	21.5	0.250	6.4	1000
HG-9	0.675	17.1	0.063	1.6	0.558	14.2	0.875	22.2	0.188	4.8	1000
HG-11	0.735	18.7	0.063	1.6	0.672	17.1	0.933	23.7	0.188	4.8	1000
HG-10	0.742	18.8	0.063	1.6	0.610	15.5	0.875	22.2	0.219	5.6	1000
HG-18	0.748	19.0	0.094	2.4	0.500	12.7	0.954	24.0	0.280	7.1	1000
HG-12	0.976	24.8	0.063	1.6	0.734	18.6	1.234	31.3	0.313	8.0	1000
HG-14	0.990	25.1	0.063	1.6	0.860	21.8	1.188	30.2	0.313	8.0	1000
HG-16	1.240	31.5	0.063	1.6	0.970	24.6	1.500	38.1	0.313	8.0	1000

GROMMETS

GRO Series
Flexible Hole Grommets

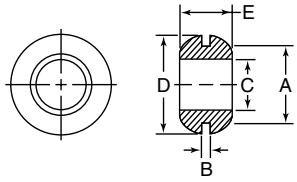



Specifications:
- Material: See Table
- Color: Black

Features:
- Standard PVC material is non-staining; resistant to ozone, acids, and sunlight; with excellent aging qualities

Item No.		Panel Hole Size A		Panel Thickness B		ID C		OD D		Overall Height E		PVC Shore A Rating	Bulk Pack Qty
PVC	TPR	in	mm	in	mm	in	mm	in	mm	in	mm		
GRO018031A	15057	0.188	4.8	0.031	0.8	0.109	2.8	0.315	8.0	0.188	4.8	55	10000
GRO018061A	15058	0.188	4.8	0.063	1.6	0.125	3.2	0.315	8.0	0.250	6.4	55	10000
GRO023041A	—	0.234	6.0	0.047	1.2	0.125	3.2	0.346	8.8	0.156	4.0	55	10000
GRO025031A	15060	0.252	6.4	0.031	0.8	0.156	4.0	0.375	9.5	0.156	4.0	43	10000
GRO025061A	15059	0.252	6.4	0.063	1.6	0.156	4.0	0.375	9.5	0.248	6.3	55	10000
—	15061	0.252	6.4	0.063	1.6	0.188	4.8	0.375	9.5	0.276	7.0	—	10000
GRO025062A	—	0.252	6.4	0.063	1.6	0.188	4.8	0.375	9.5	0.281	7.1	55	10000
GRO025121A	15062	0.252	6.4	0.118	3.0	0.156	4.0	0.375	9.5	0.315	8.0	43	10000
GRO028091A	—	0.281	7.1	0.094	2.4	0.188	4.8	0.438	11.1	0.281	7.1	55	10000
GRO031121A	—	0.313	7.9	0.063	1.6	0.118	3.0	0.433	11.0	0.315	8.0	55	10000
—	15064	0.315	8.0	0.031	0.8	0.188	4.8	0.433	11.0	0.188	4.8	55	10000
GRO031061A	—	0.315	8.0	0.031	0.8	0.216	5.5	0.433	11.0	0.216	5.5	43	10000
—	15065	0.315	8.0	0.063	1.6	0.216	5.5	0.433	11.0	0.216	5.5	—	10000
GRO031031A	—	0.315	8.0	0.031	0.8	0.188	4.8	0.433	11.0	0.188	4.8	55	10000
—	15072	0.375	9.5	0.014	1.2	0.276	7.0	0.543	13.8	0.156	4.0	—	10000
—	15067	0.375	9.5	0.063	1.6	0.188	4.8	0.492	12.5	0.268	6.8	—	10000
GRO037061A	15069	0.375	9.5	0.063	1.6	0.250	6.4	0.559	14.2	0.250	6.4	55	10000
GRO037091A	—	0.375	9.5	0.063	1.6	0.250	6.4	0.559	14.2	0.276	7.0	55	10000
—	15073	0.375	9.5	0.063	1.6	0.315	8.0	0.559	14.2	0.188	4.8	—	10000
—	15074	0.375	9.5	0.063	1.6	0.315	8.0	0.559	14.2	0.315	8.0	—	10000
GRO031041A	—	0.375	9.5	0.047	1.2	0.219	5.6	0.438	11.1	0.156	4.0	55	10000
—	15068	0.375	9.5	0.095	2.4	0.250	6.4	0.559	14.2	0.276	7.0	—	10000
GRO037041A	—	0.375	9.5	0.047	1.2	0.281	7.1	0.563	14.3	0.188	4.8	55	10000
—	15071	0.402	10.2	0.047	1.2	0.276	7.0	0.543	13.8	0.177	4.5	—	10000
GRO040061A	—	0.406	10.3	0.063	1.6	0.283	7.2	0.563	14.3	0.156	4.0	55	10000
GRO043061A	15075	0.433	11.0	0.063	1.6	0.315	8.0	0.559	14.2	0.188	4.8	55	10000
—	15076	0.433	11.0	0.063	1.6	0.315	8.0	0.559	14.2	0.315	8.0	—	10000
—	15078	0.433	11.0	0.063	1.6	0.315	8.0	0.630	16.0	0.250	6.4	—	10000
GRO046071A	—	0.469	11.9	0.078	2.0	0.378	9.6	0.688	17.5	0.266	6.8	55	10000
—	15079	0.492	12.5	0.063	1.6	0.250	6.4	0.630	16.0	0.315	8.0	—	10000
—	15080	0.492	12.5	0.063	1.6	0.315	8.0	0.630	16.0	0.250	6.4	—	10000
GRO050061A	15084	0.492	12.5	0.063	1.6	0.375	9.5	0.669	17.0	0.276	7.0	55	10000
—	15086	0.492	12.5	0.063	1.6	0.433	11.0	0.478	19.0	0.250	6.4	—	10000
GRO050121A	15081	0.492	12.5	0.118	3.0	0.315	8.0	0.630	16.0	0.315	8.0	55	10000
GRO050122A	15083	0.492	12.5	0.118	3.0	0.375	9.5	0.669	17.0	0.346	8.8	55	10000
GRO056061A	15087	0.559	14.2	0.063	1.6	0.433	11.0	0.748	19.0	0.250	6.4	55	10000
GRO062031A	—	0.625	15.9	0.031	0.8	0.438	11.1	0.748	19.0	0.375	9.5	55	10000
GRO062041A	15089	0.629	16.0	0.047	1.2	0.493	12.5	0.807	20.5	0.276	7.0	55	10000
GRO068031A	—	0.688	17.5	0.031	0.8	0.563	14.3	0.875	22.2	0.281	7.1	55	10000
GRO068061A	15090	0.688	17.5	0.063	1.6	0.493	12.5	0.866	22.0	0.250	6.4	55	8000
GRO068062A	—	0.688	17.5	0.063	1.6	0.559	14.2	0.866	22.0	0.188	4.8	55	10000
GRO068121A	—	0.688	17.5	0.125	3.2	0.500	12.7	0.875	22.2	0.313	7.9	55	8000
—	15096	0.748	19.0	0.063	1.6	0.492	12.5	1.004	25.5	0.250	6.4	—	2500
GRO075061A	—	0.748	19.0	0.063	1.6	0.629	16.0	0.866	22.0	0.216	5.5	55	10000
—	15093	0.748	19.0	0.063	1.6	0.629	16.0	0.945	24.0	0.236	6.0	—	7000
GRO075062A	—	0.748	19.0	0.063	1.6	0.689	17.5	0.945	24.0	0.188	4.8	55	10000
—	15095	0.787	20.0	0.063	1.6	0.630	16.0	0.945	24.0	0.256	6.5	—	7000
GRO081041A	—	0.807	20.5	0.047	1.2	0.630	16.0	1.063	27.0	0.315	8.0	55	4000
-	15098	0.807	20.5	0.047	1.2	0.630	16.0	1.063	27.0	0.315	8.0	—	10000
GRO087121A	—	0.875	22.3	0.125	3.2	0.625	15.9	1.063	27.0	0.375	9.5	55	4000
GRO100041A	—	1.000	25.4	0.047	1.2	0.728	18.5	1.236	31.4	0.297	7.5	55	2000
GRO100061A	15099	1.000	25.4	0.063	1.6	0.728	18.5	1.236	31.4	0.315	8.0	55	4000
GRO100062A	—	1.000	25.2	0.063	1.6	0.866	22.0	1.181	30.0	0.315	8.0	55	4000
—	15101	1.000	25.5	0.063	1.6	0.866	22.0	1.181	30.0	0.315	8.0	—	10000
GRO100121A	-	1.000	25.4	0.125	3.2	0.750	19.1	1.250	31.8	0.375	9.5	55	2000
GRO125061A	15102	1.220	31.0	0.063	1.6	1.000	25.4	1.496	38.0	0.307	7.8	55	2000
GRO125031A	—	1.260	32.0	0.031	0.8	1.000	25.4	1.750	44.5	0.250	6.4	55	2000
GRO125121A	—	1.250	31.8	0.125	3.2	1.000	25.4	1.500	38.1	0.359	9.1	55	2000
GRO150061A	15105	1.457	37.0	0.063	1.6	1.228	31.2	1.791	45.5	0.375	9.5	55	1000
GRO150121A	15104	1.500	38.0	0.118	3.0	1.250	32.0	1.813	46.0	0.438	11.0	55	1000
GRO175061A	—	1.750	44.5	0.063	1.6	1.500	38.1	2.000	50.8	0.375	9.5	55	1000
GRO175121A	—	1.750	44.5	0.125	3.2	1.500	38.1	2.000	50.8	0.375	9.5	55	1000
GRO200061A	15106	2.000	50.0	0.063	1.6	1.750	45.0	2.375	60.0	0.406	10.0	55	500
GRO200121A	—	2.000	50.8	0.125	3.2	1.750	44.5	2.375	60.3	0.469	11.9	55	500

GR Series
Rubber Hole Grommets

Specifications:

- Material: SBR (Styrene Butadiene) 60 Durometer
- Color: Black
- Tensile Range: 30 - 100psi
- Temperature Range: 225°F to -50°F (107°C to -46°C)

Features:

- Protects wires, cables, tubing, and hoses
- Installs instantly by simply snapping into hole
- Excellent adhesion, designed to fit standard sheet metal holes



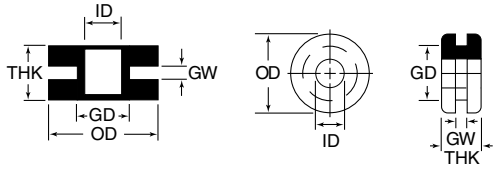

Item No.	Panel Hole GD		Panel Thickness GW		ID		OD		Overall Thickness THK		Bulk Pack Qty
	in	mm	in	mm	in	mm	in	mm	in	mm	
GR3001A	0.250	6.4	0.063	1.6	0.125	3.2	0.344	8.7	0.188	4.8	15000
GR3041A	0.250	6.4	0.063	1.6	0.156	4.0	0.375	9.5	0.188	4.8	12000
GR3053A	0.281	7.2	0.094	2.4	0.188	4.8	0.438	11.1	0.219	5.6	8000
GR3081A	0.313	7.9	0.063	1.6	0.188	4.8	0.438	11.1	0.188	4.8	10000
GR3047A	0.313	7.9	0.063	1.6	0.219	5.6	0.438	11.1	0.188	4.8	15000
GR3146A	0.313	7.9	0.125	3.2	0.188	4.8	0.438	11.1	0.250	6.4	10000
GR3105A	0.313	7.9	0.250	6.4	0.188	4.8	0.438	11.1	0.375	9.5	5000
GR3165A	0.375	9.5	0.063	1.6	0.250	6.4	0.563	14.3	0.250	6.4	6000
GR3164A	0.375	9.5	0.094	2.4	0.250	6.4	0.500	12.7	0.250	6.4	5000
GR3166A	0.375	9.5	0.125	3.2	0.250	6.4	0.500	12.7	0.281	7.2	5000
GR3028A	0.375	9.5	0.188	4.8	0.188	4.8	0.625	15.9	0.375	9.5	3300
GR3009A	0.375	9.5	0.375	9.5	0.313	7.9	0.563	14.3	0.500	12.7	3000
GR3400A	0.406	10.3	0.125	3.2	0.266	6.8	0.625	15.9	0.375	9.5	6000
GR3002A	0.438	11.1	0.063	1.6	0.250	6.4	0.625	15.9	0.188	4.8	5000
GR3104A	0.438	11.1	0.094	2.4	0.313	7.9	0.625	15.9	0.313	7.9	4000
GR3127A	0.438	11.1	0.188	4.8	0.250	6.4	0.625	15.9	0.313	7.9	2500
GR3384A	0.465	11.8	0.095	2.4	0.250	6.4	0.765	19.4	0.294	7.5	5000
GR3027A	0.469	11.9	0.250	6.4	0.250	6.4	0.625	15.9	0.500	12.7	5000
GR3016A	0.500	12.7	0.125	3.2	0.375	9.5	0.625	15.9	0.406	10.3	7000
GR3250A	0.500	12.7	0.125	3.2	0.375	9.5	0.625	15.9	0.313	7.9	7000
GR3091A	0.500	12.7	0.188	4.8	0.250	6.4	0.625	15.9	0.438	11.1	3500
GR3033A	0.500	12.7	0.250	6.4	0.375	9.5	0.750	19.1	0.500	12.7	4800
GR3209A	0.500	12.7	0.375	9.5	0.375	9.5	0.625	15.9	0.625	15.9	5500
GR3017A	0.531	13.5	0.125	3.2	0.375	9.5	0.750	19.1	0.375	9.5	5000
GR3065A	0.563	14.3	0.063	1.6	0.313	7.9	0.813	20.6	0.313	7.9	4000
GR3035A	0.563	14.3	0.188	4.8	0.375	9.5	0.813	20.6	0.375	9.5	5000
GR3123A	0.563	14.3	0.375	9.5	0.375	9.5	0.750	19.1	0.750	19.1	2000
GR3076A	0.625	15.9	0.063	1.6	0.375	9.5	0.875	22.2	0.313	7.9	5000
GR3150A	0.625	15.9	0.125	3.2	0.375	9.5	0.875	22.2	0.375	9.5	4000
GR3110A	0.625	15.9	0.250	6.4	0.375	9.5	0.875	22.2	0.500	12.7	2700
GR3183A	0.625	15.9	0.375	9.5	0.406	10.3	0.813	20.6	0.625	15.9	2000
GR3131A	0.688	17.5	0.188	4.8	0.438	11.1	0.938	23.8	0.438	11.1	3000
GR3218A	0.750	19.1	0.156	4.0	0.500	12.7	0.938	23.8	0.406	10.3	3000
GR3132A	0.813	20.6	0.188	4.8	0.500	12.7	1.063	27.0	0.438	11.1	2000
GR3134A	0.813	20.6	0.188	4.8	0.563	14.3	1.063	27.0	0.438	11.1	1600
GR3113A	0.813	20.6	0.250	6.4	0.563	14.3	1.063	27.0	0.500	12.7	1500
GR3080A	0.875	22.2	0.063	1.6	0.625	15.9	1.125	28.6	0.313	7.9	2500
GR3155A	0.875	22.2	0.125	3.2	0.625	15.88	1.125	28.58	0.375	9.53	2400
GR3100A	0.875	22.2	0.188	4.8	0.563	14.3	1.063	27.0	0.438	11.1	2500
GR3135A	0.875	22.2	0.188	4.8	0.625	15.9	1.125	28.6	0.438	11.1	2000
GR3114A	0.875	22.2	0.250	6.4	0.625	15.9	1.125	28.6	0.500	12.7	1500
GR3101A	0.875	22.2	0.375	9.5	0.563	14.3	1.063	27.0	0.625	15.9	1500
GR3342A	0.969	24.6	0.375	9.5	0.688	17.5	1.313	33.3	0.625	15.9	1000
GR3068A	1.000	25.4	0.063	1.6	0.688	17.5	1.313	33.3	0.375	9.5	1500
GR3156A	1.000	25.4	0.125	3.2	0.688	17.5	1.313	33.3	0.438	11.1	1500
GR3136A	1.000	25.4	0.188	4.8	0.688	17.5	1.313	33.3	0.500	12.7	1500
GR3115A	1.000	25.4	0.250	6.4	0.688	17.5	1.313	33.3	0.563	14.3	1200
GR3390A	1.000	25.4	0.250	6.4	0.875	22.2	1.250	31.8	0.625	15.9	1000
GR3219A	1.000	25.4	0.266	6.8	0.500	12.7	1.375	34.9	0.500	12.7	1100
GR3031A	1.063	27.0	0.063	1.6	0.750	19.1	1.375	34.9	0.375	9.5	1000
GR3157A	1.063	27.0	0.125	3.2	0.750	19.1	1.375	34.9	0.438	11.1	1400
GR3137A	1.063	27.0	0.188	4.8	0.750	19.1	1.375	34.9	0.500	12.7	1000
GR3116A	1.063	27.0	0.250	6.4	0.750	19.1	1.375	34.9	0.563	14.3	1200
GR3246A	1.188	30.2	0.141	3.6	0.875	22.2	1.375	34.9	0.406	10.3	1800
GR3158A	1.250	31.8	0.125	3.2	0.750	19.1	1.625	41.3	0.313	7.9	1300
GR3160A	1.250	31.8	0.125	3.2	0.875	22.2	1.625	41.3	0.500	12.7	850
GR3259A	1.250	31.8	0.125	3.2	0.875	22.2	1.562	39.7	0.750	19.1	550
GR3138A	1.250	31.8	0.188	4.8	0.875	22.2	1.625	41.3	0.563	14.3	750
GR3117A	1.250	31.8	0.250	6.4	0.750	19.1	1.625	41.3	0.438	11.1	1000
GR3118A	1.250	31.8	0.250	6.4	0.875	22.2	1.625	41.3	0.625	15.9	800
GR3062A	1.250	31.8	0.250	6.4	1.000	25.4	1.500	38.1	0.500	12.7	1000
GR3410A	1.250	31.8	0.470	11.9	0.750	19.1	1.500	38.1	0.660	16.8	600
GR3072A	1.375	34.9	0.063	1.6	1.000	25.4	1.750	44.5	0.438	11.1	700
GR3161A	1.375	34.9	0.125	3.2	1.000	25.4	1.750	44.5	0.500	12.7	700
GR3139A	1.375	34.9	0.188	4.8	1.000	25.4	1.750	44.5	0.563	14.3	500
GR3119A	1.375	34.9	0.250	6.4	1.000	25.4	1.750	44.5	0.625	15.9	500
GR3064A	1.500	38.1	0.063	1.6	1.125	28.6	1.875	47.6	0.375	9.5	700
GR3180A	1.500	38.1	0.156	4.0	1.188	30.2	1.750	44.5	0.406	10.3	800
GR3262A	1.500	38.1	0.250	6.4	1.250	31.8	2.000	50.8	0.516	13.1	500
GR3267A	1.500	38.1	0.250	6.4	1.250	31.8	1.750	44.5	0.500	12.7	600
GR3087A	1.625	41.3	0.063	1.6	0.875	22.2	2.000	50.8	0.438	11.1	600
GR3383A	1.625	41.3	0.125	3.2	1.375	34.9	1.875	47.6	0.406	10.3	750
GR3266A	1.625	41.3	0.188	4.8	1.250	31.8	1.875	47.6	0.500	12.7	700
GR3173A	1.703	43.3	0.516	13.1	1.500	38.1	2.094	53.2	0.752	19.1	400
GR3073A	1.750	44.5	0.063	1.6	1.500	38.1	2.125	54.0	0.438	11.1	500
GR3409A	1.750	44.5	0.075	1.9	1.625	41.3	2.100	53.3	0.260	6.6	900
GR3163A	1.750	44.5	0.125	3.2	1.500	38.1	2.125	54.0	0.500	12.7	600
GR3141A	1.750	44.5	0.188	4.8	1.500	38.1	2.125	54.0	0.563	14.3	500
GR3121A	1.750	44.5	0.250	6.4	1.500	38.1	2.125	54.0	0.625	15.9	400
GR3295A	1.750	44.5	0.375	9.5	1.500	38.1	2.125	54.0	0.750	19.1	300
GR3301A	2.000	50.8	0.094	2.4	1.500	38.1	2.375	60.3	0.375	9.5	450
GR3239A	2.000	50.8	0.188	4.8	1.625	41.3	2.250	57.2	0.750	19.1	600
GR3296A	2.000	50.8	0.250	6.4	1.750	44.5	2.500	63.5	0.531	13.5	300
GR3334A	2.000	50.8	0.250	6.4	1.750	44.5	2.500	63.5	0.560	14.2	300
GR3145A	2.500	63.5	0.063	1.6	2.125	54.0	2.875	73.0	0.438	11.1	300
GR3318A	2.500	63.5	0.250	6.4	2.000	50.8	3.000	76.2	0.563	14.3	200
GR3404A	2.500	63.5	0.250	6.4	2.250	57.2	3.000	76.2	0.625	15.9	175
GR3405A	2.500	63.5	0.328	8.3	2.250	57.2	3.000	76.2	0.719	18.3	175
GR3406A	2.500	63.5	0.375	9.5	2.250	57.2	3.000	76.2	0.750	19.1	175

GROMMETS

Metric Hole Grommets

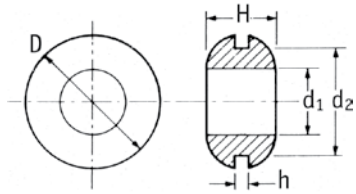

Item No.		Mounting Hole d2	Panel Hole Thickness h	d1	D	H	Bulk Pack Qty
PVC	EPDM	mm	mm	mm	mm	mm	
498021	498062	5.0	1.0	2.0	8.0	4.0	1000
498022	498063	5.0	1.5	2.0	8.0	4.5	1000
498023	498064	5.0	2.0	2.0	8.0	5.0	1000
498024	498065	5.0	1.0	3.0	8.0	4.0	1000
498025	498066	5.0	1.5	3.0	8.0	4.5	1000
498026	498067	5.0	2.0	3.0	8.0	5.0	1000
498027	498068	7.0	1.5	3.0	10.0	6.0	500
498028	498070	8.0	1.0	4.0	11.0	8.0	500
498029	498071	8.0	2.0	4.0	11.0	6.0	500
498030	498072	8.0	3.0	4.0	11.0	7.0	500
498031	498073	8.0	1.0	6.0	11.0	5.0	500
498032	498074	8.0	2.0	6.0	11.0	6.0	500
—	498075	9.0	1.0	6.0	12.0	5.0	500
—	498076	9.0	1.5	6.0	12.0	5.5	500
—	498077	9.0	2.0	6.0	12.0	6.0	500
—	498078	9.0	3.0	6.0	12.0	7.0	500
—	498079	9.0	4.0	6.0	12.0	8.0	500
498033	498080	10.0	1.0	6.0	14.0	6.0	500
498034	498081	10.0	1.5	6.0	14.0	6.5	500
498035	498082	10.0	2.0	6.0	14.0	7.0	500
498036	498083	10.0	3.0	6.0	14.0	8.0	500
498037	498084	10.0	1.0	8.0	14.0	6.0	500
498038	498085	10.0	1.5	8.0	14.0	6.5	500
498039	498086	10.0	2.0	8.0	14.0	7.0	500
498040	498087	10.0	3.0	8.0	14.0	8.0	500
—	498088	11.0	1.0	8.0	16.0	6.0	250
—	498089	11.0	2.0	8.0	16.0	7.0	250
—	498090	11.0	3.0	8.0	16.0	8.0	250
—	498091	11.0	4.0	8.0	16.0	9.0	250
498041	498092	12.0	1.0	8.0	16.0	6.0	250
498042	498093	12.0	2.0	8.0	16.0	7.0	250
498043	498094	12.0	3.0	8.0	16.0	8.0	250
498044	498095	12.0	4.0	8.0	16.0	9.0	250
498045	498096	12.0	1.0	10.0	16.0	6.0	250
498046	498097	12.0	1.5	10.0	16.0	6.5	250
498047	498098	12.0	2.0	10.0	16.0	7.0	250
498048	498099	12.0	3.0	10.0	16.0	8.0	250
—	498100	14.0	1.0	11.0	18.0	6.0	250
—	498101	14.0	2.0	11.0	18.0	7.0	250
—	498102	14.0	3.0	11.0	18.0	8.0	250
498049	498103	15.0	1.0	11.0	20.0	6.0	250
498050	498104	15.0	2.0	11.0	20.0	7.0	250
498051	498105	15.0	3.0	11.0	20.0	8.0	250
498052	498106	15.0	4.0	11.0	20.0	9.0	250
498053	498107	18.0	1.0	12.0	22.0	6.0	250
498054	498108	18.0	2.0	12.0	22.0	7.0	250
498055	498109	18.0	3.0	12.0	22.0	8.0	250
498056	498110	18.0	4.0	12.0	22.0	9.0	250
498057	498111	22.0	1.0	16.0	27.0	7.0	100
498058	498112	22.0	1.5	16.0	27.0	7.5	100
498059	498113	22.0	2.0	16.0	27.0	8.0	100
498060	498114	22.0	3.0	16.0	27.0	9.0	100
498061	498115	22.0	4.0	16.0	27.0	10.0	100
—	498116	27.0	1.0	21.0	34.0	9.0	50
—	498117	27.0	2.0	21.0	34.0	10.0	50
—	498118	27.0	3.0	21.0	34.0	11.0	50
—	498119	27.0	4.0	21.0	34.0	12.0	50
—	498120	40.0	1.0	31.0	48.0	12.0	25
—	498121	40.0	2.0	31.0	48.0	13.0	25
—	498122	40.0	3.0	31.0	48.0	14.0	25
—	498123	40.0	4.0	31.0	48.0	15.0	25
—	498124	52.0	1.0	41.0	60.0	13.0	10
—	498125	52.0	2.0	41.0	60.0	14.0	10
—	498126	52.0	3.0	41.0	60.0	15.0	10
—	498127	52.0	4.0	41.0	60.0	16.0	10

Specifications:
- Material: See Table
- Color: Black

Features:
- Protects wires, cables, tubing, and hoses
- Installs instantly by simply snapping into hole
- Excellent adhesion, designed to fit standard sheet metal holes
- EPDM is a heat resistant material for use in extreme temperature environments: -40° - 257°F

GRQ/QFG Series
Quick Fit Flexible Grommets

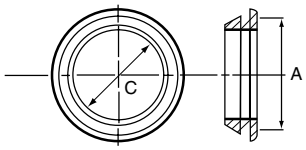

Specifications:
- Material: Elastomer
- Color: Black

Features:
- Protects wires, cables, tubing and hoses
- Quickly snaps into hole

Item No.				Ø Mounting Hole A		C ID Ref.		Bulk Pack Qty
Panel Thickness 0.059 (1.5)	Panel Thickness 0.079 (2.0)	Panel Thickness 0.118 (3.0)	Panel Thickness 0.138 (3.5)	in	mm	in	mm	
16200	16210	16220	—	0.394	10.0	0.236	6.0	5000
QFG-16200	—	QFG-16220	—	0.394	10.0	0.236	6.0	1000
16201	16211	16221	—	0.433	11.0	0.276	7.0	10000
QFG-16201	—	—	—	0.433	11.0	0.276	7.0	1000
16202	16212	16222	—	0.472	12.0	0.315	8.0	10000
—	—	QFG-16222	—	0.472	12.0	0.315	8.0	1000
16203	16213	16223	—	0.551	14.0	0.394	10.0	10000
QFG-16203	—	QFG-16223	—	0.551	14.0	0.394	10.0	1000
16204	16214	16224	—	0.630	16.0	0.472	12.0	10000
QFG-16204	—	QFG-16224	—	0.630	16.0	0.472	12.0	1000
16205	16215	16225	—	0.709	18.0	0.551	14.0	10000
QFG-16205	—	—	—	0.709	18.0	0.551	14.0	1000
—	—	—	QFG-1	0.728-0.787	18.5-20.0	0.512	13.0	1000
16206	16216	16226	—	0.787	20.0	0.630	16.0	4000
16207	16217	16227	—	0.866	22.0	0.709	18.0	4000
QFG-16207	—	—	—	0.866	22.0	0.709	18.0	1000
—	—	—	QFG-2	0.984-1.024	25.0-26.0	0.709	18.0	1000
16208	16218	16228	—	1.024	26.0	0.866	22.0	4000
—	—	QFG-16228	—	1.024	26.0	0.866	22.0	1000
16209	16219	16229	—	1.102	28.0	0.945	24.0	2000
QFG-16209	—	QFG-16229	—	1.102	28.0	0.945	24.0	1000

PGSA Series
Shallow Open Insulation Bushings

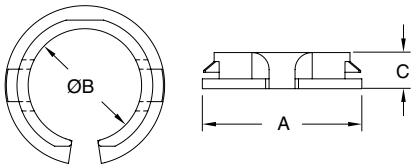

Specifications:
- Material: UL94 V-2 Nylon 6/6
- Color: Black

Features:
- Molded with shallow overall height for applications with limited space
- Open design allows bushing to be assembled into holes that already contain a bundle
- Protects wires, cables, and tubing from sharp edges of sheet metal holes

Item No.	Approval	Ø Mounting Hole		Panel Thickness Range		OD A Ref.		ID B		Overall Height C		Bulk Pack Qty
		in	mm	in	mm	in	mm	in	mm	in	mm	
PGSA-0407A		0.276	7.0	0.016 - 0.039	0.4 - 1.0	0.410	10.4	0.190	4.8	0.200	5.0	1000
PGSA-1013A		0.512	13.0	0.039 - 0.059	1.0 - 1.5	0.640	16.2	0.360	9.2	0.210	5.3	500
PGSA-1316A		0.630	16.0	0.039 - 0.055	1.0 - 1.4	0.760	19.4	0.480	12.2	0.210	5.4	500
PGSA-1519A		0.748	19.0	0.039 - 0.059	1.0 - 1.5	0.890	22.7	0.560	14.3	0.220	5.7	500
PGSA-1822A		0.866	22.0	0.031 - 0.063	0.8 - 1.6	1.000	25.5	0.690	17.6	0.220	5.6	500
PGSA-2024A		0.945	24.0	0.039 - 0.063	1.0 - 1.6	1.060	27.0	0.770	19.5	0.210	5.3	500
PGSA-2327A		1.067	27.1	0.016 - 0.039	0.4 - 1.0	1.380	35.1	0.900	22.9	0.240	6.0	200
PGSA-2529A		1.142	29.0	0.016 - 0.043	0.4 - 1.1	1.380	35.1	0.970	24.5	0.280	7.0	200

We make finding your ideal product easy!

Need help? Call us!
800 847 0486

BUSHINGS

PGSB/22MP
Closed Insulation Bushings

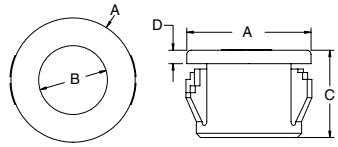



Specifications:
- Material: 22MP: UL94 V-2 Heat Stabilized Nylon 6
  Material: PGSB: Ul94 V-2 Nylon 6/6
- Color: See Table

Features:
- Easy to snap into common panel thicknesses
- Protects wires, cables and tubing from sharp edges of sheet metal holes

Item No. Black	Item No. White	Approval	Ø Mounting Hole in	Ø Mounting Hole mm	Panel Thickness in	Panel Thickness mm	Ø A in	Ø A mm	ID B in	ID B mm	Overall Height C in	Overall Height C mm	Head Height D in	Head Height D mm	Bulk Pack Qty
• 22MP01010	• 22MP01010W		0.189	4.8	0.063 - 0.067	1.6 - 1.7	0.260	6.5	0.125	3.2	0.240	6.0	0.051	1.4	1000
• 22MP01017	• 22MP01017W		0.187	4.8	0.062	1.6	0.250	6.4	0.125	3.2	0.234	6.2	0.062	1.6	1000
• 22MP02502	• 22MP02502W		0.250	6.4	0.062	1.6	0.312	7.9	0.125	3.2	0.312	7.9	0.063	1.6	1000
• 22MP03123	• 22MP03123W		0.312	7.9	0.062	1.6	0.375	9.5	0.187	4.7	0.312	7.9	0.063	1.6	1000
• 22MP01015	• 22MP01015W		0.312	7.9	0.062	1.6	0.375	9.5	0.240	6.1	0.237	6.0	0.050	1.3	1000
• 22MP03753	• 22MP03753W		0.375	9.5	0.031 - 0.125	0.8 - 3.2	0.468	11.9	0.187	4.7	0.406	10.3	0.055	1.4	1000
• 22MP03754	• 22MP03754W		0.375	9.5	0.031 - 0.125	0.8 - 3.2	0.468	11.9	0.250	6.4	0.406	10.3	0.055	1.4	1000
PGSB-0710	PGSB-0710W		0.394	10.0	0.031 - 0.125	0.8 - 1.6	0.472	12.0	0.284	7.2	0.260	6.6	0.051	1.3	1000
• 22MP04374	• 22MP04374W		0.437	11.1	0.031 - 0.125	0.8 - 3.2	0.531	13.5	0.270	6.9	0.406	10.3	0.055	1.4	500
• 22MP04375	• 22MP04375W		0.437	11.1	0.031 - 0.125	0.8 - 3.2	0.531	13.5	0.312	7.9	0.406	10.3	0.055	1.4	500
• 22MP04376	• 22MP04376W		0.437	11.1	0.031 - 0.125	0.8 - 3.2	0.531	13.5	0.243	6.4	0.406	10.3	0.055	1.4	500
• 22MP01020	—		0.468	11.9	0.062	1.6	0.531	13.5	0.343	8.7	0.250	6.4	0.050	1.3	500
• 22MP05004	• 22MP05004W		0.500	12.7	0.031 - 0.125	0.8 - 3.2	0.578	14.7	0.250	6.4	0.406	10.3	0.063	1.6	500
• 22MP05005	• 22MP05005W		0.500	12.7	0.031 - 0.125	0.8 - 3.2	0.578	14.7	0.312	7.9	0.406	10.3	0.063	1.6	500
• 22MP01030	—		0.500	12.7	0.062	1.6	0.562	14.3	0.375	9.5	0.250	6.4	0.063	1.6	500
• 22MP05006	• 22MP05006W		0.500	12.7	0.125	3.2	0.578	14.7	0.375	9.5	0.406	10.3	0.062	1.6	1000
PGSB-1013	—		0.512	13.0	0.031 - 0.118	0.8	0.591	15.0	0.402	10.2	0.354	9.0	0.051	1.3	500
• 22MP01040	—		0.531	13.5	0.062	1.6	0.593	15.1	0.406	10.3	0.250	6.4	0.063	1.6	500
• 22MP05625	• 22MP05625W		0.562	14.3	0.031 - 0.125	0.8 - 3.2	0.656	16.7	0.312	7.9	0.406	10.3	0.063	1.6	500
• 22MP05626	• 22MP05626W		0.562	14.3	0.031 - 0.125	0.8 - 3.2	0.656	16.7	0.391	9.9	0.406	10.3	0.063	1.6	500
• 22MP05627	• 22MP05627W		0.562	14.3	0.031 - 0.125	0.8 - 3.2	0.656	16.7	0.437	11.1	0.406	10.3	0.063	1.6	500
• 22MP06254	• 22MP06254W		0.625	15.9	0.031 - 0.125	0.8 - 3.2	0.718	18.2	0.250	6.4	0.406	10.3	0.063	1.6	500
• 22MP06257	• 22MP06257W		0.625	15.9	0.031 - 0.125	0.8 - 3.2	0.718	18.2	0.437	11.1	0.406	10.3	0.063	1.6	500
• 22MP01050	—		0.625	15.9	0.062	1.6	0.703	17.9	0.500	12.7	0.250	6.4	0.063	1.6	500
• 22MP06258	—		0.630	16.0	0.055 - 0.139	1.4 - 3.5	0.709	18.0	0.504	12.8	0.413	10.5	0.059	1.5	500
• 22MP06878	—		0.687	17.5	0.031 - 0.125	0.8 - 3.2	0.781	19.8	0.500	12.7	0.406	10.3	0.063	1.6	200
• 22MP06879	—		0.687	17.5	0.031 - 0.125	0.8 - 3.2	0.781	19.8	0.562	14.3	0.406	10.3	0.063	1.6	200
PGSB-1519	—		0.748	19.0	0.039 - 0.130	1.3	0.854	21.7	0.602	15.3	0.433	11.0	0.059	1.5	200
• 22MP07508	—		0.750	19.1	0.031 - 0.125	0.8 - 3.2	0.843	21.4	0.500	12.7	0.406	10.3	0.063	1.6	200
• 22MP07509	—		0.750	19.1	0.031 - 0.125	0.8 - 3.2	0.843	21.4	0.562	14.3	0.406	10.3	0.063	1.6	200
• 22MP01060	—		0.750	19.1	0.062	1.6	0.828	21.0	0.625	15.9	0.250	6.4	0.063	1.6	200
• 22MP07506	• 22MP07506W		0.750	19.1	0.125	3.2	0.843	21.4	0.375	9.5	0.406	10.3	0.062	1.6	1000
• 22MP07510	• 22MP07510W		0.750	19.1	0.125	3.2	0.843	21.4	0.625	15.9	0.406	10.3	0.062	1.6	1000
• 22MP01070	—		0.781	19.8	0.062	1.6	0.859	21.8	0.625	15.9	0.250	6.4	0.063	1.6	200
• 22MP08109	• 22MP08109W		0.812	20.6	0.125	3.2	0.890	22.6	0.562	14.3	0.406	10.3	0.062	1.6	1000
• 22MP08110	• 22MP08110W		0.812	20.6	0.125	3.2	0.890	22.6	0.625	15.9	0.406	10.3	0.062	1.6	1000
PGSB-1822	—		0.866	22.0	0.035 - 0.091	0.9 - 2.3	0.976	24.8	0.717	18.2	0.453	11.5	0.059	1.5	500
• 22MP08708	—		0.875	22.2	0.031 - 0.125	0.8 - 3.2	0.953	24.2	0.500	12.7	0.453	11.5	0.063	1.6	200
• 22MP08709	—		0.875	22.2	0.031 - 0.125	0.8 - 3.2	0.953	24.2	0.562	14.3	0.453	11.5	0.063	1.6	200
• 22MP08710	—		0.875	22.2	0.031 - 0.125	0.8 - 3.2	0.953	24.2	0.625	15.9	0.453	11.5	0.063	1.6	200
• 22MP08711	—		0.875	22.2	0.031 - 0.125	0.8 - 3.2	0.953	24.2	0.687	17.5	0.453	11.5	0.063	1.6	200
• 22MP01080	—		0.875	22.2	0.062	1.6	0.937	23.8	0.750	19.1	0.250	6.4	0.063	1.6	200
• 22MP08706	• 22MP08706W		0.875	22.2	0.125	3.2	0.953	24.2	0.375	9.5	0.453	11.5	0.062	1.6	500
• 22MP08707	• 22MP08707W		0.875	22.2	0.125	3.2	0.953	24.2	0.437	11.1	0.453	11.5	0.062	1.6	500
• 22MP10012	—		1.000	25.4	0.031 - 0.125	0.8 - 3.2	1.125	28.6	0.766	19.5	0.453	11.5	0.063	1.6	200
• 22MP10913	—		1.097	27.9	0.031 - 0.125	0.8 - 3.2	1.218	31.0	0.812	20.6	0.453	11.5	0.063	1.6	100
• 22MP10914	—		1.097	27.9	0.031 - 0.125	0.8 - 3.2	1.218	31.0	0.875	22.2	0.453	11.5	0.063	1.6	100
• 22MP10915	—		1.097	27.9	0.031 - 0.125	0.8 - 3.2	1.218	31.0	0.937	23.8	0.453	11.5	0.063	1.6	100
PGSB-2428	—		1.102	28.0	0.039 - 0.130	13.3	1.240	31.5	0.945	24.0	0.441	11.2	0.059	1.5	200
PGSB-2530	—		1.181	30.0	0.039 - 0.122	13.1	1.319	33.5	0.984	25.0	0.453	11.5	0.071	1.8	100
• 22MP11815	• 22MP11815W		1.187	30.2	0.125	3.2	1.312	33.3	0.937	23.8	0.453	11.5	0.062	1.6	250
• 22MP12515	—		1.250	31.8	0.031 - 0.125	0.8 - 3.2	1.312	33.3	0.937	23.8	0.453	11.5	0.063	1.6	100
PGSB-2634	—		1.347	34.2	0.039 - 0.126	13.2	1.496	38.0	1.031	26.2	0.453	11.5	0.059	1.5	100
• 22MP13716	—		1.375	34.9	0.031 - 0.125	0.8 - 3.2	1.468	37.3	1.000	25.4	0.453	11.5	0.063	1.6	100
• 22MP15017	—		1.500	38.1	0.031 - 0.125	0.8 - 3.2	1.609	40.9	1.062	27.0	0.453	11.5	0.063	1.6	100
• 22MP15018	—		1.500	38.1	0.031 - 0.125	0.8 - 3.2	1.609	40.9	1.125	28.6	0.453	11.5	0.063	1.6	100
• 22MP15021	—		1.500	38.1	0.031 - 0.125	0.8 - 3.2	1.609	40.9	1.312	33.3	0.453	11.5	0.063	1.6	100
• 22MP17522	—		1.750	44.5	0.031 - 0.125	0.8 - 3.2	1.875	47.6	1.375	34.9	0.453	11.5	0.063	1.6	100
• 22MP20026	—		2.000	50.8	0.031 - 0.125	0.8 - 3.2	2.125	54.0	1.640	41.7	0.453	11.5	0.063	1.6	100
• 22MP22529	—		2.250	57.2	0.031 - 0.125	0.8 - 3.2	2.125	54.0	1.750	44.5	0.453	11.5	0.063	1.6	100
PGSB-43	—		2.250	57.2	0.250	6.4	2.480	63.0	1.850	47.0	0.720	18.2	0.063	1.6	100
• 22MP25031	• 22MP25031W		2.500	63.5	0.125	3.2	2.710	68.8	1.965	49.9	0.725	18.4	0.062	1.6	100
BSI047A	—		3.000	76.2	0.250	6.4	3.160	80.3	2.470	62.7	0.720	18.2	—	—	350
• 22MP30039	• 22MP30039W		3.000	76.2	0.250	6.3	3.160	80.2	2.470	62.7	0.720	18.2	0.062	1.6	100
• 22MP33745	• 22MP33745W		3.375	85.7	0.250	6.3	3.660	92.9	2.812	71.4	0.720	18.2	0.062	1.6	100
• 22MP35047	• 22MP35047W		3.500	88.9	0.250	6.3	3.660	92.9	2.940	74.6	0.720	18.2	0.062	1.6	100
• 22MP40055	• 22MP40055W		4.000	101.6	0.250	6.3	4.170	105.9	3.460	87.8	0.720	18.2	0.062	1.6	50

PGSB-A/NM22OCB Series
Standard Open Insulation Bushings

LINE EXTENSION

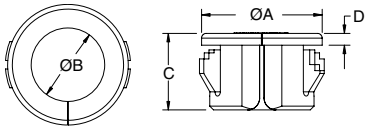

Specifications:
- Material: UL94 V-2 Nylon 6/6
- Color: Black

Features:
- Easy to push in design locks into place at common panel thicknesses
- Split design allows bushing to be assembled into holes that already contained a bundle
- Protects wires, cables, and tubing from sharp edges of sheet metal holes



Item No.	Approval	Ø Mounting Hole in	Ø Mounting Hole mm	Panel Thickness Range in	Panel Thickness Range mm	Ø A Ref. in	Ø A Ref. mm	ID B in	ID B mm	Overall Height C in	Overall Height C mm	Head Height D in	Head Height D mm	Bulk Pack Qty
PGSB-0609A		0.375	9.5	0.028 - 0.067	0.7 - 1.7	0.450	11.4	0.260	6.6	0.260	6.5	0.051	1.3	1000
PGSB-1A		0.375	9.5	0.031 - 0.125	0.8 - 3.2	0.420	10.7	0.265	6.7	0.390	9.9	0.051	1.3	1000
• NM22OCB0375		0.375	9.5	0.031 - 0.125	0.8 - 3.2	0.484	12.3	0.264	6.7	0.406	10.3	0.062	1.6	100
PGSB-2A		0.437	11.1	0.031 - 0.125	0.8 - 3.2	0.500	12.7	0.312	7.9	0.406	10.3	0.063	1.6	1000
• NM22OCB0500		0.500	12.7	0.031 - 0.125	0.8 - 3.2	0.610	15.5	0.315	8.0	0.406	10.3	0.062	1.6	100
PGSB-1013A		0.512	13.0	0.031 - 0.138	0.8 - 3.5	0.590	14.9	0.350	9.0	0.410	10.5	0.059	1.5	500
PGSB-3A		0.562	14.3	0.031 - 0.125	0.8 - 3.2	0.640	16.3	0.390	9.9	0.406	10.3	0.063	1.6	500
• NM22OCB0625		0.625	15.9	0.031 - 0.125	0.8 - 3.2	0.736	18.7	0.453	11.5	0.406	10.3	0.062	1.6	100
PGSB-1216A		0.650	16.5	0.028 - 0.130	0.7 - 3.3	0.730	18.6	0.480	12.3	0.390	10.0	0.039	1.0	500
PGSB-1316A		0.630	16.0	0.047 - 0.138	1.2 - 3.5	0.710	18.0	0.410	10.5	0.410	10.5	0.063	1.6	500
PGSB-1519A		0.748	19.0	0.047 - 0.130	1.2 - 3.3	0.810	20.6	0.570	14.5	0.430	11.0	0.051	1.3	200
• NM22OCB0750		0.750	18.9	0.031 - 0.125	0.8 - 3.2	0.846	21.5	0.516	13.1	0.406	10.3	0.062	1.6	100
PGSB-1822A		0.866	22.0	0.039 - 0.138	1.0 - 3.5	0.980	24.8	0.680	17.3	0.450	11.5	0.063	1.6	200
• NM22OCB0875		0.875	22.2	0.031 - 0.125	0.8 - 3.2	0.976	24.8	0.669	17.0	0.406	10.3	0.062	1.6	100
PGSB-9A		0.984	25.0	0.031 - 0.118	0.8 - 3.0	1.039	26.4	0.803	20.4	0.406	10.3	0.063	1.6	200
• NM22OCB1000		1.000	25.4	0.031 - 0.125	0.8 - 3.2	1.103	28.0	0.795	20.2	0.406	10.3	0.062	1.6	100
PGSB-5A		1.093	27.8	0.031 - 0.125	0.8 - 3.2	1.156	29.4	0.875	22.2	0.406	10.3	0.063	1.6	200
PGSB-6A		1.250	31.8	0.031 - 0.125	0.8 - 3.2	1.343	34.1	1.046	26.6	0.406	10.3	0.063	1.6	200
PGSB-7A		1.375	34.9	0.031 - 0.125	0.8 - 3.2	1.468	37.3	1.171	29.7	0.406	10.3	0.063	1.6	200
PGSB-8A		1.500	38.1	0.031 - 0.125	0.8 - 3.2	1.578	40.1	1.250	31.7	0.421	10.7	0.063	1.6	200

ASB Series
Armor Bushings

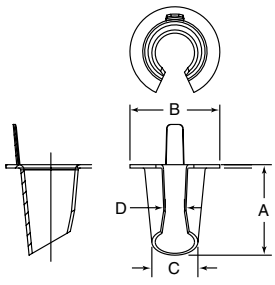

Specifications:
- Material: Polypropylene
- Color: Red

Features:
- Fits armored cable and flexible metal conduit sizes
- Features high dielectric strength and assures insulation on all sharp edges

Item No.	Approvals	Size	A in	A mm	B in	B mm	C ni	C mm	D in	D mm	Cable Size	Trade Size in	Bulk Pack Qty
ASB0A		0	0.560	14.22	0.671	17.04	0.380	9.650	0.312	7.92	14/2, 14/3, 12/2	5/16	30000
ASB1A		1	0.650	16.51	0.671	17.04	0.450	11.43	0.312	7.92	14/4, 12/3, 6/1, 4/1	3/8	20000
ASB2A		2	0.610	15.49	0.859	21.82	0.580	14.73	0.125	3.18	12/4, 10/2, 10/3, 2/1	7/16	15000
ASB3A		3	0.670	17.02	1.046	26.57	0.790	20.07	0.109	2.77	10/4, 8/2, 8/3, 1/1	1/2	7500
ASB4A		4	0.830	21.08	1.266	32.15	1.000	25.40	0.156	3.96	8/4, 6/4, 6/3, 6/2, 4/3, 4/2	3/4	4000

BUSHINGS / GROMMETS

PGSD/22AF Series
Universal Bushings

LINE EXTENSION

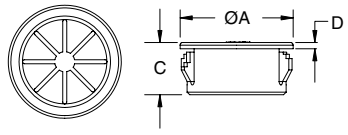

Specifications:
- Material: 22AF: UL94 V-2 Heat Stabilized Nylon 6
  Material: PGSD: UL94 V-2 Nylon 6/6
- Color: See Table

Features:
- Absorbs vibration and cushions and insulates bundles

Item No. Black	Item No. White	Approval	Ø Mounting Hole in	Ø Mounting Hole mm	Max Panel Thickness in	Max Panel Thickness mm	OD A in	OD A mm	Max ID in	Max ID mm	Overall Height C in	Overall Height C mm	Head Height D in	Head Height D mm	Bulk Pack Qty
PGSD-1	—		0.500	12.7	0.062	1.8	0.600	15.2	0.312	7.9	0.250	6.4	0.063	1.6	500
PGSD-5	—		0.500	12.7	0.125	3.2	0.600	15.2	0.312	7.9	0.385	9.8	0.041	1.0	500
PGSD-2	—		0.625	15.9	0.062	1.8	0.729	18.5	0.437	11.1	0.250	6.4	0.063	1.6	500
• 22AF0625	• 22AF0625W		0.625	15.9	0.125	3.2	0.729	18.5	0.437	11.1	0.406	10.3	0.063	1.6	1000
PGSD-3	—		0.750	19.1	0.062	1.8	0.844	21.4	0.500	12.7	0.250	6.4	0.063	1.6	200
• 22AF0750	• 22AF0750W		0.750	19.1	0.125	3.2	0.844	21.4	0.500	12.7	0.390	9.9	0.047	1.2	1000
• 22AF0812	• 22AF0812W		0.812	20.6	0.125	3.2	0.890	22.6	0.500	12.7	0.390	9.9	0.063	1.2	1000
PGSD-4	—		0.875	22.2	0.062	1.8	0.937	23.8	0.560	14.2	0.250	6.4	0.063	1.6	200
• 22AF0875	• 22AF0875W		0.875	22.2	0.125	3.2	0.937	23.8	0.560	14.2	0.453	11.5	0.063	1.6	1000
• 22AF1000	• 22AF1000W		1.000	25.4	0.125	3.2	1.063	27.0	0.750	19.1	0.453	11.5	0.063	1.6	500
• 22AF1093	• 22AF1093W		1.093	27.8	0.125	3.2	1.156	29.3	0.812	20.6	0.453	11.5	0.630	1.6	500
• 22AF1250	• 22AF1250W		1.250	31.8	0.125	3.1	1.360	34.5	0.875	22.2	0.453	11.5	0.630	1.6	500
PGSD-10	—		1.375	34.9	0.125	3.2	1.490	37.8	1.000	25.4	0.453	11.5	0.063	1.6	100
PGSD-11	—		1.500	38.1	0.125	3.2	1.609	40.9	1.062	27.0	0.450	11.4	0.059	1.5	100

PGSC Series
Open Universal Bushings

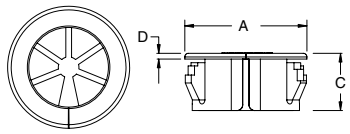

Specifications:
- Material: UL94V-2 Nylon 6/6
- Color: Black

Features:
- Easy to push in design locks into place at common panel thicknesses
- Open design allows bushing to be assembled into holes that already contain a bundle
- Adjust to accept various diameters and shapes

Item No.	Approval	Ø Mounting Hole in	Ø Mounting Hole mm	Max Panel Thickness in	Max Panel Thickness mm	OD A in	OD A mm	Max ID in	Max ID mm	Overall Height C in	Overall Height C mm	Head Height D in	Head Height D mm	Bulk Pack Qty
PGSC-1319A		0.748 - 0.752	19.0 - 19.1	0.031 - 0.118	0.8 - 3.0	0.858	21.8	0.500	12.7	0.390	9.9	0.039	1.0	500
PGSC-1422A		0.874 - 0.882	22.2 - 22.4	0.031 - 0.118	0.8 - 3.0	0.937	23.8	0.563	14.3	0.453	11.5	0.039	1.0	200
PGSC-1926A		1.000 - 1.004	25.4 - 25.5	0.031 - 0.118	0.8 - 3.0	1.063	27.0	0.748	19.0	0.453	11.5	0.039	1.0	200
PGSC-2128A		1.095 - 1.102	27.8 - 28.0	0.031 - 0.118	0.8 - 3.0	1.161	29.5	0.815	20.7	0.453	11.5	0.039	1.0	200

GFA Series
NAS1368 Flip Grommets

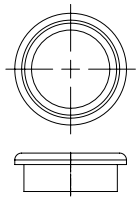

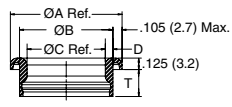

Specifications:
- Material: UL94 V-2 Nylon 6/6
- Color: Light Green

Features:
- Installed by inserting the “un-flipped” grommet into the hole (forming dies - not supplied by Essentra - on each side of the hole are pressed together until the grommet “flips” over itself, creating a flange on both sides of the hole)
- Dies can be attached to a toggle type clamp, a pneumatic tool, or a bolt and nut through the center
- Meets NAS 1368 Standard
- Protects wires, cable, and tubing passing through holes

Item No.	NAS Part No.	Ø Mounting Hole in	Ø Mounting Hole mm	Max Recommended Panel Thickness in	Max Recommended Panel Thickness mm	NAS1368 Panel Thickness Range in	NAS1368 Panel Thickness Range mm	T in	T mm	A Ref. in	A Ref. mm	B in	B mm	C Ref. in	C Ref. mm	D in	D mm	Bulk Pack Qty
GFA-N4A	NAS1368-N4A	0.375	9.5	0.030	0.8	0.025 - 0.080	0.6 - 2.0	0.235	6.0	0.567	14.4	0.367	9.3	0.251	6.4	0.058	1.5	100
GFA-N4B	NAS1368-N4B	0.375	9.5	0.100	2.5	0.081 - 0.140	2.1 - 3.6	0.295	7.5	0.567	14.4	0.367	9.3	0.251	6.4	0.058	1.5	100
GFA-N6A	NAS1368-N6A	0.500	12.7	0.030	0.8	0.025 - 0.080	0.6 - 2.0	0.235	6.0	0.692	17.6	0.492	12.5	0.376	9.6	0.058	1.5	100
GFA-N6B	NAS1368-N6B	0.500	12.7	0.090	2.3	0.081 - 0.140	2.1 - 3.6	0.295	7.5	0.692	17.6	0.492	12.5	0.376	9.6	0.058	1.5	100
GFA-N6C	NAS1368-N6C	0.500	12.7	0.160	4.1	0.141 - 0.200	3.6 - 5.1	0.360	9.1	0.692	17.6	0.492	12.5	0.376	9.6	0.058	1.5	100
GFA-N8A	NAS1368-N8A	0.625	15.9	0.030	0.8	0.025 - 0.080	0.6 - 2.0	0.235	6.0	0.815	20.7	0.615	15.6	0.499	12.7	0.058	1.5	100
GFA-N8B	NAS1368-N8B	0.625	15.9	0.090	2.3	0.081 - 0.140	2.1 - 3.6	0.295	7.5	0.815	20.7	0.615	15.6	0.499	12.7	0.058	1.5	100
GFA-N10A	NAS1368-N10A	0.781	19.8	0.030	0.8	0.025 - 0.080	0.6 - 2.0	0.235	6.0	0.971	24.7	0.771	19.6	0.605	15.4	0.083	2.1	100
GFA-N10B	NAS1368-N10B	0.781	19.8	0.080	2.0	0.081 - 0.140	2.1 - 3.6	0.295	7.5	0.971	24.7	0.771	19.6	0.605	15.4	0.083	2.1	100
GFA-N10D	NAS1368-N10D	0.781	19.8	0.210	5.3	0.201 - 0.250	5.1 - 6.4	0.420	10.7	0.971	24.7	0.771	19.6	0.605	15.4	0.083	2.1	100
GFA-N12A	NAS1368-N12A	0.906	23.0	0.020	0.5	0.025 - 0.080	0.6 - 2.0	0.235	6.0	1.096	27.8	0.896	22.8	0.730	18.5	0.083	2.1	100
GFA-N12B	NAS1368-N12B	0.906	23.0	0.070	1.8	0.081 - 0.140	2.1 - 3.6	0.295	7.5	1.096	27.8	0.896	22.8	0.730	18.5	0.083	2.1	100
GFA-N14A	NAS1368-N14A	1.031	26.2	0.020	0.5	0.025 - 0.080	0.6 - 2.0	0.235	6.0	1.221	31.0	1.021	25.9	0.855	21.7	0.083	2.1	100
GFA-N14B	NAS1368-N14B	1.031	26.2	0.070	1.8	0.081 - 0.140	2.1-3.6	0.295	7.5	1.221	31.0	1.021	25.9	0.855	21.7	0.083	2.1	100

04MP Series
Anti-Twist Bushings

NEW

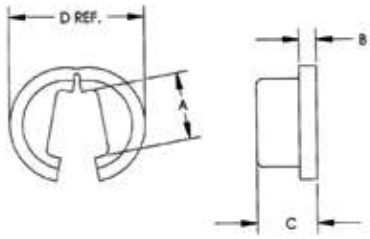

Specifications:
- Material: UL94 V-2 Nylon 6/6
- Color: Black

Features:
- Designed to be used with our standard 1/8" and 1/4" Lamp Cord Bushing on previous page
- Prevents the electrical cord from twisting inside the lamp
- Convenient opening allows for the bushing to easily slip around the cord
- Resistant to corrosion, vibration and abrasion

Item No.	Description	A		B		C		D		Bulk Pack Qty
		in	mm	in	mm	in	mm	in	mm	
04MP0125ATB	1/8"	0.195	5.0	0.050	1.3	0.175	4.4	0.390	9.9	1000
04MP0250ATB	1/4"	0.195	5.0	0.050	1.3	0.175	4.4	0.500	12.7	1000

04MP Series
Threaded Lampcord Bushings

NEW

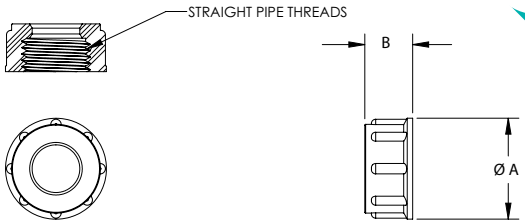

Specifications:
- Material: UL94 V-2 Heat Stabilized Nylon 6
- Color: Black

Features:
- Designed to protect the electrical lampcord from the knife-edge of the threaded pipe used in light fixtures
- Provides reliable, safe and insulated connections
- Easy installation
- Resists corrosion, vibration and abrasion

Item No.	Description	A		B		Bulk Pack Qty
		in	mm	in	mm	
04MP0125TLB	1/8 NPS	0.594	15.1	0.281	7.1	1000
04MP0250TLB	1/4 NPS	0.719	18.3	0.375	9.5	1000
04MP0375TLB	3/8 NPS	0.875	22.2	0.438	11.1	1000
04MP0500TLB	1/2 NPS	1.063	27.0	0.375	9.5	500

04MP Series
Lamp Snap Bushings

NEW

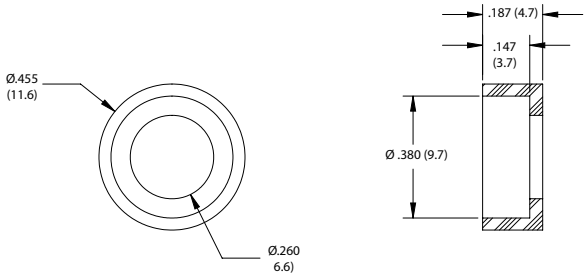

Specifications:
- Material: High Density Polyethylene
- Color: Black

Features:
- Easy installation
- Offers protection to lampcord insulation
- Durability for long lasting cord protection

Item No.	Bulk Pack Qty
04MP0125SBOD	1000

BUSHINGS & PLUGS

SB Series
Snub Bushings

Specifications:
- Material: UL94V-2 Nylon 6/6
- Color: Black

Features:
- Bushing opens to accept cable then closes firmly when installed into hole
- Provides insulation and slight strain relief

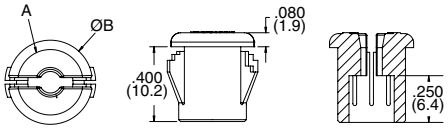

Item No.	Ø Mounting Hole		Max Panel Thickness		ID		Ø A		Overall OD B		Bulk Pack Qty
	in	mm	in	mm	in	mm	in	mm	in	mm	
SB-1	0.375	9.5	0.125	3.2	0.150	3.8	0.360	9.1	0.450	11.4	500
SB-2	0.437	11.1	0.125	3.2	0.220	5.6	0.430	10.9	0.550	14.0	500
SB-3	0.500	12.7	0.125	3.2	0.280	7.1	0.490	12.4	0.630	16.0	500

62MP Series
Vented Locking Plugs

NEW

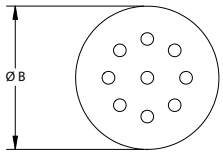

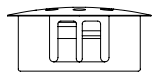

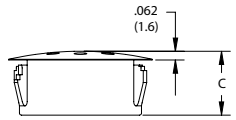

Specifications:
- Material: UL94 V-2 Heat Stabilized Nylon 6
- Color: See Table

Features:
- Each part is designed to lock into multiple standard sheet metal thicknesses (1/64 to 1/8)
- Provides a clean and easy way to close optional wiring or production access holes
- Vents allow heat and emissions to escape

Item No.			Ø Mounting Hole		Max Panel Thickness		Ø Head B		Thickness C		Bulk Pack Qty
Black	White	Approvals	in	mm	in	mm	in	mm	in	mm	
62MP0750V	62MP0750VW		0.750	19.1	0.125	3.2	0.906	23.0	0.406	10.3	1000
62MP0875V	62MP0875VW		0.875	22.2	0.125	3.2	1.016	25.8	0.453	11.5	1000
62MP1000V	62MP1000VW		1.000	25.4	0.125	3.2	1.203	30.6	0.453	11.5	500

62VP Series
Vent Plugs

NEW

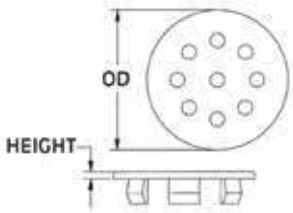

Specifications:
- Material: UL94 V-2 Nylon 6/6
- Color: Natural

Features:
- Used to close excess chassis holes, wiring outlets and production access holes
- Resistant to corrosion, vibration and abrasion
- Designed with special flexible and tapered prongs which snugly lock in place with finger pressure
- Can be removed and reused when necessary
- Vented to allow air flow

Item No.	Ø Mounting Hole		Panel Thickness		OD		Head Height		Bulk Pack Qty
	in	mm	in	mm	in	mm	in	mm	
62VP087BM11	0.875	22.23	0.03 - 0.11	0.8 - 2.8	1.078	27.38	0.062	1.58	1000
62VP100BM11	1.000	25.40	0.03 - 0.11	0.8 - 2.8	1.219	30.96	0.062	1.58	500

GR67/LTG Series
IP67 Liquid Tight Grommets

Specifications:
- Material: EPDM
- Color: Grey (Black for LTG-199017)

Features:
- Confirms to IP67 standard for watertight seal
- Acts as a blanking plug until cable is installed
- Designed to withstand vibration

Item No.	Ø Mounting Hole			Panel Thickness		Cable Size		Bulk Pack Qty
	Fits	in	mm	in	mm	in	mm	
LTG-199017	PG-7	0.492	12.5	0.020 - 0.079	0.5 - 2.0	0.138 - 0.197	3.5 - 5.0	1000
GR67464121A	PG-7	0.492	12.5	0.020 - 0.079	0.5 - 2.0	0.138 - 0.197	3.5 - 5.0	1000
GR6739897A	PG-9	0.630	16.0	0.039 - 0.157	1.0 - 4.0	0.197 - 0.276	5.0 - 7.0	1000
GR6734715A	PG-11	0.748	19.0	0.039 - 0.157	1.0 - 4.0	0.276 - 0.394	7.0 - 10.0	1000
GR6734716A	PG-16	0.906	23.0	0.039 - 0.157	1.0 - 4.0	0.394 - 0.551	10.0 - 14.0	1000
GR6743021A	PG-21	1.142	29.0	0.039 - 0.157	1.0 - 4.0	0.551 - 0.787	14.0 - 20.0	1000
GR67464122A	PG-29	1.496	38.0	0.039 - 0.157	1.0 - 4.0	0.787 - 1.024	20.0 - 26.0	250
GR67464123A	PG-36	1.890	48.0	0.039 - 0.157	1.0 - 4.0	1.024 - 1.378	26.0 - 35.0	250
GR67M16A	M16	0.650	16.5	0.039 - 0.157	1.0 - 4.0	0.197 - 0.354	5.0 - 9.0	1000
GR67M20A	M20	0.807	20.5	0.039 - 0.157	1.0 - 4.0	0.276 - 0.512	7.0 - 13.0	1000
GR67M25A	M25	1.004	25.5	0.059 - 0.157	1.5 - 4.0	0.394 - 0.670	10.0 - 17.0	1000
GR67M32A	M32	1.280	32.5	0.039 - 0.157	1.0 - 4.0	0.551 - 0.787	14.0 - 20.0	500
GR67M40A	M40	1.594	40.5	0.059 - 0.157	1.5 - 4.0	0.750 - 1.024	19.0 - 26.0	250
GR67M50A	M50	1.988	50.5	0.039 - 0.157	1.0 - 4.0	1.024 - 1.338	26.0 - 34.0	250

Push In Flexible Grommets

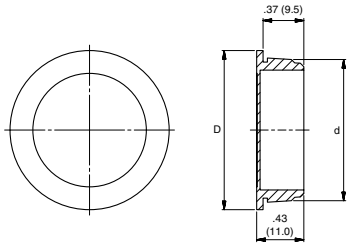

Specifications:
- Material:Polyethylene and TPE
- Color: Grey

Features:
- Dust tight
- Quick and easy mounting
- For enclosures with more than .079 (2.0) thickness

Item No.	Ø d Hole		D OD		Ø Cable Range		Bulk Pack Qty
	in	mm	in	mm	in	mm	
494632	0.630	16.0	0.835	21.2	0.039 - 0.354	1.0 - 9.0	100
494633	0.787	20.0	0.992	25.2	0.039 - 0.512	1.0 - 13.0	100
494634	0.984	25.0	1.189	30.2	0.039 - 0.709	1.0 - 18.0	100
494635	1.260	32.0	1.465	37.2	0.039 - 0.984	1.0 - 25.0	50

TRY **BEFORE** YOU BUY!

Essentra has thousands of options for your fiber, wire and cable management project.

Order your **FREE** samples today.

Shop our complete line at www.essentracomponents.com.

STRAIN RELIEF BUSHINGS

SRB/23MP Series
Strain Relief Bushings

LINE EXTENSION

Use with Installation Tool 23MPT0100 on page 421.

Specifications:
- Material: UL94 V-2 Nylon
- Color: Black

Features:
- Protects electronic products by absorbing the forces of pull, push and twist that may be exerted on a flexible power cord
- Securely protects cable at entry point
- To install: Position bushing on cable, press ends of bushing together with installation tool 23MPT0100 (page 421) and push into hole
- Can be mounted in either a round hole or anti-rotation hole

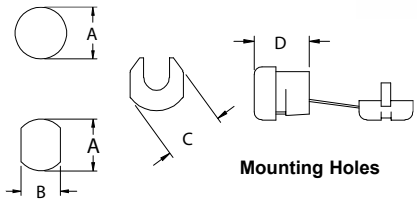

Mounting Holes

Item No.	Approvals	Cross Section	Cable Type	Gauge (AWG)	Cable Size in	Strap Type	Ø A in	Ø A mm	Flats B in	Flats B mm	Max Panel in	Max Panel mm	Length D in	Length D mm	Width C Ref. in	Width C Ref. mm	Bulk Pack Qty
• 23MP02L10	— CSA	Flat	SPT-1	18/2	0.120-0.220	Y	0.375	9.5	0.330	8.4	0.125	3.2	0.410	10.4	0.420	10.7	1000
• 23MP02P40	— CSA	Flat	SPT-1	18/2	0.120-0.220	Y	0.375	9.5	0.330	8.4	0.062	1.6	0.410	10.4	0.420	10.7	1000
	CSA	Flat	SPT-2	18/3	0.150-0.400	Z	0.375 - 0.625	9.5 - 15.9	0.625	15.9	0.100	2.5	0.460	11.6	0.660	16.7	1000
• 23MP03020	CSA	Flat	SPT-2	18/3	0.160-0.410	Z	0.375 - 0.625	9.5 - 15.9	0.625	15.9	0.100	2.5	0.460	11.6	0.660	16.7	1000
	CSA	Flat	SPT-3	16/3	0.320-0.650	Z	0.375 - 0.625	9.5 - 15.9	0.625	15.9	0.100	2.5	0.460	11.6	0.660	16.7	1000
	CSA	Flat	SP-1	18/2	0.120-0.220	Y	0.437	11.1	0.390	9.9	0.062	1.6	0.405	10.2	0.484	12.3	1000
• 23MP03P40	CSA	Flat	SPT-1	18/2	0.120-0.220	Y	0.437	11.1	0.390	9.9	0.062	1.6	0.405	10.2	0.484	12.3	1000
SRB-F-6	—	Flat	SPT-1	18/2	0.118-0.220	Z	0.433	11.0	0.390	9.9	0.098	2.5	0.406	10.3	0.492	12.5	1000
	—	Flat	SPT-2	—	0.146-0.299	Z	0.500	12.7	0.465	11.8	0.063	1.6	0.406	10.3	0.547	13.9	1000
SRB-F-8	—	Flat	SPT-2	—	0.150-0.299	Z	0.516	13.1	0.465	11.8	0.063	1.6	0.406	10.3	0.547	13.9	1000
	—	Flat	SPT-2	—	0.146-0.299	Z	0.500	12.7	0.465	11.8	0.098	2.5	0.406	10.3	0.547	13.9	1000
SRB-F-9	—	Flat	SPT-2	—	0.150-0.299	Z	0.516	13.1	0.465	11.8	0.098	2.5	0.406	10.3	0.547	13.9	1000
	CSA	Flat	SPT-1	18/3	0.120-0.300	Z	0.500	12.7	0.465	11.8	0.032	0.8	0.406	10.3	0.578	14.7	1000
• 23MP04J40	CSA	Flat	SPT-2	18/2	0.120-0.300	Y	0.500	12.7	0.465	11.8	0.032	0.8	0.406	10.3	0.578	14.7	1000
	CSA	Flat	HPN	18/2	0.120-0.300	Y	0.500	12.7	0.465	11.8	0.032	0.8	0.406	10.3	0.578	14.7	1000
	CSA	Flat	SPT-2	18/3	0.150-0.400	Y	0.500	12.7	0.460	11.7	0.095	2.4	0.495	12.6	0.565	14.4	1000
	CSA	Flat	HPN	16/2	0.160-0.300	Y	0.500	12.7	0.460	11.7	0.095	2.4	0.495	12.6	0.565	14.4	1000
• 23MP04K10	CSA	Flat	SPT-2	16/2	0.160-0.300	Y	0.500	12.7	0.460	11.7	0.095	2.4	0.495	12.6	0.565	14.4	1000
	CSA	Flat	HPN	18/2	0.150-0.280	Y	0.500	12.7	0.460	11.7	0.095	2.4	0.495	12.6	0.565	14.4	1000
	CSA	Flat	SPT-2	18/2	0.150-0.280	Y	0.500	12.7	0.460	11.7	0.095	2.4	0.495	12.6	0.565	14.4	1000
	CSA	Flat	SPT-2	18/3	0.150-0.400	Z	0.500	12.7	0.460	11.7	0.095	2.4	0.495	12.6	0.565	14.4	1000
	CSA	Flat	HPN	16/2	0.160-0.300	Z	0.500	12.7	0.460	11.7	0.095	2.4	0.495	12.6	0.565	14.4	1000
• 23MP04K1Z	CSA	Flat	SPT-2	16/2	0.160-0.300	Z	0.500	12.7	0.460	11.7	0.095	2.4	0.495	12.6	0.565	14.4	1000
	CSA	Flat	HPN	18/2	0.150-0.280	Z	0.500	12.7	0.460	11.7	0.095	2.4	0.495	12.6	0.565	14.4	1000
	CSA	Flat	SPT-2	18/2	0.150-0.280	Z	0.500	12.7	0.460	11.7	0.095	2.4	0.495	12.6	0.565	14.4	1000
	CSA	Flat	SPT-2	18/2	0.120-0.300	Y	0.500	12.7	0.465	11.8	0.100	2.5	0.406	10.3	0.565	14.3	1000
• 23MP04K40	CSA	Flat	HPN	18/2	0.120-0.300	Y	0.500	12.7	0.465	11.8	0.100	2.5	0.406	10.3	0.565	14.3	1000
	CSA	Flat	SPT-1	18/3	0.120-0.300	Y	0.500	12.7	0.465	11.8	0.156	3.9	0.406	10.3	0.578	14.7	1000
	CSA	Flat	SPT-2	18/2	0.120-0.300	Y	0.500	12.7	0.465	11.8	0.100	2.5	0.406	10.3	0.565	14.3	1000
	CSA	Flat	HPN	18/2	0.120-0.300	Y	0.500	12.7	0.465	11.8	0.100	2.5	0.406	10.3	0.565	14.3	1000
	CSA	Flat	SPT-1	18/3	0.150-0.400	Z	0.525	13.3	0.460	11.7	0.187	4.7	0.495	12.6	0.565	14.4	1000
• 23MP04L10	CSA	Flat	HPN	16/2	0.160-0.300	Z	0.525	13.3	0.460	11.7	0.187	4.7	0.495	12.6	0.565	14.4	1000
	CSA	Flat	SPT-2	16/2	0.160-0.300	Z	0.525	13.3	0.460	11.7	0.187	4.7	0.495	12.6	0.565	14.4	1000
	CSA	Flat	HPN	18/2	0.150-0.280	Z	0.525	13.3	0.460	11.7	0.187	4.7	0.495	12.6	0.565	14.4	1000
	CSA	Flat	SPT-2	18/2	0.150-0.280	Z	0.525	13.3	0.460	11.7	0.187	4.7	0.495	12.6	0.565	14.4	1000
• 23MP04N40	CSA	Flat	SPT-2	18/2	0.120-0.300	Y	0.500	12.7	0.465	11.8	0.062	1.6	0.406	10.3	0.578	14.7	1000
	CSA	Flat	HPN	18/2	0.120-0.300	Y	0.500	12.7	0.465	11.8	0.062	1.6	0.406	10.3	0.578	14.7	1000
• 23MP05K40	CSA	Flat	SPT-2	16/2	0.150-.400	Y	0.562	14.3	0.530	13.5	0.125	3.2	0.609	15.5	0.625	15.9	1000
• 23MP05KN4	CSA	Flat	SPT-2	18/3	0.150-.400	Y	0.562	14.3	0.530	13.5	0.062	1.6	0.609	15.5	0.625	15.9	1000
	CSA	Flat	SPT-2	16/2	0.150-.400	Y	0.562	14.3	0.530	13.5	0.062	1.6	0.609	15.5	0.625	15.9	1000
	CSA	Flat	SPT-2	18/3	0.120-0.300	Y	0.562	14.3	0.530	13.5	0.125	3.2	0.609	15.5	0.625	15.9	1000
• 23MP05W10	CSA	Flat	SPT-2	16/2	0.160-0.300	Y	0.562	14.3	0.530	13.5	0.125	3.2	0.609	15.5	0.625	15.9	1000
	CSA	Flat	SPT-2	16/3	0.160-0.410	Y	0.562	14.3	0.530	13.5	0.125	3.2	0.609	15.5	0.625	15.9	1000
	CSA	Flat	HPN	16/3	0.160-0.370	Y	0.562	14.3	0.530	13.5	0.125	3.2	0.609	15.5	0.625	15.9	1000
• 23MP06N44	CSA	Flat	SPT-1	18/3	0.120-0.300	Y	0.625	15.9	0.570	14.4	0.062	1.6	0.600	15.2	0.690	17.5	500
• 23MP06N45	CSA	Flat	SPT-1	18/3	0.120-0.300	Y	0.625	15.9	0.545	13.8	0.032	0.8	0.590	14.9	0.690	17.5	500
	CSA	Flat	SPT-2	16/3	0.160-0.410	Z	0.730	18.5	0.560	14.2	0.125	3.2	0.670	17.0	0.750	19.6	500
• 23MP30-10	CSA	Flat	SPT-1		0.120-0.300	Z	0.730	18.5	0.560	14.2	0.125	3.2	0.670	17.0	0.750	19.6	500
• 23MP07P30	CSA	Flat	SPT-2	16/3	0.160-0.410	Z	0.736	18.7	0.657	16.7	0.125	3.2	0.590	14.9	0.785	19.9	500
	CSA	Flat	SPT-3	16/3	0.245-0.425	Z	0.750 - 0.875	19.1 - 22.2	0.875	22.2	0.125	3.2	0.770	19.5	0.895	22.7	250
• 23MP33-10	CSA	Flat	SPT-3	14/2	0.240-0.420	Z	0.750 - 0.875	19.1 - 22.2	0.875	22.2	0.125	3.2	0.770	19.5	0.895	22.7	250
	CSA	Flat	HPN	14/3	0.240-0.525	Z	0.750 - 0.875	19.1 - 22.2	0.875	22.2	0.125	3.2	0.770	19.5	0.895	22.7	250
• 23MP31-20	CSA	Flat	SJT	12/3	0.180-0.425	Z	0.875	22.2	0.840	21.3	0.125	3.2	0.812	20.6	0.922	23.4	250
• 23MP34-2X	CSA	Flat	SPT-3	14/3	0.240-0.420	X	0.875	22.2	0.840	21.3	0.125	3.2	0.812	20.6	0.905	22.9	250
	CSA	Flat		12/3	0.290-0.650	X	0.875	22.2	0.840	21.3	0.125	3.2	0.812	20.6	0.905	22.9	250
• 23MP02M40	CSA	Round	AWN	14	0.156-0.187	Y	0.375	9.5	0.033	8.4	0.062	1.6	0.410	10.4	0.440	11.1	1000
• 23MP02M50	CSA	Round	AWN	16	0.125-0.156	Y	0.400	10.6	0.330	8.4	0.062	1.6	0.410	10.4	0.432	10.9	1000
SRB-R-1	—	Round	SVI	—	0.252	Z	0.500	12.7	0.453	11.5	0.062	1.6	0.433	11.1	0.559	14.2	1000
	—	Round	SVT	—	0.291	Z	0.516	13.1	0.453	11.5	0.062	1.6	0.433	11.1	0.559	14.2	1000
SRB-R-2	—	Round	SVI	—	0.252	Z	0.500	12.7	0.453	11.5	0.098	2.5	0.433	11.1	0.559	14.2	1000
	—	Round	SVT	—	0.291	Z	0.516	13.1	0.453	11.5	0.098	2.5	0.433	11.1	0.559	14.2	1000
	CSA	Round	SV	18/2	0.250	Y	0.500	12.7	0.450	11.4	0.062	1.6	0.448	11.3	0.578	14.7	1000
	CSA	Round	SVT	18/2	0.255	Y	0.500	12.7	0.450	11.4	0.062	1.6	0.448	11.3	0.578	14.7	1000
• 23MP05N40	CSA	Round	SV	18/3	0.290	Y	0.500	12.7	0.450	11.4	0.062	1.6	0.448	11.3	0.578	14.7	1000
	CSA	Round	SVT	18/3	0.290	Y	0.500	12.7	0.450	11.4	0.062	1.6	0.448	11.3	0.578	14.7	1000
	CSA	Round	HPD	16/2	0.290	Y	0.500	12.7	0.450	11.4	0.062	1.6	0.448	11.3	0.578	14.7	1000

(Continued on next page >)

SRB/23MP Series (continued)
Strain Relief Bushings

LINE EXTENSION

Specifications:
- Material: UL94 V-2 Nylon
- Color: Black

Features:
- Protects electronic products by absorbing the forces of pull, push and twist that may be exerted on a flexible power cord
- Securely protects cable at entry point
- To install: Position bushing on cable, press ends of bushing together with installation tool 23MPT0100 (page 421) and push into hole
- Can be mounted in either a round hole or anti-rotation hole

Use with Installation Tool 23MPT0100 on page 421.

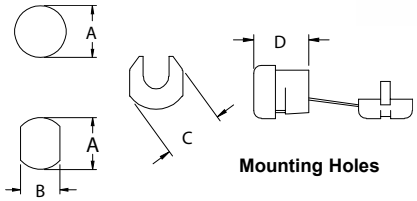

Mounting Holes



Item No.	Approvals		Cross Section	Cable Type	Gauge (AWG)	Cable Size in	Strap Type	Ø A in	Ø A mm	Flats B in	Flats B mm	Max Panel in	Max Panel mm	Length D in	Length D mm	Width C Ref. in	Width C Ref. mm	Bulk Pack Qty
		CSA	Round	SV	18/2	0.250	Y	0.500	12.7	0.450	11.4	0.100	2.5	0.448	11.3	0.578	14.7	1000
		CSA	Round	SVT	18/2	0.255	Y	0.500	12.7	0.450	11.4	0.100	2.5	0.448	11.3	0.578	14.7	1000
• 23MP05P40		CSA	Round	SV	18/3	0.290	Y	0.500	12.7	0.450	11.4	0.100	2.5	0.448	11.3	0.578	14.7	1000
		CSA	Round	SVT	18/3	0.290	Y	0.500	12.7	0.450	11.4	0.100	2.5	0.448	11.3	0.578	14.7	1000
		CSA	Round	HPD	16/2	0.290	Y	0.500	12.7	0.450	11.4	0.100	2.5	0.448	11.3	0.578	14.7	1000
		CSA	Round	SJ	18/2	0.300	Y	0.500	12.7	0.465	11.8	0.090	2.3	0.437	11.1	0.563	14.3	1000
• 23MP06W10		CSA	Round	SJT	18/2	0.300	Y	0.500	12.7	0.465	11.8	0.090	2.3	0.437	11.1	0.563	14.3	1000
		CSA	Round	SJO	18/2	0.300	Y	0.500	12.7	0.465	11.8	0.090	2.3	0.437	11.1	0.563	14.3	1000
		CSA	Round	SJ	18/2, 18/3	0.325-0.360	Z	0.625	15.9	0.550	14.0	0.125	3.2	0.666	16.9	0.725	18.4	500
• 23MP06L10		CSA	Round	SJT	16/2, 16/3	0.325-0.360	Z	0.625	15.9	0.550	14.0	0.125	3.2	0.666	16.9	0.725	18.4	500
		CSA	Round	SJO		0.325-0.360	Z	0.625	15.9	0.550	14.0	0.125	3.2	0.666	16.9	0.725	18.4	500
		CSA	Round	SJ	16/3	0.355	Y	0.625	15.9	0.550	14.0	0.062	1.6	0.595	15.1	0.703	17.9	1000
• 23MP06N34		CSA	Round	SJT	18/3	0.405	Y	0.625	15.9	0.550	14.0	0.062	1.6	0.595	15.1	0.703	17.9	1000
		CSA	Round	SJT	16/3	0.430	Y	0.625	15.9	0.550	14.0	0.062	1.6	0.595	15.1	0.703	17.9	1000
		CSA	Round	SJO	18/2	0.390	Y	0.625	15.9	0.550	14.0	0.062	1.6	0.580	14.7	0.703	17.9	1000
		CSA	Round	SJ	18/2	0.390	Y	0.625	15.9	0.550	14.0	0.062	1.6	0.580	14.7	0.703	17.9	1000
• 23MP06N35		CSA	Round	SJT	16/2	0.405	Y	0.625	15.9	0.550	14.0	0.062	1.6	0.580	14.7	0.703	17.9	1000
		CSA	Round	SJO	18/2	0.405	Y	0.625	15.9	0.550	14.0	0.062	1.6	0.580	14.7	0.703	17.9	1000
		CSA	Round	SJT	18/2	0.390	Y	0.625	15.9	0.550	14.0	0.062	1.6	0.580	14.7	0.703	17.9	1000
• 23MP06N40		CSA	Round	SJT	18/2	0.300	Y	0.625	15.9	0.550	14.0	0.062	1.6	0.585	14.8	0.703	17.9	1000
		CSA	Round	SJO	18/2	0.300	Y	0.625	15.9	0.550	14.0	0.062	1.6	0.585	14.8	0.703	17.9	1000
		CSA	Round	SJ	18/3	0.325-0.360	Y	0.625	15.9	0.550	14.0	0.125	3.2	0.580	14.7	0.703	17.9	500
• 23MP06P34		CSA	Round	SJT	16/3, 18/3	0.325-0.360	Y	0.625	15.9	0.550	14.0	0.125	3.2	0.580	14.7	0.703	17.9	500
		CSA	Round	SJO	18/3	0.325-0.360	Y	0.625	15.9	0.550	14.0	0.125	3.2	0.580	14.7	0.703	17.9	500
		CSA	Round	SJ	18/2, 18/3, 16/2	0.325-0.360	Y	0.625	15.9	0.550	14.0	0.125	3.2	0.580	14.7	0.703	17.9	500
• 23MP06P35		CSA	Round	SJT	16/2, 18/2	0.325-0.360	Y	0.625	15.9	0.550	14.0	0.125	3.2	0.580	14.7	0.703	17.9	500
		CSA	Round	SJO	18/2, 16, 2, 18/3	0.325-0.360	Y	0.625	15.9	0.550	14.0	0.125	3.2	0.580	14.7	0.703	17.9	500
		CSA	Round	SJ	18/2	0.300	Y	0.625	15.9	0.550	14.0	0.125	3.2	0.590	14.9	0.703	17.9	500
• 23MP06P40		CSA	Round	SJT	18/2	0.300	Y	0.625	15.9	0.550	14.0	0.125	3.2	0.590	14.9	0.703	17.9	500
		CSA	Round	SJO	18/2	0.300	Y	0.625	15.9	0.550	14.0	0.125	3.2	0.590	14.9	0.703	17.9	500
SRB-R-3		—	Round	SJT	18/3	0.299	Z	0.626	15.9	0.551	14.0	0.062	1.6	0.583	14.8	0.701	17.8	500
SRB-R-4		—	Round	SJT	18/3	0.299	Z	0.626	15.9	0.551	14.0	0.126	3.2	0.583	14.8	0.693	17.6	500
SRB-R-7		—	Round	SJT	16/3	0.323-0.362	Z	0.626	15.9	0.551	14.0	0.062	1.6	0.583	14.8	0.701	17.8	500
SRB-R-8		—	Round	SJT	16/3	0.323-0.362	Z	0.626	15.9	0.551	14.0	0.126	3.2	0.583	14.8	0.681	17.3	500
SRB-R-9		—	Round	SJT	14/3	0.362-0.413	Z	0.748	19.0	0.650	16.5	0.062	1.6	0.750	19.1	0.847	21.5	100
		—	Round	SJT	14/3	0.433	Z	0.780	19.8	0.650	16.5	0.062	1.6	0.750	19.1	0.847	21.5	100
SRB-R-10		—	Round	SJT	14/3	0.362-0.413	Z	0.748	19.0	0.650	16.5	0.126	3.2	0.764	19.4	0.854	21.7	100
		—	Round	SJT	14/3	0.433	Z	0.780	19.8	0.650	16.5	0.126	3.2	0.764	19.4	0.854	21.7	100
		CSA	Round	SJTO	18/4	0.360	X	0.750	19.0	0.660	16.8	0.125	3.2	0.745	18.9	0.830	21.0	500
		CSA	Round	SJT	14/3	0.370	X	0.750	19.0	0.660	16.8	0.125	3.2	0.745	18.9	0.830	21.0	500
		CSA	Round	S	18/3	0.405	X	0.750	19.0	0.660	16.8	0.125	3.2	0.745	18.9	0.830	21.0	500
		CSA	Round	S	16/3	0.430	X	0.750	19.0	0.660	16.8	0.125	3.2	0.745	18.9	0.830	21.0	500
• 23MP07P20		CSA	Round	STO	18/3	0.405	X	0.750	19.0	0.660	16.8	0.125	3.2	0.745	18.9	0.830	21.0	500
		CSA	Round	STO	16/3	0.430	X	0.750	19.0	0.660	16.8	0.125	3.2	0.745	18.9	0.830	21.0	500
		CSA	Round	S	16/2	0.405	X	0.750	19.0	0.660	16.8	0.125	3.2	0.745	18.9	0.830	21.0	500
		CSA	Round	S	18/2	0.390	X	0.750	19.0	0.660	16.8	0.125	3.2	0.745	18.9	0.830	21.0	500
		CSA	Round	STO	18/2	0.390	X	0.750	19.0	0.660	16.8	0.125	3.2	0.745	18.9	0.830	21.0	500
		CSA	Round	STO	16/2	0.405	X	0.750	19.0	0.660	16.8	0.125	3.2	0.745	18.9	0.830	21.0	500
		CSA	Round	SJ	18/4, 16/2, 16/3, 14/2	0.325-0.360	Z	0.875	22.2	0.770	19.6	0.125	3.2	0.755	19.1	0.922	23.4	250
• 23MP07K20		CSA	Round	SJT	18/3, 16/3	0.325-0.360	Z	0.875	22.2	0.770	19.6	0.125	3.2	0.755	19.1	0.922	23.4	250
		CSA	Round	SJO	14/2, 16/3, 18/4	0.325-0.360	Z	0.875	22.2	0.770	19.6	0.125	3.2	0.755	19.1	0.922	23.4	250
		CSA	Round	SJ	18/3, 16/2	0.325-0.360	Z	0.875	22.2	0.770	19.6	0.125	3.2	0.750	19.1	0.922	23.4	250
• 23MP07K30		CSA	Round	SJT	16/2	0.325-0.360	Z	0.875	22.2	0.770	19.6	0.125	3.2	0.750	19.1	0.922	23.4	250
		CSA	Round	SJO	18/3, 16/2	0.325-0.360	Z	0.875	22.2	0.770	19.6	0.125	3.2	0.750	19.1	0.922	23.4	250
		CSA	Round	SJT	14/3	0.370-0.425	Z	0.875	22.2	0.770	19.6	0.125	3.2	0.760	19.3	0.922	23.4	250
		CSA	Round		12/3	0.370-0.425	Z	0.875	22.2	0.770	19.6	0.125	3.2	0.760	19.3	0.922	23.4	250
• 23MP07W20		CSA	Round	S	18/3, 16/3	0.390-0.430	Z	0.875	22.2	0.770	19.6	0.125	3.2	0.760	19.3	0.922	23.4	250
		CSA	Round	STO	16/2, 16, 3, 18/3	0.390-0.430	Z	0.875	22.2	0.770	19.6	0.125	3.2	0.760	19.3	0.922	23.4	250
• 23MP31-20		CSA	Round	SPT-3	12/3	0.425-0.475	Z	0.875	22.2	0.840	21.3	0.125	3.2	0.812	20.6	0.922	23.4	250
• 23MP08P20		CSA	Round	S	14/2, 14/3	0.530-0.600	Z	0.875	22.2	0.840	21.3	0.125	3.2	0.812	20.6	0.922	23.4	250
		CSA	Round	ST	12/2	0.530-0.600	Z	0.875	22.2	0.840	21.3	0.125	3.2	0.812	20.6	0.922	23.4	250
		CSA	Round			0.570	Z	1.093	27.7	1.000	25.4	0.281	7.1	0.990	25.1	1.215	30.8	100
• 23MP09P20		CSA	Round	S	12/3	0.640	Z	1.125	28.5	1.000	25.4	0.281	7.1	0.990	25.1	1.215	30.8	100
		CSA	Round	S	10/2	0.650	Z	1.093	27.7	1.000	25.4	0.281	7.1	0.990	25.1	1.215	30.8	100
		CSA	Round	S	10/3	0.700	Z	1.187	30.1	1.000	25.4	0.281	7.1	0.990	25.1	1.215	30.8	100

STRAIN RELIEF BUSHINGS & TOOLS

23MP Series
90° Angle Strain Relief Bushings

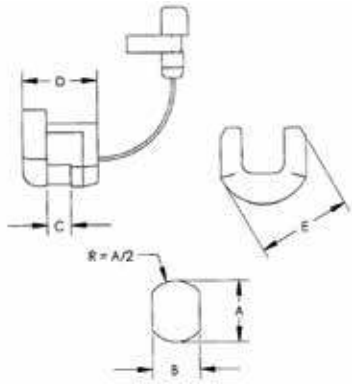

Specifications:
- Material: Heat Stabilizied UL94 V-2 Nylon
- Color: Black

Features:
- Securely anchor, absorb and protect cables and wires
- Installs easily and quickly with our installation pliers or other hand or production tools
- Resists corrosion, vibration and abrasion

Item No.	Approvals		Cross Section	Cable Type	Gauge (AWG)	Cable Size in	Cable Type	Ø A in	Ø A mm	Flats B in	Flats B mm	Max Panel Thickness C in	Max Panel Thickness C mm	Length D in	Length D mm	Width E in	Width E mm	Bulk Pack Qty
23MP13L10		CSA	Flat	SPT-1	18/2	0.120-0.220	Z	0.437	11.1	0.390	9.9	0.062	1.6	0.500	12.7	0.510	12.9	500
23MP14L10		CSA	Flat	SPT-2	18/2, 16/2	0.150-0.280	Z	0.500	12.7	0.450	11.4	0.100	2.5	0.687	17.5	0.550	13.9	1000
		CSA	Flat	HPN	16/2	0.160-0.300	Z	0.500	12.7	0.450	11.4	0.100	2.5	0.687	17.5	0.550	13.9	1000
23MP15L10		CSA	Round	SV	18/2, 18/3	0.250-0.265	Z	0.500	12.7	0.450	11.4	0.100	2.5	0.687	17.5	0.562	14.3	1000
23MP16L10		CSA	Flat	SP-2	18/3	0.150-0.400	Z	0.562	14.3	0.525	13.3	0.125	3.2	0.875	22.2	0.625	15.9	500
		CSA	Flat	HPN	16/3	0.160-0.370	Z	0.562	14.3	0.525	13.3	0.125	3.2	0.875	22.2	0.625	15.9	500
		CSA	Flat	SPT-3	18/2	0.190-0.350	Z	0.562	14.3	0.525	13.3	0.125	3.2	0.875	22.2	0.625	15.9	500
		CSA	Flat		16/2	0.200-0.370	Z	0.562	14.3	0.525	13.3	0.125	3.2	0.875	22.2	0.625	15.9	500

23MP Series
"EZ" Strain Relief Bushings

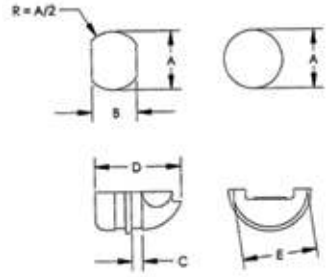

Specifications:
- Material: Heat Stabilizied UL94 V-2 Nylon
- Color: Black

Features:
- Eliminates several costlty and fatigue prone assembly steps
- Securely anchor, absorb and protect cables and wires
- Resists corrosion, vibration and abrasion

Item No.	Approvals	Cross Section	Cable Type	Gauge (AWG)	Cable Size in	Cable Size mm	Ø A in	Ø A mm	Flats B in	Flats B mm	Max Panel Thickness C in	Max Panel Thickness C mm	Length D in	Length D mm	Width E in	Width E mm	Bulk Pack Qty
23MP04KEZS	MP4KEZS	Flat	SPT	18/2	0.150 X 0.280	3.8 X 7.1	0.500	12.7	0.465	11.8	0.100	2.5	0.580	14.7	0.510	12.9	1000
	—	Flat	SPT	16/2	0.150 X 0.280	3.8 X 7.1	0.500	12.7	0.465	11.8	0.100	2.5	0.580	14.7	0.510	12.9	1000
23MP04NEZS	MP4NEZS	Flat	SPT	18/2	0.150 X 0.280	3.8 X 7.1	0.500	12.7	0.465	11.8	0.062	1.6	0.570	14.4	0.500	12.7	1000
	—	Flat	SPT	16/2	0.160 X 0.300	4.1 X 7.6	0.500	12.7	0.465	11.8	0.062	1.6	0.570	14.4	0.500	12.7	1000
23MP06N34EZ	MP6N34EZ	Round	SJT	16/3	0.300	7.2	0.625	15.9	0.550	14.0	0.062	1.6	0.655	16.6	0.585	14.9	1000
	—	Round	SJ	16/3	0.355	9.0	0.625	15.9	0.550	14.0	0.062	1.6	0.655	16.6	0.585	14.9	1000
	—	Round	SJT	18/3	0.405	10.2	0.625	15.9	0.550	14.0	0.062	1.6	0.655	16.6	0.585	14.9	1000

23MPT/23MPET Series
Strain Relief Tool



Features:
- Standard: An indespensable tool for fast, accurate assembly of bushings
- Ergonomic tool has been designed to help reduce wrist fatigue

Item No.	Thread Size	Pack Qty
23MPT0100	Standard	1
23MPET0100	Ergonomic	1

CG-NPT Series
NPT Cable Glands

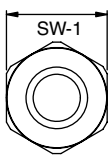

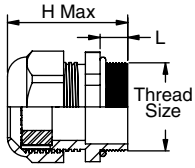

Specifications:
- Material: Body and Nut: UL94 V-2 Nylon 6
  Sealing Gland: CR/NBR
  O-Ring: NBR
- Color: Black
- Material: Optional CGLN Locking Nut: UL94 V-2 Glass-Filled Nylon 6
- Color: Black

Features:
- Protection Class: IP68 - 5 Bar
- Designed for superior sealing; no O-Ring is needed for smaller sizes to meet IP68 rating
- Operating temperature: -4°F - 212°F (-20°C -100°C)

Optional Locknuts

Item No.	Thread Size	Locking Nuts: Across Flats in	Across Flats mm	Thickness in	Thickness mm	Bulk Pack Qty
CGLN-NPT-3/8-BK	NPT-3/8	0.866	22.0	0.197	5.0	100
CGLN-NPT-1/2-BK	NPT-1/2	1.063	27.0	0.236	6.0	100
CGLN-NPT-3/4-BK	NPT-3/4	1.417	36.0	0.276	7.0	100
CGLN-NPT-1-BK	NPT-1	1.654	42.0	0.276	7.0	100

Item No.	Approval	Ø Cable Range Min in	Ø Cable Range Min mm	Ø Cable Range Max in	Ø Cable Range Max mm	Thread Size	Mounting Hole in	Mounting Hole mm	L in	L mm	SW-1 in	SW-1 mm	H Max Ref. in	H Max Ref. mm	Bulk Pack Qty
CG-NPT-1/4-1-BK	—	0.157	4.0	0.315	8.0	NPT-1/4	0.524	13.3	0.354	9.0	0.748	19.0	1.378	35.0	100
CG-NPT-3/8-1-BK	cULus	0.118	3.0	0.276	7.0	NPT-3/8	0.670	17.0	0.571	14.5	0.866	22.0	1.750	44.5	100
CG-NPT-3/8-2-BK	cULus	0.197	5.0	0.394	10.0	NPT-3/8	0.670	17.0	0.571	14.5	0.866	22.0	1.750	44.5	100
CG-NPT-1/2-1-BK	cULus	0.197	5.0	0.236	9.0	NPT-1/2	0.875	22.2	0.571	14.5	0.945	24.0	1.770	45.0	100
CG-NPT-1/2-2-BK	cULus	0.276	7.0	0.472	12.0	NPT-1/2	0.875	22.2	0.591	15.0	1.063	27.0	1.870	47.5	100
CG-NPT-1/2-3-BK	cULus	0.394	10.0	0.551	14.0	NPT-1/2	0.875	22.2	0.591	15.0	1.063	27.0	1.870	47.5	100
CG-NPT-3/4-1-BK	cULus	0.354	9.0	0.630	16.0	NPT-3/4	1.068	27.1	0.591	15.0	1.299	33.0	2.050	52.0	50
CG-NPT-3/4-2-BK	cULus	0.551	14.0	0.709	18.0	NPT-3/4	1.068	27.1	0.591	15.0	1.299	33.0	2.050	52.0	50
CG-NPT-1-1-BK	cULus	0.472	12.0	0.787	20.0	NPT-1	1.350	34.3	0.709	18.0	1.654	42.0	2.380	60.5	25
CG-NPT-1-2-BK	cULus	0.748	19.0	0.984	25.0	NPT-1	1.350	34.3	0.709	18.0	1.654	42.0	2.380	60.5	25

CG-M Series
Cable Glands – Metric Thread

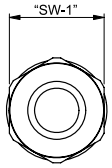

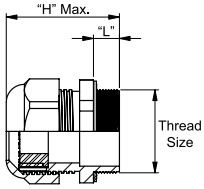

Specifications:
- Material: Body and Nut: UL94 V-2 Nylon 6
  Sealing Gland: CR/NBR
  O-Ring: NBR
- Color: Black
- Material: Optional CGLN Locking Nut: UL94 V-2 Glass-Filled Nylon 6
- Color: Black

Features:
- Protection Class: IP68 - 5 Bar
- Designed for superior sealing; no Sealing Washer is needed for smaller sizes to meet IP68 rating
- Two Sealing Glands are included with all but the M12 thread. Remove the inner sealing gland for larger cable diameters

Item No.	Approval	Ø Cable Range Min in	Ø Cable Range Min mm	Ø Cable Range Max in	Ø Cable Range Max mm	Thread Size	Mounting Hole in	Mounting Hole mm	L in	L mm	SW-1 in	SW-1 mm	H Max Ref. in	H Max Ref. mm	Pack Qty	Bulk Pack Qty
CG-M12-1-BK	cULus	0.079	2.0	0.197	5.0	M12	0.480	12.2	0.315	8.0	0.591	15.0	1.220	31.0	1	100
CG-M16-1-BK	cULus	0.118	3.0	0.394	10.0	M16	0.638	16.2	0.315	8.0	0.787	20.0	1.398	35.5	1	100
CG-M20-1-BK	cULus	0.197	5.0	0.512	13.0	M20	0.795	20.2	0.315	8.0	0.945	24.0	1.417	36.0	1	100
CG-M25-1-BK	cULus	0.315	8.0	0.669	17.0	M25	0.992	25.2	0.315	8.0	1.142	29.0	1.623	43.0	1	50
CG-M32-1-BK	cULus	0.472	12	0.827	21.0	M32	1.268	32.2	0.394	10.0	1.417	36.0	1.968	50.0	1	25
CG-M40-1-BK	cULus	0.630	16	1.102	28.0	M40	1.583	40.2	0.394	10.0	1.811	46.0	2.008	51.0	1	10

Optional Locknuts

Item No.	Thread Size	Locking Nuts: Across Flats in	Across Flats mm	Thickness in	Thickness mm	Pack Qty	Bulk Pack Qty
CGLN-M12-BK	M12	0.669	17.0	0.197	5.0	1	100
CGLN-M16-BK	M16	0.866	22.0	0.197	5.0	1	100
CGLN-M20-BK	M20	1.063	27.0	0.236	6.0	1	100
CGLN-M25-BK	M25	1.260	32.0	0.236	6.0	1	100
CGLN-M32-BK	M32	1.614	41.0	0.276	7.0	1	100
CGLN-M40-BK	M40	1.969	50.0	0.276	7.0	1	50

CABLE GLANDS

CG-PG Series
PG Cable Glands

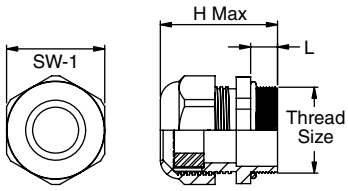

Specifications:
- Material: Body and Nut: UL94 V-2 Nylon 6
  Sealing Gland: CR/NBR
  O-Ring: NBR
- Color: Black
- Material: Optional CGLN Locking Nut:
  UL94 V-2 Glass-Filled Nylon 6
- Color: Black
- Temperature Range: -4°F - 212°F (-20°C -100°C)

Features:
- Protection Class: IP68 - 5 Bar
- Designed for superior sealing; no O-Ring needed for smaller sizes to meet IP68 rating

Optional Locknuts

Locking Nuts							
Item No.	Thread Size	Across Flats In	Across Flats mm	Thickness In	Thickness mm	Pack Qty	Bulk Pack Qty
CGLN-PG7-BK	PG7	0.748	19.0	0.197	5.0	1	100
CGLN-PG9-BK	PG9	0.866	22.0	0.197	5.0	1	100
CGLN-PG11-BK	PG11	0.945	24.0	0.197	5.0	1	100
CGLN-PG13.5-BK	PG13.5	1.063	27.0	0.236	6.0	1	100
CGLN-PG16-BK	PG16	1.181	30.0	0.236	6.0	1	100
CGLN-PG21-BK	PG21	1.417	36.0	0.276	7.0	1	100
CGLN-PG29-BK	PG29	1.811	46.0	0.276	7.0	1	100
CGLN-PG36-BK	PG36	2.362	60.0	0.315	8.0	1	50

Item No.	Approval	Ø Cable Range Min in	Ø Cable Range Min mm	Ø Cable Range Max in	Ø Cable Range Max mm	Thread Size	Mounting Hole in	Mounting Hole mm	L in	L mm	SW-1 in	SW-1 mm	H Max Ref. in	H Max Ref. mm	Pack Qty	Bulk Pack Qty
CG-PG7-1-BK		0.079	2.0	0.197	5.0	PG7	0.500	12.7	0.315	8.0	0.591	15.0	1.201	30.5	1	100
CG-PG7-2-BK		0.118	3.0	0.256	6.5	PG7	0.500	12.7	0.315	8.0	0.591	15.0	1.201	30.5	1	100
CG-PG9-1-BK		0.079	2.0	0.236	6.0	PG9	0.606	15.4	0.315	8.0	0.748	19.0	1.339	34.0	1	100
CG-PG9-2-BK		0.157	4.0	0.315	8.0	PG9	0.606	15.4	0.315	8.0	0.748	19.0	1.339	34.0	1	100
CG-PG11-1-BK		0.118	3.0	0.276	7.0	PG11	0.740	18.8	0.315	8.0	0.866	22.0	1.457	37.0	1	100
CG-PG11-2-BK		0.197	5.0	0.394	10.0	PG11	0.740	18.8	0.315	8.0	0.866	22.0	1.457	37.0	1	100
CG-PG13.5-1-BK		0.236	6.0	0.472	12.0	PG13.5	0.815	20.7	0.354	9.0	0.945	24.0	1.535	39.0	1	100
CG-PG16-1-BK		0.394	10.0	0.551	14.0	PG16	0.898	22.8	0.394	10.0	1.063	27.0	1.673	42.5	1	50
CG-PG21-1-BK		0.236	9.0	0.630	16.0	PG21	1.126	28.6	0.433	11.0	1.299	33.0	1.870	47.5	1	50
CG-PG21-2-BK		0.512	13.0	0.709	18.0	PG21	1.126	28.6	0.433	11.0	1.299	33.0	1.870	47.5	1	50
CG-PG29-1-BK		0.472	12.0	0.787	20.0	PG29	1.472	37.4	0.433	11.0	1.654	42.0	2.087	53.0	1	25
CG-PG36-1-BK		0.787	20.0	1.024	26.0	PG36	1.870	47.5	0.512	13.0	2.087	53.0	2.402	61.0	1	10
CG-PG36-2-BK		0.866	22.0	1.260	32.0	PG36	1.870	47.5	0.512	13.0	2.087	53.0	2.402	61.0	1	10

CGRA Series
90° NPT Cable Glands

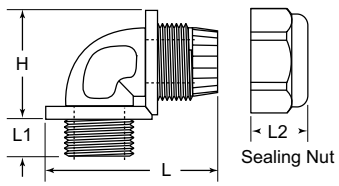

Specifications:
- Material: UL94 V-2 Nylon 6/6
- Color: Black
- Temperature Range: Working –40°F to 221°F (–40°C to 105°C)
  Intermittent up to 300°F (149°C)

Features:
- IP 68 rated protection: 5 bar
- Provides dust and water-tight performance and strain relief
- EPDM gasket and lock nut are sold separately

Optional Parts

LNPT - NPT Locknuts			
Locknut Item No.	NPT Thread	Pack Qty	Bulk Pack Qty
CGLN-NPT-3/8-BK	3/8"	1	50
CGLN-NPT-1/2-BK	1/2"	1	50
CGLN-NPT-3/4-BK	3/4"	1	50
LNPT005B	1-1/4"	1	10

Item No.	NPT Thread	Mounting Hole	Overall Length L in	Overall Length L mm	Mounting Thread L1 in	Mounting Thread L1 mm	Nut Length L2 in	Nut Length L2 mm	Overall Height H in	Overall Height H mm	Variable Clamping Range (Min/Max) in	Variable Clamping Range (Min/Max) mm	Pack Qty	Bulk Pack Qty
CGRA011A	3/8	0.687	1.909	48.5	0.461	11.7	0.657	16.7	1.181	30.0	0.197 - 0.354	5.0 - 8.0	1	20
CGRA015A	1/2	0.875	2.031	51.6	0.579	14.7	0.724	18.4	1.228	31.2	0.393 - 0.512	10.0 - 13.0	1	20
CGRA018A	3/4	1.0625	2.539	64.5	0.583	14.8	0.878	22.3	1.638	41.6	0.512 - 0.630	13.0 - 16.0	1	20
CGRA020A	1-1/4	1.687	3.346	85.0	0.740	18.8	1.220	31.0	2.087	53.0	0.866 - 1.412	22.0 - 29.0	1	10

Metric & PG Threaded Rubber Plugs

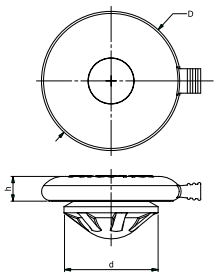

Specifications:
- Material: Silicone Rubber
- Color: Black

Features:
- Can be pushed into place using a blunt tipped tool
- Used to give water tight protection to spare holes that need to be closed off
- Pull tab for easy removal
- Fits standard Metric and PG sizes

Item No.	Cable Gland Sizes	Ø Hole		Panel Thickness Range		d		D		h		Bulk Pack Qty
		in	mm	in	mm	in	mm	in	mm	in	mm	
551846	PG7/M12	0.480 - 0.492	12.2 - 12.5	0.039 - 0.079	1.0 - 2.0	0.571	14.5	0.968	24.6	0.189	4.8	1000
551847	PG9/M16	0.606 - 0.638	15.4 - 16.2	0.039 - 0.079	1.0 - 2.0	0.689	17.5	1.087	27.6	0.197	5.0	500
551848	PG11/PG13.5/M20	0.740 - 0.815	18.8 - 20.7	0.039 - 0.079	1.0 - 2.0	0.905	23.0	1.346	34.2	0.236	6.0	500
551849	PG16	0.898	22.8	0.039 - 0.079	1.0 - 2.0	1.024	26.0	1.520	38.6	0.256	6.5	200
551850	PG21/M25	0.992 - 1.126	25.2 - 28.6	0.039 - 0.079	1.0 - 2.0	1.220	31.0	1.732	44.0	0.295	7.5	100
551851	M32	1.268 - 1.394	32.2 - 35.4	0.039 - 0.079	1.0 - 2.0	1.575	40.0	2.205	56.0	0.354	9.0	100

CGA Series Cable Grommets



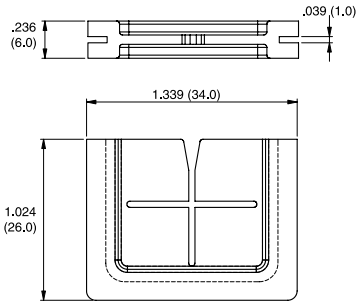

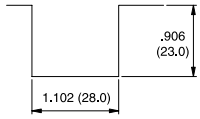

Recommended Panel Cut-Out

Specifications:
- Material: Silicone Rubber, 70 Shore A
- Color: Black

Features:
- Routes cables and protects wires from sharp edges
- "Wings" are flexible so it can accept various diameters and shapes
- Continuous working temperature of 300°F

Item No.	Ø Maximum Bundle		Panel Thickness		Bulk Pack Qty
	in	mm	in	mm	
1258288	0.591	15.0	0.039	1.0	1000

CGB Series Cable Grommets



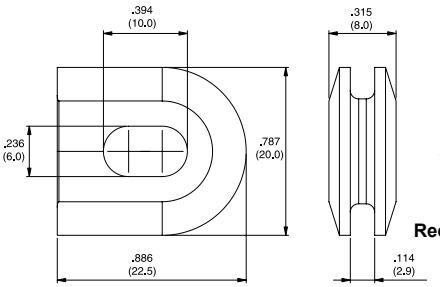

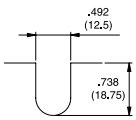

Recommended Panel Cut-Out

Specifications:
- Material: Silicone Rubber, 65 Shore A
- Color: Black

Features:
- Routes cables and protects wires from sharp edges
- "Wings" are flexible so it can accept various diameters and shapes
- Continuous working temperature of 350°F

Item No.	Bundle Area		Max Panel Thickness		Bulk Pack Qty
	in	mm	in	mm	
1342664	0.394 x 0.236	10.0 x 6.0	0.110	2.8	1000

CGC Series Cable Grommets

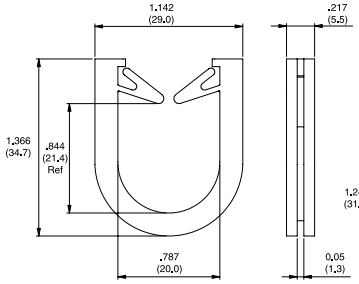

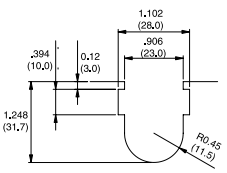

Recommended Panel Cut-Out

Specifications:
- Material: Nylon 6/6
- Color: Natural

Features:
- Routes cables and protects wires from sharp edges
- "Wings" are flexible so it can accept various diameters and shapes
- Cables may be inserted and removed

Item No.	Bundle Area		Max Panel Thickness		Bulk Pack Qty
	in	mm	in	mm	
CGC-1-01	0.844 x 0.787	21.4 x 20.0	0.047	1.2	250

EDGE WIRE SADDLES

EHWSE/EWSE/EWSJS Series
Edge Wire Saddles



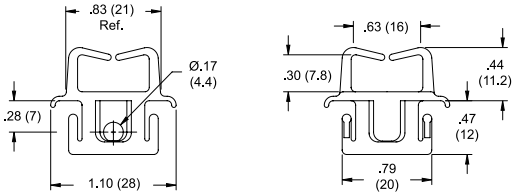

Figure 1

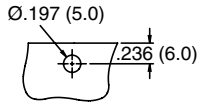

Recommended Mounting Hole



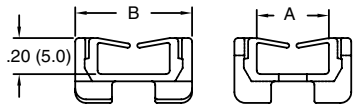

Figure 2

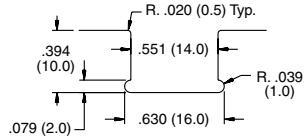

Recommended Panel Cut-Out



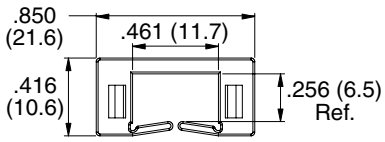

Figure 3

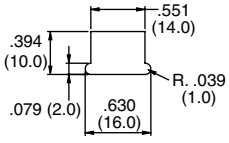

Thru Hole Panel Cut-Out

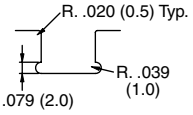

Edge Hole Panel Cut-Out

Specifications:
- Material: UL94 V-2 Nylon 6/6
- Color: See Table

Features:
- Mounts vertically or horizontally
- Routes cables and protects wires from sharp edges

Item No.	Figure	Approval	Color	Panel Thickness in	Panel Thickness mm	Depth in	Depth mm	Bulk Pack Qty
EHWSE-1-01	1		Natural	0.039 - 0.079	1.0 - 2.0	0.240	6.2	1000
EWSE-1-01	2		Black	0.032 - 0.078	0.8 - 1.2	0.190	4.8	1000
EWSE-2-01	2		Natural	0.047 - 0.063	1.2 - 1.6	0.190	4.8	1000
EWSE-3-01	2		Grey	0.063 - 0.079	1.6 - 2.0	0.190	4.8	1000
EWSJS-1-01	3	—	Natural	0.032 - 0.078	0.8 - 2.0	0.260	6.6	1000

EWSE Series
Edge Wire Saddles

EWSE-12.8-01

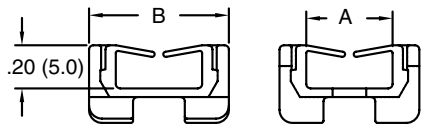

Specifications:
- Material: UL94 V-2 Nylon 6/6
- Color: Natural

Features:
- Snaps into cutout on the board
- Routes cables and protects wires from sharp edges

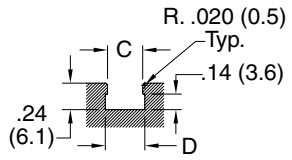

Recommended Panel Cut-Out

Item No.	Panel Thickness in	Panel Thickness mm	A in	A mm	B in	B mm	C in	C mm	D in	D mm	Depth in	Depth mm	Bulk Pack Qty
EWSE-8.1-01	0.031 - 0.063	0.8 - 1.6	0.200	5.0	0.440	11.3	0.320	8.1	0.360	9.1	0.140	3.6	1000
EWSE-12.8-01	0.031 - 0.063	0.8 - 1.6	0.390	10.0	0.640	16.2	0.500	12.8	0.540	13.8	0.140	3.6	1000

EDGE WIRE SADDLES & GROMMET EDGING

HEWSE Series
Hinged Edge Wire Saddles



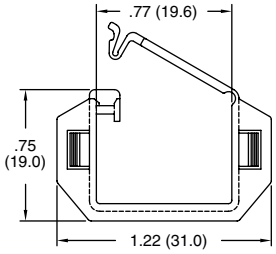

Figure 1

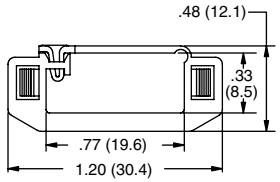

Figure 2

Specifications:
- Material: UL94 V-2 Nylon 6/6
- Color: Natural

Features:
- Routes cables and protects them from sharp edges
- Installed in a mounting slot; edge or through-hole
- Hinged latch allows retrofitting into pre-existing applications

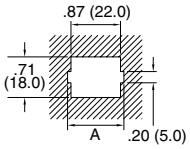

Thru Hole Panel Cut-Out

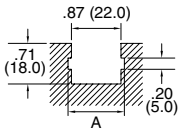

Edge Hole Panel Cut-Out

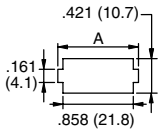

Thru Hole Panel Cut-Out

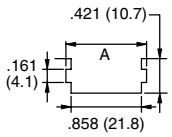

Edge Hole Panel Cut-Out

Item No.	Figure	Panel Thickness in	Panel Thickness mm	A in	A mm	Depth in	Depth mm	Bulk Pack Qty
HEWSE-22-01	1	0.020 - 0.063	0.5 - 1.6	0.980	25.0	0.260	6.6	1000
HEWSE-25-01	2	0.031 - 0.063	0.8 - 1.6	0.980	25.0	0.260	6.6	1000
HEWSE-25-01	2	0.079	2.0	1.020	26.0	0.260	6.6	1000

LEWSE Series
Edge Wire Saddles



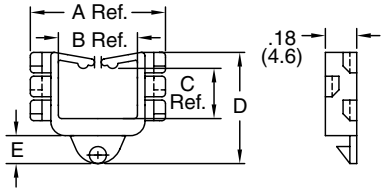

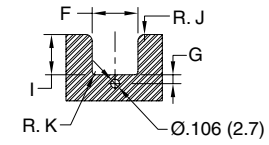

Recommended Panel Cut-Out

Specifications:
- Material: UL94 V-2 Nylon 6/6
- Color: Natural

Features:
- Locking pin in mounting base provides firm grip to the board
- Protects wires from sharp edges
- Available in four different sizes

Item No.	Panel Thickness	A Ref. in	B Ref. in	C Ref. in	D in	E in	F in	I in	G in	R. J in	R. K in	Bulk Pack Qty
LEWSE-14-01	0.031 - 0.063	0.780	0.460	0.290	0.640	0.160	0.551	0.484	0.106	0.079	0.039	1000
LEWSE-19-01	0.031 - 0.063	1.060	0.660	0.590	0.980	0.150	0.756	0.831	0.100	0.079	0.039	1000
LEWSE-21-01	0.031 - 0.063	1.130	0.660	0.580	0.980	0.150	0.827	0.827	0.100	0.079	0.060	1000
LEWSE-27-01	0.031 - 0.063	1.370	0.900	0.910	1.310	0.120	10.630	1.140	0.106	0.079	0.060	1000

MCCG Series
Metal Cushioned Grommets

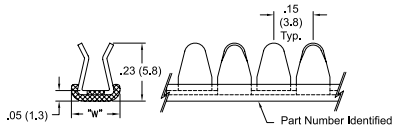

Figure 1

Specifications:
- Material: 304 Stainless Steel, Coated with Black Nylon 11 Cushion: UL94 V-0 TPE (60 Shore D)
- Temperature Range: -40°F - 185°F (-40°C - 85°C)

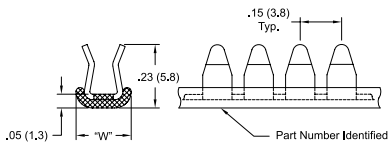

Figure 2

Features:
- Dielectric Strength: 1500 volts @ 60Hz
- Flexible polymer cushion gives additional abrasion protection
- Sold in 100 foot reels that can be cut to length using metal shears
- The MCCGF is the more flexible of the two due to the design

Item No. Figure 1	Item No. Figure 2	Fits Panel Thickness in	Fits Panel Thickness mm	Width W in	Width W mm	Roll Length ft	Pack Qty
MCCG-1N	MCCGF-1N	0.029 - 0.045	0.7 - 1.1	0.190	4.8	100	1
MCCG-2N	MCCGF-2N	0.044 - 0.056	1.1 - 1.4	0.190	4.8	100	1
MCCG-3N	MCCGF-3N	0.055 - 0.069	1.4 - 1.7	0.190	4.8	100	1
MCCG-4N	—	0.069 - 0.090	1.7 - 2.3	0.230	5.8	100	1
MCCG-6N	—	0.113 - 0.130	2.9 - 3.3	0.230	5.8	100	1

GROMMET EDGING

MCG/MCGF Series
Metal Grommets

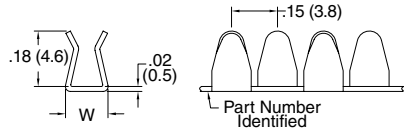

Figure 1

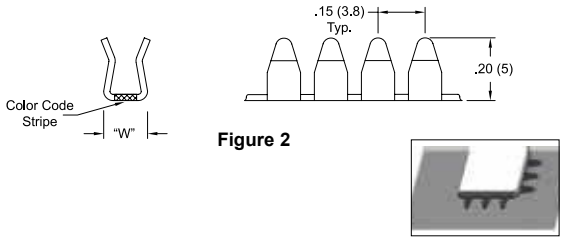

Figure 2

Specifications:
- Material: 304 Stainless Steel, Coated with Black Nylon 11 and a cushion of TPE 60 Shore D UL94V-0 rating
- Color: See Table
- Temperature Range: -40°F - 285°F (-40°C - 140°C)

Features:
- Dielectric Strength: 1000 Volts @ 60Hz
- Locks onto panel with finger pressure
- Sold in 100 foot reels that can be cut to length using metal shears
- The MCGF is the more flexible of the two due to the design

Item No.		Fits Panel Thickness		Width W		Color Coded	Roll Length	Pack Qty
Figure 1	Figure 2	in	mm	in	mm		ft	
MCG-1N	—	0.029 - 0.045	0.7 - 1.1	0.140	3.6	—	100	1
MCG-2N	—	0.044 - 0.056	1.1 - 1.4	0.140	3.6	—	100	1
MCG-3N	—	0.055 - 0.069	1.4 - 1.7	0.140	3.6	—	100	1
MCG-4N	—	0.069 - 0.090	1.7 - 2.3	0.180	4.6	—	100	1
MCG-6N	—	0.113 - 0.130	2.9 - 3.3	0.180	4.6	—	100	1
—	MCGF-1N	0.029 - 0.045	0.7 - 1.1	0.130	3.3	White	100	1
—	MCGF-2N	0.044 - 0.056	1.1 - 1.4	0.130	3.3	Pink	100	1
—	MCGF-3N	0.055 - 0.069	1.4 - 1.7	0.130	3.3	Yellow	100	1

NGSG/SNGSG/PGSG/SPGSG Series
Continuous Grommet Edging with Adhesive

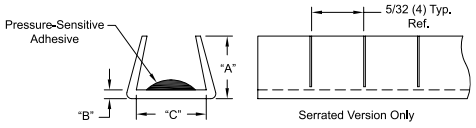

Specifications:
- Material Options:
  UL94 HB Nylon Temperature Range: -40°F - 149°F (-40°C - 65°C)
  Polyethylene: Temperature Range: 32°F - 149°F (0°C - 65°C)
- Color: See Table

Features:
- Adhesive provides self-retaining grip eliminating the need for epoxy
- Sizes 6, 7, and 8 are extra flexible
- Solid version is for straight edges
- Serrated version for round, square, and rectangular holes
- Polyethylene material is very flexible

Solid Profile Item No.		Serrated Profile Item No.			Panel Thickness Range		A Ref.		B Ref.		C Ref.		Roll Length	Pack Qty
Natural	Black	Natural	Black	Material	in	mm	in	mm	in	mm	in	mm	ft	
NGSG-2	—	SNGSG-2	SNGSG-2B	UL94 HB Nylon	0.037 - 0.071	0.9 -1.8	0.172	4.4	0.031	0.8	0.109	2.8	100	1
NGSG-2.5	—	SNGSG-2.5	—	UL94 HB Nylon	0.072 - 0.105	1.8 - 2.7	0.172	4.4	0.031	0.8	0.109	2.8	100	1
NGSG-3	—	SNGSG-3	—	UL94 HB Nylon	0.106 - 0.164	2.7 - 4.2	0.188	4.8	0.047	1.2	0.156	4.0	100	1
PGSG-2	PGSG-2B	SPGSG-2	SPGSG-2B	Polyethylene	0.037 - 0.071	0.9 -1.8	0.172	4.4	0.031	0.8	0.109	2.8	100	1
PGSG-6	PGSG-6B	SPGSG-6	—	Polyethylene	0.037 - 0.071	0.9 -1.8	0.160	4.1	0.025	0.6	0.060	1.5	100	1
PGSG-2.5	PGSG-2.5B	SPGSG-2.5	SPGSG-2.5B	Polyethylene	0.072 - 0.105	1.8 - 2.7	0.172	4.4	0.031	0.8	0.109	2.8	100	1
—	—	SPGSG-7	—	Polyethylene	0.072 - 0.105	1.8 - 2.7	0.188	4.8	0.035	0.9	0.100	2.5	100	1
PGSG-3	PGSG-3B	SPGSG-3	SPGSG-3B	Polyethylene	0.106 - 0.164	2.7 - 4.2	0.188	4.8	0.047	1.2	0.156	4.0	100	1
—	—	SPGSG-8	—	Polyethylene	0.106 - 0.164	2.7 - 4.2	0.188	4.8	0.035	0.9	0.156	4.0	100	1

NGS/PGS/SNGS/SPGS Series
Continuous Grommet Edging

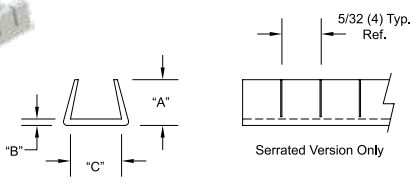

Specifications:
- Material: See Table
- Color: See Table

Features:
- Solid version is for straight edges
- Serrated version for round, square, and rectangular holes
- Polyethylene material is very flexible

Solid Profile Item No		Serrated Profile Item No.			Panel Thickness Range		A Ref.		B Ref.		C Ref.		Roll Length	Pack Qty
Natural	Black	Natural	Black	Material	in	mm	in	mm	in	mm	in	mm	ft	
NGS-1	—	SNGS-1	SNGS-1B	UL94 HB Nylon	0.026-0.036	0.7 - 0.9	0.125	3.2	0.031	0.8	0.031	0.8	100	1
NGS-2	—	SNGS-2	SNGS-2B	UL94 HB Nylon	0.037-0.071	0.9 -1.8	0.172	4.4	0.031	0.8	0.109	2.8	100	1
—	—	SNGS-2.5	SNGS-2.5B	UL94 HB Nylon	0.072-0.105	1.8 - 2.7	0.172	4.4	0.031	0.8	0.109	2.8	100	1
—	—	SNGS-3	SNGS-3B	UL94 HB Nylon	0.106-0.164	2.7 -4.2	0.188	4.8	0.047	1.2	0.156	4.0	100	1
—	—	SNGS-4	SNGS-4B	UL94 HB Nylon	0.164-0.187	4.2 - 4.7	0.188	4.8	0.047	1.2	0.188	4.8	100	1
—	—	SNGS-5	—	UL94 HB Nylon	0.188-0.250	4.8 - 6.4	0.188	4.8	0.047	1.2	0.250	6.4	100	1
PGS-1	PGS-1B	SPGS-1	—	Polyethylene	0.026-0.036	0.7 - 0.9	0.125	3.2	0.031	0.8	0.031	0.8	100	1
PGS-2	PGS-2B	SPGS-2	—	Polyethylene	0.037-0.071	0.9 -1.8	0.172	4.4	0.031	0.8	0.109	2.8	100	1
PGS-2.5	PGS-2.5B	SPGS-2.5	SPGS-2.5B	Polyethylene	0.072-0.105	1.8 - 2.7	0.172	4.4	0.031	0.8	0.109	2.8	100	1
PGS-3	—	SPGS-3	—	Polyethylene	0.106-0.164	2.7 -4.2	0.188	4.8	0.047	1.2	0.156	4.0	100	1

MGS Series
MS21266 Grommet Strip

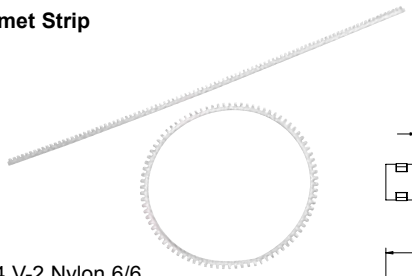

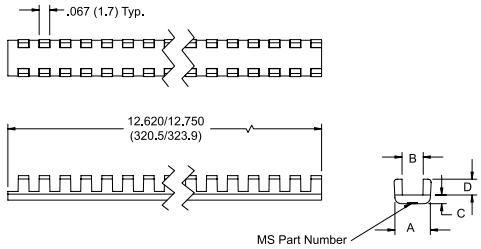

Specifications:
- Material: UL94 V-2 Nylon 6/6
- Color: Natural

Features:
- Ideally suited to cover normal and irregular shaped holes in sheet metal
- Complies with NASM21266
- Minimum hole diameter is 1"

Item No.	Military Part Number	Panel Thickness	A	B	C	D	Bulk Pack Qty
			in	in	in	in	
MGS-1-01	MS21266-1N	0.015 - 0.052	0.150	0.056	0.055	0.100	100
MGS-2-01	MS21266-2N	0.052 - 0.085	0.175	0.090	0.055	0.100	100
MGS-3-01	MS21266-3N	0.085 - 0.128	0.220	0.131	0.055	0.100	100
MGS-4-01	MS21266-4N	0.128 - 0.192	0.325	0.195	0.070	0.160	100
MGS-5-01	MS21266-5N	0.192 - 0.255	0.385	0.260	0.070	0.170	100
MGS-6-01	MS21266-6N	0.255 - 0.318	0.445	0.320	0.075	0.180	100
MGS-8-01	MS21266-8N	0.380 - 0.510	0.640	0.515	0.075	0.180	50

RG Series
Rubber Grommet Edging

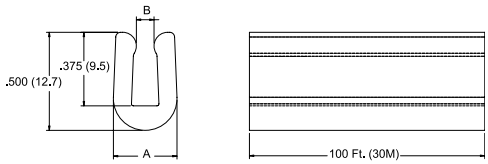

Specifications:
- Material: TPE
- Color: Black

Features:
- Supplied in rolls that can be cut to required length
- Prevents wires and cables from chafing against sharp edges

Item No.	Fits Panel Thickness		A Ref		B Max		Roll Length		Pack Qty
	in	mm	in	mm	in	mm	ft	m	
RG-1	0.063	1.6	0.264	6.7	0.030	0.8	100	30	1
RG-2	0.093	2.4	0.293	7.4	0.060	1.5	100	30	1
RG-3	0.125	3.2	0.324	8.2	0.090	2.3	100	30	1

GRE Series
PVC Grommet Edging

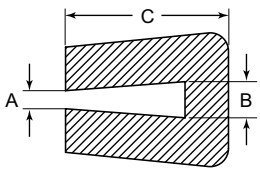

Specifications:
- Material: Soft PVC
- Color: Black

Features:
- Protects sharp or delicate edges
- Fits irregular shapes and a range of panel thicknesses
- PVC material is non-staining; resistant to ozone, acids, and sunlight; with excellent aging qualities

Item No.	Panel Thickness A		Panel Thickness B		Overall Width C		Roll Length		Pack Qty
	in	mm	in	mm	in	mm	ft	m	
GRE32343A	0.031	0.78	0.047	1.19	0.276	7.01	164	50	1
GRE34074A	0.039	0.99	0.079	2.00	0.315	8.00	164	50	1
GRE34075A	0.059	1.49	0.110	2.79	0.374	9.50	164	50	1
GRE34076A	0.106	2.69	0.149	3.78	0.413	10.49	164	50	1
GRE34077A	0.146	3.70	0.204	5.18	0.433	11.00	164	50	1
GRE34078A	0.209	5.30	0.267	6.78	0.512	13.00	164	50	1

GROMMET EDGING, CHANNELS & INSULATORS

DSC Series
Nylon Grommet Edging

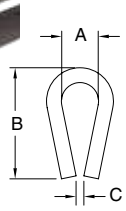

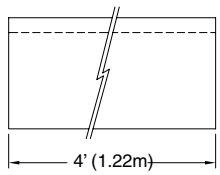

Specifications:
- Material: UL94 HB MDS Filled Nylon
- Color: Gray

Features:
- Used as wear strips, non-abrasive edging, noise-reducing conveyor strips, framing, binding, or to protect from sharp edges
- Built-in lubricant for reduced friction and longer part life
- Resistant to ordinary solvents, mild acids and alkalis or fungus growth
- Comes in 4 foot lengths that can be cut to desired length

Item No.	A Fits Panel Thickness		B		C Ref		Wall Thickness		Length		Packaged	Pack Qty
	in	mm	in	mm	in	mm	in	mm	ft	m		
DSC-.5-48	0.062	1.6	0.300	7.6	0.031	0.8	0.031	0.8	4	1.22	100 Ft	1
DSC-1-48	0.125	3.2	0.375	9.5	0.020	0.5	0.047	1.2	4	1.22	100 Ft	1
DSC-2-48	0.188	4.8	0.500	12.7	0.031	0.8	0.047	1.2	4	1.22	100 Ft	1
DSC-3-48	0.250	6.4	0.625	15.9	0.045	1.1	0.063	1.6	4	1.22	100 Ft	1

CH Series
Polystyrene Channel

Specifications:
- Material: ULB94 HB Polystyrene
- Color: White

Features:
- Protects from sharp edges
- Binds and frames
- Sold in 4 foot lengths that can be cut to desired length

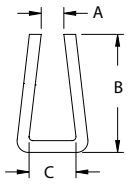

Fig. 1

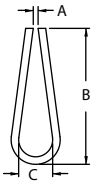

Fig. 2

Item No.	Fits Panel Thickness		A Ref		B Ref		C Min.		Figure	Length		Packaged	Pack Qty
	in	mm	in	mm	in	mm	in	mm		ft	m		
CH200X250-48	0.250	6.4	0.200	5.1	0.375	9.5	0.25	6.4	1	4	1.22	100 ft	1
CH15X50-48	0.050	1.3	0.015	0.4	0.437	11.1	0.05	1.3	1	4	1.22	100 ft	1
CH20X141-48	0.140	3.6	0.020	0.5	0.562	14.3	0.14	3.6	2	4	1.22	100 ft	1

OS Series
Straight Terminal Insulators

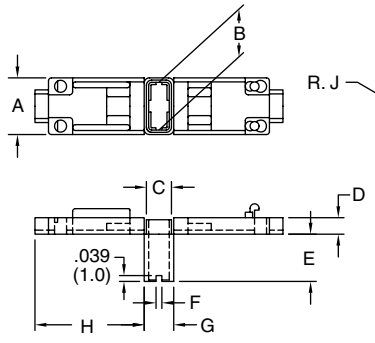

Specifications:
- Material: UL94 V-2 Nylon 6
- Color: Natural

Features:
- Insulating sleeve for straight type receptacles
- Installs easily by hand; slip the sleeve onto receptacle and snap shut with fingers
- For pre-assembled wire and receptacle

Item No.	Approval	Terminal Type	Ø Wire		A		B		C		D		E		F		G		H		R.J		K		Bulk Pack Qty
			in	mm	in	mm	in	mm	in	mm	in	mm	in	mm	in	mm	in	mm	in	mm	in	mm	in	mm		
OS-187		Straight Type 187 Series	9/64	3.6	0.346	8.8	0.240	6.1	0.106	2.7	0.102	2.6	0.268	6.8	0.039	1.0	0.154	3.9	0.594	15.1	0.071	1.8	0.295	7.5	500
OS-250		Straight Type 187 Series	5/32	3.8	0.386	9.8	0.311	7.9	0.164	3.4	0.110	2.8	0.315	8.0	0.039	1.0	0.185	4.7	0.728	18.5	0.081	2.1	0.358	9.1	500

OF Series
Flag Terminal Insulators

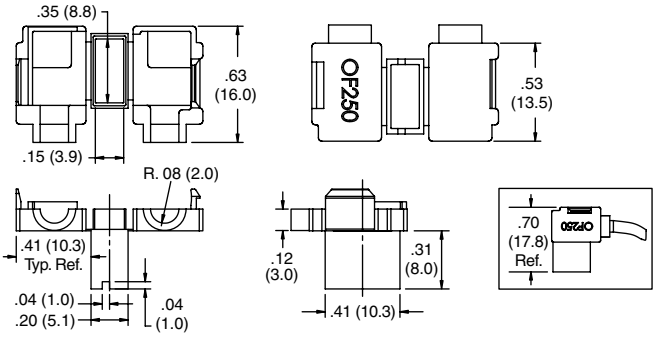

Specifications:
- Material: UL94 V-2 Nylon 6
- Color: Natural

Features:
- Insulating sleeve for flag type receptacles
- Installs easily by hand; slip the sleeve onto receptacle and snap shut with fingers
- For pre-assembled wire and receptacle

Item No.	Approval	Terminal Type	Wire Ø in	Wire Ø mm	Bulk Pack Qty
OF-250		Flag Type 250 Series	0.150	3.9	500

Quick Fit Straight Terminal Insulators



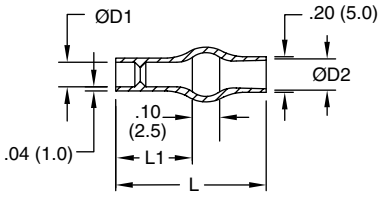

Figure 1

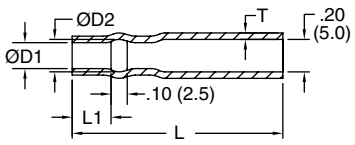

Figure 2

Specifications:
- Material: UL94 V-0 Soft PVC
- Color: Transparent Blue
- UL Temperature Range: 221°F (105°C)
- UL Voltage: 600V

Features:
- Replaces heat shrink tubing
- Made from a specially formulated soft PVC for fast, flexible installation
- Transparent for visual inspection
- No corrosion when exposed to copper

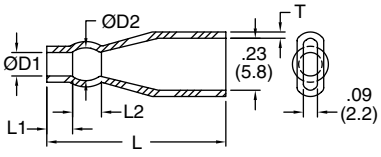

Figure 3

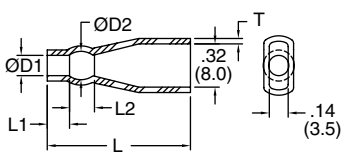

Figure 4

Item No.	Figure	Wire OD Range in	Wire OD Range mm	Wire Gauge	Ø D1 in	Ø D1 mm	Ø D2 in	Ø D2 mm	L1 in	L1 mm	L2 in	L2 mm	L in	L mm	T in	T mm	Bulk Pack Qty
224225	1	0.580 - 0.091	1.5 - 2.3	22 - 18	0.100	2.5	0.160	4.1	0.240	6.1	—	—	0.510	13.0	—	—	1000
224230	1	0.068 - 0.113	1.7 - 2.9	20 - 18	0.120	3.0	0.160	4.1	0.240	6.1	—	—	0.510	13.0	—	—	1000
215025	2	0.580 - 0.091	1.5 - 2.3	22 - 18	0.100	2.5	0.160	4.1	0.240	6.1	—	—	1.300	33.0	0.040	1.0	1000
215032	2	0.071 - 0.126	1.8 - 3.2	18 - 16	0.130	3.3	0.180	4.6	0.280	7.1	—	—	1.340	34.0	0.040	1.0	1000
235830	3	0.580 - 0.091	1.5 - 2.3	20 - 18	0.120	3.0	0.160	4.0	0.200	5.0	0.100	2.5	0.910	23.0	0.030	.08	1000
235835	3	0.071 - 0.140	1.8 - 3.6	18 - 14	0.140	3.5	0.180	4.5	0.200	5.0	0.120	3.0	0.910	23.0	0.030	.08	1000
238032	4	0.071 - 0.126	1.8 - 3.2	18 - 16	0.130	3.3	0.190	4.8	0.200	5.1	0.100	2.5	0.950	24.1	0.040	1.0	1000
238035	4	0.071 - 0.140	1.8 - 3.6	18 - 14	0.140	3.6	0.180	4.6	0.200	5.1	0.120	3.0	0.950	24.1	0.040	1.0	1000
238040	4	0.091 - 0.140	2.3 - 3.6	16 - 14	0.160	4.1	0.200	5.1	0.200	5.1	0.120	3.0	0.970	24.6	0.040	1.0	1000
238048	4	0.113 - 0.190	2.9 - 4.8	14 - 12	0.190	4.8	0.250	6.3	0.200	5.1	0.100	2.5	0.980	24.6	0.040	1.0	1000

INSULATORS & CONNECTORS

Quick Fit Flag Terminal Insulators

Specifications:
- Material: UL94 V-0 Soft PVC
- Color: Transparent Blue
- UL Temperature Range: 221°F (105°C)
- UL Voltage: 600V

Features:
- Replaces heat shrink tubing
- Made from a specially formulated soft PVC for fast, flexible installation
- Transparent for visual inspection
- No corrosion when exposed to copper

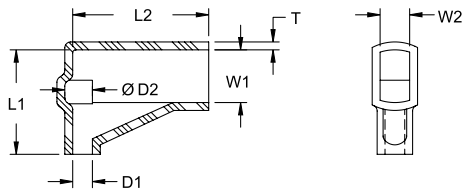

Item No.	Wire OD Range		Wire Gauge	Ø D1		Ø D2		L1		L2		W1		W2		T		Bulk Pack Qty
	in	mm		in	mm	in	mm	in	mm	in	mm	in	mm	in	mm	in	mm	
248532	0.071 - 0.126	1.8 - 3.2	18 - 16	0.130	3.2	0.170	4.2	0.530	13.5	0.690	17.5	0.340	8.5	0.180	4.5	0.040	1.0	1000
248548	0.133 - 0.190	2.9 - 4.8	14 - 12	0.190	4.8	0.230	5.8	0.530	13.5	0.690	17.5	0.340	8.5	0.180	4.5	0.040	1.0	1000

NM Series
Closed End Wire Connectors

NEW

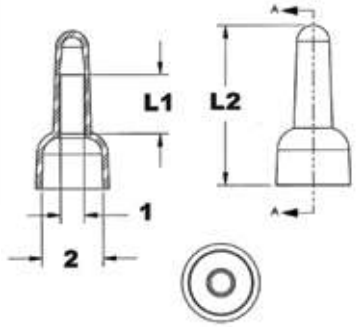

Specifications:
- Material: UL94 V-2 Nylon 6/6
  Material: Insert: Tin Plated Copper
- Color: Natural

Features:
- Nylon insulated and UL approved
- Easy installation, simply insert pre-stripped wires into connector tube and crimp with a crimping tool to hold wires firmly, even in vibration

Item No.	Approval	Wire Gauge	L1		L2		1		2		Bulk Pack Qty
			in	mm	in	mm	in	mm	in	mm	
NM22WC01	cULus	22 - 16	0.275	6.9	0.787	20.0	0.094	2.4	0.307	7.8	100
NM22WC02	cULus	16 - 14	0.295	7.5	0.787	20.0	0.118	3.0	0.307	7.8	100
NM22WC05	cULus	12 - 10	0.335	8.5	1.004	25.5	0.165	4.1	0.409	10.3	100
NM22WC08	—	8	0.374	9.5	1.071	27.2	0.165	4.7	0.472	12.0	100

NM Series
Screw On Wire Connectors

NEW

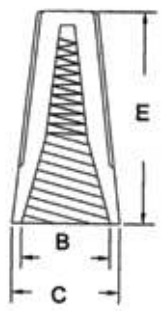

Specifications:
- Material: PVC with Spring Inserted
- Color: See Table

Features:
- Easy to use, simply strip wires and screw on connector
- Maximum Temperature of 221°F (105°C)
- Shell is made from durable PVC with a spring inserted

Item No.	Color	Ø B		Ø C		E		Wire Combination	Bulk Pack Qty
		in	mm	in	mm	in	mm		
NM22SWC71	GRAY	0.256	6.5	0.338	8.6	0.598	15.2	MIN#20X1+#22X1 MAX#16X2	100
NM22SWC72	BLUE	0.280	7.1	0.390	9.9	0.697	17.7	MIN#20X3 MAX#16X3	100
NM22SWC73	ORANGE	0.382	9.7	0.496	12.6	0.866	22.0	MIN#20X3 MAX#16X3+#18X1	100
NM22SWC74	YELLOW	0.433	11.0	0.551	14.0	0.961	24.4	MIN#14X1+#18X1 MAX#14X4+#18X1	100
NM22SWC76	RED	0.516	13.1	0.645	16.3	1.043	26.5	MIN#14X2 MAX#10X2+#12X2	100

DESK GROMMETS

WMRG Series
Round Desk Grommets

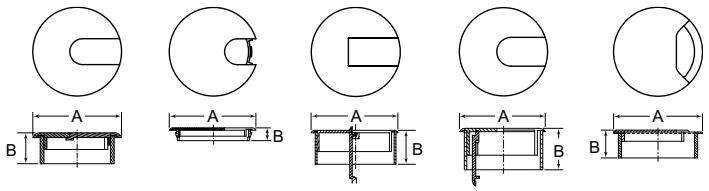

Type A | Type B | Type C | Type D | Type E

Specifications:
- Material: See Table
- Color: Black
- Surface Finish: See Table

Features:
- Used extensively on office furniture and computer desks to eliminate the clutter of wires and cables
- Several shapes and styles; most can be coordinated to match the color of your desk surface
- Layer packed for your convenience and to protect the surface during shipping

Item No.	Type	Style	A in	B in	Ø To Fit Hole in	Material	Surface Finish	Bulk Pack Qty
WMRG100A	A	3-PIECE	1.500	0.469	1.250	ABS	Textured	1000
WMRG110B	D	3-PIECE	2.250	1.000	2.000	ABS	Polished	400
WMRG130A	D	3-PIECE	2.250	1.000	2.000	ABS	Textured	600
WMRG140A	B	2-PIECE	3.000	0.540	2.500	ABS	Textured	750
WMRG160A	C	3-PIECE	3.000	1.050	2.750	ABS	Textured	400
WMRG170C	A	3-PIECE	3.000	1.050	2.750	ABS	Polished	300
WMRG180B	E	2-PIECE	3.625	1.100	3.250	PS	Textured	240
WMRG190B	D	3-PIECE	2.250	1.000	2.000	ABS	Textured	400

WMUG Series
Round Umbrella Table Grommets

Specifications:
- Material: K-Resin
- Color: Clear

Features:
- Umbrella grommets are used on patio and casual furniture to protect tables from umbrella damage
- The plug finishes the table when the umbrella is not present

Item No.	Ø To Fit Hole in	Type	Pack Qty	Bulk Pack Qty
WMUG100C	2.000	Bushing/Ring	1	900
WMUG110D	fits into WMUG100C	Cover/Lid	1	900

WMTG Series
Rectangular Table Grommets

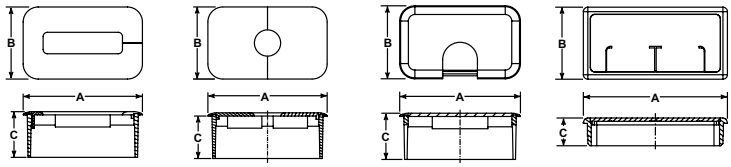

Type A | Type B | Type C | Type D

Specifications:
- Material: See Table
- Color: Black
- Surface Finish: Textured

Features:
- Wire management grommets are used extensively on office furniture and computer desks to eliminate the clutter of wires and cables

Item No.	Type	Style	A in	B in	C in	Ø To Fit Hole in	Material	Surface Finish	Bulk Pack Qty
WMTG100A	B	3-Piece	3.500	2.125	0.700	3.250 x 1.875	ABS	Textured	525
WMTG110A	B	3-Piece	3.500	2.125	1.250	3.230 x 1.865	ABS	Textured	315
WMTG120A	A	2-Piece	3.475	2.102	1.250	3.250 x 1.865	ABS	Textured	189
WMTG150A	B	2-Piece	3.500	2.134	1.287	3.250 x 1.865	ABS	Textured	320
WMTG170A	C	2-Piece	3.365	2.245	1.750	3.125 x 2.000	ABS	Textured	204
WMTG180A	D	2-Piece	4.020	2.010	0.775	3.770 x 1.750	Polypropylene	Textured	288

TUBE GLIDES, FEET, BUMPERS & CASTERS

TUBE INSERT & GLIDE SELECTOR GUIDE 436

SQUARE INSERT GLIDES ..... 437 - 439

SQUARE THREADED INSERT GLIDES ..... 440 - 441

SQUARE AND ANGLE IRON CAPS 442

ROUND TUBE INSERT GLIDES ..... 443 - 446

ROUND THREADED INSERT GLIDES ..... 447 - 448

FERRULE & TUBE CAPS ..... 449 - 450

RECTANGLE TUBE INSERT GLIDES ..... 451 - 452

TACK, SCREW-IN & ADHESIVE GLIDES 453

PLASTIC BASED LEVELERS ..... 454 - 456

ADJUSTABLE FEET & BASE CAPS ..... 457 - 458

RIVET FEET 458

STEM BUMPERS ..... 459 - 463

BUMPERS & STICK-ON FEET ..... 464 - 466

CASTERS ..... 467 - 471

TUBE GLIDES, FEET, BUMPERS & CASTERS

TUBE INSERT & GLIDE SELECTOR GUIDE

Step 1: Determine Tube Size = Actual OD of Tubing

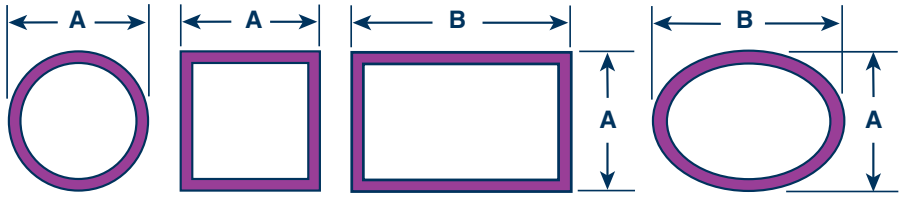

Step 2: Determine the Wall Thickness to Determine Tube Gauge

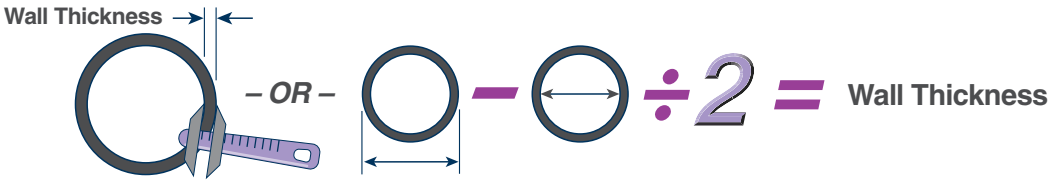

Wall Thickness (inches)	0.239	0.224	0.209	0.194	0.179	0.164	0.149	0.134	0.120	0.109	0.095	0.083	0.072	0.065	0.058	0.049	0.042	0.035	0.028
(mm)	6.1	5.7	5.3	4.9	4.5	4.2	3.8	3.4	3	2.8	2.4	2.1	1.8	1.7	1.5	1.2	1.1	0.9	0.7
Tube Gauge	3	4	5	6	7	8	9	10	11	12	13	14	15	16	17	18	19	20	22

Step 3: Select your desired…

Style:

Ribbed Design –
Fits Multiple Gauges
Non-Load Bearing

Straight Wall Design –
Fits Single Gauge
Load Bearing

Shape & Finish:

Flat, Rounded, Angled, or Articulating

Polished, Textured (Matte), or Chromed

tel | 800 847 0486 fax | 866 561 6617

SQUARE INSERT GLIDES

SQR Series
Square Multi-Gauge Ribbed Tube Inserts

Specifications:
- Material: Low-Density Polyethylene
- Surface Finish: Polished and Textured
- Color: See Table

Features:
- Ideal for aesthetic or light-duty load bearing applications
- Perimeter rib design allows for easy assembly and a secure fit
- Used on a wide range of furniture and metal tubing applications

Imperial

Black Item No.		White Item No.		Tube OD	Tube Gauge	Wall Thickness	Bulk Pack Qty
Polished	Textured	Polished	Textured	in		in	
SQR051620A	—	—	—	0.500	16-20	0.035-0.065	10000
SQR111193A	SQR111211A	SQR111229A	—	0.500	14-20	0.035-0.083	2500
SQR061620C	—	—	—	0.625	16-20	0.035-0.065	5000
SQR111195A	SQR111213A	—	—	0.625	12-20	0.035-0.109	2500
SQR111196A	SQR111214A	SQR111232A	—	0.750	12-20	0.035-0.109	2500
SQR071620C	—	—	—	0.750	16-20	0.035-0.065	5000
SQR081618A	—	—	—	0.875	16-18	0.049-0.065	4000
SQR101014A	—	SQR101014D	—	1.000	10-14	0.083-0.134	2000
SQR101420D	—	—	—	1.000	14-20	0.035-0.083	2500
SQR111200A	SQR111218A	SQR111235A	—	1.000	11-19	0.042-0.120	2500
SQR111620A	—	—	—	1.125	16-20	0.035-0.065	2000
—	—	SQR199150A	—	1.125	14-20	0.035-0.083	2000
SQR121014A	—	—	—	1.250	10-14	0.083-0.134	2000
SQR121420A	—	—	—	1.250	14-20	0.035-0.083	2000
—	—	—	SQR111616A	1.250	11-19	0.042-0.120	1500
SQR131016A		—	—	1.375	10-16	0.065-0.134	900
SQR111202A	SQR111220A	SQR111238A	—	1.375	11-19	0.042-0.120	1500
SQR151014A	—	—	—	1.500	10-12	0.083-0.109	1000
SQR111503A	SQR111541A	SQR111617A	—	1.500	12-19	0.042-0.120	1000
SQR151418A	—	—	—	1.500	14-18	0.049-0.083	1000
SQR171014A	—	SQR171014C	—	1.750	10-14	0.083-0.134	500
SQR171418A	SQR171418B	SQR171418C	—	1.750	14-18	0.049-0.083	500
—	SQR200508A	—	—	2.000	5-8	0.164-0.209	500
SQR201014A	—	—	—	2.000	10-14	0.083-0.134	350
SQR201418A	—	—	—	2.000	14-18	0.049-0.083	500
SQR111206A	SQR111224A	SQR111242A	—	2.000	11-19	0.042-0.120	500
—	SQR251014A	—	—	2.500	10-14	0.083-0.134	250
SQR111504A	SQR111542A	—	—	2.500	11-19	0.042-0.120	250
—	SQR300508A	—	—	3.000	5-8	0.164-0.209	200
—	SQR301014A	—	—	3.000	10-14	0.083-0.134	200
SQR111507A	SQR111545A	—	SQR111621A	3.000	8-14	0.083-0.164	200
SQR3511B	—	—	—	3.500	8-11	0.120-0.164	70
	SQR400408A			4.000	4-8	0.164-0.224	75
—	SQR400711B	—	—	4.000	7-11	0.120-0.179	70
—	SQR500711A	—	—	5.000	7-11	0.120-0.179	48
—	SQR60188A	—	—	6.000	10-14	0.083-0.134	26

Metric

Black Item No.		Tube OD In	Tube Gauge	Wall Thickness In	Bulk Pack Qty
Polished	Textured				
SQR111197A	SQR111215A	20.00	12-20	0.035-0.109	2500
SQR111198A	SQR111216A	22.00	12-20	0.035-0.109	2500
SQR111199A	SQR111217A	25.00	12-20	0.035-0.109	2500
SQR111502A	SQR111540A	32.00	11-19	0.042-0.120	1500
SQR111203A	SQR111221A	40.00	11-19	0.042-0.120	500
SQR111204A	SQR111222A	45.00	11-19	0.042-0.120	500

Black Item No.		Tube OD In	Tube Gauge	Wall Thickness In	Bulk Pack Qty
Polished	Textured				
SQR111205A	SQR111223A	50.00	11-19	0.042-0.120	500
SQR111207A	SQR111225A	60.00	11-19	0.042-0.120	250
SQR111810A	SQR111811A	60.00	9-14	0.083-0.149	250
SQR111506A	SQR111544A	75.00	8-14	0.083-0.164	200
SQR111209A	SQR111227A	80.00	8-14	0.083-0.164	150
SQR111210A	SQR111228A	100.00	8-14	0.083-0.164	100

LSQR Series
Square Ribbed Tube Inserts

Specifications:
- Material: High-Density Polyethylene
- Color: Black with Textured Finish

Features:
- Not recommended for load-bearing applications

Item No.	Tube Size		Tube Gauge	Wall Thickness In	Bulk Pack Qty
	In	mm			
LSQR061620A	0.625	15.87	16-20	0.035-0.065	6000
LSQR071620A	0.750	19.05	16-20	0.035-0.065	4000
LSQR101420A	1.000	25.40	14-20	0.035-0.083	2000
LSQR111620A	1.125	28.32	16-20	0.035-0.065	3000
LSQR121420A	1.250	31.75	14-20	0.035-0.083	1300

SQUARE INSERT GLIDES

SIG Series
Square Load Bearing Glides

Specifications:
- Material: See Table
- Color: See Table

Features:
- Suitable for light and heavy-duty applications
- Step lead provides easy installation
- Press fit assures a secure hold in tubing

Item No.	Tube Size in	Tube Gauge	Material	Wall Thickness in	Color	Bulk Pack Qty
SIG1100A	0.375	16	ABS	0.065	Black	5000
SIG1105A	0.375	19	ABS	0.042	Black	5000
SIG1108A	0.500	14	ABS	0.083	Black	4000
SIG1110A	0.500	16	ABS	0.065	Black	15000
SIG1115A	0.500	18	ABS	0.049	Black	15000
SIG1120A	0.625	16	ABS	0.065	Black	8000
SIG1125A	0.625	17	ABS	0.058	Black	8000
SIG1130A	0.625	18	ABS	0.049	Black	8000
SIG1135A	0.625	20	ABS	0.035	Black	8000
SIG1140A	0.695	18	ABS	0.049	Black	5000
SIG1145A	0.715	18	ABS	0.049	Black	5000
SIG1150A	0.725	11	ABS	0.120	Black	5000
SIG1155A	0.725	16	ABS	0.065	Black	5000
SIG1160A	0.750	11	ABS	0.120	Black	5800
SIG1165A	0.750	13	ABS	0.095	Black	6000
SIG1170A	0.750	15	ABS	0.072	Black	4000
SIG1175A	0.750	16	ABS	0.065	Black	5500
SIG1180A	0.750	18	ABS	0.049	Black	5500
SIG1185A	0.750	19	ABS	0.042	Black	5500
SIG1190A	0.750	20	ABS	0.035	Black	5500
SIG1200A	0.812	14	ABS	0.083	Black	4500
SIG1205A	0.812	16	ABS	0.065	Black	4500
SIG1210A	0.812	18	ABS	0.049	Black	4500
SIG1215A	0.875	11	ABS	0.120	Black	5000
SIG1220C	0.875	16	ABS	0.065	Black	4000
SIG1225A	0.875	18	ABS	0.049	Black	4000
SIG1235A	1.000	11	ABS	0.120	Black	3200
SIG1240A	1.000	14	ABS	0.083	Black	3000
SIG1244C	1.000	16	Butyrate	0.065	Clear	2800

Item No.	Tube Size in	Tube Gauge	Material	Wall Thickness in	Color	Bulk Pack Qty
SIG1245A	1.000	16	ABS	0.065	Black	2800
SIG1250A	1.000	17	ABS	0.058	Black	2800
SIG1255A	1.000	18	ABS	0.049	Black	2800
SIG1260A	1.000	20	ABS	0.035	Black	3200
SIG1265A	1.000	22	ABS	0.035	Black	3200
SIG1270A	1.125	16	ABS	0.065	Black	2200
SIG1275A	1.125	18	ABS	0.049	Black	2200
SIG1280A	1.250	11	ABS	0.120	Black	2200
SIG1285A	1.250	12	ABS	0.109	Black	2000
SIG1290A	1.250	14	ABS	0.083	Black	1500
SIG1295A	1.250	16	ABS	0.065	Black	1700
SIG1300A	1.250	18	ABS	0.049	Black	1800
SIG1305A	1.500	10	ABS	0.134	Black	1800
SIG1310A	1.500	11	ABS	0.120	Black	1200
SIG1315A	1.500	12	ABS	0.109	Black	1200
SIG1320C	1.500	14	ABS	0.083	Black	1300
SIG1325A	1.500	16	ABS	0.065	Black	1100
SIG1330A	1.500	18	ABS	0.049	Black	1200
SIG1335A	1.500	20	ABS	0.035	Black	1200
SIG1340A	1.750	11	ABS	0.120	Black	1000
SIG1345A	1.750	14	ABS	0.083	Black	1000
SIG1350A	1.750	16	ABS	0.065	Black	900
SIG1353C	2.000	11	ABS	0.120	Black	1000
SIG1365A	2.000	12	ABS	0.109	Black	1000
SIG1370A	2.000	14	ABS	0.083	Black	1000
SIG1375A	2.000	16	ABS	0.065	Black	1000
SIG1380A	2.000	18	ABS	0.049	Black	1000
SIG1385A	2.500	11	ABS	0.120	Black	500
SIG1390A	3.000	11	ABS	0.120	Black	500

SQP Series
Square Ribbed Tube Inserts
Chrome Finish

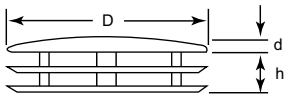

Specifications:
- Material: Low-Density Polyethylene
- Color: Black with High-Polished Metal-Finish Shell

Features:
- Polished metallic finish provides enhanced aesthetic appearance
- Horizontal ribbing allows for built-in flexibility to fit multiple tube gauges

Item No.	D in	D mm	d in	d mm	h in	h mm	Wall Thickness Tube Gauge (in)	Wall Thickness mm	Bulk Pack Qty
SQP465341A	0.625	15.88	0.079	2.00	0.354	9.00	14-19 (0.040 - 0.080)	1.0 - 2.0	1000
SQP460959A	0.709	18.00	0.079	2.00	0.354	9.00	14-19 (0.040 - 0.080)	1.0 - 2.0	1000
SQP465340A	0.750	19.05	0.079	2.00	0.394	10.00	14-19 (0.040 - 0.080)	1.0 - 2.0	1000
SQP465343A	1.000	25.40	0.079	2.00	0.394	10.00	14-19 (0.040 - 0.080)	1.0 - 2.0	1000
SQP465342A	1.181	30.00	0.118	3.00	0.394	10.00	14-19 (0.040 - 0.080)	1.0 - 2.0	1000
SQP460964A	1.375	35.00	0.118	3.00	0.472	12.00	14-19 (0.040 - 0.080)	1.0 - 2.0	1000
SQP465344A	1.575	40.00	0.118	3.00	0.472	12.00	14-19 (0.040 - 0.080)	1.0 - 2.0	1000

SQUARE INSERT GLIDES

AFSQ Series
Square Angled Tube Inserts

Specifications:
- Material: Low-Density Polyethylene
- Color: Black

Features:
- These angled feet are ideal for stacking chairs, children's play equipment and step ladders

Item No.	Tube Size		Tube Gauge	Wall Thickness	Degree	Bulk Pack Qty
	in	mm		in		
AFSQ07161805A*	0.750	19.05	16-18	0.049-0.065	5°	2500
AFSQ07161825A*	0.750	19.05	16-18	0.049-0.065	25°	2500
AFSQ10162015A	1.000	25.40	16-20	0.035-0.065	15°	1000

* Has a built-in bumper

SRG Series
Square Domed Tube Glides

Specifications:
- Material: ABS
- Color: Black

Features:
- Ideal for applications with variable leg angles
- Square rocker glides fit flush with tubing outer dimensions for a clean, finished look

Item No.	Tube Size	Tube Gauge	Wall Thickness	Bulk Pack Qty
	in		in	
SRG1010A	0.750	16	0.065	4000
SRG1020A	0.750	18	0.049	4000
SRG1030A	0.813	16	0.065	3000
SRG1115A	0.813	17	0.058	4000
SRG1120A	0.813	18	0.049	700
SRG1045A	0.875	16	0.065	3000
SRG1055A	0.875	18	0.049	2700

Item No.	Tube Size	Tube Gauge	Wall Thickness	Bulk Pack Qty
	in		in	
SRG1075A	0.940	18	0.049	2700
SRG1080A	1.000	16	0.065	2000
SRG1100A	1.000	18	0.049	2000
SRG1125A	1.250	16	0.065	1100
SRG1135A	1.250	18	0.049	1100
SRG1145A	1.500	18	0.049	1000

DFSQ Series
Square Domed Tube Inserts

Sizing & Selector GUIDE
See Page 436

Specifications:
- Material: Low-Density Polyethylene
- Color: Black

Features:
- Can accommodate any degree of leg angle, while the horizontal ribbed design has built-in flexibility to fit multiple tube gauge sizes

Item No.	Tube Size		Tube Gauge	Bulk Pack Qty
	in	mm		
DFSQ111525A	0.787	20.00	18-25	2500
DFSQ081620A	0.875	22.22	16-20	1750
DFSQ101620A	1.000	25.40	16-20	1250

LOCAL STOCK
SAME DAY SHIPPING
SHOP OVER 65,000 PRODUCTS ONLINE

THREADED INSERT GLIDES

STI Series
Square Plastic Threaded Inserts

Specifications:
- Material: Nylon
- Color: See Table

Features:
- Can be used with either adjustable feet or tilt glides

Item No.	Color	Ø Tube in	Tube Gauge	Thread Size	Bulk Pack Qty
STI1200B	Black	0.750	16	1/4 - 20	5000
STI1215A	Natural	0.875	16	1/4 - 20	1900
STI1215B	Black	0.875	16	1/4 - 20	1900
STI1220A	Natural	1.000	16	1/4 - 20	3000
STI1240A	Natural	1.000	18	1/4 - 20	2700
STI1260A	Natural	1.000	18	5/16 - 18	2700
STI1260B	Black	1.000	18	5/16 - 18	2700
STI1270A	Natural	1.250	16	5/16 - 18	1800

TAS Series
Square Threaded All Metal Inserts

Specifications:
- Material: Steel with Zinc Plated Finish

Features:
- Metal ribs lock onto inside of square tube

Imperial

Item No.	Fits Tube in	Thread	Fits Tube Gauge	Bulk Pack Qty
TAS240A	1	5/16 - 18	16 - 18	1000
TAS260A	1 - 1/4	5/16 - 18	16 - 18	500
TAS460A	1 - 1/4	3/8 - 16	16 - 18	500
TAS270A	1 - 1/2	5/16 - 18	16 - 18	500
TAS470A	1 - 1/2	3/8 - 16	16 - 18	500

Metric

Item No.	Fits Tube mm	Thread Size	Tube Gauge mm	Std Pack Qty
499465	19	M6	1.0	200
499466	22	M6	1.0	200
499467	25	M6	1.0	200
551845	25	M8	1.2	200
499470	32	M8	1.2	200
499471	38	M8	1.2	200
551842	22	M10	1.5	200
551843	25	M10	1.5	200
499473	32	M10	1.5	200
499474	38	M10	1.5	200

SQM Series
Square Metal Threaded Inserts



Specifications:
- Material: HDPE with Zinc-Plated Steel-Threaded Insert
- Color: Black

Features:
- Tube inserts with internal threads to accommodate adjustable leveling mounts and feet
- Ribbed to accommodate multiple gauges

Imperial

Item No.	Tube Size	Thread Size	Tube Gauge	Wall Thickness in	Bulk Pack Qty
SQM0150A	0.750	1/4 - 20	16 - 18	0.049 - 0.065	1000
SQM0200A	0.875	1/4 - 20	16 - 18	0.049 - 0.065	1000
SQM0300A	1.000	1/4 - 20	16 - 18	0.049 - 0.065	1000
SQM0350A	1.000	5/16 - 18	16 - 18	0.049 - 0.065	1000
SQM0400A	1.000	1/4 - 20	12 - 14	0.083 - 0.109	1000
SQM0450A	1.000	5/16 - 18	12 - 14	0.083 - 0.109	1000
SQM0500A	1.000	1/4 - 20	10 - 11	0.120 - 0.134	1000
SQM0550A	1.000	5/16 - 18	10 - 11	0.120 - 0.134	1000
SQM0600A	1.250	5/16 - 18	16 - 18	0.049 - 0.065	500
SQM0650A	1.250	3/8 - 16	16 - 18	0.049 - 0.065	500
SQM0700A	1.250	5/16 - 18	12 - 14	0.083 - 0.109	500
SQM0750A	1.250	3/8 - 16	12 - 14	0.083 - 0.109	500
SQM0800A	1.250	5/16 - 18	10 - 11	0.120 - 0.134	500
SQM0850A	1.250	3/8 - 16	10 - 11	0.120 - 0.134	500
SQM0900A	1.375	3/8 - 16	16 - 18	0.049 - 0.065	500
SQM1000A	1.500	3/8 - 16	16 - 18	0.049 - 0.065	500

Metric

Item No.	Tube Size mm	Thread Size mm	Tube Gauge mm	Wall Thickness mm	BulkPack Qty
498583	19	M6	17 - 19	1.1 - 1.5	1000
498584	20	M6	17 - 19	1.1 - 1.5	1000
498585	20	M8	17 - 19	1.1 - 1.5	1000
498586	25	M6	17 - 19	1.1 - 1.5	500
498587	25	M8	17 - 19	1.1 - 1.5	500
498588	30	M8	17 - 19	1.1 - 1.5	1000
498589	30	M10	17 - 19	1.1 - 1.5	250
498590	35	M8	17 - 19	1.1 - 1.5	500
498591	35	M10	17 - 19	1.1 - 1.5	500
498592	40	M8	17 - 19	1.1 - 1.5	200
498593	40	M10	17 - 19	1.1 - 1.5	500
498594	40	M12	17 - 19	1.1 - 1.5	500
498595	50	M8	17 - 19	1.1 - 1.5	100
498596	50	M10	17 - 19	1.1 - 1.5	250
498597	50	M12	17 - 19	1.1 - 1.5	250

HEAVY DUTY THREADED INSERT GLIDES

SQH Series
Square Heavy Duty Threaded Inserts

Specifications:
- Material: Glass-Filled Nylon with Brass Threaded Insert
- Color: Black

Features:
- Threaded brass insert for indoor and outdoor use
- High load rating is ideal for machinery use

Imperial

Item No.	Tube Size in	Thread Size	Tube Gauge	Wall Thickness in	Max Static Load lbs.	Bulk Pack Qty
SQH0100A	1.5	3/8-16	16	0.065	1350	48
SQH0150A	1.5	1/2-13	16	0.065	1350	48
SQH0200A	1.5	5/8-11	16	0.065	1350	48
SQH0250A	1.5	3/4-10	16	0.065	1800	48
SQH0300A	1.5	3/8-16	11	0.12	1350	48
SQH0350A	1.5	1/2-13	11	0.12	1350	48
SQH0400A	1.5	5/8-11	11	0.12	1350	48
SQH0450A	1.5	3/4-10	11	0.12	1800	48
SQH0500A	2	3/8-16	16	0.065	1350	24
SQH0550A	2	1/2-13	16	0.065	1350	24
SQH0600A	2	5/8-11	16	0.065	1350	24
SQH0650A	2	3/4-10	16	0.065	2000	24
SQH0700A	2	3/8-16	12	0.109	1350	24
SQH0750A	2	1/2-13	12	0.109	1350	24
SQH0800A	2	5/8-11	12	0.109	1350	24
SQH0850A	2	3/4-10	12	0.109	2000	24

Metric

Item No.	Tube Size mm	Thread Size mm	Tube Gauge mm	Max Static Load N	Bulk Pack Qty
1286358	30	M10	1.5	4500	48
1286359	30	M12	1.5	4500	48
1286360	30	M16	1.5	4500	48
1286361	40	M10	1.5	6000	48
1286362	40	M12	1.5	6000	48
1286363	40	M16	1.5	6000	48
1286364	40	M20	1.5	8000	48
1286365	40	M10	2	6000	48
1286366	40	M12	2	6000	48
1286367	40	M16	2	6000	48
1286368	40	M20	2	8000	48
1286369	50	M12	1.5	6000	24
1286370	50	M16	1.5	6000	24
1286371	50	M20	1.5	8500	24
1286372	50	M12	2	6000	24
1286373	50	M16	2	6000	24
1286374	50	M20	2	8500	24

TRY **BEFORE** YOU BUY!

Thousands of options for feet, casters and glides available from Essentra.

Order your FREE samples today.

Complete your project with levels, bumpers, casters and vibration mounts from Essentra.

Shop our complete line at www.essentracomponents.com

SQUARE AND ANGLE IRON CAPS

DMSQ Series
Square Vinyl End Caps

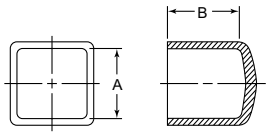

Specifications:
- Material: PVC
- Color: See Table

Features:
- Designed to fit the most popular sizes of square tubular steel
- Material flexibility will stretch to fit normal tube diameter tolerance variations
- Glossy and attractive finish makes this part ideal for use as a decorative end cap

Black Item No. 1/2" Length (B)	Bulk Pack Qty	Black Item No. 1" Length (B)	Bulk Pack Qty	White Item No. 1" Length (B)	Bulk Pack Qty	A in	A mm
DMSQ0250-1/2A	5000	**DMSQ0250-1A**	6500	—	—	0.250	6.35
DMSQ0312-1/2A	5000	**DMSQ0312-1A**	5000	—	—	0.312	7.92
DMSQ0375-1/2A	5000	**DMSQ0375-1A**	5000	—	—	0.375	9.52
DMSQ0437-1/2A	5000	**DMSQ0437-1A**	5000	—	—	0.437	11.09
DMSQ0500-1/2A	5000	**DMSQ0500-1A**	4000	—	—	0.500	12.70
DMSQ0625-1/2A	3500	**DMSQ0625-1A**	2000	—	—	0.625	15.87
DMSQ0750-1/2A	3500	**DMSQ0750-1A**	2000	**DMSQ0750-1C**	2000	0.750	19.05
DMSQ1000-1/2A	2000	**DMSQ1000-1A**	1500	**DMSQ1000-1C**	1500	1.000	25.40
DMSQ1250-1/2A	2000	**DMSQ1250-1A**	1000	—	—	1.250	31.75
DMSQ1500-1/2A	1500	**DMSQ1500-1A**	500	—	—	1.500	38.10
DMSQ2000-1/2A	500	**DMSQ2000-1A**	325	—	—	2.000	50.80

SQC Series
Square Heavy Duty End Caps

Specifications:
- Material: See Table
- Color: Black

Features:
- End cap style design fits most popular sizes of square tubular steel

Item No.	Tube Size in	Tube Size mm	Material	Bulk Pack Qty
SQC0500A	0.500	12.70	LDPE	5000
SQC1000A*	1.000	25.40	ABS	1700
SQC1250A	1.250	31.75	LDPE	1200
SQC3000A	3.000	76.20	LDPE	100

AIC Series
Angle Iron Caps

Specifications:
- Material: Low-Density Polyethylene
- Color: Black

Features:
- Angle iron caps are an affordable answer to the problem of protecting floors from the sharp edges of angle iron furniture
- Angle iron caps are also used as caps on metal bed frames and shelves and will not rust while also eliminating the cost of welding steel closures

Item No.	Leg Length in	Leg Length mm	Leg Gauge in	Leg Gauge mm	Bulk Pack Qty
AIC1000A	1.000	25.40	0.125	3.18	2200
AIC1125A	1.250	31.74	0.125	3.18	1400
AIC1128A	1.500	38.10	0.125	3.18	1000
AIC2000A	1.290	32.78	0.125	3.18	600

ROUND TUBE INSERT GLIDES

RDR Series
Round Multi-Gauge Ribbed Tube Inserts

Specifications:
- Material: Low-Density Polyethylene
- Surface Finish: See Table
- Color: See Table

Features:
- Ideal for aesthetic or light-duty load bearing applications
- Perimeter rib design allows for easy assembly and a secure fit
- Used on a wide range of furniture and metal tubing applications

See page 436 for Sizing and Selector Guide

Imperial

Black Item No.		White Item No.		Tube OD		Bulk Pack Qty
Polished	Textured	Polished	Textured	in	Tube Gauge	
RDR111033A	RDR111053A	RDR111073A	—	0.500	16 - 20	2500
RDR111036A	RDR111056A	RDR111076A	—	0.750	14 - 20	1500
—	RDR081012A	—	RDR081012D	0.875	10 - 12	5000
RDR081420D	—	RDR111078A	—	0.875	14 - 20	5000
—	RDR101111A	—	—	1.000	10 - 12	2000
RDR101420D	RDR101420F	—	—	1.000	14 - 20	4000
RDR111040A	RDR111060A	RDR111080A	—	1.000	11 - 19	1000
RDR111042A	RDR111062A	RDR111082A	—	1.125	11 - 19	1000
RDR121014B	—	—	—	1.250	10 - 14	2500
RDR111044A	RDR111064A	RDR111084A	—	1.250	11 - 19	1000
RDR131418A	—	—	—	1.375	14 - 18	1200
RDR111492A	RDR111530A	—	—	1.375	11 - 19	1500
RDR150812A	—	—	—	1.500	8 - 12	1500
—	RDR151012A	—	—	1.500	10 - 12	1500
RDR111046A	RDR111066A	—	—	1.500	11 - 19	1000
RDR111495A	RDR111533A	RDR111571A	RDR111609A	1.625	11 - 19	1000
—	RDR171012A	—	—	1.750	10 - 12	1000
RDR111497A	RDR111535A	—	RDR111611A	1.750	11 - 19	1000
RDR111498A	RDR111536A	—	RDR111612A	1.875	11 - 19	800
RDR201014A	—	—	—	2.000	10 - 14	500
—	RDR201420A	—	—	2.000	14 - 18	500
RDR111049A	RDR111069A	RDR111089A	—	2.000	11 - 19	500
RDR230508B	RDR230508A	—	—	2.375	5 - 8	400
—	RDR231014A	—	—	2.375	10 - 14	400
—	RDR250812A	—	—	2.500	8 - 12	400
RDR111500A	RDR111538A	—	RDR111614A	2.500	11 - 19	250
RDR460674A	RDR465601A	—	—	2.750	8 - 14	500
—	RDR280407A	—	—	2.875	4 - 7	300
—	RDR300812A	—	—	3.000	8 - 12	250
—	RDR301418A	—	—	3.000	14 - 18	250
RDR111052A	RDR111072A	RDR111092A	—	3.000	8 - 14	250
RDR400511A	—	—	—	4.000	5 - 11	150
RDR450711A	—	—	—	4.500	7 - 11	100

Metric

Black Item No.		White Item No.	Tube OD		Bulk Pack Qty
Polished	Textured	Textured	mm	Tube Gauge	
—	RDR111527A	—	10.00	11 - 19	2500
RDR111490A	RDR111528A	RDR111603A	12.00	14 - 20	2500
RDR111034A	—	—	13.00	14 - 20	2500
—	RDR460660A	—	15.00	14 - 20	2500
RDR111035A	RDR111055A	—	16.00	14 - 20	5000
RDR111037A	RDR111057A	—	20.00	14 - 20	1500
RDR111038A	RDR111058A	—	22.00	14 - 20	1500
RDR111043A	RDR111063A	—	30.00	11 - 19	1000

Black Item No.		White Item No.	Tube OD		Bulk Pack Qty
Polished	Textured	Textured	mm	Tube Gauge	
RDR111044A	RDR111064A	RDR111084A	32.00	11 - 19	1000
—	RDR111795A	—	32.00	11 - 14	1000
—	RDR111067A	—	40.00	11 - 19	1000
RDR111494A	RDR111532A	—	42.00	11 - 19	1000
RDR111496A	—	RDR111610A	45.00	11 - 19	1000
—	RDR465600A	—	55.00	11 - 19	600
RDR111050A	RDR111070A	—	60.00	11 - 19	400
—	RDR465596A	—	105.00	7 - 14	75

LRDR Series
Round Ribbed Tube Inserts

Specifications:
- Material: High-Density Polyethylene
- Color: Black with Matte Finish

Features:
- Designed for light load-bearing applications or cosmetic finishing

Item No.	Tube OD		Tube Gauge	Wall Thickness	Bulk Pack Qty
	in	mm		in	
LRDR071620A	0.750	19.05	16 - 20	0.035 - 0.065	5500
LRDR081420A	0.875	22.22	14 - 20	0.035 - 0.083	3500
LRDR101420A	1.000	25.40	14 - 20	0.035 - 0.083	2800

Item No.	Tube OD		Tube Gauge	Wall Thickness	Bulk Pack Qty
	in	mm		in	
LRDR111418A	1.125	28.57	14 - 18	0.035 - 0.083	2200
LRDR121620A	1.250	31.75	16 - 20	0.035 - 0.065	1500

ROUND TUBE INSERT GLIDES

RDG Series
Round Load Bearing Glides

Sizing & Selector GUIDE
See Page 436

Specifications:
- Material: See Table
- Color: Black

Features:
- Glides are designed for use as a glide or plug style closure
- A reduced diameter step-lead is provided for easy positioning and insertion
- Ideal for moderate to heavy-duty applications

Item No.	Tube OD in	Tube Gauge	Wall Thickness in	Material	Bulk Pack Qty
RDG1100A	0.375	19	0.042	ABS	9000
RDG1105A	0.500	16	0.065	ABS	10000
RDG1110A	0.500	18	0.049	ABS	15000
RDG1115A	0.500	20	0.035	ABS	15000
RDG1120A	0.500	21	0.032	ABS	15000
RDG1125A	0.500	22	0.028	ABS	13000
RDG1127A	0.563	19	0.042	HDPE	10000
RDG1130A	0.563	20	0.035	ABS	13000
RDG1135A	0.563	22	0.028	ABS	6500
RDG1140A	0.625	11	0.120	ABS	13000
RDG1145A	0.625	12	0.109	ABS	13000
RDG1150A	0.625	13	0.095	ABS	15000
RDG1155D	0.625	14	0.083	ABS	3000
RDG1160A	0.625	15	0.072	ABS	7000
RDG1165A	0.625	16	0.065	ABS	7000
RDG1168B	0.625	17	0.058	Butyrate	10000
RDG1170A	0.625	17	0.058	ABS	8000
RDG1175A	0.625	18	0.049	ABS	8000
RDG1180A	0.625	20	0.035	ABS	5000
RDG1185A	0.625	22	0.028	ABS	8000
RDG1190A	0.750	13	0.095	ABS	6500
RDG1195C	0.750	14	0.083	ABS	1500
RDG1200A	0.750	16	0.065	ABS	7000
RDG1205A	0.750	17	0.058	ABS	8000
RDG1210A	0.750	18	0.049	ABS	7000
RDG1215A	0.750	19	0.042	ABS	6500
RDG1220A	0.750	20	0.035	ABS	6500
RDG1225A	0.750	22	0.028	ABS	3000
RDG1228B	0.875	13	0.095	LDPE	4500
RDG1230A	0.875	14	0.083	ABS	5000
RDG1235A	0.875	16	0.065	ABS	5000
RDG1240A	0.875	18	0.049	ABS	4500
RDG1245A	0.875	19	0.042	ABS	5000
RDG1250A	0.875	20	0.035	ABS	45000
RDG1255A	1.000	12	0.109	ABS	4000
RDG1264B	1.000	14	0.083	Butyrate	4000
RDG1265A	1.000	14	0.083	ABS	4000
RDG1270A	1.000	15	0.072	ABS	4000
RDG1273B	1.000	16	0.065	Butyrate	4000
RDG1274D	1.000	16	0.065	Nylon	3500
RDG1275A	1.000	16	0.065	ABS	4000
RDG1280A	1.000	17	0.058	ABS	3500
RDG1285A	1.000	18	0.049	ABS	3500
RDG1290A	1.000	19	0.042	ABS	3500
RDG1295C	1.000	20	0.035	ABS	3500
RDG1305C	1.125	12	0.109	ABS	2500
RDG1310A	1.125	14	0.083	ABS	2800
RDG1315A	1.125	16	0.065	ABS	2800
RDG1320B	1.125	18	0.049	ABS	2800
RDG1325A	1.125	19	0.042	ABS	2800
RDG1327B	1.130	20	0.035	LDPE	2400
RDG1330A	1.250	11	0.120	ABS	2500
RDG1335C	1.250	12	0.109	ABS	2500
RDG1340A	1.250	14	0.083	ABS	2300
RDG1345A	1.250	16	0.065	ABS	2300
RDG1350D	1.250	18	0.049	ABS	2300
RDG1355A	1.375	13	0.095	ABS	1100
RDG1360A	1.375	14	0.083	ABS	2000
RDG1365A	1.375	16	0.065	ABS	2000
RDG1370C	1.375	18	0.049	ABS	2000
RDG1375A	1.375	20	0.035	ABS	1600
RDG1380A	1.500	12	0.109	ABS	1200
RDG1385A	1.500	14	0.083	ABS	1500
RDG1390A	1.500	16	0.065	ABS	1500
RDG1394B	1.500	18	0.049	Butyrate	1400
RDG1395D	1.500	18	0.049	ABS	1500
RDG1400A	1.500	19	0.042	ABS	1500
RDG1405A	1.500	20	0.035	ABS	1500
RDG1408B	1.625	16	0.065	Nylon	1400
RDG1410A	1.625	18	0.049	ABS	1000
RDG1415A	1.750	11	0.120	ABS	1100
RDG1420A	1.750	14	0.083	ABS	1100
RDG1425A	1.750	16	0.065	ABS	1100
RDG1430A	1.750	18	0.049	ABS	1100
RDG1435A	1.750	20	0.035	ABS	1000
RDG1445A	2.000	11	0.120	ABS	850
RDG1455A	2.000	16	0.065	ABS	850
RDG1460A	2.000	18	0.049	ABS	850
RDG1465A	2.000	20	0.035	ABS	1000
RDG1470A	2.500	18	0.049	ABS	500
RDG1475A	3.000	13	0.095	ABS	500

ROUND TUBE INSERT GLIDES

RLI Series
Round Low Profile Insert Glides

Specifications:
- Material: Low-Density Polyethylene
- Color: Black

Features:
- Lightweight insert glides present a low-cost option for neatly finishing steel tubes

Item No.	Tube OD		Tube Gauge	Wall Thickness	Bulk Pack Qty
	in	mm		in	
RLI0516A	0.500	12.70	16	0.065	10000
RLI0518A	0.500	12.70	18	0.049	10000
RLI0616A	0.625	15.87	16	0.065	10000
RLI0618A	0.625	15.87	18	0.049	10000
RLI0716A	0.750	19.05	16	0.065	5000
RLI0718A	0.750	19.05	18	0.049	5000
RLI0816A	0.875	22.22	16	0.065	5000
RLI0818A	0.875	22.22	18	0.049	5000
RLI1016A	1.000	25.40	16	0.065	5000

Item No.	Tube OD		Tube Gauge	Wall Thickness	Bulk Pack Qty
	in	mm		in	
RLI1018A	1.000	25.40	18	0.049	5000
RLI1116A	1.125	28.57	16	0.065	4000
RLI1118A	1.125	28.57	18	0.049	4000
RLI1216A	1.250	31.75	16	0.065	2500
RLI1218A	1.250	31.75	18	0.049	2500
RLI1518A	1.500	38.10	18	0.049	2000
RLI1718A	1.750	44.45	18	0.049	1500
RLI2018A	2.000	50.80	18	0.049	800

Round Metric Low Profile Insert Glides

Specifications:
- Material: Low-Density Polyethylene
- Color: Black

Features:
- Low profile design allows for a finishing component with limited space

Item No.	Tube OD	Tube Gauge	Wall Thickness	Bulk Pack Qty
	mm		mm	
466562	10	16 - 20	0.80 - 1.50	5000
1298772	12	14 - 16	1.50 - 2.00	5000
RDR466565A	15	16 - 20	0.80 - 2.00	2000
466568	19	16 - 20	0.80 - 2.00	2000
1298776	20	13 - 20	0.80 - 2.50	2000
466570	22	13 - 20	1.00 - 2.50	2000
466571	24	13 - 20	1.00 - 2.50	2000
466572	25	13 - 20	1.00 - 2.50	3500
1339575	28	13 - 20	0.80 - 2.50	3000
1339577	30	13 - 20	0.80 - 2.50	2500
1339578	32	13 - 20	0.80 - 2.50	2250
466576	35	11 - 19	1.00 - 3.00	1750
466577	38	11 - 19	1.00 - 3.00	1500
1339576	40	11 - 19	1.00 - 3.00	1500
460789	42	13 - 20	0.80 - 2.50	1250
466579	45	11 - 19	1.00 - 3.00	1000
466580	50	13 - 20	1.00 - 2.50	800
466581	55	11 - 19	1.00 - 3.00	700
466582	60	11 - 16	1.50 - 3.00	500

BI & LBI Series
Round Domed Tube Glides

Sizing & Selector
GUIDE
See Page 436

Specifications:
- Material: See Table
- Color: Black

Features:
- Provides a neat finish for steel tubing

Item No.	Material	Tube OD		Tube Gauge	Wall Thickness	Bulk Pack Qty
		In	mm		in	
BI1000A	ABS	0.625	15.88	18	0.049	10000
BI1100A	ABS	0.750	19.05	15	0.072	3000
LBI1130A	LDPE	0.750	19.05	16	0.065	5500
LBI1132A	LDPE	0.750	19.05	16	0.065	5500
BI1110A	ABS	0.875	22.23	14	0.083	3500
LBI1140A	LDPE	0.875	22.23	14	0.083	3500
BI1120A	ABS	0.875	22.23	16	0.065	3500
BI1130A	ABS	0.875	22.23	20	0.035	4000
BI1140A	ABS	1.000	25.40	14	0.083	2700
BI1150A	ABS	1.000	25.40	16	0.065	2500
LBI1180A	LDPE	1.000	25.40	16	0.065	3000
BI1160A	ABS	1.000	25.40	18	0.049	2500

Item No.	Material	Tube OD		Tube Gauge	Wall Thickness	Bulk Pack Qty
		In	mm		in	
LBI1190A	LDPE	1.000	25.40	18	0.049	3100
BI1170A	ABS	1.000	25.40	20	0.035	2600
BI1180A	ABS	1.125	28.58	12	0.109	2000
BI1200A	ABS	1.125	28.58	16	0.065	2500
BI1210A	ABS	1.125	28.58	18	0.049	1600
BI1220A	ABS	1.228	31.19	14	0.083	1600
BI1230A	ABS	1.250	31.75	16	0.065	1500
BI1240A	ABS	1.375	34.93	14	0.083	1200
BI1250A	ABS	1.500	38.10	11	0.120	1000
BI1260A*	ABS	1.500	38.10	14	0.083	1000
BI1270A	ABS	1.500	38.10	16	0.065	1000

* This part has a textured (not polished) finish

ROUND TUBE INSERT GLIDES

DFRD Series
Round Domed Tube Inserts

Specifications:
- Material: Low-Density Polyethylene
- Color: Black

Features:
- Can accommodate any degree of leg angle, while the horizontal ribbed design has built-in flexibility to fit multiple tube gauge sizes

Item No.	Tube OD		Tube Gauge	Wall Thickness In	Bulk Pack Qty
	in	mm			
DFRD111522A	0.875	22.22	14 - 20	0.035 - 0.083	2000
DFRD121620A	1.250	31.75	14 - 18	0.049 - 0.083	2000

RDP Series
Round Ribbed Tube Inserts
Chrome Finish

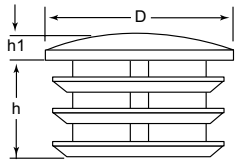

Specifications:
- Material: Low-Density Polyethylene
- Color: Black with High-Polished Metal-Finish Shell

Features:
- Polished metallic finish provides enhanced aesthetic appearance
- Horizontal ribbing allows for built-in flexibility to fit multiple tube gauges

Item No.	D		h		h1		Wall Thickness Tube Gauge		Bulk Pack Qty
	in	mm	in	mm	in	mm	in	mm	
RDP465335A	0.512	13.00	0.315	8.00	0.079	2.00	14-19 (.040-.080)	1.0-2.0	1000
RDP463586A	0.630	16.00	0.394	10.00	0.079	2.00	14-19 (.040-.080)	1.0-2.0	2000
RDP465333A	0.709	18.00	0.394	10.00	0.079	2.00	14-19 (.040-.080)	1.0-2.0	2000
RDP465336A	0.750	19.05	0.394	10.00	0.079	2.00	14-19 (.040-.080)	1.0-2.0	1000
RDP465338A	0.787	20.00	0.394	10.00	0.118	3.00	14-19 (.040-.080)	1.0-2.0	3000
RDP465334A	0.866	22.00	0.433	11.00	0.118	3.00	14-19 (.040-.080)	1.0-2.0	3000
RDP462994A	0.984	25.00	0.591	15.00	0.118	3.00	14-19 (.040-.080)	1.0-2.0	2000
RDP463587A	1.102	28.00	0.591	15.00	0.118	3.00	14-19 (.040-.080)	1.0-2.0	500
RDP463020A	1.181	30.00	0.630	16.00	0.118	3.00	14-19 (.040-.080)	1.0-2.0	500
RDP463588A	1.260	32.00	0.630	16.00	0.118	3.00	14-19 (.040-.080)	1.0-2.0	250
RDP463021A	1.378	35.00	0.630	16.00	0.118	3.00	14-19 (.040-.080)	1.0-2.0	500
RDP465337A	1.496	38.00	0.630	16.00	0.118	3.00	14-19 (.040-.080)	1.0-2.0	250
RDP463022A	1.575	40.00	0.630	16.00	0.118	3.00	14-19 (.040-.080)	1.0-2.0	250
RDP465339A	1.772	45.00	0.630	16.00	0.118	3.00	14-19 (.040-.080)	1.0-2.0	250
RDP463023A	1.969	50.00	0.472	12.00	0.118	3.00	16-17 (.065 - 0.058)	1.50	200
RDP465332A	2.362	60.00	0.472	12.00	0.118	3.00	16-17 (.065 - 0.058)	1.50	200

ROUND THREADED INSERT GLIDES

TAR Series
Round Threaded All Metal Inserts

Specifications:
- Material: Steel with Zinc plated finish

Features:
- Metal ribs lock onto inside of round tube

Imperial

Item No.	Tube OD in	Thread Size	Tube Gauge	Bulk Pack Qty
TAR010A	5/8	1/4 - 20	16 - 18	1000
TAR020A	3/4	1/4 - 20	16 - 18	1000
TAR030A	7/8	1/4 - 20	16 - 18	1000
TAR230A	7/8	5/16 - 18	16 - 18	1000
TAR040A	1	1/4 - 20	16 - 18	1000
TAR240A	1	5/16 - 18	16 - 18	1000
TAR260A	1-1/4	5/16 - 18	16 - 18	500
TAR460A	1-1/4	3/8 - 16	16 - 18	500
TAR270A	1-1/2	5/16 - 18	16 - 18	500
TAR470A	1-1/2	3/8 - 16	16 - 18	500

Metric

Item No.	Tube OD mm	Thread Size	Tube Gauge mm	BulkPack Qty
499455	19	M6	1	200
499456	22	M6	1	200
499457	25	M6	1	200
551836	51	M6	1.2	200
499458	25	M8	1.2	200
499460	32	M8	1.2	200
499461	38	M8	1.2	200
551837	51	M8	1.2	200
551838	25	M10	1.2	200
499463	32	M10	1.5	200
499464	38	M10	1.5	200
551839	51	M10	1.5	200

LRT & RTI Series
Round Plastic Threaded Inserts

Specifications:
- Material: See Table
- Color: See Table

Features:
- Accommodates adjustable leveling mounts and feet

Item No.	Color	Material	Tube OD in	Tube Gauge	Thread Size	Bulk Pack Qty
LRT1100A	Natural	HDPE	0.625	18	1/4 - 20	4200
LRT1100B	Black	HDPE	0.625	18	1/4 - 20	4200
RTI1100A	Natural	Nylon	0.750	17	1/4 - 20	4000
RTI1100B	Black	Nylon	0.750	17	1/4 - 20	4000
LRT1110A	Natural	HDPE	0.750	18	1/4 - 20	4000
LRT1120A	Natural	HDPE	0.875	18	1/4 - 20	3800
LRT1130A	Natural	HDPE	1.000	16	1/4 - 20	3500
RTI1210A	Natural	Nylon	1.000	16	1/4 - 20	2000
LRT1140A	Natural	HDPE	1.000	18	1/4 - 20	3000

ROUND THREADED INSERT GLIDES

RDH Series
Round Heavy Duty Threaded Inserts

Specifications:
- Material: Glass-Filled Nylon with Brass Threaded Insert
- Color: Black

Features:
- Threaded brass insert for indoor and outdoor use
- High load rating is ideal for machinery use

Imperial

Item No.	Tube Size in	Thread Size	Tube Gauge	Wall Thickness in	Max Static Load N	Bulk Pack Qty
RDH0100A	1.500	3/8 - 16	16	0.065	1100	48
RDH0150A	1.500	1/2 - 13	16	0.065	1100	48
RDH0200A	1.500	5/8 - 11	16	0.065	1100	48
RDH0250A	1.500	3/4 - 10	16	0.065	1100	48
RDH0300A	2.000	3/8 - 16	16	0.065	1250	24
RDH0350A	2.000	1/2 - 13	16	0.065	1250	24
RDH0400A	2.000	5/8 - 11	16	0.065	1250	24
RDH0450A	2.000	3/4 - 10	16	0.065	2000	24
RDH0500A	2.000	3/8 - 16	12	0.109	1250	24
RDH0550A	2.000	1/2 - 13	12	0.109	1250	24
RDH0600A	2.000	5/8 - 11	12	0.109	1250	24
RDH0650A	2.000	3/4 - 10	12	0.109	2000	24

Metric

Item No.	Tube Size mm	Thread Size mm	Tube Gauge mm	Max Static Load N	Bulk Pack Qty
1286377	30	M10	1	4500	48
1286378	30	M12	1	4500	48
1286379	30	M16	1	4500	48
1286380	38	M10	1.5	5000	48
1286381	38	M12	1.5	5000	48
1286382	38	M16	1.5	5000	48
1286383	42	M10	1.5	5000	48
1286384	42	M12	1.5	5000	48
1286385	42	M16	1.5	5000	48
1286386	42	M20	1.5	5000	48
1286387	48	M10	1.5	5500	24
1286388	48	M12	1.5	5500	24
1286389	48	M16	1.5	5500	24
1286390	48	M20	1.5	8500	24
1286391	50	M12	1.5	5500	24
1286392	50	M16	1.5	5500	24
1286393	50	M20	1.5	8500	24

RDM Series
Round Metal Threaded Inserts

Specifications:
- Material: High-Density Polyethylene with Zinc-Plated Steel-Threaded Insert
- Color: Black

Features:
- Tube inserts with internal threads to accommodate adjustable leveling mounts and feet
- Ribbed to accommodate multiple gauges

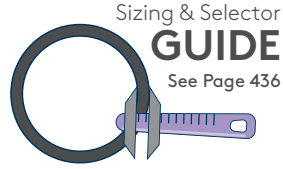

Imperial

Item No.	Tube Size	Thread Size	Gauge	Wall Thickness in	Bulk Pack Qty
RDM0100A	0.750	1/4 - 20	16 - 18	0.049 - 0.065	1000
RDM0150A	0.875	1/4 - 20	16 - 18	0.049 - 0.065	1000
RDM0200A	0.875	1/4 - 20	12 - 14	0.083 - 0.109	1000
RDM0250A	0.875	1/4 - 20	10 - 11	0.120 - 0.134	1000
RDM0300A	1.000	1/4 - 20	16 - 18	0.049 - 0.065	1000
RDM0350A	1.000	5/16 - 18	16 - 18	0.049 - 0.065	1000
RDM0400A	1.000	1/4 - 20	12 - 14	0.083 - 0.109	750
RDM0450A	1.000	5/16 - 18	12 - 14	0.083 - 0.109	750
RDM0500A	1.000	1/4 - 20	10 - 11	0.120 - 0.134	750
RDM0550A	1.000	5/16 - 20	10 - 11	0.120 - 0.134	750
RDM0600A	1.125	5/16 - 18	16 - 18	0.049 - 0.065	500
RDM0650A	1.125	3/8 - 16	16 - 18	0.049 - 0.065	500
RDM0700A	1.250	5/16 - 18	16 - 18	0.049 - 0.065	500
RDM0750A	1.250	3/8 - 16	16 - 18	0.049 - 0.065	500
RDM0800A	1.250	5/16 - 18	12 - 14	0.083 - 0.109	500
RDM0950A	1.375	3/8 - 16	16 - 18	0.049 - 0.065	500
RDM1050A	1.500	5/16 - 18	16 - 18	0.049 - 0.065	500
RDM1100A	1.500	3/8 - 16	16 - 18	0.049 - 0.065	500
RDM1150A	1.500	5/16 - 18	12 - 14	0.083 - 0.109	500
RDM1200A	1.500	3/8 - 16	12 - 14	0.083 - 0.109	500
RDM2000A	2.000	5/16 - 18	14 - 16	0.065 - 0.083	500
RDM2050A	2.000	3/8 - 16	14 - 16	0.065 - 0.083	500

Metric

Item No.	Tube Size mm	Thread Size mm	Gauge	Wall Thickness mm	Bulk Pack Qty
498560	19	M6	17 - 19	1.1 - 1.5	1000
498561	20	M6	17 - 19	1.1 - 1.5	1000
498562	20	M8	17 - 19	1.1 - 1.5	1000
498563	25	M6	17 - 19	1.1 - 1.5	500
498564	25	M8	17 - 19	1.1 - 1.5	1000
498565	30	M8	17 - 19	1.1 - 1.5	500
498566	30	M10	17 - 19	1.1 - 1.5	500
498567	32	M8	17 - 19	1.1 - 1.5	500
498568	32	M10	17 - 19	1.1 - 1.5	1000
498569	35	M8	17 - 19	1.1 - 1.5	500
498570	35	M10	17 - 19	1.1 - 1.5	250
498571	38	M8	17 - 19	1.1 - 1.5	250
498572	38	M10	17 - 19	1.1 - 1.5	500
498573	38	M12	17 - 19	1.1 - 1.5	500
498574	40	M8	17 - 19	1.1 - 1.5	250
498575	40	M10	17 - 19	1.1 - 1.5	250
498576	40	M12	17 - 19	1.1 - 1.5	500
498577	50	M8	17 - 19	1.1 - 1.5	100
498578	50	M10	17 - 19	1.1 - 1.5	500
498579	50	M12	17 - 19	1.1 - 1.5	100
498580	60	M8	17 - 19	1.1 - 1.5	250
498581	60	M10	17 - 19	1.1 - 1.5	100
498582	60	M12	17 - 19	1.1 - 1.5	100

ROUND INSERT GLIDES / ROUND FERRULE CAPS

RAG Series
Round Angled Tube Inserts

Specifications:
- Material: Nylon
- Color: See Table

Features:
- Ideal for applications with fixed leg angles
- Round angle insert glides fit flush with tubing outer dimensions for a clean, finished look
- Ideal for load bearing applications

Item No.		Tube OD	Tube Gauge	Wall Thickness		Bulk Pack Qty
Black	Natural	in		in	Degree	
RAG1220A	RAG1220B	0.750	16	0.065	25.5°	2500
RAG1240A	RAG1240B	0.875	16	0.065	19°	3500
RAG1260A	RAG1260B	0.875	17	0.058	19°	3500
RAG1270A	RAG1270B	1.000	16	0.065	12°	3200
—	RAG1280B	1.000	16	0.065	19°	3000
RAG1310A	RAG1310B	1.000	18	0.049	12°	3000

Item No.		Tube OD	Tube Gauge	Wall Thickness		Bulk Pack Qty
Black	Natural	in		in	Degree	
—	RAG1320B	1.000	18	0.049	19°	3000
RAG1325A	RAG1325B	1.125	16	0.065	15°	2000
RAG1340A	RAG1340B	1.250	16	0.065	15°	1800
RAG1350A	RAG1350B	1.250	17	0.058	7°	900
RAG1360A	RAG1360B	1.250	18	0.049	15°	1200
RAG1375A	RAG1375B	1.500	16	0.065	19°	900

HLD Series
High Line Domed Ferrule Caps

Specifications:
- Material: Elastomeric Polyethylene
- Color: See Table

Features:
- High-line domed caps are tall and durable
- Ideal for non-skid applications
- Thinner wall section results in ease of installation

Item No.		Tube OD		Bulk Pack Qty
Black	White	in	mm	
HLD0750A	HLD0750C	0.750	19.05	1100
HLD0875A	HLD0875C	0.875	22.22	1100
HLD1000A	HLD1000C	1.000	25.40	2000

HDC Series
Heavy Duty Ferrule Caps

Specifications:
- Material: Low-Density Polyethylene
- Color: Black

Features:
- Style A – Low-silhouette cap for general applications (1/2" height)
- Style B – High-line cap for heavy-duty applications (1" height)
- Style C – Heavy-duty caps, designed for institutional applications, incorporate a thick internal ledge to resist cut-thru by sharp tubing ends (1" height)

Item No.	Tube OD		Style	Bulk Pack Qty
	in	mm		
HDC0375A	0.375	9.53	B	10000
HDC0750A	0.750	19.05	A	6500
HDC0875A	0.875	22.23	B	3000
HDC1125A	1.125	28.58	C	650
HDC1250A	1.250	31.75	A	1800
HDC1500A	1.500	38.10	A	1300

FRD Series
Round Ferrule Caps

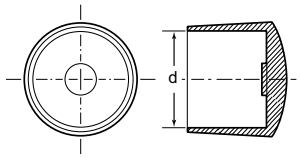

Item No.	Tube OD (d)	Bulk Pack Qty
	in	
FRD0437A	0.437	10000
FRD0500A	0.500	10000
FRD0625A	0.625	5000
FRD0750A	0.750	4000
FRD0875A	0.875	2500
FRD1000A	1.000	1500
FRD1125A	1.125	1000
FRD1250A	1.250	1000
FRD1500A	1.500	500
FRD1750A	1.750	500
FRD2000A	2.000	300
FRD3000A	3.000	150

Specifications:
- Material: Low-Density Polyethylene
- Color: Black

Features:
- Provides a neat finish to products manufactured from tubular steel

ROUND TUBE CAPS

RSC/LLD Series
Round End Caps

Specifications:
- Material: Low-Density Polyethylene (RSC)
- Elastomeric Polyethylene (LLD)
- Color: Black

Features:
- An integrated step lead permits fast positioning and quick assembly for an economical and attractive way of finishing the end of a rod or tube
- The LLD caps have a thick rounded base for long wear and use on a wide range of leg angles

Item No.	Tube OD in	Bulk Pack Qty
RSC0375A	0.375	12000
RSC0500A	0.500	7000
RSC0625A	0.625	5000
RSC0750A	0.750	3000
RSC0875A	0.875	3000
RSC1000A	1.000	2500
LLD1000A	1.000	1500
RSC1125A	1.125	1600
RSC1250A	1.250	1800

FTP Series
Round Tapered Ferrule Caps

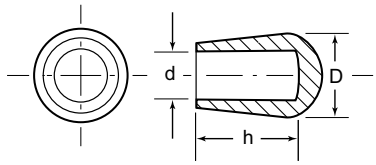

Specifications:
- Material: See Table
- Color: Black

Features:
- Tapered ferrules are often used as a safety cap on protruding steel rods or bars

Item No.	Tube OD (d) in	h in	D in	Material	Bulk Pack Qty
FTP0187A	0.187	0.468	0.406	PVC	10000
FTP0250A	0.250	0.468	0.406	PVC	10000
FTP0312A	0.312	0.562	0.500	PVC	10000
FTP0312LPA	0.312	0.906	0.516	LDPE	5000
FTP0375A	0.375	0.625	0.594	PVC	5000
FTP0500LPA	0.500	0.906	0.735	LDPE	4000

DM Series
Round Vinyl End Caps

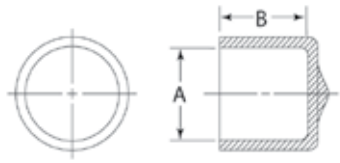

Specifications:
- Material: PVC
- Color: White

Features:
- Designed to fit standard tube dimension
- Glossy Finish

Item No.	Tube OD in	B in	Bulk Pack Qty
DM0750-1H	3/4	1	2500
DM0875-1G	7/8	1	2500
DM1000-1C	1	1	2000

We make finding your ideal product easy!

Need help? Call us!
800 847 0486

RECTANGLE TUBE INSERT GLIDES

RCR Series
Rectangular Ribbed Tube Inserts

Specifications:
- Material: Low-Density Polyethylene
- Surface Finish: See Table
- Color: See Table

Features:
- Perimeter rib design allows for easy assembly and secure fit
- Tube inserts fit a wider gauge range

Imperial

Item No.	Color	Surface Finish	Tube Size in	Tube Gauge	Bulk Pack Qty
RCR111339A	Black	Polished	1.000 x 0.500	16 - 20	1000
RCR111356A	Black	Textured	1.000 x 0.500	16 - 20	1000
RCR111508A	Black	Polished	1.375 x 0.625	11 - 19	2500
RCR111546A	Black	Textured	1.375 x 0.625	11 - 19	2500
RCR111622A	White	Textured	1.375 x 0.625	11 - 19	2500
RCR111343A	Black	Polished	1.500 x 0.750	11 - 19	1000
RCR111360A	Black	Textured	1.500 x 0.750	11 - 19	1000
RCR111377A	White	Polished	1.500 x 0.750	11 - 19	1000
RCR111510A	Black	Polished	1.500 x 1.000	11 - 19	2000
RCR111548A	Black	Textured	1.500 x 1.000	11 - 19	2000
RCR111624A	White	Textured	1.500 x 1.000	11 - 19	2000
RCR111348A	Black	Polished	2.000 x 1.000	11 - 19	1000
RCR111365A	Black	Textured	2.000 x 1.000	11 - 19	1000
RCR111382A	White	Polished	2.000 x 1.000	11 - 19	1000
RCR111512A	Black	Polished	2.000 x 1.250	11 - 19	1000
RCR111550A	Black	Textured	2.000 x 1.250	11 - 19	1000
RCR111626A	White	Textured	2.000 x 1.250	11 - 19	1000
RCR25101618A	Black	Polished	2.500 x 1.000	16 - 18	1000
RCR20101216A	Black	Textured	2.000 x 1.250	12 - 16	1000
RCR25151216A	Black	Polished	2.500 x 1.500	12 - 16	500
RCR111514A	Black	Polished	3.000 x 1.500	8 - 14	250
RCR111552A	Black	Textured	3.000 x 1.500	8 - 14	250
RCR111628A	White	Textured	3.000 x 1.500	8 - 14	250
RCR111516A	Black	Polished	3.000 x 2.000	8 - 14	250
RCR4030A	Black	Textured	3.000 x 4.000	10-14	200
RCR111554A	Black	Polished	3.000 x 2.000	8 - 14	250
RCR50201014A	Black	Textured	5.000 x 2.000	10 - 14	1000

Metric

Item No.	Color	Finish	Tube Size mm	Tube Gauge	Bulk Pack Qty
RCR111338A	Black	Polished	25 x 10	16 - 20	2000
RCR111355A	Black	Textured	25 x 10	16 - 20	2000
RCR199254A	Black	Polished	30 x 10	17 - 20	5000
RCR111340A	Black	Polished	30 x 15	11 - 19	1000
RCR111357A	Black	Textured	30 x 15	11 - 19	1000
RCR111341A	Black	Polished	30 x 20	11 - 19	1000
RCR111358A	Black	Textured	30 x 20	11 - 19	1000
RCR111509A	Black	Polished	35 x 20	11 - 19	2000
RCR111547A	Black	Textured	35 x 20	11 - 19	2000
RCR466544A	Black	Textured	40 x 15	14 - 17	1000
RCR111344A	Black	Polished	40 x 20	11 - 19	1000
RCR111361A	Black	Textured	40 x 20	11 - 19	1000
RCR111511A	Black	Polished	40 x 25	8 - 14	1500
RCR111549A	Black	Textured	40 x 25	8 - 14	1500
RCR111481A	Black	Polished	60 x 30	11 - 19	500
RCR111482A	Black	Textured	60 x 30	11 - 19	500
RCR111802A	Black	Polished	60 x 40	11 - 19	500
RCR111803A	Black	Textured	60 x 40	11 - 19	500
RCR111351A	Black	Polished	60 x 40	8 - 14	500
RCR111368A	Black	Textured	60 x 40	8 - 14	500
498707	Black	Textured	70 x 25	14 - 19	500
RCR199283A	Black	Textured	75 x 25	14 - 16	500
RCR111515A	Black	Polished	75 x 50	8 - 14	250
RCR111553A	Black	Textured	75 x 50	8 - 14	250
RCR111474A	Black	Textured	80 x 40	11 - 19	250
RCR111353A	Black	Polished	80 x 50	8 - 14	250
RCR111370A	Black	Textured	80 x 50	8 - 14	250
RCR460736A	Black	Textured	90 x 40	8 - 14	300
RCR199231A	Black	Textured	100 x 40	8 - 14	250
RCRM10502040A	Black	Textured	100 x 50	10 - 14	200
RCR460743A	Black	Textured	120 x 30	13 - 19	300
RCR460749A	Black	Textured	150 x 50	8 - 14	100

RTG Series
Rectangular Load Bearing Glides

Specifications:
- Material: ABS
- Color: Black

Features:
- Suitable for heavy-duty applications
- Step lead provides for easy installation
- Press fit assures a secure hold in tubing

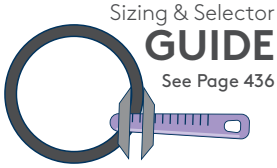

Item No.	Tube Size in	Tube Gauge	Wall Thickness in	Bulk Pack Qty
RTG1100A	0.500 x 1.000	16	0.065	6000
RTG1110A	0.500 x 1.000	18	0.049	3800
RTG1120A	0.500 x 1.250	16	0.065	5000
RTG1150A	0.500 x 1.500	16	0.065	4000
RTG1160A	0.500 x 1.500	18	0.049	4000
RTG1190A	0.750 x 1.250	18	0.049	2800
RTG1210A	0.750 x 1.500	14	0.083	2500
RTG1220A	0.750 x 1.500	16	0.065	2200
RTG1230A	0.750 x 1.500	18	0.049	2200
RTG1240A	0.750 x 2.000	16	0.065	2000
RTG1250A	1.000 x 1.500	11	0.120	2000
RTG1270A	1.000 x 1.500	14	0.083	2000
RTG1280A	1.000 x 1.500	16	0.065	1800
RTG1290A	1.000 x 1.500	18	0.049	2100
RTG1310A	1.000 x 2.000	11	0.120	1400
RTG1340A	1.000 x 2.000	14	0.083	1400
RTG1350A	1.000 x 2.000	16	0.065	1200
RTG1359B	1.000 X 2.000	17	0.058	1400
RTG1370A	1.000 x 2.000	18	0.049	1400
RTG1390A	1.000 x 3.000	11	0.120	1300
RTG1400A	1.000 x 3.000	14	0.083	1300

Item No.	Tube Size in	Tube Gauge	Wall Thickness in	Bulk Pack Qty
RTG1410A	1.000 x 3.000	16	0.065	1300
RTG1420A	1.250 x 2.000	12	0.109	1200
RTG1430A	1.250 x 2.000	14	0.083	800
RTG1440A	1.250 x 2.000	16	0.065	800
RTG1450A	1.500 x 2.000	11	0.120	900
RTG1460A	1.500 x 2.000	14	0.083	900
RTG1470A	1.500 x 2.000	15	0.072	900
RTG1480A	1.500 x 2.000	16	0.065	900
RTG1490A	1.500 x 2.500	11	0.120	500
RTG1500A	1.500 x 2.500	12	0.109	600
RTG1510A	1.500 x 2.500	16	0.065	900
RTG1521A	1.500 x 3.000	11	0.120	900
RTG1530A	1.500 x 3.000	14	0.083	1000
RTG1540A	1.500 x 3.000	16	0.065	500
RTG1550A	1.500 x 4.000	16	0.065	500
RTG1560A	2.000 x 3.000	11	0.120	700
RTG1570A	2.000 x 3.000	14	0.083	700
RTG1580B	2.000 x 4.000	11	0.120	350
RTG1590B	2.000 x 4.000	13	0.095	350
RTG1600B	2.000 x 4.000	16	0.065	350

THREADED INSERTS

RCM Series
Rectangular Metal Threaded Inserts

Specifications:
- Material: High-Density Polyethylene with Zinc-Plated Steel-Threaded Insert
- Color: Black

Features:
- Tube inserts with internal threads to accommodate adjustable leveling mounts and feet
- Ribbed to accommodate multiple gauges

Imperial

Item No.	Tube Size in	Thread Size in	Tube Gauge in	Wall Thickness in	Bulk Pack Qty
RCM0150A	0.75 x 1.50	1/4 - 20	16 - 18	0.049 - 0.065	500
RCM0250A	1.00 x 1.50	1/4 - 20	16 - 18	0.049 - 0.065	500
RCM0300A	1.00 x 1.50	5/16 - 18	16 - 18	0.049 - 0.065	500
RCM0350A	2.00 x 1.00	5/16 - 18	16 - 18	0.049 - 0.065	250
RCM0400A	2.00 x 1.00	5/16 - 18	14 - 16	0.065 - 0.083	250
RCM0600A	3.00 x 1.50	3/8 - 16	14 - 16	0.065 - 0.083	250

Metric

Item No.	Tube Size mm	Thread Size mm	Tube Gauge mm	Wall Thickness mm	Bulk Pack Qty
498598	30 x 20	M8	17 - 19	1.1 - 1.5	500
498599	30 x 20	M10	17 - 19	1.1 - 1.5	1000
498600	40 x 20	M8	17 - 19	1.1 - 1.5	250
498601	40 x 20	M10	17 - 19	1.1 - 1.5	500
498602	40 x 30	M8	17 - 19	1.1 - 1.5	500
498603	40 x 30	M10	17 - 19	1.1 - 1.5	500
498604	50 x 25	M8	17 - 19	1.1 - 1.5	250
498605	50 x 25	M10	17 - 19	1.1 - 1.5	500
498606	50 x 30	M8	17 - 19	1.1 - 1.5	200
498607	50 x 30	M10	17 - 19	1.1 - 1.5	500
498608	60 x 30	M8	17 - 19	1.1 - 1.5	250
498609	60 x 30	M10	17 - 19	1.1 - 1.5	250

SAI Series
Square Ribbed Inserts with Adjustable Feet

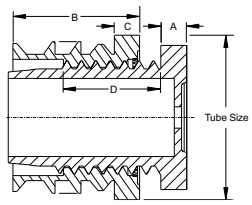

Specifications:
- Material: Nylon
- Color: Black

Features:
- Rugged, durable, heavy duty
- Resists lateral stresses
- Threaded insert and height adjuster in one piece

Item No.	Square Tube Size in	Square Tube Size mm	Fits Tube Gauge	Fits mm	Reference Dimensions A	B	C	D	Axial Load lbs	Bulk Pack Qty
SAI100A	0.750	20.00	14 - 18	1.5 - 2.0	0.158	0.866	0.197	0.945	220	100
SAI200A	0.875	22.00	14 - 18	1.5 - 2.0	0.158	0.866	0.197	0.945	220	200
SAI300A	1.000	25.00	14 - 18	1.5 - 2.0	0.197	0.985	0.197	0.906	330	300
SAI400A	1.181	30.00	14 - 18	1.5 - 2.0	0.197	0.985	0.197	0.787	660	100
SAI500A	1.375	35.00	14 - 18	1.5 - 2.0	0.197	1.358	0.197	0.787	660	100
SAI600A	1.500	40.00	14 - 18	1.5 - 2.0	0.197	1.358	0.197	0.787	660	100
SAI700A	1.750	45.00	14 - 18	1.5 - 2.0	0.197	1.358	0.197	1.102	660	100
SAI800A	2.000	50.00	14 - 18	1.5 - 2.0	0.197	1.358	0.197	1.142	660	100

RAI Series
Round Ribbed Inserts with Adjustable Feet

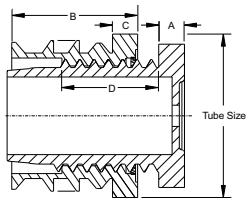

Specifications:
- Material: Nylon
- Color: Black

Features:
- Rugged, durable, heavy duty
- Resists lateral stresses
- Threaded insert and height adjuster in one piece

Item No.	Tube Size in	Tube Size mm	Fits Tube Gauge	Fits mm	A Ref	B Ref	C Ref	D Ref	Axial Load lbs	Bulk Pack Qty
RAI100A	1.250	32	14 - 18	1.5-2.0	0.197	0.985	0.197	0.787	660	800
RAI200A	1.375	35	14 - 18	1.5-2.0	0.197	1.358	0.197	0.787	660	100
RAI300A	1.500	40	14 - 18	1.5-2.0	0.197	1.358	0.197	0.787	660	100
RAI400A	1.750	45	14 - 18	1.5-2.0	0.197	1.358	0.197	1.102	660	100
RAI500A	2.000	50	14 - 18	1.5-2.0	0.197	1.358	0.197	1.181	660	100
RAI600A	2.375	60	14 - 18	1.5-2.0	0.394	1.595	0.236	1.457	660	100
RAI700A	3.125	80	14 - 18	1.5-2.0	0.394	1.595	0.236	1.457	660	100

TACK, SCREW-IN & ADHESIVE GLIDES

TKG Series
Tack Glides

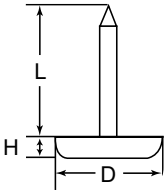

Specifications:
- Material: High-Density Polyethylene with Nickel Plated Nail
- Color: See Table

Features:
- Ideal for wooden furniture

Item No.		D		H		L		Bulk Pack Qty
Natural	Brown	in	mm	in	mm	in	mm	
TKG1010A	TKG1010B	0.625	15.88	0.250	6.35	0.719	18.26	6000
TKG1020A	TKG1020B	0.750	19.05	0.250	6.35	0.719	18.26	4500
TKG1030A	TKG1030B	0.875	22.23	0.250	6.35	0.719	18.26	4000
TKG1040A	TKG1040B	1.000	25.40	0.250	6.35	0.719	18.26	3000

TKT Series
PTFE Based Glide

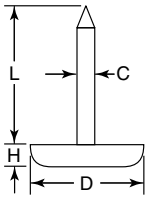

Specifications:
- Material: PTFE
- Color: Natural

Features:
- Ideal when easy movement is essential

Item No.	D	H	L	C	Bulk Pack Qty
499499	0.750	0.393	0.709	0.102	200
499500	0.870	0.393	0.709	0.102	200
499501	0.980	0.393	0.709	0.102	200
499502	1.180	0.393	0.709	0.102	200
499503	1.460	0.393	0.709	0.102	200

Screw-In Glides

LINE EXTENSION

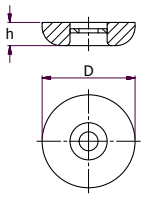

Specifications:
- Material:
  Glide: PTFE
  Material: Washer: Steel
- Color: Natural

Features:
- Includes metal screw
- Easy assembly

Item No.	D in	H in	Bulk Pack Qty
499482	0.750	0.219	1000
499483	0.875	0.219	200
499484	1.000	0.203	200
499485	1.188	0.203	200
499486	1.500	0.220	200
499487	2.000	0.219	200

Adhesive Glides

Specifications:
- Material: PTFE with adhesive backing
- Color: Natural

Features:
- Easy to apply
- Smooth glide action
- Protects surfaces

Square

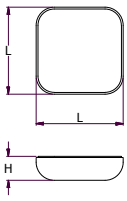

Item No.	L in	H in	Std Pack Qty
499488	1.000	0.250	200
499490	1.188	0.250	200
499494	1.500	0.281	200
499495	1.750	0.281	200
499496	2.000	0.250	200

Rectangular

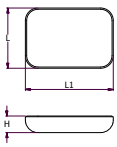

Item No.	L in	L1 in	H in	Std Pack Qty
499489	1.000	1.375	0.267	200
499497	0.750	2.750	0.250	200
499492	1.000	4.000	0.250	200

Round

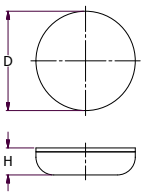

Item No.	D in	H in	Std Pack Qty
499475	0.750	0.172	200
499476	0.875	0.250	200
499477	1.000	0.172	200
499478	1.188	0.172	200
499479	1.500	0.250	200
499480	2.000	0.250	200
499481	2.500	0.250	200

PLASTIC BASED LEVELERS

AFP & AFPM Series
Articulating Adjustable Feet

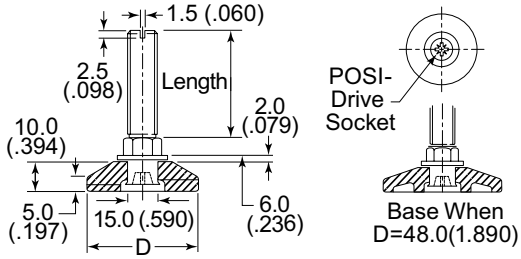

Specifications:
- Material: Polypropylene, Low-Carbon Steel Stud with Zinc-Plated Finish
- Color: Black

Features:
- Allows adjustment under load with base remaining stationary

Imperial

Item No.	D (Base) in	Thread Size	Stud Length in	Bulk Pack Qty
AFP25100A	0.984	1/4 - 20	0.750	100
AFP25110A	0.984	5/16 - 18	1.000	100
AFP25120A	0.984	5/16 - 18	1.500	100
AFP25130A	0.984	5/16 - 18	2.000	100
AFP25140A	0.984	5/16 - 18	2.750	100
AFP25150A	0.984	5/16 - 18	4.000	100
AFP30100A	1.181	5/16 - 18	1.000	100
AFP30110A	1.181	5/16 - 18	1.500	100
AFP30120A	1.181	5/16 - 18	2.000	100
AFP30130A	1.181	5/16 - 18	2.750	100
AFP30140A	1.181	5/16 - 18	3.000	100
AFP30150A	1.181	5/16 - 18	4.000	100
AFP30160A	1.181	3/8 - 16	1.000	100
AFP30180A	1.181	3/8 - 16	1.500	100
AFP30200A	1.181	3/8 - 16	2.000	100
AFP30210A	1.181	3/8 - 16	2.750	100
AFP30220A	1.181	3/8 - 16	4.000	100
AFP38100A	1.500	5/16 - 18	1.000	100
AFP38120A	1.500	5/16 - 18	1.500	100
AFP38130A	1.500	5/16 - 18	2.000	100
AFP38140A	1.500	5/16 - 18	2.750	100
AFP38150A	1.500	5/16 - 18	3.000	100
AFP38160A	1.500	5/16 - 18	4.000	100
AFP38170A	1.500	3/8 - 16	1.000	100
AFP38180A	1.500	3/8 - 16	1.500	100
AFP38200A	1.500	3/8 - 16	2.000	100
AFP38210A	1.500	3/8 - 16	2.750	100
AFP38220A	1.500	3/8 - 16	3.000	100
AFP38230A	1.500	3/8 - 16	4.000	100
AFP38240A	1.500	1/2 - 13	1.000	100
AFP38250A	1.500	1/2 - 13	1.500	100
AFP38260A	1.500	1/2 - 13	2.000	100
AFP38280A	1.500	1/2 - 13	2.750	100
AFP38290A	1.500	1/2 - 13	4.000	100
AFP48100A	1.890	5/16 - 18	1.000	100
AFP48110A	1.890	5/16 - 18	1.500	100
AFP48130A	1.890	5/16 - 18	2.000	100
AFP48140A	1.890	5/16 - 18	2.750	100
AFP48150A	1.890	5/16 - 18	4.000	100
AFP48170A	1.890	3/8 - 16	1.000	100
AFP48180A	1.890	3/8 - 16	1.500	100
AFP48200A	1.890	3/8 - 16	2.000	100
AFP48210A	1.890	3/8 - 16	2.375	100
AFP48220A	1.890	3/8 - 16	2.750	100
AFP48240A	1.890	3/8 - 16	4.000	100
AFP48250A	1.890	1/2 - 13	1.000	100
AFP48260A	1.890	1/2 - 13	1.500	100
AFP48270A	1.890	1/2 - 13	2.000	100
AFP48280A	1.890	1/2 - 13	2.750	100
AFP48290A	1.890	1/2 - 13	4.000	100

Metric

Item No.	D (Base) mm	Thread Size	Stud Length mm	Bulk Pack Qty
466212	25	M6	20	500
466167	25	M8	25	500
466168	25	M8	40	350
466169	25	M8	55	250
466170	25	M8	70	200
466171	25	M8	100	150
466172	30	M8	25	400
466173	30	M6	40	300
466174	30	M6	55	200
466175	30	M6	70	150
466176	30	M6	100	100
466177	30	M10	25	300
466178	30	M10	40	200
466179	30	M10	55	100
466180	30	M10	70	100
466181	30	M10	100	50
466182	38	M8	25	400
466183	38	M8	40	300
466184	38	M8	55	200
466185	38	M8	70	150
466186	38	M8	100	100
466187	38	M10	25	300
466188	38	M10	40	200
466189	38	M10	55	100
466190	38	M10	70	100
466191	38	M10	100	50
466192	38	M12	25	200
466193	38	M12	40	150
466194	38	M12	55	150
466195	38	M12	70	50
466196	38	M12	100	100
466197	48	M8	25	200
466198	48	M8	40	150
466199	48	M8	55	150
466200	48	M8	70	100
466201	48	M8	100	100
466202	48	M10	25	150
466203	48	M10	40	100
466204	48	M10	55	100
466205	48	M10	70	50
466206	48	M10	100	100
466207	48	M12	25	100
466208	48	M12	40	100
466209	48	M12	55	100
466211	48	M12	100	50

AFM & AFMP Series
Swivel/Tilting Adjustable Machinery Feet

AFMP Series

AFM Series

Specifications:
- Material: Nylon Base with Zinc Plated Steel Stud
- Color: Black

Features:
- Ideal for mounting machines or conveyers
- High Load bearing of 2000lbs (900kg) per foot
- Tilting & swiveling design (20° Max)

AFM Series

Item No.					
Plain Base	Bolt-Down Base	Thread	Stud Length In	Base Dia In	Bulk Pack Qty
AFM1100A	—	5/16 - 18	2.5	1.57	40
AFM1200A	—	5/16 - 18	2.5	1.97	40
—	AFM1300B	5/16 - 18	2.5	2.36	40
AFM1400A	—	5/16 - 18	3.5	1.57	40
AFM1500A	—	5/16 - 18	3.5	1.97	40
—	AFM1600B	5/16 - 18	3.5	2.36	40
AFM2050A	—	3/8 - 16	3.0	1.97	40
—	AFM2100B	3/8 - 16	3.0	2.36	40
AFM2150A	—	3/8 - 16	3.0	3.15	40
AFM2200A	—	3/8 - 16	4.0	1.97	40
—	AFM2250B	3/8 - 16	4.0	2.36	40
AFM2300A	—	3/8 - 16	4.0	3.15	40
AFM3100A	—	1/2 - 13	3.0	1.97	24
—	AFM3150B	1/2 - 13	3.0	2.36	24
AFM3200A	AFM3200B	1/2 - 13	3.0	3.15	24
AFM3300A	—	1/2 - 13	4.0	1.97	24
AFM3400A	AFM3400B	1/2 - 13	4.0	3.15	24
—	AFM3450B	1/2 - 13	4.0	3.94	24
AFM3500A	—	1/2 - 13	5.0	2.36	24
AFM3600A	AFM3600B	1/2 - 13	5.0	3.15	24
—	AFM3700B	1/2 - 13	5.0	3.94	24
AFM4100A	—	5/8 - 11	3.0	1.97	20
—	AFM4150B	5/8 - 11	3.0	2.36	20
AFM4200A	—	5/8 - 11	3.0	3.15	20
AFM4250A	—	5/8 - 11	4.0	1.97	20
AFM4300A	AFM4300B	5/8 - 11	4.0	3.15	20
—	AFM4400B	5/8 - 11	4.0	3.94	20
AFM4450A	—	5/8 - 11	6.0	3.15	20
AFM4500A	AFM4500B	5/8 - 11	6.0	3.94	20
AFM4600A	—	5/8 - 11	6.0	4.72	20
AFM4650A	—	5/8 - 11	8.0	3.15	20
AFM4700A	—	5/8 - 11	8.0	3.94	20
AFM4800A	AFM4800B	5/8 - 11	8.0	4.72	20
AFM5400A	—	3/4 - 10	6.0	3.15	20
AFM5450A	—	3/4 - 10	6.0	3.94	20
AFM5500A	AFM5500B	3/4 - 10	6.0	4.72	12
AFM5600A	—	3/4 - 10	8.0	3.15	12
AFM5650A	—	3/4 - 10	8.0	3.94	12
AFM5700A	AFM5700B	3/4 - 10	8.0	4.72	12

AFMP Series - Optional Non-Slip Pad
- Material: Rubber

Item No.			
Plain Base	Bolt-Down Base	Base Dia In	Bulk Pack Qty
AFMP040A	—	1.57	40
AFMP050A	—	1.97	40
AFMP060A	AFMP060B	2.36	24
AFMP080A	AFMP080B	3.15	20
AFMP100A	AFMP100B	3.94	20
AFMP120A	AFMP120B	4.72	12

METRIC SIZES
ALSO AVAILABLE
Shop metric options for leveling feet & glides
at www.essentracomponents.com

PLASTIC BASED LEVELERS

AFS & AFSM Series
Rigid Adjustable Feet

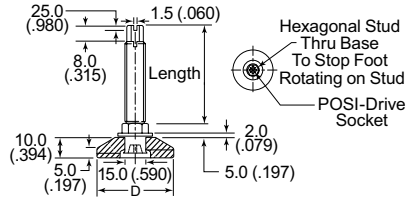

Specifications:
- Material: Polypropylene, Low-Carbon Steel Stud with Zinc-Plated Finish
- Color: Black

Imperial

Item No.	D (Base) in	Thread Size	Stud Length in	Bulk Pack Qty
AFS48410A	1.890	5/16-18	1.000	100
AFS48420A	1.890	5/16-18	1.500	100
AFS48430A	1.890	5/16-18	2.000	100
AFS48440A	1.890	5/16-18	2.750	100
AFS48450A	1.890	5/16-18	4.000	100
AFS48460A	1.890	3/8-16	1.000	100
AFS48470A	1.890	3/8-16	1.500	100
AFS48480A	1.890	3/8-16	2.000	100
AFS48490A	1.890	3/8-16	2.750	100
AFS48500A	1.890	3/8-16	4.000	100
AFS48510A	1.890	1/2-13	1.000	100
AFS48520A	1.890	1/2-13	1.500	100
AFS48530A	1.890	1/2-13	2.000	100
AFS48540A	1.890	1/2-13	2.750	100
AFS48550A	1.890	1/2-13	4.000	100

AFSM Metric

Item No.	D (Base) mm	Thread Size	Stud Length mm	Bulk Pack Qty
466121	25	M6	20	500
466122	25	M8	25	500
466123	25	M8	40	350
466124	25	M8	55	250
466125	25	M8	70	200
466126	25	M8	100	150
466127	30	M8	25	400
466128	30	M8	40	300
466129	30	M8	55	200
466130	30	M8	70	150
466131	30	M8	100	100
466132	30	M10	25	300
466133	30	M10	40	200
466134	30	M10	55	100
466135	30	M10	70	100
466136	30	M10	100	50
466137	38	M8	25	400
466138	38	M8	40	300
466139	38	M8	55	200
466140	38	M8	70	150
466141	38	M8	100	100
466142	38	M10	25	300
466143	38	M10	40	200
466144	38	M10	55	100
466145	38	M10	70	100
466146	38	M10	100	50
466147	38	M12	25	200
466148	38	M12	40	150
466149	38	M12	55	150
466150	38	M12	70	100
466151	38	M12	100	50
466152	48	M8	25	200
466153	48	M8	40	200
466154	48	M8	55	150
466155	48	M8	70	150
466156	48	M8	100	100
466157	48	M10	25	200
466158	48	M10	40	150
466159	48	M10	55	100
466160	48	M10	70	100
466161	48	M10	100	50
466162	48	M12	25	150
466163	48	M12	40	100
466164	48	M12	55	100
466165	48	M12	70	50
466166	48	M12	100	50

AFT & AFTM Series
Swivel Tilting Adjustable Feet

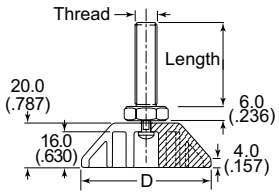

Specifications:
- Material: Polypropylene Zinc-Plated Steel Tilt Ball and Stud
- Color: Black

Features:
- Max 25° tilt

Imperial

Item No.	D (Base) in	Thread Size	Stud Length in	Bulk Pack Qty
AFT25100A	0.984	1/4 - 20	1.000	100
AFT25110A	0.984	5/16 - 18	0.500	100
AFT25120A	0.984	5/16 - 18	1.000	100
AFT25130A	0.984	3/8 - 16	0.500	100
AFT25140A	0.984	3/8 - 16	1.500	100
AFT25150A	0.984	3/8 - 16	2.000	100
AFT32160A	1.260	1/4 - 20	1.000	100
AFT32170A	1.260	5/16 - 18	1.000	100
AFT32180A	1.260	5/16 - 18	1.500	100
AFT32190A	1.260	3/8 - 16	1.000	100
AFT32200A	1.260	3/8 - 16	2.000	100
AFT32210A	1.260	3/8 - 16	3.000	100
AFT38220A	1.496	5/16 - 18	1.000	100
AFT38230A	1.496	5/16 - 18	1.500	100
AFT38240A	1.496	3/8 - 16	1.000	100
AFT38250A	1.496	3/8 - 16	2.000	100
AFT38260A	1.496	3/8 - 16	3.000	100
AFT47270A	1.850	5/16 - 18	1.000	100
AFT47280A	1.850	5/16 - 18	2.000	100
AFT47290A	1.850	3/8 - 16	1.000	100
AFT47300A	1.850	3/8 - 16	2.000	100
AFT47310A	1.850	3/8 - 16	3.000	100

Metric

Item No.	Thread	Ø Base	Stud Length	Bulk Pack Qty
462183	M6	25.0	25.0	750
462184	M6	32.5	25.0	500
110728	M8	25.0	12.0	100
110732	M8	25.0	25.0	100
110729	M8	32.0	12.0	100
110733	M8	32.0	25.0	100
110730	M8	38.0	12.0	100
110734	M8	38.0	25.0	100
110731	M8	47.5	12.0	100
110735	M8	47.5	25.0	100
110736	M10	25.0	15.0	100
110740	M10	25.0	38.0	100
110744	M10	25.0	50.0	100
110737	M10	32.0	15.0	100
110741	M10	32.0	38.0	100
110745	M10	32.0	50.0	100
110738	M10	38.0	15.0	100
110742	M10	38.0	38.0	100
110746	M10	38.0	50.0	100
110739	M10	47.5	15.0	100
110743	M10	47.5	38.0	100
110747	M10	47.5	50.0	100

ADJUSTABLE FEET & BASE CAPS

AFH Series
Steel Based Adjustable Feet

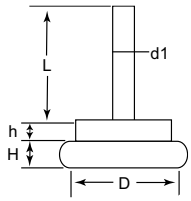

Specifications:
- Material: Low-Carbon Steel Stud with Zinc-Plated Finish and Nickel-Plated Shell

Features:
- Economic leveler ideal for uneven surfaces
- Steel shell base provides a smooth non-skid surface
- Excellent for leveling cabinets, office furniture and light-duty machines
- Polymer cushion provided shock absorption
- Attractive chrome finish

Item No.	D (Base) in	H (Height) in	h (Height) in	L in	d1 (Thread)	Bulk Pack Qty
AFH1010A	0.748	0.236	0.157	0.650	1/4 - 20	400
AFH1015A	0.748	0.236	0.157	1.000	1/4 - 20	360
AFH1020A	0.866	0.236	0.157	0.650	1/4 - 20	320
AFH1025A	0.866	0.236	0.157	1.500	1/4 - 20	300
AFH1030A	0.945	0.236	0.157	0.650	1/4 - 20	240
AFH1035A	0.945	0.236	0.157	1.500	1/4 - 20	220
AFH1040A	1.063	0.236	0.157	1.000	1/4 - 20	192
AFH1045A	1.063	0.236	0.157	2.000	1/4 - 20	172

AFB Series
Nylon Based Adjustable Feet

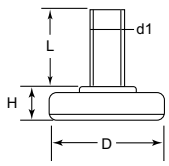

Specifications:
- Material: Nylon Base, Low-Carbon Steel Stud with Zinc-Plated Finish and Nickel-Plated Shell
- Color: Natural Nylon Base with Nickel-Plated Shell

Features:
- Economic leveler ideal for uneven surfaces
- Nylon base provides a smooth non-abrasive surface
- Excellent for leveling cabinets, office furniture and light-duty machines

Item No.	D (Base) in	D (Base) mm	H (Height) in	H (Height) mm	L in	L mm	d1 (Thread)	Bulk Pack Qty
AFB1010A	1.000	25.40	0.438	11.11	1.000	25.40	1/4- 20	400
AFB1015A	1.000	25.40	0.438	11.11	2.000	50.80	1/4- 20	360
AFB1020A	1.375	34.93	0.594	15.08	1.000	25.40	3/8- 16	200
AFB1025A	1.375	34.93	0.594	15.08	2.000	50.80	3/8- 16	180

AFD Series
Nylon Based With Hex Adjustable Feet

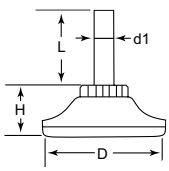

Specifications:
- Material: Nylon Base, Low-Carbon Steel Stud with Zinc-Plated Finish and Nickel-Plated Shell
- Color: Natural Nylon Base with Nickel-Plated Shell

Features:
- Integral hexagonal nut allows adjustment under load
- Nylon base provides a smooth non-abrasive surface
- Excellent for leveling cabinets, office furniture and light-duty machines
- Attractive nickel finish

Item No.	D (Base) in	D (Base) mm	H (Height) in	H (Height) mm	L in	L mm	d1 (Thread)	Bulk Pack Qty
AFD1010A	1.300	33.02	0.625	15.88	1.000	25.40	3/8 - 16	300
AFD1020A	1.750	44.45	0.688	17.46	1.000	25.40	3/8 - 16	300
AFD1025A	1.750	44.45	0.688	17.46	2.000	25.40	3/8 - 16	280

AFR Series
Nylon Based Adjustable Feet

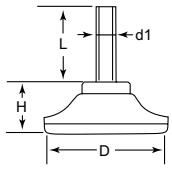

Specifications:
- Material: Nylon Base, Low-Carbon Steel Stud With Zinc-Plated Finish and Nickel-Plated Shell
- Color: Natural Nylon Base with Nickel-Plated Shell

Features:
- Economic leveler ideal for uneven surfaces
- Nylon base provides a smooth non-abrasive surface
- Excellent for leveling cabinets, office furniture and light-duty machines

Item No.	D (Base) in	D (Base) mm	H (Height) in	H (Height) mm	L in	L mm	d1 (Thread)	Bulk Pack Qty
AFR1010A	1.125	28.58	0.438	11.11	1.000	25.40	1/4 - 20	400
AFR1015A	1.125	28.58	0.438	11.11	2.000	50.80	1/4 - 20	360
AFR1020A	1.125	28.58	0.438	11.11	1.000	25.40	5/16 - 18	300
AFR1025A	1.125	28.58	0.438	11.11	2.000	50.80	5/16 - 18	280

Item No.	D (Base) in	D (Base) mm	H (Height) in	H (Height) mm	L in	L mm	d1 (Thread)	Bulk Pack Qty
AFR1030A	1.300	33.02	0.500	12.70	1.000	25.40	3/8 - 16	240
AFR1035A	1.300	33.02	0.500	12.70	2.000	50.80	3/8 - 16	220
AFR1040A	1.750	44.45	0.531	13.49	1.000	25.40	3/8 - 16	200
AFR1045A	1.750	44.45	0.531	13.49	2.000	50.80	3/8 - 16	180

BASE CAPS / RIVET FEET

MBC Series
Glide Base Caps

Specifications:
- Material: See Table
- Color: Natural

Features:
- Low profile
- Effectively encapsulates standard metal base glides

Item No.	Fits Base Cap OD in	Material	Bulk Pack Qty
MBC1200A	0.875	Nylon	5000
MBC1210A	1.000	LDPE	4000
MBC1220A	1.062	Nylon	4000
MBC1230A	1.200	LDPE	3000
MBC1240A	1.218	Nylon	3000
MBC1250A	1.250	LDPE	2500
MBC1260A	1.250	Nylon	2500

FF Series
Fast Foot

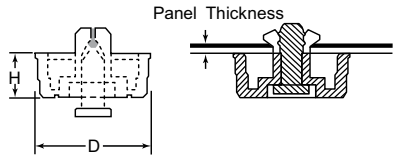

Specifications:
- Material: TPR over Nylon
- Flame Class: UL94 HB
- Color: Black

Item No.	Ø Hole in	Ø Hole mm	Panel Thickness in	Panel Thickness mm	D in	D mm	H in	H mm	Bulk Pack Qty
FF-001B	0.199	5.1	0.039 - 0.091	1.0 - 2.3	0.950	24.0	0.551	14.0	100
FF-003-P3X5.5B	0.124	3.2	0.031 - 0.071	0.8 - 1.8	0.560	14.2	0.217	5.5	100
FF-004B	0.199	5.1	0.039 - 0.091	1.0 - 2.3	0.790	20.0	0.394	10.0	100
FF-005-P4X5B	0.163	4.2	0.039 - 0.091	0.8 - 1.8	0.830	21.0	0.165	4.2	100
FF-005-P4X6B	0.163	4.2	0.071 - 0.111	1.8 - 2.8	0.830	21.0	0.165	4.2	100
FF-005-P4X7B	0.163	4.2	0.114 - 0.146	2.9 -3 .7	0.830	21.0	0.165	4.2	100
FF-005-P4X8B	0.163	4.2	0.150 - 0.189	3.8 - 4.8	0.830	21.0	0.165	4.2	100
FF-006-P4X6B	0.163	4.2	0.024 - 0.039	0.6 - 1.0	0.590	15.0	0.236	6.0	100
FF-006-P4X7B	0.163	4.2	0.039 - 0.079	1.0 - 2.0	0.590	15.0	0.236	6.0	100
FF-006-P4X8B	0.163	4.2	0.079 - 0.118	2.0 - 3.1	0.590	15.0	0.236	6.0	100
FF-006-P5X6.5B	0.203	5.2	0.031 - 0.047	0.8 - 1.2	0.590	15.0	0.236	6.0	100
FF-006-P5X7.5B	0.203	5.2	0.051 - 0.091	1.3 - 2.3	0.590	15.0	0.236	6.0	100
FF-008-P4X6B	0.163	4.2	0.031 - 0.071	0.8 - 1.8	0.830	21.0	0.236	6.0	100
FF-008-P4X7B	0.163	4.2	0.075 - 0.110	1.9 - 2.8	0.830	21.0	0.236	6.0	100
FF-008-P4X8B	0.163	4.2	0.114 - 0.157	2.9 - 4.0	0.830	21.0	0.236	6.0	100
FF-009-P4X6B	0.163	4.2	0.000 - 0.031	0.0 - 0.8	0.830	21.0	0.315	8.0	100
FF-009-P4X7B	0.163	4.2	0.031 - 0079	0.8 - 2.0	0.830	21.0	0.315	8.0	100
FF-009-P4X8B	0.163	4.2	0.083 - 0.118	2.1 - 3.0	0.830	21.0	0.315	8.0	100
FF-010-P4X7B	0.163	4.2	0.039 - 0.079	1.0 - 2.0	0.590	15.0	0.354	9.0	100
FF-010-P4X8B	0.163	4.2	0.079 - 0.118	2.0 - 3.1	0.590	15.0	0.354	9.0	100
FF-13-P3.5X4.5B	0.144	3.7	0.020 - 0.047	0.5 - 1.2	0.430	10.8	0.157	4.0	100
FF-13-P3.5X5.5B	0.144	3.7	0.047 - 0.079	1.2 - 2.0	0.430	10.8	0.157	4.0	100
FF-13-P3.5X6.0B	0.144	3.7	0.059 - 0.087	1.5 - 2.2	0.430	10.8	0.157	4.0	100
FF-13-P3.5X7.0B	0.144	3.7	0.098 - 0.126	2.5 - 3.2	0.430	10.8	0.157	4.0	100

SFF Series
Soft Fast Foot

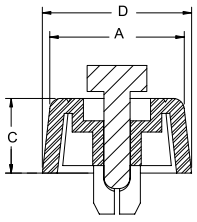

Specifications:
- Material: Foot: UL94 HB TPE, 86 Shore A
  Pin: Polypropylene
- Color: Black

Features:
- Rivet is pushed in, locking foot in place
- Prevents surface damage with anti-skid and scratch resistant properties
- Made of abrasion resistant rubber to help cushion and provide vibration control
- High shear strength

Item No.	Hole Ø in	Hole Ø mm	Panel Thickness in	Panel Thickness mm	A Ref in	A Ref mm	C Ref in	C Ref mm	D in	D mm	Bulk Pack Qty
SFF-018	0.305	7.75	0.031 - 0.059	0.8 - 1.5	0.710	18.0	0.390	10.0	0.790	20.0	100
SFF-021	0.305	7.75	0.197 - 0.315	5.0 - 8.0	0.790	20.0	0.240	6.0	0.830	21.0	100
SFF-023	0.305	7.75	0.031 - 0.059	0.8 - 1.5	0.910	23.0	0.200	5.0	0.980	25.0	100
SFF-028	0.305	7.75	0.031 - 0.059	0.8 - 1.5	0.710	18.0	0.590	15.0	0.790	20.0	100

FBR Series
Foot, Fir-Tree Mount

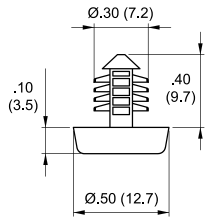

Specifications:
- Material: Rivet: UL94 V-2 Nylon 6/6
  Foot: TPE
- Color: Black

Features:
- Rigid nylon fir-tree mount provides exceptional retention strength
- Rubber foot provides skid resistance and vibration control

Item No.	Hole Ø in	Hole Ø mm	Min. Panel Thickness in	Min. Panel Thickness mm	Bulk Pack Qty
FBR-1	0.268	6.8	0.394	10.0	1000

STEM BUMPERS

BPM Series
Pull Mount Bumper

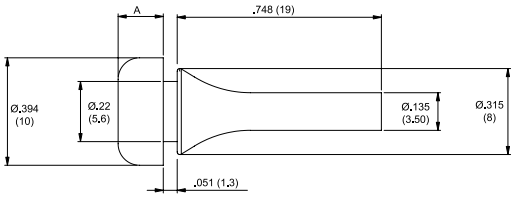

Specifications:
- Material: Silicone Rubber, 65 Shore A
- Color: Black

Features:
- Pulled from the inside of chassis
- High temperature silicone helps to cushion and prevent skidding

Item No.	Hole Ø		Panel Thickness		A		Bulk Pack Qty
	in	mm	in	mm	in	mm	
BPM-2	0.240 - 0.250	6.00 - 6.35	0.059	1.5	0.165	4.2	1000
BPM-3	0.240 - 0.250	6.00 - 6.35	0.059	1.5	0.196	5.0	1000

BAB Series
Break-Away Bumper

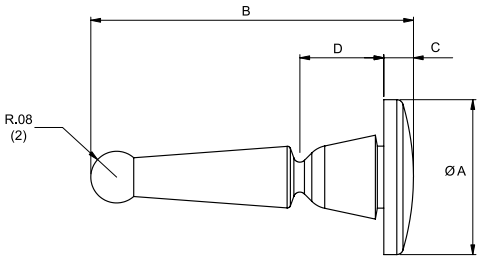

Specifications:
- Material: See Table
- Color: Black

Features:
- Designed to be pulled from the inside of the chassis
- Mounting tab designed to break away after assembly to save space
- Silicone is good for high temperature applications

Item No.	Hole Ø		Panel Thickness		A Ø		B		C		D		Material	Bulk Pack Qty
	in	mm	in	mm	in	mm	in	mm	in	mm	in	mm		
BAB-1	0.197 - 0.212	5.0 - 5.4	0.024 - 0.031	0.6 - 0.8	0.470	12.0	0.980	25.0	0.090	2.3	0.260	6.5	Silicone Rubber, 40 Shore A	1000
BAB-2	0.197 - 0.212	5.0 - 5.4	0.024 - 0.031	0.6 - 0.8	0.470	12.0	0.980	25.0	0.090	2.3	0.260	6.5	Silicone Rubber, 50 Shore A	1000
BAB-3	0.185 - 0.197	4.7 - 5.0	0.020	0.5	0.390	10.0	0.790	20.0	0.080	2.0	0.160	4.3	Silicone Rubber, 50 Shore A	1000

BIB Series
Blind Install Bumper

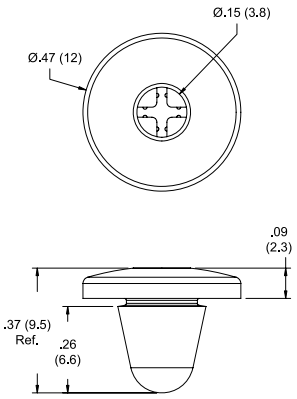

Specifications:
- Material: Silicone Rubber, 45 Shore A
- Color: Black

Features:
- Installed from the outside of the chassis
- Cross that is molded into the head allows quick installation with a #1 phillips head screwdriver or 1/8 (3.2) Ø or smaller blunt end rod
- May be used as an alternate to the BAB series seen above

Item No.	Hole Ø		Panel Thickness		Bulk Pack Qty
	in	mm	in	mm	
BIB-1	0.197 - 0.212	5.0 - 5.4	0.024 - 0.031	1.6 - 0.8	1000

STEM BUMPERS

POF
Push On Feet

Specifications:
- Material: UL94 HB TPE
- Color: Black

Features:
- Easily mounted by pushing into chassis

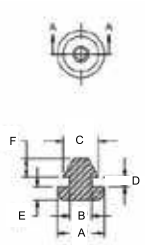

Type 1

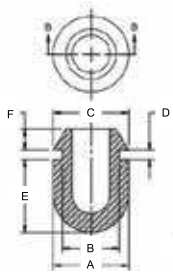

Type 2

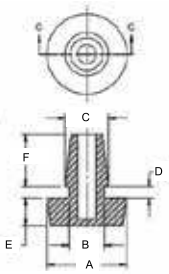

Type 3

Item No.	Hole Ø		Panel Thickness		A Ø		B Ø		C Ø		D		E		F Ref		Type	Bulk Pack Qty
	in	mm	in	mm	in	mm	in	mm	in	mm	in	mm	in	mm	in	mm		
POF-40022	0.146 - 0.150	3.7 - 3.8	0.126	3.2	0.31	7.9	0.126	3.2	0.17	4.4	0.13	3.3	0.06	1.6	0.13	3.3	1	100
POF-40048	0.177 - 0.181	4.5 - 4.6	0.059	1.5	0.31	7.9	0.146	3.7	0.24	6.1	0.06	1.6	0.09	2.3	0.12	3.0	1	100
POF-40059	0.374 - 0.378	9.5 - 9.6	0.059	1.5	0.50	12.7	0.374	9.5	0.50	12.7	0.06	1.6	0.48	12.2	0.14	3.6	2	100
POF-50185	0.236 - 0.240	6 - 6.1	0.075	1.9	0.53	13.4	0.236	6.0	0.29	7.3	0.08	2.0	0.18	4.6	0.34	8.6	3	100
POF-12664	0.276 - 0.280	7 - 7.1	0.047	1.2	0.62	15.7	0.276	7.0	0.34	8.6	0.05	1.3	0.20	5.1	0.16	4.1	3	100

GRF Series
Add Push-On Feet

Specifications:
- Material: Flexible PVC
- Color: Black

Features:
- Designed for use on metal or plastic housings and cases
- Simply push into punched or drilled holes

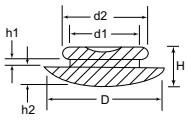

Type 1

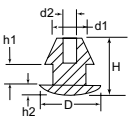

Type 2

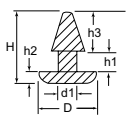

Type 3

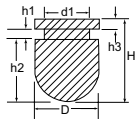

Type 4

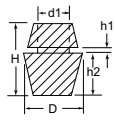

Type 5

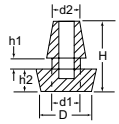

Type 6

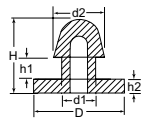

Type 7

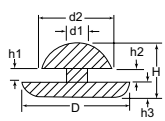

Type 8

Item No.	Type	Ø D		Ø d1		Ø d2		H		h1		h2		h3		Bulk Pack Qty
		in	mm	in	mm	in	mm	in	mm	in	mm	in	mm	in	mm	
GRF16010A	1	0.606	15.39	0.386	9.80	0.500	12.70	0.276	7.01	0.063	1.60	0.106	2.69	—	—	10000
GRF17409A	1	0.748	19.00	0.472	12.00	0.516	13.11	0.256	6.50	0.031	0.79	0.126	3.20	—	—	10000
GRF17412A	1	0.748	19.00	0.504	12.80	0.626	15.90	0.295	7.49	0.063	1.60	0.126	3.20	—	—	7000
GRF24006A	2	0.406	10.31	0.177	4.50	0.087	2.21	0.299	7.59	0.063	1.60	0.079	2.01	—	—	5000
GRF33106A	3	0.311	7.90	0.126	3.20	—	—	0.327	8.31	0.126	3.20	0.063	1.60	0.138	3.51	10000
GRF45050A	4	0.492	12.50	0.374	9.50	—	—	0.669	16.99	0.063	1.60	0.472	12.00	0.138	3.51	10000
GRF54131A	5	0.429	10.90	0.272	6.91	—	—	0.504	12.80	0.028	0.71	0.319	8.10	—	—	10000
GRF64718A	6	0.472	12.00	0.236	6.00	0.228	5.79	0.598	15.19	0.083	2.11	0.181	4.60	—	—	10000
GRF65919A	2	0.622	15.80	0.268	6.81	0.157	3.99	0.382	9.70	0.059	1.50	0.197	5.00	—	—	10000
1347530	7	0.996	25.30	0.492	12.50	0.602	15.29	0.787	19.99	0.197	5.00	0.157	3.99	—	—	2000
GRF86713A	8	0.689	17.50	0.437	11.10	0.524	13.31	0.394	10.01	0.102	2.59	0.157	3.99	0.157	3.99	10000

BDH Series
Domed Split Stem Bumper

Specifications:
- Material: Nylon 6
- Color: Natural

Features:
- Domed head split bumpers are produced with a split-stem portion to make insertion easy and removal difficult
- The domed head makes them ideal for use as bumpers

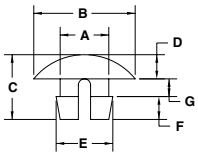

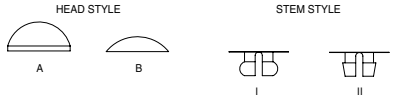

Item No.	Ø A		Ø B		C		D		E		F		G		Stem Style	Head Style	Bulk Pack Qty
	in	mm	in	mm	in	mm	in	mm	in	mm	in	mm	in	mm			
BDH005A	0.109	2.77	0.250	6.35	0.203	5.16	0.093	2.36	0.125	3.18	0.046	1.17	0.063	1.60	I	A	40000
BDH010A	0.125	3.18	0.375	9.53	0.307	7.80	0.046	1.17	0.150	3.81	0.130	3.30	0.130	3.30	II	A	30000
BDH020A	0.156	3.96	0.375	9.53	0.265	6.73	0.093	2.36	0.173	4.39	0.093	2.36	0.093	2.36	II	B	20000
BDH025A	0.187	4.75	0.344	8.73	0.203	5.16	0.050	1.27	0.218	5.54	0.083	2.11	0.070	1.78	II	B	35000
BDH030A	0.187	4.75	0.390	9.91	0.250	6.35	0.093	2.36	0.218	5.54	0.088	2.24	0.068	1.73	II	B	24000
BDH040A	0.210	5.33	0.375	9.53	0.343	8.71	0.063	1.60	0.243	6.17	0.125	3.18	0.156	3.96	II	B	20000

STEM BUMPERS

SOF Series
Screw Mount Feet

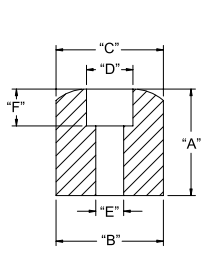

Fig. 1

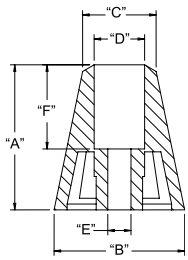

Fig. 2

Specifications:
- Material: Neoprene Rubber
- Color: Black

Features:
- Securely mounted with a screw
- Provides excellent skid resistance

Item No.	Ø A		Ø B		Ø C Ref.		Ø D		Ø E		Ø F		Figure	Bulk Pack Qty
	in	mm	in	mm	in	mm	in	mm	in	mm	in	mm		
SOF-15129	0.280	7.1	0.630	15.9	0.540	13.8	0.310	8.0	0.130	3.2	0.160	4.0	1	100
SOF-15140	0.370	9.5	0.690	17.5	—	—	0.310	8.0	0.160	4.0	0.200	5.2	2	100
SOF-15125	0.450	11.5	0.750	19.1	0.710	18.0	0.400	10.2	0.200	5.0	0.250	6.35	1	100
SOF-15111	0.600	15.25	0.750	19.1	0.500	12.7	0.310	8.0	0.160	4.0	0.190	4..0	2	100
SOF-15127	0.720	18.35	0.730	18.5	—	—	0.310	8.0	0.190	4.8	0.250	6.35	1	100
SOF-15126	0.980	25.0	0.890	22.5	0.500	12.7	0.340	8.7	0.160	4.0	0.570	14.5	2	100

BRR Series
Screw on Bumper Feet

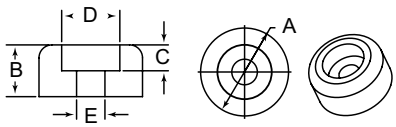

Specifications:
- Material: See Table
- Color: See Table

Features:
- Recessed bumpers are ideally suited for use as feet on radios, TV sets, house wares, small appliances and many other products
- They are fastened by means of a screw, bolt or rivet
- Can also be used as spacers or door stops
- Available in round, coved and tapered configurations

Item No.	Material	Color	Ø A		B		C		Ø D		E		Bulk Pack Qty
			In	mm	In	mm	In	mm	In	mm	In	mm	
BRR015A	Nylon	Natural	0.500	12.70	0.375	9.53	0.063	1.59	0.391	9.92	0.190	4.83	12000
BRR015B	Nylon	Black	0.500	12.70	0.375	9.53	0.063	1.59	0.391	9.92	0.190	4.83	12000
BRR015C	LDPE	Black	0.500	12.70	0.375	9.53	0.063	1.59	0.391	9.92	0.190	4.83	12000
BRR025A	Nylon	Natural	0.625	15.88	0.500	12.70	0.250	6.35	0.343	8.71	0.187	4.75	5000
BRR025B	Nylon	Black	0.625	15.88	0.500	12.70	0.250	6.35	0.343	8.71	0.187	4.75	5000
BRR025C	LDPE	Black	0.625	15.88	0.500	12.70	0.250	6.35	0.343	8.71	0.187	4.75	5000
BRR030A	Nylon	Natural	0.750	19.05	0.312	7.92	0.130	3.30	0.437	11.10	0.280	7.11	5000
BRR030B	Nylon	Black	0.750	19.05	0.312	7.92	0.130	3.30	0.437	11.10	0.280	7.11	5000
BRR030C	LDPE	Black	0.750	19.05	0.312	7.92	0.130	3.30	0.437	11.10	0.280	7.11	5000
BRR055A	Nylon	Natural	1.000	25.40	0.500	12.70	0.250	6.35	0.563	14.29	0.266	6.75	3200
BRR055B	Nylon	Black	1.000	25.40	0.500	12.70	0.250	6.35	0.563	14.29	0.266	6.75	3200
BRR055C	LDPE	Black	1.000	25.40	0.500	12.70	0.250	6.35	0.563	14.29	0.266	6.75	3200

BTR Series
Heavy Duty Screw on Bumper Feet

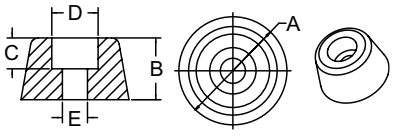

Specifications:
- Material: See Table
- Color: See Table

Features:
- They are fastened by means of a screw, bolt or rivet

Item No.	Material	Color	Ø A		B		C		Ø D		E		Bulk Pack Qty
			in	mm	in	mm	in	mm	in	mm	in	mm	
BTR020A	Nylon	Natural	0.750	19.05	0.625	15.88	0.437	11.10	0.375	9.53	0.156	3.96	5000
BTR020B	Nylon	Black	0.750	19.05	0.625	15.88	0.437	11.10	0.375	9.53	0.156	3.96	5000
BTR020C	LDPE	Natural	0.750	19.05	0.625	15.88	0.437	11.10	0.375	9.53	0.156	3.96	5000
BTR020D	LDPE	Black	0.750	19.05	0.625	15.88	0.437	11.10	0.375	9.53	0.156	3.96	5000
BTR040A	Nylon	Natural	0.750	19.05	0.750	19.05	0.470	11.94	0.440	11.18	0.196	4.98	5000
BTR040B	Nylon	Black	0.750	19.05	0.750	19.05	0.470	11.94	0.440	11.18	0.196	4.98	5000
BTR040C	LDPE	Natural	0.750	19.05	0.750	19.05	0.470	11.94	0.440	11.18	0.196	4.98	5000
BTR040D	LDPE	Black	0.750	19.05	0.750	19.05	0.470	11.94	0.440	11.18	0.196	4.98	5000

STEM BUMPERS

BST & BCS Series
Standard & Coved Stem Bumpers

Specifications:
- Material: Nylon
- Color: Natural

Features:
- Used to protect surfaces from contact
- Ideal for sheet metal, wood and tubing

Lead Types

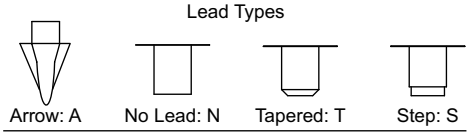

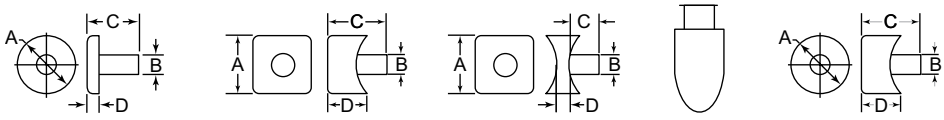

Type 1 | Type 2 | Type 3 | Type 4 | Type 5

Item No.	Style	A (Base Size) in	A (Base Size) mm	Ø B in	Ø B mm	C in	C mm	D in	D mm	Bulk Pack Qty
BST015A	1A	0.437	1.1	0.125	3.18	0.546	13.87	0.125	3.18	29000
BST027A	1A	0.500	2.70	0.200	5.08	0.607	15.42	0.063	1.6	20000
BST005A	1N	0.362	0.19	0.200	5.08	0.250	6.35	0.150	3.81	16000
BST025A	1N	0.500	12.70	0.190	4.83	0.325	8.26	0.150	3.81	8000
BST010A	1S	0.375	9.53	0.187	4.75	0.600	15.24	0.060	7.62	15000
BST020A	1S	0.500	12.70	0.225	4.75	0.781	19.84	0.296	7.52	8000
BST030A	1S	0.500	12.70	0.250	6.35	0.640	16.26	0.188	4.78	5000
BST040A	1S	0.500	12.70	0.335	8.51	0.858	21.79	0.435	11.05	6500
BST072A	1S	0.750	19.05	0.255	6.48	0.400	10.16	0.187	4.75	7000
BST100A	1S	0.125	28.58	0.320	8.13	0.495	12.57	0.165	4.19	5000
BST140A	1S	0.250	31.75	0.375	9.53	0.840	21.37	0.380	9.65	2300
BST075C	1T	0.750	19.05	0.250	6.35	0.687	17.45	0.187	4.75	10000
BST095A	1T	1.000	25.40	0.250	6.35	0.656	16.66	0.156	3.96	7000
BST115A	2S	0.750 x 1.00	19.05 x 25.40	0.250	6.35	0.570	14.48	0.120	3.05	5500
BST110A	3S	0.750 x 0.750	19.05 x 19.05	0.268	6.81	0.490	12.45	0.090	2.28	5000
BST135A	3S	0.620 x 0.620	15.75 x 15.75	0.250	6.35	0.450	11.43	0.128	3.05	5500
BST012A	4N	0.375	9.53	0.260	6.6	0.880	22.35	0.635	16.13	10000
BCS030C	5S	0.750	19.05	0.255	6.48	0.360	9.14	0.187	4.75	8000
BST070A	5S	0.980	24.89	0.250	6.35	0.750	19.05	0.500	12.7	35000
BST150A	5T	0.750	19.05	0.268	6.81	0.710	18.03	0.187	4.75	8000

BCR Series
Coved Screw On Bumper Feet

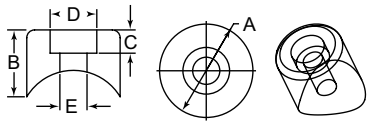

Specifications:
- Material: See Table
- Color: See Table

Features:
- Coved surface fits matching round tubing
- Can be used as a glide, bumper or spacer

Item No.	Material	Color	Tube Ø in	Ø A in	B in	C in	Ø D in	Ø E in	Bulk Pack Qty
BCR010A	Nylon	Natural	0.750	0.805	1.000	0.250	0.370	0.215	1500
BCR020A	Nylon	Natural	1.000	0.835	0.675	0.280	0.645	0.270	5000
BCR040A	Nylon	Natural	1.000	0.990	0.850	0.260	0.515	0.240	2800
BCR040B	Nylon	Black	1.000	0.990	0.850	0.260	0.515	0.240	2800
BCR050A	Nylon	Natural	1.000	1.000	0.812	0.312	0.500	0.218	3000
BCR050B	Nylon	Black	1.000	1.000	0.812	0.312	0.500	0.218	3000
BCR050C	LDPE	Black	1.000	1.000	0.812	0.312	0.500	0.218	3000
BCR060A	Nylon	Natural	1.000	1.000	0.828	0.265	0.484	0.305	3000
BCR060B	Nylon	Black	1.000	1.000	0.828	0.265	0.484	0.305	3000
BCR060C	LDPE	Black	1.000	1.000	0.828	0.265	0.484	0.305	3000

STEM BUMPERS & WELD CAPS

BFS, BFSA & SCP Series
Flat Headed Stem Bumpers

Specifications:
- Material: See Table
- Color: See Table

Features:
- Flat head stem bumpers are designed to rest against a flat or tangent surface
- The step-type or tapered lead on the stem makes insertion easy, and the press fit on the shank holds the bumper securely
- Applications include use as glides, bumpers, closures, slides and stops on many products

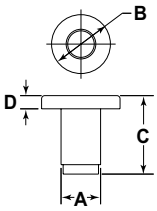

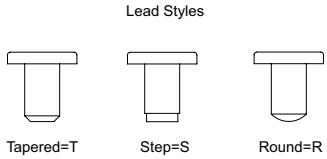

Item No.	Material	Color	Ø A		Ø B		C		D		Lead Style	Bulk Pack Qty
			in	mm	in	mm	in	mm	in	mm		
BFS010A	Nylon	Natural	0.125	3.18	0.406	10.31	0.297	7.54	0.063	1.60	T	15000
BFS015A	Nylon	Natural	0.250	6.35	0.500	12.70	0.594	15.09	0.250	6.35	S	11000
BFS020A	Nylon	Natural	0.156	3.96	0.307	7.80	0.173	4.39	0.042	1.07	R	10000
BFS035A	Nylon	Natural	0.187	4.70	0.500	12.70	0.313	7.95	0.125	3.18	T	9000
BFS060A	Nylon	Natural	0.250	6.35	0.500	12.70	0.438	11.13	0.156	3.96	R	15000
BFS080A	Nylon	Natural	0.260	6.60	0.750	19.05	0.437	11.10	0.094	2.39	S	9000
BFS100A	Nylon	Natural	0.320	8.13	1.000	25.40	0.415	10.54	0.180	4.57	S	7000
BFS110A	Nylon	Natural	0.380	9.65	1.490	37.08	0.415	10.54	0.180	4.57	S	3000
BFSA010A	LDPE	Black	0.125	3.18	0.406	10.31	0.297	7.54	0.063	1.60	T	15000
BFSA015A	LDPE	Black	0.250	6.35	0.500	12.70	0.594	15.09	0.250	6.35	S	11000
BFSA035A	LDPE	Black	0.187	4.70	0.500	12.70	0.313	7.95	0.125	3.18	T	9000
BFSA060A	LDPE	Black	0.250	6.35	0.500	12.70	0.438	11.13	0.156	3.96	R	15000
BFSA080A	LDPE	Black	0.260	6.60	0.750	19.05	0.437	11.10	0.094	2.39	S	9000
BFSA100A	LDPE	Black	0.320	8.13	1.000	25.40	0.415	10.54	0.180	4.57	S	7000
BFSA110A	LDPE	Black	0.380	9.65	1.490	37.08	0.415	10.54	0.180	4.57	S	3000
SCP2520B	HDPE	Black	0.252	6.40	0.748	19.00	0.710	18.00	0.150	3.81	N	5000

WCG Series
Weld Cups for Wrought Iron

Specifications:
- Material: High-Density Polyethylene
- Color: Natural

Features:
- Center air hole
- Fits standard steel weld cups

Style 1

Style 2

Item No.	OD of Weld Cup		Style	Bulk Pack Qty
	in	mm		
WCG1000A	1.415	35.95	1	1800
WCG1100A	1.250	31.80	1	2500
WCG1200A	1.420	36.09	2	1800
WCG1300B	1.250	31.80	2	2800

SVF Series
Shock & Vibration Dampening Foot

- Mounted with a #6 or #8 (M4) screw or an SR-40XX rivet (See page 120)
- Provides excellent shock and vibration control
- SVF-1 Material: UL94 HB TPE 75 Shore A
- SVF-2 Material: UL94 HB TPE 64 Shore A
- Color: Black

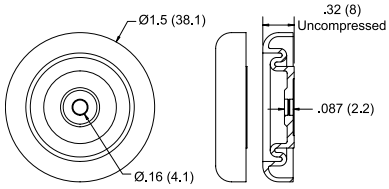

Item No.	Item No.	Bulk Pack Qty
SVF-1	**SVF-2**	400

BUMPERS

BF Series
Big Screw Mount Foot

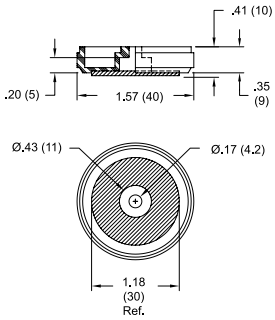

BF-1001

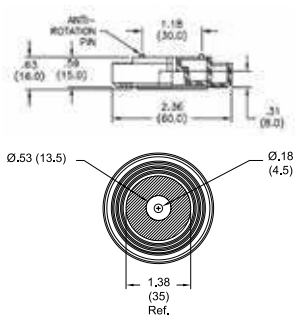

BF-1002

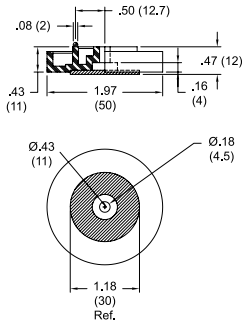

BF-1005

Specifications:
- Foot Material: UL94 HB ABS
- Pad Material: Nylon Fiber
- Color: Black

Features:
- Ideal for heavy duty applications
- Mounted securely with a #8 (M4) pan head screw
- Nylon fiber pad material helps prevent abrasion

Item No.	Load Capacity lbs	Load Capacity kg	Bulk Pack Qty
BF-1001	22	10	100
BF-1002	22	10	100
BF-1005	22	10	100

BSS Series
Flat Head Split Stem Bumpers

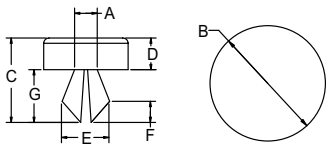

Specifications:
- Material: Nylon
- Color: Natural

Features:
- Produced with a split stem portion and undercut to make insertion easy and removal difficult
- Used as panel plugs and bumpers

Item No.	Hole Ø in	Hole Ø mm	Ø A in	Ø A mm	B in	B mm	C in	C mm	D in	D mm	E in	E mm	F in	F mm	G in	G mm	Bulk Pack Qty
BSS010A	0.156	3.96	0.152	3.86	0.500	12.70	0.312	7.92	0.063	1.60	0.166	4.22	0.063	1.60	0.187	4.75	14000
BSS015A	0.265	6.73	0.260	6.60	0.750	19.00	0.625	15.88	0.187	4.75	0.290	7.37	0.125	3.18	0.312	7.92	10500

BDS Series
Double Stem Bumpers

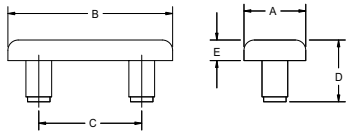

Specifications:
- Material: Nylon 6
- Color: Natural

Features:
- Designed for applications requiring a bumper with a large head area

Item No.	Hole Ø in	Hole Ø mm	A in	A mm	B in	B mm	C in	C mm	D in	D mm	E in	E mm	Bulk Pack Qty
BDS010A	0.187	4.75	0.375	9.53	1.000	25.40	0.625	15.88	0.500	12.70	0.125	3.18	3500

SG Series
Snap-In Saddle Glides and Feet



Specifications:
- Materials: See Table
- Color: See Table

Features:
- Designed to snap onto horizontal legs of chairs, tables and stands

Item No.	Tube Size in	Material	Color	Bulk Pack Qty
SG1000B	0.625	K-Resin	Clear	4000
SG1050A	0.875	ABS	Black	2500
SG1100A	1.000	ABS	Black	1400

TB Series
Threaded Insert Bumper

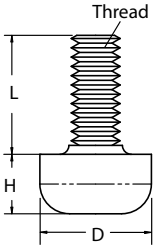

Specifications:
- Material: IIR; 40-50 Shore A
- Stem: Brass

Features:
- Can be used as a leveling device or bumper for small equipment
- Non-corrosive stud

Item No.	Thread	H in	H mm	L in	L mm	D in	D mm	Bulk Pack Qty
TB-1	#6-32	0.200	5.1	0.400	10.2	0.380	9.5	100
TB-2	#8-32	0.200	5.1	0.400	10.2	0.380	9.5	100
TB-3	M3	0.200	5.1	0.400	10.2	0.380	9.5	100
TB-4	M4	0.200	5.1	0.400	10.2	0.380	9.5	100

RBS/STF Series
Bumpers/Stick-On Feet

Specifications:
- Material: Polyurethane
- Adhesive: Rubber
- Color: See Table
- Application Temperature: 65°F to 150°F

Features:
- Will not tarnish, scratch, or discolor any surface
- Easy to use - simply peel & stick
- Adhesion works best on a smooth, clean & dry surface
- Commonly used as rubber feet, cabinet stoppers, door stops & surface protectors

Cylindrical On A Pad

Item No.		Ø		Height			
Clear	Black	in	mm	in	mm	Pieces/Pad	Pack Qty
RBS-34	RBS-34BK	0.375	9.5	0.125	3.2	300	300
RBS-35	RBS-35BK	0.375	9.5	0.190	4.8	200	200
RBS-5	RBS-5BK	0.500	12.7	0.060	1.5	200	200
RBS-1	RBS-1BK	0.500	12.7	0.140	3.6	200	200
RBS-6	RBS-6BK	0.500	12.7	0.250	6.4	200	200
RBS-11	RBS-11BK	0.650	15.7	0.400	10.2	128	128
RBS-44	RBS-44BK	0.750	19.1	0.160	4.1	98	98
RBS-41	RBS-41BK	0.780	19.8	0.200	5.1	84	84
RBS-24	RBS-24BK	0.810	20.6	0.120	3.0	72	72
RBS-72	RBS-72BK	1.230	31.2	0.100	2.5	32	32

Hemisphere On A Pad

Item No.		Ø		Height			
Clear	Black	in	mm	in	mm	Pieces/Pad	Pack Qty
RBS-40	RBS-40BK	0.250	6.4	0.062	1.6	578	578
STFHEM250087A	STFHEM250087B	0.250	6.4	0.087	2.2	450	450
RBS-27	RBS-27BK	0.312	7.9	0.085	2.2	450	450
RBS-7	RBS-7BK	0.335	8.5	0.085	2.2	450	450
RBS-12	RBS-12BK	0.375	9.5	0.150	3.8	72	72
RBS-22	RBS-22BK	0.375	9.5	0.211	5.4	300	300
RBS-10	—	0.394	10.0	0.118	3.0	288	288
RBS-2	RBS-2BK	0.440	11.2	0.200	5.1	242	242
RBS-15	RBS-15BK	0.620	15.7	0.310	7.9	128	128
RBS-8	RBS-8BK	0.700	17.8	0.380	9.7	98	98
RBS-37	RBS-37BK	0.720	18.3	0.560	14.2	100	100
RBS-39	RBS-39BK	0.750	19.1	0.075	1.9	84	84

Square On A Pad

Item No.	Item No.	L x W		Height			
Clear	Black	in	mm	in	mm	Pieces/Pad	Pack Qty
RBS-20	RBS-20BK	0.400	10.2	0.100	2.5	242	242
RBS-32R	RBS-32RBK	0.500	12.7	0.120	3.0	200	200
RBS-3R	RBS-3RBK	0.500	12.7	0.230	5.8	200	200
RBS-4	RBS-4BK	0.780	19.8	0.380	9.7	100	100
RBS-29	RBS-29BK	0.780	19.8	0.250	6.4	98	98
RBS-19	RBS-19BK	0.810	20.6	0.300	7.6	98	98
RBS-36	RBS-36BK	1.000	25.4	0.180	4.6	55	55

BUMPERS & STICK ON FEET

RBS Series
Bumpers/Stick-On Feet (continued)

Round Recessed
On A Pad

Item No.		Ø		Height		Pieces/Pad	Pack Qty
Clear	Black	in	mm	in	mm		
RBS-18	RBS-18BK	0.500	12.7	0.140	3.6	200	200
RBS-17	RBS-17BK	0.880	22.4	0.400	10.2	72	72
RBS-30	RBS-30BK	1.810	46.0	0.600	15.2	100	100

ASP Series
Anti Slip Pads

Round
On A Roll

Specifications:
- Material: Polyethylene Foam
- High tack permanent adhesive

	Ø		Height		
Item No.	in	mm	in	mm	Pieces/Roll
ASPR-8-062	0.500	12.7	0.062	1.6	1000
ASPR-12-062	0.750	19.1	0.062	1.6	1000
ASPR-16-062	1.000	25.4	0.062	1.6	1000
ASPR-8-125	0.500	12.7	0.125	3.2	1000
ASPR-12-125	0.750	19.1	0.125	3.2	1000
ASPR-16-125	1.000	25.4	0.125	3.2	1000

Square
On A Pad

	L x W		Height		
Item No.	in	mm	in	mm	Pieces/Pad
ASPS-8-062	0.500	12.7	0.062	1.6	40
ASPS-12-062	0.750	19.1	0.062	1.6	20
ASPS-16-062	1.000	25.4	0.062	1.6	8
ASPS-8-125	0.500	12.7	0.125	3.2	40
ASPS-12-125	0.750	19.1	0.125	3.2	20
ASPS-16-125	1.000	25.4	0.125	3.2	8

STAINLESS STEEL CASTERS

Stainless Steel with Swivel Plate

Specifications:
- Housing Material: Stainless Steel
- Wheel Material: See Table

Features:
- Resistant to corrosion and rust
- Typical applications include medical, autoclave operations or where wash down of equipment is required

Poly / Polypropylene Core

Polypropylene

TPR

Item No.	Wheel Specifications: Wheel Diameter x Width in	Wheel Type	Capacity lbs	OAH in	Bearing	Swivel Radius in	Plate Specifications: Overall Size L x W in	Mouting Hole Width in	Ø Bolt Hole in	Bulk Pack Qty
1256091	3.5 x 1.25	Poly/Polypropylene Core	300	4.688	Two Piece Delrin	2.5	3.625 x 2.5	1.75	0.313	16
1256093	3.5 x 1.25	Poly/Polypropylene Core	350	4.688	Delrin	2.5	3.625 x 2.5	1.75	0.313	16
1256094	3.5 x 1.25	TPR	250	4.688	Two Piece Delrin	2.5	3.625 x 2.5	1.75	0.313	16
1256096	4 x 1.25	Poly/Polypropylene Core	350	5.125	Two Piece Delrin	2.5	3.625 x 2.5	1.75	0.313	16
1256098	4 x 1.25	Poly/Polypropylene Core	350	5.125	Two Piece Delrin	2.5	3.625 x 2.5	1.75	0.313	16
1256099	4 x 1.25	TPR	300	5.125	Two Piece Delrin	2.5	3.625 x 2.5	1.75	0.313	16
1256111	5 x 1.25	Polypropylene	350	6.188	Two Piece Delrin	3.0	3.625 x 2.5	1.75	0.313	16
1256113	5 x 1.25	Poly/Polypropylene Core	350	6.188	Two Piece Delrin	3.0	3.625 x 2.5	1.75	0.313	16
1256114	5 x 1.25	Poly/Polypropylene Core	325	6.188	Two Piece Delrin	3.0	3.625 x 2.5	1.75	0.313	16

Stainless Steel Swivel Plate with Brake

Urethane

Polyolefin

Guidelines to Help You Select the Correct Caster
See Page 471

Item No.	Wheel Specifications: Wheel Diameter x Width in	Wheel Type	Capacity lbs	OAH in	Bearing	Swivel Radius in	Plate Specifications: Overall Size L x W in	Mouting Hole Width in	Ø Bolt Hole in	Bulk Pack Qty
1256107	4 x 2	Polyolefin	900	5.625	Two Piece Delrin	1.438	4 x 4.5	2.625 to 3.000	0.375	8
1256108	4 x 2	Urethane	600	5.625	Two Piece Delrin	1.438	4 x 4.5	2.625 to 3.000	0.375	8
1256109	6 x 2	Urethane	375	5.625	Two Piece Delrin	1.438	4 x 4.5	2.625 to 3.000	0.375	8
1256116	5 x 2	Polyolefin	900	6.500	Two Piece Delrin	1.625	4 x 4.5	2.625 to 3.000	0.375	8
1256117	5 x 2	Urethane	900	6.500	Two Piece Delrin	1.625	4 x 4.5	2.625 to 3.000	0.375	8
1256118	5 x 2	Urethane	375	6.500	Two Piece Delrin	1.625	4 x 4.5	2.625 to 3.000	0.375	8
1256138	6 x 2	Urethane	900	7.500	Two Piece Delrin	1.875	4 x 4.5	2.625 to 3.000	0.375	8
1256139	6 x 2	Urethane	600	7.500	Two Piece Delrin	1.875	4 x 4.5	2.625 to 3.000	0.375	8
1256141	6 x 2	Polyolefin	900	7.500	Two Piece Delrin	1.875	4 x 4.5	2.625 to 3.000	0.375	8
1256169	8 x 2	Polyolefin	1200	9.500	Two Piece Delrin	2.375	4 x 4.5	2.625 to 3.000	0.375	8
1256170	8 x 2	Urethane	1000	9.500	Two Piece Delrin	2.375	4 x 4.5	2.625 to 3.000	0.375	8
1256171	6 x 2	Urethane	600	9.500	Two Piece Delrin	2.375	4 x 4.5	2.625 to 3.000	0.375	8

Stainless Steel Rigid Plate

Polypropylene

Poly / Polypropylene Core

TPR

Urethane

Soft Rubber

Polyolefin

Item No.	Wheel Specifications: Wheel Diameter x Width in	Wheel Type	Capacity lbs	OAH in	Bearing	Plate Specifications: Overall Size L x W in	Mouting Hole Width in	Ø Bolt Hole in	Bulk Pack Qty
1256192	3.5 x 1.25	Polypropylene	300	4.688	Two Piece Delrin	3 x 2.5	1.750	0.313	16
1256194	3.5 x 1.25	Poly/Polypropylene Core	350	4.688	Delrin	3 x 2.5	1.750	0.313	16
1256195	3.5 x 1.25	TPR	250	4.688	Two Piece Delrin	3 x 2.5	1.750	0.313	16
1256198	4 x 1.25	Polypropylene	350	5.125	Two Piece Delrin	3.625 x 2.5	1.750	0.313	16
1256200	4 x 1.25	Poly/Polypropylene Core	350	5.125	Two Piece Delrin	3.625 x 2.5	1.750	0.313	16
1256201	4 x 1.25	TPR	300	5.125	Two Piece Delrin	3.625 x 2.5	1.750	0.313	16
1256204	5 x 1.25	Polypropylene	350	6.188	Two Piece Delrin	3.625 x 2.5	1.750	0.313	16
1256206	5 x 1.25	Polypropylene	350	6.188	Two Piece Delrin	3.625 x 2.5	1.750	0.313	16
1256207	5 x 1.25	TPR	325	6.188	Two Piece Delrin	3.625 x 2.5	1.750	0.313	16
1256213	4 x 2	Urethane	600	5.625	Two Piece Delrin	4 x 4.5	2.625 to 3.000	0.375	8
1256214	4 x 2	Soft Rubber	350	5.625	Two Piece Delrin	4 x 4.5	2.625 to 3.000	0.375	8
1256216	4 x 2	Polyolefin	900	5.625	Two Piece Delrin	4 x 4.5	2.625 to 3.000	0.375	8
1256219	5 x 2	Urethane	900	6.500	Two Piece Delrin	4 x 4.5	2.625 to 3.000	0.375	8
1256220	5 x 2	Soft Rubber	375	6.500	Two Piece Delrin	4 x 4.5	2.625 to 3.000	0.375	8
1256222	5 x 2	Polyolefin	900	6.500	Two Piece Delrin	4 x 4.5	2.625 to 3.000	0.375	8
1256223	6 x 2	Urethane	900	7.500	Two Piece Delrin	4 x 4.5	2.625 to 3.000	0.375	8
1256226	6 x 2	Soft Rubber	600	7.500	Two Piece Delrin	4 x 4.5	2.625 to 3.000	0.375	8
1256227	6 x 2	Polyolefin	900	7.500	Two Piece Delrin	4 x 4.5	2.625 to 3.000	0.375	8
1256228	6 x 2	Polyolefin	900	9.500	Two Piece Delrin	4 x 4.5	2.625 to 3.000	0.375	8
1256230	8 x 2	Urethane	1000	5.625	Two Piece Delrin	4 x 4.5	2.625 to 3.000	0.375	8
1256231	8 x 2	Soft Rubber	900	8.500	Two Piece Delrin	4 x 4.5	2.625 to 3.000	0.375	8

STAINLESS STEEL HIGH TEMPERATURE CASTERS

Stainless Steel Swivel Plate

Specifications:
- Housing Material: Stainless Steel
- Wheel Material: See Table

Features:
- Suitable for high temperature operating environments
- Temperature range up to 500°F
- Resistant to corrosion and rust
- Ideal for Powder Coating, all types of ovens and other applications that require resistance to high temperatures

Nylon

Polypropylene Retort

Item No.	Wheel Specifications: Wheel Diameter x Width in	Wheel Type	Capacity lbs	OAH in	Bearing	Swivel Radius in	Plate Specifications: Overall Size L x W in	Mouting Hole Width in	Ø Plate Bolt Hole in	Bulk Pack Qty
1256090	3.5 x 1.25	Nylon	300	4.688	Plain Bore	2.5	3.625 x 2.5	1.75	0.313	16
1256092	3.5 x 1.25	Polypropylene Retort	300	4.688	Plain Bore	2.5	3.625 x 2.5	1.75	0.313	16
1256095	4.0 x 1.25	Nylon	350	5.125	Plain Bore	2.5	3.625 x 2.5	1.75	0.313	16
1256097	4.0 x 1.25	Polypropylene Retort	150	5.125	Plain Bore	2.5	3.625 x 2.5	1.75	0.313	16
1256112	5.0 x 1.25	Polypropylene Retort	175	6.188	Plain Bore	3.0	3.625 x 2.5	1.75	0.313	16

Stainless Steel Swivel Plate with Brake

Nylon

Guidelines to Help You Select the Correct Caster
See Page 471

Item No.	Wheel Specifications: Wheel Diameter x Width in	Wheel Type	Capacity lbs	OAH in	Bearing	Swivel Radius in	Plate Specifications: Overall Size L x W in	Mouting Hole Width in	Ø Plate Bolt Hole in	Bulk Pack Qty
1256106	4.0 x 2.0	Nylon	900	5.625	Roller	2.876	4 x 4.5	2.625 to 3.000	0.375	8
1256115	5.0 x 2.0	Nylon	900	6.500	Roller	3.25	4.x 4.5	2.625 to 3.000	0.375	8
1256140	6.0 x 2.0	Nylon	900	7.500	Roller	3.75	4 x 4.5	2.625 to 3.000	0.375	8

Stainless Steel Rigid Plate

Nylon Plain Bore

Polypropylene Retort

Nylon Roller Bore

Item No.	Wheel Specifications: Wheel Diameter x Width in	Wheel Type	Capacity lbs	OAH in	Bearing	Plate Specifications: Overall Size L x W in	Mouting Hole Width in	Ø Plate Bolt Hole in	Bulk Pack Qty
1256191	3.5 x 1.25	Nylon	300	4.688	Plain Bore	3.625 x 2.5	1.750	0.313	16
1256193	3.5 x 1.25	Polypropylene Retort	300	4.688	Plain Bore	3.625 x 2.5	1.750	0.313	16
1256197	4.0 x 1.25	Nylon	350	5.125	Plain Bore	3.625 x 2.5	1.750	0.313	16
1256199	4.0 x 1.25	Polypropylene Retort	150	5.125	Plain Bore	3.625 x 2.5	1.750	0.313	16
1256203	5.0 x 1.25	Nylon	350	6.188	Plain Bore	3.625 x 2.5	1.750	0.313	16
1256205	5.0 x 1.25	Polypropylene Retort	175	6.188	Plain Bore	3.625 x 2.5	1.750	0.313	16
1256215	4.0 x 2.0	Nylon	900	5.625	Roller	4.0 x 4.5	2.625 to 3.000	0.375	8
1256221	5.0 x 2.0	Nylon	900	6.500	Roller	4.0 x 4.5	2.625 to 3.000	0.375	8
1256229	6.0 x 2.0	Nylon	900	7.500	Roller	4.0 x 4.5	2.625 to 3.000	0.375	8
1256232	8.0 x 2.0	Nylon	900	9.500	Roller	4.0 x 4.5	2.625 to 3.000	0.375	8

Steel Rigid Plate Casters

TPR

Rubber

Steel

Polyurethane

Polyolefin

Phenolic

Specifications:
- Housing Material: Zinc Plated Steel
- Wheel Material: See Table

Features:
- Economical solution for general applications

Guidelines to Help You Select the Correct Caster
See Page 471

Item No.	Wheel Specifications					Plate Specifications			Bulk Pack Qty
	Wheel Diameter x Width in	Wheel Type	Capacity lbs	OAH in	Bearing	Overall Size L x W in	Mouting Hole Width in	Ø Plate Bolt Hole in	
1256086	3 x .813	Soft Rubber	110	3.500	Plain Bore	2.625 x 3.750	1.750	0.313	40
1256087	3 x .813	TPR	110	3.500	Plain Bore	2.625 x 3.750	1.750	0.313	40
1256088	3 x .813	Hard Rubber	125	3.500	Plain Bore	2.625 x 3.750	1.750	0.313	40
1256089	3 x .813	Polyolefin	125	3.500	Plain Bore	2.625 x 3.750	1.750	0.313	40
1256123	4 x .938	Soft Rubber	125	4.875	Plain Bore	2.625 x 3.750	1.750	0.313	20
1256124	4 x .938	TPR	125	4.875	Plain Bore	2.625 x 3.750	1.750	0.313	20
1256125	4 x .938	Hard Rubber	150	4.875	Plain Bore	2.625 x 3.750	1.750	0.313	20
1256126	4 x .938	Polyolefin	150	4.875	Plain Bore	2.625 x 3.750	1.750	0.313	20
1256147	5 x .938	Soft Rubber	130	5.875	Plain Bore	2.625 x 3.750	1.750	0.313	15
1256148	5 x .938	TPR	130	5.875	Plain Bore	2.625 x 3.750	1.750	0.313	15
1256149	5 x .938	Hard Rubber	150	5.875	Plain Bore	2.625 x 3.750	1.750	0.313	15
1256150	5 x .938	Polyolefin	150	5.875	Plain Bore	2.625 x 3.750	1.750	0.313	15
1256178	2 x .813	Soft Rubber	90	2.500	Plain Bore	1.50 x 2.656	0.938	0.25	100
1256179	2 x .813	Polyolefin	125	2.500	Plain Bore	1.50 x 2.656	0.938	0.25	100
1256180	2 x .813	Hard Rubber	125	2.500	Plain Bore	1.50 x 2.656	0.938	0.25	100
1256181	2 x .813	Steel	125	2.500	Plain Bore	1.50 x 2.656	0.938	0.25	48
1256182	2.5 x 1.125	Soft Rubber	100	3.250	Plain Bore	2.125 x 4.375	1.063	0.313	40
1256183	2.5 x 1.125	Polyolefin	175	3.250	Plain Bore	2.125 x 4.375	1.063	0.313	40
1256184	2.5 x 1.125	Hard Rubber	175	3.250	Plain Bore	2.125 x 4.375	1.063	0.313	40
1256185	2.5 x 1.125	Steel	175	3.250	Plain Bore	2.125 x 4.375	1.063	0.313	24
1256186	3 x 1.250	Polyurethane	250	4.250	Ball Bearings	1.750 x 2.813	2.750 to 3.000	0.313	20
1256187	2 x .813	Soft Rubber	90	3.813	Plain Bore	2.313 x 4.875	1.188	0.313	32
1256188	3 x 1.250	Polyolefin	210	3.813	Plain Bore	2.313 x 4.875	1.188	0.313	32
1256189	3 x 1.250	Hard Rubber	225	3.813	Plain Bore	2.313 x 4.875	1.188	0.313	32
1256190	3 x 1.250	Steel	225	3.813	Plain Bore	2.313 x 4.875	1.188	0.313	16
1256196	4 x 1.250	Polyurethane	300	5.25	Ball Bearings	1.750 x 2.813	2.750 to 3.000	0.313	20
1256202	5 x 1.250	Polyurethane	350	6.25	Ball Bearings	1.750 x 2.813	2.750 to 3.000	0.313	20
1256208	4 x 1.375	Soft Rubber	200	5.000	Plain Bore	3.125 x 6.125	1.750	0.375	18
1256209	4 x 1.375	Polyolefin	250	5.000	Plain Bore	3.125 x 6.125	1.750	0.375	18
1256210	4 x 1.375	Hard Rubber	300	5.000	Plain Bore	3.125 x 6.125	1.750	0.375	18
1256211	4 x 2	Polyurethane	500	5.625	Roller Bearings	4 x 4.5	2.625 to 3.000	0.375	8
1256212	4 x 2	Phenolic	800	5.625	Roller Bearings	4 x 4.5	2.625 to 3.000	0.375	8
1256217	5 x 2	Polyurethane	600	6.500	Roller Bearings	4 x 4.5	2.625 to 3.000	0.375	8
1256218	5 x 2	Phenolic	1000	6.500	Roller Bearings	4 x 4.5	2.625 to 3.000	0.375	8
1256224	6 x 2	Polyurethane	800	7.500	Roller Bearings	4 x 4.5	2.625 to 3.000	0.375	8
1256225	6 x 2	Phenolic	1200	7.500	Roller Bearings	4 x 4.5	2.625 to 3.000	0.375	8

SWIVEL CASTERS

Steel Swivel Plate Casters

Soft Rubber

Steel

TPR

Polyolefin

Phenolic

Hard Rubber

Specifications:
- Housing Material: Zinc Plated Steel
- Wheel Material: See Table

Features:
- Provides 360° rotation
- Economical solution for general applications

Guidelines to Help You Select the Correct Caster
See Page 471

Item No.	Wheel Specifications						Plate Specifications			Bulk Pack Qty
	Wheel Diameter x Width in	Wheel Type	Capacity lbs	OAH in	Bearing	Swivel Radius in	Overall Size L x W in	Mouting Hole Width in	Ø Plate Bolt Hole in	
1256054	2 x .813	Soft Rubber	90	2.500	Plain Bore	1.813	1.938 x 2.563	0.938	0.250	100
1256055	2 x .813	Polyolefin	125	2.500	Plain Bore	1.813	1.938 x 2.563	0.938	0.250	100
1256056	2 x .813	Hard Rubber	125	2.500	Plain Bore	1.813	1.938 x 2.563	0.938	0.250	100
1256057	2 x .813	Steel	125	2.500	Plain Bore	1.813	1.938 x 2.563	0.938	0.250	48
1256058	2 x .813	TPR	80	2.625	Plain Bore	1.938	1.188 x 2	0.813	0.188	100
1256059	2 x .813	Hard Rubber	90	2.625	Plain Bore	1.938	1.188 x 2	0.813	0.188	100
1256060	2 x .813	Polyolefin	90	2.625	Plain Bore	1.938	1.188 x 2	0.813	0.188	100
1256065	2 x .813	Soft Rubber	80	2.625	Plain Bore	1.938	1.188 x 2	0.813	0.188	100
1256066	2.5 x .813	Soft Rubber	80	3.125	Plain Bore	2.125	1.188 x 2	0.813	0.188	80
1256067	2.5 x .813	TPR	80	3.125	Plain Bore	2.125	1.188 x 2	0.813	0.188	80
1256068	2.5 x .813	Hard Rubber	95	3.125	Plain Bore	2.125	1.188 x 2	0.813	0.188	80
1256069	2.5 x .813	Polyolefin	95	3.125	Plain Bore	2.125	1.188 x 2	0.813	0.188	80
1256074	2.5 x 1.125	Soft Rubber	100	3.250	Plain Bore	2.250	2.750 x 3.875	1.750	0.313	40
1256075	2.5 x 1.125	Polyolefin	175	3.250	Plain Bore	2.250	2.750 x 3.875	1.750	0.313	40
1256076	2.5 x 1.125	Hard Rubber	175	3.250	Plain Bore	2.250	2.750 x 3.875	1.750	0.313	40
1256077	2.5 x 1.125	Steel	175	3.250	Plain Bore	2.250	2.750 x 3.875	1.750	0.313	24
1256078	3 x .813	Soft Rubber	110	3.500	Plain Bore	2.500	2.625 x 3.750	1.750	0.313	40
1256079	3 x .813	TPR	110	3.500	Plain Bore	2.500	2.625 x 3.750	1.750	0.313	40
1256080	3 x .813	Hard Rubber	120	3.500	Plain Bore	2.500	2.625 x 3.750	1.750	0.313	40
1256081	3 x .813	Polyolefin	120	3.500	Plain Bore	2.500	2.625 x 3.750	1.750	0.313	40
1256100	3 x 1.250	Soft Rubber	150	3.813	Plain Bore	2.625	3.125 x 4.125	2.375	0.313	32
1256101	3 x 1.250	Polyolefin	210	3.813	Plain Bore	2.625	3.125 x 4.125	2.375	0.313	32
1256102	3 x 1.250	Hard Rubber	225	3.813	Plain Bore	2.625	3.125 x 4.125	2.375	0.313	32
1256103	3 x 1.250	Steel	225	3.813	Plain Bore	2.625	3.125 x 4.125	2.375	0.313	16
1256127	4 x .938	Soft Rubber	125	4.875	Plain Bore	3.438	2.625 x 3.750	1.750	0.313	20
1256128	4 x .938	TPR	125	4.875	Plain Bore	3.438	2.625 x 3.750	1.750	0.313	20
1256129	4 x .938	Hard Rubber	150	4.875	Plain Bore	3.438	2.625 x 3.750	1.750	0.313	20
1256130	4 x .938	Polyolefin	150	4.875	Plain Bore	3.438	2.625 x 3.750	1.750	0.313	20
1256135	4 x 1.375	Soft Rubber	200	5.000	Plain Bore	3.438	4 x 5.125	3.000	0.375	18
1256136	4 x 1.375	Polyolefin	250	5.000	Plain Bore	3.438	4 x 5.125	3.000	0.375	18
1256137	4 x 1.375	Hard Rubber	300	5.000	Plain Bore	3.438	4 x 5.125	3.000	0.375	18
1256151	5 x .938	Soft Rubber	130	5.875	Plain Bore	4.125	2.625 x 3.750	1.750	0.313	15
1256152	5 x .938	TPR	130	5.875	Plain Bore	4.125	2.625 x 3.750	1.750	0.313	15
1256153	5 x .938	Hard Rubber	150	5.875	Plain Bore	4.125	2.625 x 3.750	1.750	0.313	15
1256154	5 x .938	Polyolefin	150	5.875	Plain Bore	4.125	2.625 x 3.750	1.750	0.313	15
1256159	3 x 1.250	Polyurethane	250	4.250	Precision Bearings	4.375	2.625 x 3.750	1.750	0.313	20
1256161	4 x 1.250	Polyurethane	300	5.250	Precision Bearings	4.375	2.625 x 3.750	1.750	0.313	20
1256163	5 x 1.250	Polyurethane	315	6.250	Precision Bearings	4.375	2.625 x 3.750	1.750	0.313	20
1256167	6 x 2	Phenolic	1200	7.500	Roller Bearings	4.750	4 x 4.5	2.625 to 3.000	0.375	8
1256172	4 X 2	Polyurethane	500	5.625	Roller Bearings	5.438	4 x 4.5	2.625 to 3.000	0.375	8
1256173	4 X 2	Phenolic	800	5.625	Roller Bearings	5.438	4.5 x 7	2.625 to 3.000	0.375	8
1256174	5 x 2	Polyurethane	600	6.500	Roller Bearings	5.813	4.5 x 5	2.625 to 3.000	0.375	8
1256175	5 x 2	Phenolic	900	6.500	Roller Bearings	5.813	4.5 x 8	2.625 to 3.000	0.375	8
1256176	6 x 2	Polyurethane	720	7.500	Roller Bearings	6.000	4.5 x 6	2.625 to 3.000	0.375	8
1256177	6 x 2	Phenolic	900	7.500	Roller Bearings	6.000	4.5 x 9	2.625 to 3.000	0.375	8

THREADED STEM CASTERS / CASTER SELECTION GUIDELINES

Steel Threaded Stem Casters

Rubber

TPR

Polyolefin

Specifications:
- Housing Material: Zinc Plated Steel
- Wheel Material: See Table

Features:
- Economical solution for general applications

Item No.	Wheel Diameter x Width In	Wheel Type	Capacity lbs	OAH	Bearing	Swivel Radius	Stem Size Length x Width In	Thread Size In	Bulk Pack Qty
1256061	2 x .813	Soft Rubber	80	2.625	Plain Bore	1.938	1-1/2 x 3/8	3/8-16	100
1256062	2 x .813	TPR	80	2.625	Plain Bore	1.938	1-1/2 x 3/8	3/8-16	100
1256063	2 x .813	Hard Rubber	90	2.625	Plain Bore	1.938	1-1/2 x 3/8	3/8-16	100
1256064	2 x .813	Polyolefin	90	2.625	Plain Bore	1.938	1-1/2 x 3/8	3/8-16	100
1256070	2.5 x .813	Soft Rubber	80	3.125	Plain Bore	2.125	1-1/2 x 3/8	3/8-16	80
1256071	2.5 x .813	TPR	80	3.125	Plain Bore	2.125	1-1/2 x 3/8	3/8-16	80
1256072	2.5 x .813	Hard Rubber	95	3.125	Plain Bore	2.125	1-1/2 x 3/8	3/8-16	80
1256073	2.5 x .813	Polyolefin	95	3.125	Plain Bore	2.125	1-1/2 x 3/8	3/8-16	80
1256082	3 x .813	Soft Rubber	110	3.500	Plain Bore	2.500	1-1/2 x 3/8	3/8-16	60
1256083	3 x .813	TPR	110	3.500	Plain Bore	2.500	1-1/2 x 3/8	3/8-16	60
1256084	3 x .813	Hard Rubber	125	3.500	Plain Bore	2.500	1-1/2 x 3/8	3/8-16	60
1256085	3 x .813	Polyolefin	125	3.500	Plain Bore	2.500	1-1/2 x 3/8	3/8-16	60
1256131	4 x .938	Soft Rubber	125	4.750	Plain Bore	3.438	1-1/2 x 3/8	3/8-16	20
1256132	4 x .938	TPR	125	4.750	Plain Bore	3.438	1-1/2 x 3/8	3/8-16	20
1256133	4 x .938	Hard Rubber	150	4.750	Plain Bore	3.438	1-1/2 x 3/8	3/8-16	20
1256134	4 x .938	Polyolefin	150	4.750	Plain Bore	3.438	1-1/2 x 3/8	3/8-16	20
1256155	5 x .938	Soft Rubber	130	5.750	Plain Bore	4.125	1-1/2 x 3/8	3/8-16	15
1256156	5 x .938	TPR	130	5.750	Plain Bore	4.125	1-1/2 x 3/8	3/8-16	15
1256157	5 x .938	Hard Rubber	150	5.750	Plain Bore	4.125	1-1/2 x 3/8	3/8-16	15
1256158	5 x .938	Polyolefin	150	5.750	Plain Bore	4.125	1-1/2 x 3/8	3/8-16	15

GUIDELINES TO HELP YOU SELECT THE CORRECT CASTER

Load Capacity

In order to determine the load capacity for each caster you must divide the combined weight and maximum load of the equipment by the number of casters to be used.

This is the load that each caster must support. Always select a caster that is rated with a load capacity greater than the calculated load per caster.

Calculation

$$\frac{\text{MAXIMUM WEIGHT OF EQUIPMENT}}{\text{NUMBER OF CASTERS USED}} = \text{APPROXIMATE LOAD CAPACITY}$$

WORKHOLDING

HORIZONTAL TOGGLE CLAMPS 474

VERTICAL TOGGLE CLAMPS.....475 - 476

PUSH PULL TOGGLE CLAMPS .....477 - 478

TOGGLE CLAMP ACCESSORIES 479

LATCH TOGGLE CLAMPS.....480

HOOK TOGGLE CLAMPS 481

PLIERS.....481

F TYPE TOGGLE CLAMPS 482

HORIZONTAL TOGGLE CLAMPS

TCH Series
Horizontal Toggle Clamps

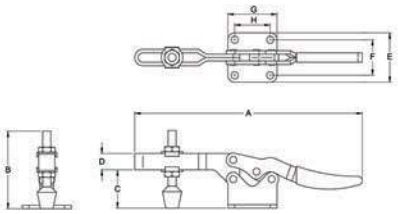

Type 1

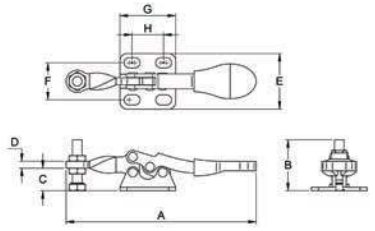

Type 2

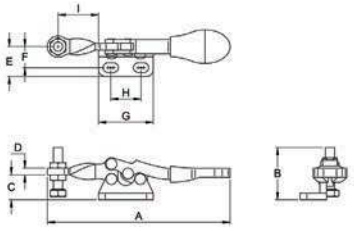

Type 3

Specifications
• Material:
- Clamp: See Table
- Grip: PVC (Red)

Features
• Hand grip with cushioned profile for improved user comfort
• Pivot points are fitted with hardened steel or stainless steel rivets to maintain accuracy and provide a long service life
• Clamps with adjustable spindles are manufactured with a formed end to the arm
• The handle and arm linkage are designed to provide a smooth continuous action

Steel

		Holding Force	A		B		C		D		E		F		G		H		I		Pack Qty.
Item No.	Type	lbf	mm	in	mm	in	mm	in	mm	in	mm	in	mm	in	mm	in	mm	in	mm	in	
493783	1	60	77.0	3.03	18.0	0.71	7.5	0.30	3.8	0.15	23.8	0.94	15.9	0.63	23.8	0.94	13.5	0.53	19.9	0.78	1
EMC201A	2	60	81.2	3.20	21.9	0.86	9.6	0.38	3.0	0.12	23.8	0.94	15.9	0.63	23.8	0.94	13.5	0.53	18.1	0.71	1
EMC201AL	3	60	81.2	3.20	21.9	0.86	11.0	0.43	3.0	0.12	16.5	0.65	9.4	0.37	24.3	0.96	13.5	0.53	18.1	0.71	1
493784	1	165	117.0	4.61	38.2	1.50	19.0	0.75	9.5	0.37	27.0	1.06	16.8	0.66	25.0	0.98	13.5	0.53	37.1	1.46	1
EMC201B	1	200	143.5	5.65	47.5	1.87	25.1	0.99	12.7	0.50	36.0	1.42	22.0	0.87	37.0	1.46	26.2	1.03	56.9	2.24	1
493785	1	330	176.0	6.93	52.6	52.6	25.1	0.99	14.0	0.55	40.0	1.57	28.0	1.10	38.0	1.50	26.0	1.02	74.0	2.91	1
EMC225D	1	500	171.5	6.75	63.0	63.0	34.9	1.37	12.7	0.50	35.0	1.38	22.2	0.87	38.0	1.50	23.1	0.91	71.6	2.82	1
493786	1	550	229.0	9.02	68.5	68.5	34.0	1.34	17.5	0.69	47.0	1.85	31.0	1.22	42.0	1.50	26.0	1.02	79.0	3.11	1
EMC22502B	1	550	225.0	8.86	66.5	66.5	34.0	1.34	17.5	0.69	47.0	1.85	28.5	1.12	42.0	1.65	26.0	1.02	79.0	3.11	1
EMC20235	1	750	264.5	10.41	90.0	3.54	44.4	1.75	19.0	0.75	57.2	2.25	41.3	1.63	57.1	2.25	41.3	1.63	108.3	4.26	1
493787	1	771	276.0	10.87	90.2	3.55	45.0	1.77	23.8	0.94	59.0	2.32	41.2	1.62	59.0	2.32	41.2	1.62	108.0	4.25	1

Stainless Steel

		Holding Force	A		B		C		D		E		F		G		H		I		Pack Qty.
Item No.	Type	lbf	mm	in	mm	in	mm	in	mm	in	mm	in	mm	in	mm	in	mm	in	mm	in	
493806	1	60	77.0	3.03	18.0	0.71	7.5	0.30	3.8	0.15	23.8	0.94	15.9	0.63	23.8	0.94	13.5	0.53	19.9	0.78	1
493807	2	165	117.0	4.61	38.2	1.50	19.0	0.75	9.5	0.37	27.0	1.06	16.8	0.66	25.0	0.98	13.5	0.53	37.1	1.46	1
493808	1	330	176.0	6.93	52.6	2.07	25.1	0.99	14.0	0.55	40.0	1.57	28.0	1.10	38.0	1.50	26.0	1.02	74.0	2.91	1

TCV Series
Vertical Toggle Clamps

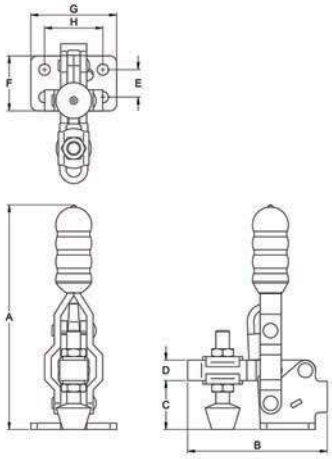

Type 1

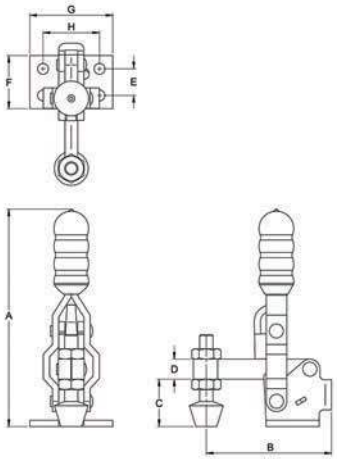

Type 2

Specifications
• Material:
- Clamp: See Table
- Grip: PVC (Red)

Features
• Hand grip with cushioned profile for improved user comfort
• Pivot points are fitted with hardened steel or stainless steel rivets to maintain accuracy and provide a long service life
• Clamps with adjustable spindles are manufactured with a formed end to the arm
• Flanged washers are supplied with all slotted arm versions

Steel

		Holding Force	A		B		C		D		E		F		G		H		Pack Qty.
Item No.	Type	lbf	mm	in	mm	in	mm	in	mm	in	mm	in	mm	in	mm	in	mm	in	
493778	1	110	77.0	3.03	51.5	2.03	15.6	0.61	8.0	0.31	15.9	0.63	25.4	1.00	33.3	1.31	23.8	0.94	1
493779	1	156	95.9	3.78	56.5	2.22	16.0	0.63	9.0	0.35	16.0	0.63	26.0	1.02	34.0	1.34	26.8	1.06	1
EMC11002B	1	165	96.5	3.80	67.0	2.64	22.0	0.87	10.0	0.39	14.0 - 16.0	0.55 - 0.63	29.0	1.14	34.0	1.34	17.5 - 24.0	0.69 - 0.94	1
EMC12050	2	200	104.0	4.09	59.9	2.36	22.3	0.88	9.6	0.38	12.7	0.5	25.4	1.00	39.7	1.56	27.0	1.06	1
EMC12050U	1	200	104.0	4.09	64.7	2.55	22.7	0.89	9.5	0.37	12.7	0.5	25.4	1.00	39.7	1.56	27.0	1.06	1
EMC12050UL	1	200	104.0	4.09	88.7	3.49	22.7	0.89	9.5	0.37	12.7	0.5	25.4	1.00	39.7	1.56	27.0	1.06	1
493780	1	330	123.0	4.84	69.9	2.75	23.0	0.91	11.0	0.43	12.7	0.5	27.0	1.06	37.8	1.49	24.8	0.98	1
493781	1	551	175.0	6.89	109.8	4.32	32.4	1.28	17.5	0.69	19.0	0.75	35.0	1.38	47.0	1.85	27.8	1.08	1
EMC12265	1	750	205.5	8.09	139.5	5.49	44.0	1.73	19.0	0.75	31.8	1.25	49.2	1.94	64.3	2.53	45.3	1.78	1

Stainless Steel

		Holding Force	A		B		C		D		E		F		G		H		I		Pack Qty.
Item No.	Type	lbf	mm	in	mm	in	mm	in	mm	in	mm	in	mm	in	mm	in	mm	in	mm	in	
493803	1	110	77.0	3.03	51.5	2.03	15.6	0.61	8.0	0.31	15.9	0.63	25.4	1.00	25.4	1.00	33.3	1.31	23.8	0.94	1
493804	1	110	95.9	3.78	56.5	2.22	16.0	0.63	9.0	0.35	16.0	0.63	26.0	1.02	26.0	1.02	34.0	1.34	26.8	1.06	1
493805	1	330	123.0	4.84	69.9	2.75	23.0	0.91	11.0	0.43	12.7	0.50	27.0	1.06	27.0	1.06	37.8	1.49	24.8	0.98	1

VERTICAL TOGGLE CLAMPS

TCV Series
Vertical Toggle Clamps



Type 3

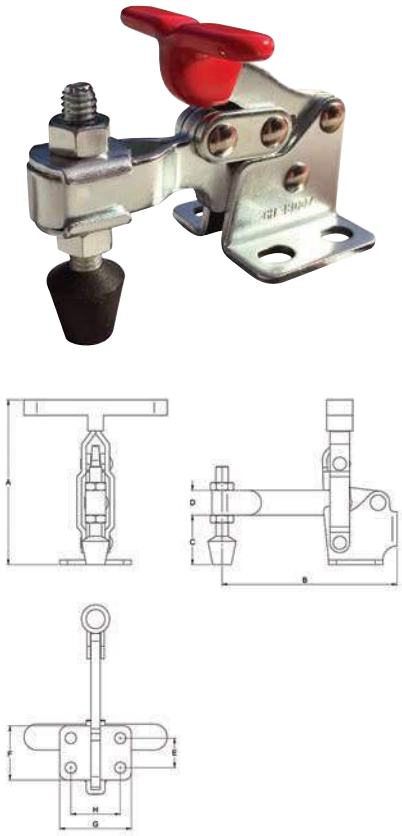

Type 4

Specifications
- Material:
  - Clamp: See Table
  - Grip: PVC (Red)

Features
- Hand grip with cushioned profile for improved user comfort
- Pivot points are fitted with hardened steel or stainless steel rivets to maintain accuracy and provide a long service life
- Clamps with adjustable spindles are manufactured with a formed end to the arm
- Flanged washers are supplied with all slotted arm versions

Steel

		Holding Force	A		B		C		D		E		F		G		H		Pack
Item No.	Type	lbf	mm	in	mm	in	mm	in	mm	in	mm	in	mm	in	mm	in	mm	in	Qty.
EMC13005	4	150	35.6	1.40	57.0	2.24	12.7	0.50	7.9	0.31	13.5	0.53	26.2	1.03	25.4	1.00	15.9	0.63	1
EMC12055	3	200	116.0	4.57	66.1	2.60	28.5	1.12	9.6	0.38	12.7	0.50	25.4	1.00	26.8	1.06	6.0	0.24	1
EMC13007	4	330	59.6	2.35	93.7	3.69	22.2	0.87	12.7	0.50	19.0 - 27.0	0.75 - 1.06	43.6	1.72	46.0	1.81	29.4	1.16	1
EMC12141	4	500	106.0	4.17	118.4	4.66	31.8	1.25	16.0	0.63	19.0	0.75	34.9	1.37	46.0	1.81	31.8	1.25	1
EMC12147	3	500	156.0	6.14	150.7	5.93	39.7	1.56	16.0	0.63	19.0	0.75	34.9	1.37	26.7	1.05	6.0	0.24	1

TCPP Series
Push Pull Toggle Clamp

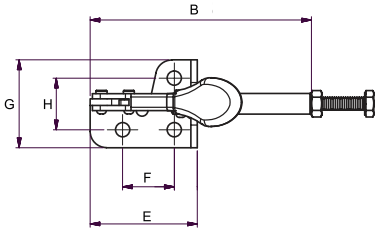

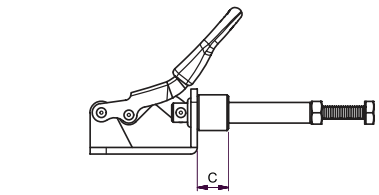

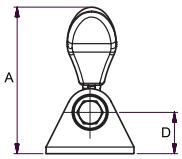

Type 1



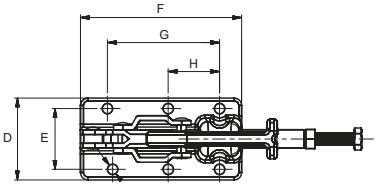

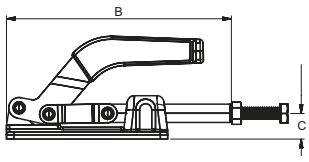

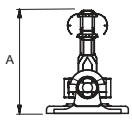

Type 3

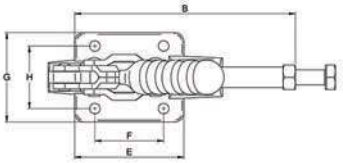

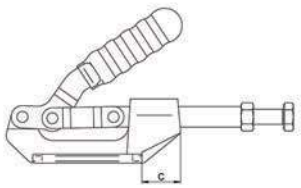

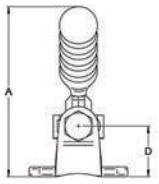

Type 5

Specifications
- Material:
  - Clamp: See Table
  - Grip: PVC (Red)

Features
- All body and linkage components on the light duty range are zinc plated to resist corrosion
- The heavy-duty range has ductile cast iron bases for strength and rigidity
- A close tolerance is maintained between the base and plunger to allow use for pin location and gauging as well as clamping applications
- Pivot points are fitted with hardened steel or stainless steel rivets to maintain accuracy and provide a long service life

Steel

		Holding Force	A		B		C		D		E		F		G		H		Pack Qty.
Item No.	Type	lbf	mm	in	mm	in	mm	in	mm	in	mm	in	mm	in	mm	in	mm	in	
493788	1	99	45.0	1.77	68.0	2.68	9.6	0.38	33.0	1.30	33.0	1.30	16.0	0.63	27.0	1.06	16.0	0.63	1
493790	5	300	79.5	3.13	139.8	5.50	—		24.6	0.97	91.0	3.58	35.0	1.38	56.0	2.20	41.0	1.61	1
EMC36003	5	600	82.4	3.24	124.7	4.91	20.3	0.80	24.6	0.97	58.0	2.28	36.5	1.44	47.6	1.87	33.3	1.31	1
493792	3	700	69.8	2.75	153.0	6.02	17.5	0.69	55.6	2.19	41.3	1.63	109.5	4.31	76.2	3.00	35.0	1.38	1

Stainless Steel

		Holding Force	A		B		C		D		E		F		G		H		Pack Qty.
Item No.	Type	lbf	mm	in	mm	in	mm	in	mm	in	mm	in	mm	in	mm	in	mm	in	
493809	1	99	45.0	1.77	68.0	2.68	9.6	0.38	33.0	1.3	33.0	1.3	16.0	0.63	27.0	1.06	16.0	0.63	1

PUSH PULL TOGGLE CLAMPS

TCPP Series
Push Pull Toggle Clamp

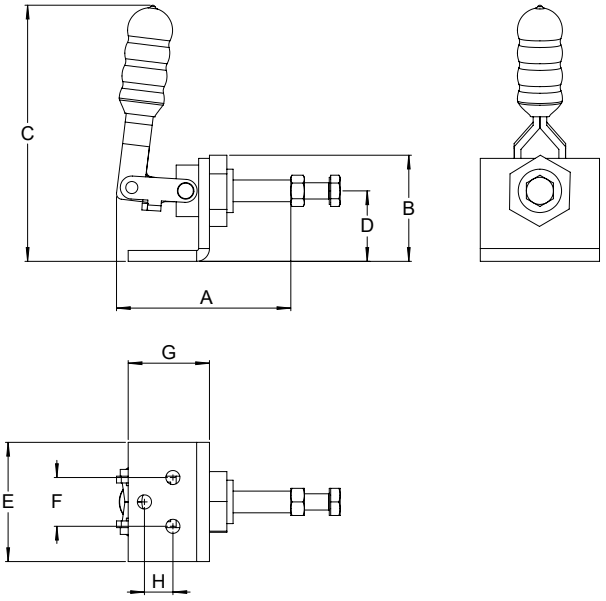

Type 2

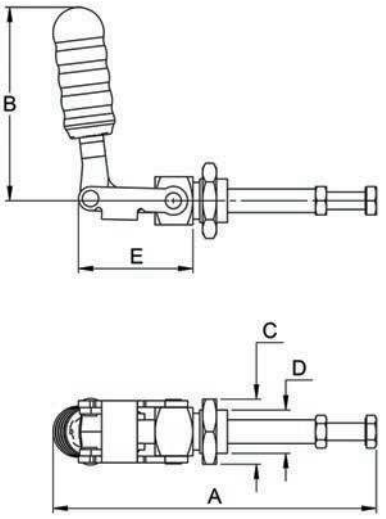

Type 4

Specifications
- Material:
  - Clamp: See Table
  - Grip: PVC (Red)

Features
- All body and linkage components on the light duty range are zinc plated to resist corrosion
- The heavy-duty range has ductile cast iron bases for strength and rigidity
- A close tolerance is maintained between the base and plunger to allow use for pin location and gauging as well as clamping applications
- Pivot points are fitted with hardened steel or stainless steel rivets to maintain accuracy and provide a long service life

Steel

		Holding Force	A		B		C		D		E		F		G		H		Pack
Item No.	Type	lbf	mm	in	mm	in	mm	in	mm	in	mm	in	mm	in	mm	in	mm	in	Qty.
493789	2	200	63.8	2.51	38.0	1.50	96.0	3.78	26.0	1.02	44.0	1.73	18.0	0.71	30.0	1.18	10.0	0.39	1
493791	2	300	92.8	3.65	52.4	2.06	121.0	4.76	33.3	1.31	69.9	2.75	41.3	1.63	41.3	1.63	19.0	0.75	1
EMC36204	4	300	126.0	4.96	88.9	3.5	30.0	1.18	20.0	0.79	52.8	2.08	—		—		—		1
493793	2	700	167.5	6.59	62.0	2.44	160.0	6.3	39.5	1.56	76.0	2.99	45.2	1.78	62.0	2.44	31.8	0.125	1

Stainless Steel

		Holding Force	A		B		C		D		E		F		G		H		Pack
Item No.	Type	lbf	mm	in	mm	in	mm	in	mm	in	mm	in	mm	in	mm	in	mm	in	Qty.
493810	2	200	63.8	2.51	38.0	1.5	96.0	3.78	26.0	1.02	44.0	1.73	18.0	0.71	30.0	1.18	10.0	0.39	1
493811	4	300	126.0	4.96	88.9	3.5	30.0	1.18	20.0	0.79	52.8	2.08	—		—		—		1

Toggle Clamp Caps

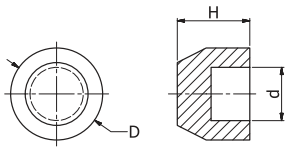

Specifications:
• Material: Neoprene

Features
• Replacement pad designed to avoid marking fragile or polished surfaces

Item No.	Dimensions d mm	d in	D mm	D in	H mm	H in	Compatible with	Pack Qty.
493812	5.5	0.21	11.0	0.43	8.5	0.33	493788, 493803, 493806, 493809	1
493813	6.5	0.25	12.5	0.49	10.5	0.41	493779, 493784, 493804, 493807	1
493814	8.5	0.33	15.5	0.61	12.0	0.47	493780, 493785, 493789, 493805, 493808	1
493815	11.0	0.43	19.0	0.74	15.0	0.59	493780, 493785, 493804, 493807, 493810	1

Toggle Clamp Tipped Spindle

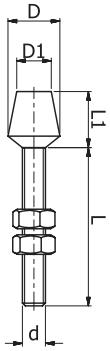

Specifications
• Material: Neoprene/Steel

Features
• Designed to avoid marking fragile or polished surfaces

Item No.	d	L mm	L in	L1 mm	L1 in	D mm	D in	D1 mm	D1 in	Compatible with	Pack Qty.
493816	M4	32.0	1.25	10.0	0.39	12.0	0.47	8.0	0.31	493788	1
493817	M5	20.0	0.78	12.0	0.47	14.0	0.55	11.0	0.43	493779, 493784	1
493818	M6	37.0	1.45	13.0	0.51	16.0	0.62	12.0	0.43	493780, 493785, 493789	1
493819	M8	55.0	2.16	20.0	0.78	17.0	0.66	12.0	0.47	493781, 493786, 493790, 493791, 493792	1

Toggle Clamp Swivel Foot Spindle

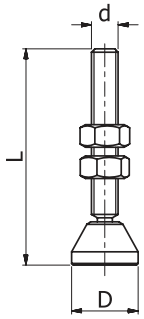

Specifications
• Material: Steel

Features
• For use where a large area needs to be clamped or the clamping force needs to be spread over a larger area than just the spindle and surface area

Item No.	Dimensions d	D mm	D in	L mm	L in	Compatible with	Pack Qty.
493820	M5	12.0	0.47	40.0	1.57	493779, 493784	1
493821	M6	12.0	0.47	50.0	1.96	493780, 493785, 493789	1
493822	M8	20.0	0.78	65.0	2.55	493781, 493786, 493790, 493791, 493792	1

LATCH TOGGLE CLAMPS

TCL Series
Latch Toggle Clamps



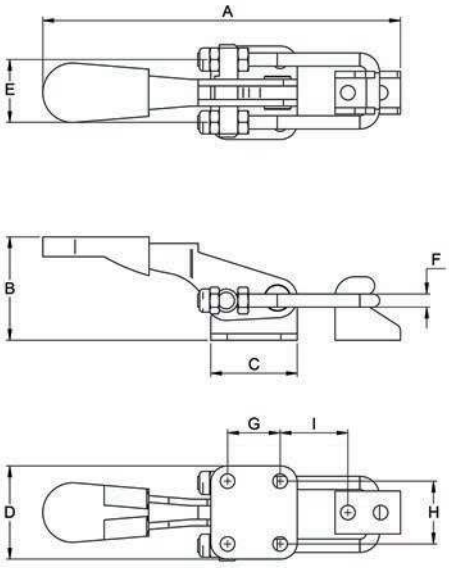

Type 1

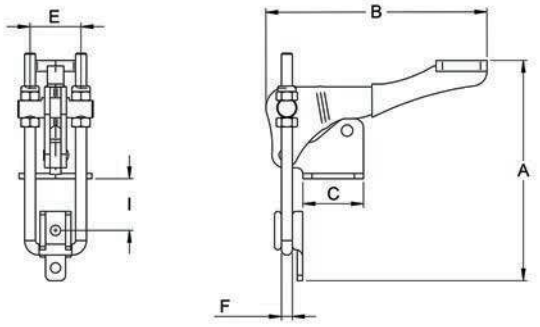

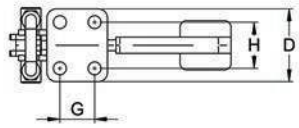

Type 2

Specifications
• Material:
- Clamp: See Chart
- Grip: PVC (Red)

Features
• Hand grip with cushioned rib profile for improved user comfort
• All body and linkage components on the light duty range are zinc plated to resist corrosion
• Pivot points are fitted with hardened steel or stainless steel rivets to maintain accuracy and provide a long service life

Item No.	Type	Holding Force	A		B		C		D		E		F		G		H		I		Pack Qty.
		lbf	mm	in	mm	in	mm	in	mm	in	mm	in	mm	in	mm	in	mm	in	mm	in	
493796	1	360	100.8	3.97	30.8	1.21	26.2	1.03	28.2	1.11	19.0	0.75	4.0	0.16	16.0	0.63	19.0	0.75	12.5 - 20.5	0.49 - 0.81	1
EMC40323	1	360	100.8	3.97	30.8	1.21	26.2	1.03	28.2	1.11	19.0	0.75	4.0	0.16	16.0	0.63	19.0	0.75	12.5 - 20.5	0.49 - 0.81	1
EMC40334	2	500	121.2	4.77	121.5	4.78	33.3	1.31	40.0	1.57	28.0	1.10	6.0	0.24	19.1	0.5	25.4	1.00	28.4 - 45.5	1.12 - 1.79	1
493797	1	700	157.8	6.21	42.4	1.67	39.7	1.56	44.4	1.75	26.6	1.05	4.8	0.19	19.0	0.75	31.6	1.24	25.5 - 37.5	1.00 - 1.48	1
493798	1	2000	214.1	8.43	75.6	2.98	60.3	2.37	54.0	2.13	44.5	1.75	8.0	0.31	41.3	1.63	38.1	1.50	19.5 - 38.5	0.77 - 1.52	1

TCH Series
HookToggle Clamps

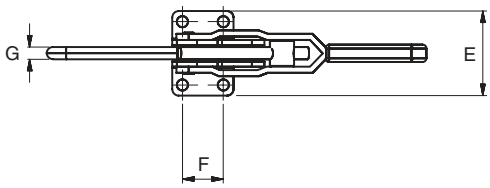

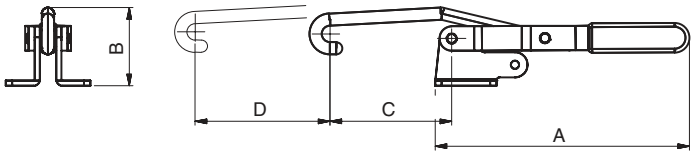

Specifications
• Material:
- Clamp: Zinc Plated Steel
- Grip: PVC (Red)

Features
• Hand grip with cushioned rib profile for improved user comfort
• All body and linkage components on the light duty range are zinc plated to resist corrosion
• Pivot points are fitted with hardened steel or stainless steel rivets to maintain accuracy and provide a long service life

Item No.	Holding Force	A		B		C		D		E		F		G		Pack Qty.
	lbf	mm	in	mm	in	mm	in	mm	in	mm	in	mm	in	mm	in	
493794	375	138.4	5.45	37.6	1.48	52.1 - 63.5	2.05 - 2.50	120.7	4.75	49.3	1.94	19.1	0.75	8.0	0.32	1
493795	750	194.2	7.65	57.2	2.25	95.0 - 105.0	3.74 - 4.13	135.7	5.34	67.9	2.67	31.8	1.25	9.5	0.37	1

TCP Series
Plier Toggle Clamps

Type 1

Type 2

Type 3

Type 4

Specifications
• Material:
- Clamp: Zinc Plated Steel

Features
• Pivoting jaw allows a deep depth to open and close easily in awkward profiles
• The jaw spindle can be pre-set to achieve the optimum clamping distance and pressure
• Zinc plated finish to resist corrosion, profiled handles for operator comfort
• Spindles are supplied with a copper plated surface finish to resist weld splatter

Item No.	Type	Holding Force	L		L1		W		Thread Size	Quick Release	Pack Qty.
		lbf	mm	in	mm	in	mm	in	UNC		
493799	1	198	130.0	5.12	28.6	1.13	25.4 - 52.4	1.00 - 2.06	1/4"-20	—	1
493800	2	350	165.1	6.50	44.4	1.75	31.8 - 65.1	1.25 - 2.56	5/16"-18	—	1
493801	3	700	215.9	8.50	69.8	2.75	44.4 - 92.0	1.75 - 3.62	3/8"-16	Yes	1
493802	4	700	216.0	8.50	69.8	2.75	76.2 - 123.8	3.00 - 4.87	3/8"-16	Yes	1

F TYPE TOGGLE CLAMPS

TCF Series
F Type Toggle Clamps

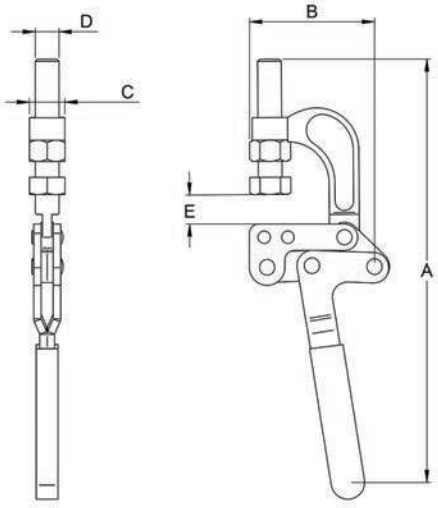

Type 1

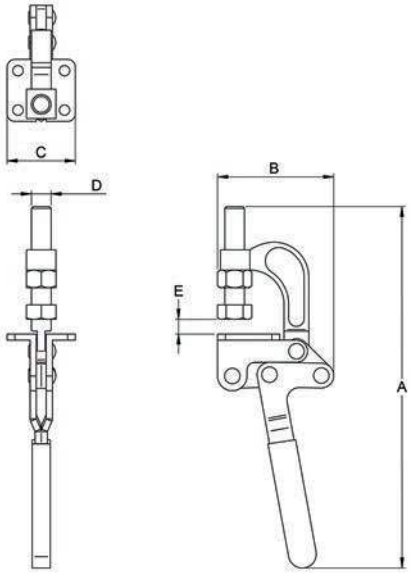

Type 2

Specifications
- Material:
  - Clamp: Zinc Plated Steel
  - Grip: PVC (Red)

Features
- Hand grip with cushioned profile for improved user comfort

		Holding Force	A		B		C		D		E		Pack
Item No.	Type	lbf	mm	in	mm	in	mm	in	mm	in	mm	in	Qty.
EMC80325	1	750	236.0	9.29	74.6	2.94	19.0	0.75	12.7	0.5	24.4	0.94	1
EMC80379	2	750	233.1	9.18	74.9	2.95	44.0	1.73	12.7	0.5	20.59	0.81	1

ACCESS HARDWARE SOLUTIONS

Whatever your project demands, Essentra can help with a comprehensive range of high-quality Access Hardware and custom solutions for all your application requirements.

With free CAD's, samples and specialist advice available, there is no better choice for your solutions provider.



Our expertise ranges across multiple industries, supported by outstanding customer service. We can reduce your lead times, and provide custom solutions to help you achieve your business goals.

KNOBS, HANDLES & GRIPS



3-ARM CLAMPING KNOBS ..... 486 - 487

4-ARM CLAMPING KNOBS ..... 488 - 490

STAR CLAMPING KNOBS ..... 491 - 492

FLUTED CLAMPING KNOBS ..... 493 - 494

T HANDLE CLAMPING KNOBS ..... 495 - 496

WING HANDLE CLAMPING KNOBS 497

BALL KNOBS ..... 498 - 499

TAPERED KNOBS ..... 500 - 501

PUSH PULL KNOBS ..... 502 - 503

SELF-ASSEMBLY KNOBS ..... 504 - 505

BRIDGE HANDLES ..... 506 - 508

ARCHED HANDLES 509

WIRE PULL HANDLES ..... 509 - 510

TUBULAR HANDLES ..... 510 - 511

SNAP-IN HANDLES ..... 512 - 513

FLUSH HANDLES 513

GRIPS ..... 514 - 515

3-ARM CLAMPING KNOBS

3P Series
3-Prong Knobs

Style 1

Style 2

Style 3

NEW

Specifications
- Knob Material: Polypropylene
- Insert Material: See Table
- Color: Black

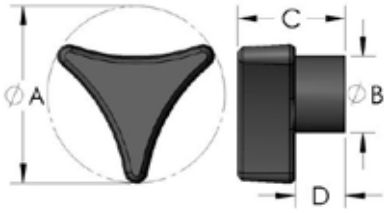

Features
- Economical design for light to medium-duty securing and clamping applications
- Resistant to water and solvents
- Textured finish to help hide dirt and scratches in the field
- Impact resistant
- Stop Nut / Lock Nut provides anti-vibration locking mechanism

Female Knobs

Item No.	A in	Thread Size	B in	C in	D in	Style	Thread Type	Insert Material	Plating Material	Bulk Pack Qty
KN02----3P1--21	1.250	10-32	0.620	0.950	0.500	2	Free Spinning	Steel	Clear Zinc	1000
KN4C----3P1--21	1.250	1/4-20	0.620	0.950	0.500	2	Free Spinning	Steel	Clear Zinc	1000
KN4C----3P1B-21	1.250	1/4-20	0.620	0.950	0.500	1	Blind	Steel	Clear Zinc	1000
KN5C----3P1--22	1.250	5/16-18	0.620	0.950	0.500	2	Free Spinning	Steel	Yellow Zinc	1000
KN04----3P4--21	1.750	10-24	0.750	1.050	0.490	2	Free Spinning	Steel	Clear Zinc	1200
KN4C----3P4--21	1.750	1/4-20	0.750	1.050	0.490	2	Free Spinning	Steel	Clear Zinc	1200
KN4C----3P4B-21	1.750	1/4-20	0.750	1.050	0.490	1	Blind	Steel	Clear Zinc	1200
KN4C----3P4L-21	1.750	1/4-20	0.750	1.050	0.490	2	Stop Nut	Steel	Clear Zinc	1200
KN5C----3P4--21	1.750	5/16-18	0.750	1.050	0.490	2	Free Spinning	Steel	Clear Zinc	1200
KN5C----3P4L-21	1.750	5/16-18	0.750	1.050	0.490	2	Stop Nut	Steel	Clear Zinc	1200
KN6C----3P4--21	1.750	3/8-16	0.750	1.050	0.490	2	Free Spinning	Steel	Clear Zinc	1200
KN6C----3P4B-21	1.750	3/8-16	0.750	1.050	0.490	1	Blind	Steel	Clear Zinc	1200

Male Knobs

Item No.	A in	Thread Size	B in	C in	D in	Style	Stud Length in	Insert Material	Plating Material	Bulk Pack Qty
KN4C07503P1--21	1.250	1/4-20	0.620	0.950	0.500	3	0.750	Steel	Clear Zinc	900
KN4C10003P1--2R	1.250	1/4-20	0.620	0.950	0.500	3	1.000	Steel	Clear Zinc	850
KN0405003P4--21	1.750	10-24	0.750	1.050	0.490	3	0.500	Steel	Clear Zinc	1000
KN4C07503P4--21	1.750	1/4-20	0.750	1.050	0.490	3	0.750	Steel	Clear Zinc	1000
KN4C10003P4--21	1.750	1/4-20	0.750	1.050	0.490	3	1.000	Steel	Clear Zinc	1000
KN4C15003P4--21	1.750	1/4-20	0.750	1.050	0.490	3	1.500	Steel	Clear Zinc	800
KN4C17503P4--21	1.750	1/4-20	0.750	1.050	0.490	3	1.750	Steel	Clear Zinc	850
KN4C20003P4--21	1.750	1/4-20	0.750	1.050	0.490	3	2.000	Steel	Clear Zinc	750
KN5C05003P4--21	1.750	5/16-18	0.750	1.050	0.490	3	0.500	Steel	Clear Zinc	1000
KN5C06253P4--21	1.750	5/16-18	0.750	1.050	0.490	3	0.625	Steel	Clear Zinc	500
KN5C07503P4--21	1.750	5/16-18	0.750	1.050	0.490	3	0.750	Steel	Clear Zinc	500
KN5C12503P4--21	1.750	5/16-18	0.750	1.050	0.490	3	1.250	Steel	Clear Zinc	300
KN5C15003P4--21	1.750	5/16-18	0.750	1.050	0.490	3	1.500	Steel	Clear Zinc	400
KN5C17503P4--21	1.750	5/16-18	0.750	1.050	0.490	3	1.750	Steel	Clear Zinc	600
KN6C10003P4--2R	1.750	3/8-16	0.750	1.050	0.490	3	1.000	Steel	Clear Zinc	400
KN6C15003P4--21	1.750	3/8-16	0.750	1.050	0.490	3	1.500	Steel	Clear Zinc	400
KN6C25003P4--21	1.750	3/8-16	0.750	1.050	0.490	3	2.500	Steel	Clear Zinc	275

****Other configurations, thread sizes, materials, and customizations available upon request.****

CUSTOM SOLUTIONS AVAILABLE

Our expertise ranges across multiple industries, supported by outstanding customer service. We can reduce your lead times and provide custom solutions and advice to help you achieve your business goals.

3-ARM CLAMPING KNOBS

RT Series
Royal 3-Prong Knobs

RT2

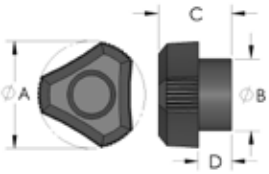

RT5

RT7

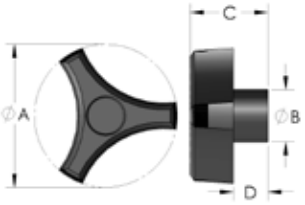

Specifications
- Knob Material: See Table
- Insert Material: See Table
- Color: Black

Features
- Economical design for light to medium-duty securing and clamping applications
- Resistant to water and solvents
- Textured finish to help hide dirt and scratches in the field
- Impact resistant

Style 1

Style 2

Style 3

Female Knobs

Item No.	A in	Thread Size	B in	C in	D in	Style	Thread Type	Insert Material	Plating Material	Knob Material	Bulk Pack Qty
KN5C----RT5B-22	2.000	5/16-18	0.740	1.100	0.490	1	Blind	Steel	Yellow Zinc	Polypropylene	800
KN5C----RT5--21	2.000	5/16-18	0.740	1.100	0.490	2	Free Spinning	Steel	Clear Zinc	Polypropylene	800
KN6C----RT5--21	2.000	3/8-16	0.740	1.100	0.490	2	Free Spinning	Steel	Clear Zinc	Polypropylene	800
KN6C----RT5B-21	2.000	3/8-16	0.740	1.100	0.490	1	Blind	Steel	Clear Zinc	Polypropylene	800
KN6C----RT7--21	2.500	3/8-16	0.740	1.120	0.480	2	Free Spinning	Steel	Clear Zinc	Polypropylene	500
KN6C----RT7B-21	2.500	3/8-16	0.740	1.120	0.480	1	Blind	Steel	Clear Zinc	Polypropylene	500

Male Knobs

Item No.	A in	Thread Size	B in	C in	D in	Style	Stud Length in	Insert Material	Plating Material	Knob Material	Bulk Pack Qty
KN020250RT2-N21	0.750	10-32	0.500	0.510	0.230	3	0.250	Steel	Clear Zinc	Nylon	3000
KN020375RT2-N21	0.750	10-32	0.500	0.510	0.230	3	0.370	Steel	Clear Zinc	Nylon	3000
KN4C1000RT5--21	2.000	1/4-20	0.740	1.100	0.490	3	1.000	Steel	Clear Zinc	Polypropylene	500
KN5C1000RT5--21	2.000	5/16-18	0.740	1.100	0.490	3	1.000	Steel	Clear Zinc	Polypropylene	250
KN5C0750RT5--21	2.000	5/16-18	0.740	1.100	0.490	3	0.750	Steel	Clear Zinc	Polypropylene	800
KN5C1250RT5--21	2.000	5/16-18	0.740	1.100	0.490	3	1.250	Steel	Clear Zinc	Polypropylene	300
KN6C1500RT5--21	2.000	3/8-16	0.740	1.100	0.490	3	1.500	Steel	Clear Zinc	Polypropylene	500
KN6C2000RT5--21	2.000	3/8-16	0.740	1.100	0.490	3	2.000	Steel	Clear Zinc	Polypropylene	500
KN6C3500RT5--21	2.000	3/8-16	0.740	1.100	0.490	3	3.500	Steel	Clear Zinc	Polypropylene	150
KN6C1250RT7--21	2.500	3/8-16	0.740	1.120	0.480	3	1.250	Steel	Clear Zinc	Polypropylene	400

****Other configurations, thread sizes, materials, and customizations available upon request.****

KNS Series
3-Arm Clamping Knobs

Female

Male

Specifications:
- Knob Material: Polypropylene
- Insert Material: Zinc Plated Steel
- Color: Black

Features:
- Economical design for light-duty securing and clamping applications
- Resistant to water and solvents

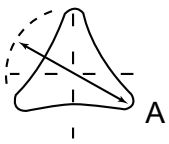

Female Knobs

Item No.	A in	A mm	Thread Size	Bulk Pack Qty
KNS1000A	1.575	40.0	5/16 - 18	250
KNS1100A	2.362	60.0	5/16 - 18	250

Male Knobs

Item No.	A in	A mm	Thread Size	Stud Length in	Stud Length mm	Bulk Pack Qty
KNS1600A	1.575	40.0	1/4 - 20	1.375	34.9	250
KNS1700A	1.575	40.0	5/16 - 18	0.500	12.7	250
KNS1800A	1.575	40.0	5/16 - 18	0.750	19.1	250
KNS1900A	1.575	40.0	5/16 - 18	1.375	34.9	250
KNS2000A	2.362	60.0	5/16 - 18	0.500	12.7	250
KNS2100A	2.362	60.0	5/16 - 18	0.750	19.1	250

4-ARM CLAMPING KNOBS

4P Series
4-Prong Knobs

NEW

4P4

4P7



Specifications
- Knob Material: Polypropylene
- Insert Material: See Table
- Color: Black

Features
- 4-Prong Knobs provide maximum grip and comfort
- Excellent for applications requiring high torque or heavy-duty clamping
- Resistant to water and solvents
- Textured finish to help hide dirt and scratches in the field
- Impact resistant
- Stop Nut / Lock Nut provides anti-vibration locking mechanism

Style 1

Style 2

Style 3

Female Knobs

Item No.	A in	Thread Size	B in	C in	D in	Style	Thread Type	Insert Material	Plating Material	Bulk Pack Qty
KN4C----4P4--21	1.750	1/4-20	0.750	1.020	0.520	2	Free Spinning	Steel	Clear Zinc	1000
KN4C----4P4B-21	1.750	1/4-20	0.750	1.020	0.520	1	Blind	Steel	Clear Zinc	1000
KN5C----4P4--21	1.750	5/16-18	0.750	1.020	0.520	2	Free Spinning	Steel	Clear Zinc	1000
KN5C----4P4B-22	1.750	5/16-18	0.750	1.020	0.520	1	Blind	Steel	Yellow Zinc	1000
KN4C----4P7--21	2.500	1/4-20	0.980	1.130	0.480	2	Free Spinning	Steel	Clear Zinc	500
KN4C----4P7B-21	2.500	1/4-20	0.980	1.130	0.480	1	Blind	Steel	Clear Zinc	500
KN5C----4P7--21	2.500	5/16-18	0.980	1.130	0.480	2	Free Spinning	Steel	Clear Zinc	500
KN5C----4P7B-22	2.500	5/16-18	0.980	1.130	0.480	1	Blind	Steel	Yellow Zinc	500
KN6C----4P7--21	2.500	3/8-16	0.980	1.130	0.480	2	Free Spinning	Steel	Clear Zinc	500
KN6C----4P7B-21	2.500	3/8-16	0.980	1.130	0.480	1	Blind	Steel	Clear Zinc	500
KN6C----4P7L-21	2.500	3/8-16	0.980	1.130	0.480	2	Stop Nut	Steel	Clear Zinc	500
KN8C----4P7--21	2.500	1/2-13	0.980	1.130	0.480	2	Free Spinning	Steel	Clear Zinc	500
KN8C----4P7B-21	2.500	1/2-13	0.980	1.130	0.480	1	Blind	Steel	Clear Zinc	500

Male Knobs

Item No.	A in	Thread Size	B in	C in	D in	Style	Stud Length in	Insert Material	Plating Material	Bulk Pack Qty
KN5C07504P4--21	1.750	5/16-18	0.750	1.020	0.520	3	0.750	Steel	Clear Zinc	400
KN5C10004P4--21	1.750	5/16-18	0.750	1.020	0.520	3	1.000	Steel	Clear Zinc	350
KN5C25004P4--21	1.750	5/16-18	0.750	1.020	0.520	3	2.500	Steel	Clear Zinc	200
KN6C30004P4--21	1.750	3/8-16	0.750	1.020	0.520	3	3.000	Steel	Clear Zinc	120
KN4C05004P7--21	2.500	1/4-20	0.980	1.130	0.480	3	0.500	Steel	Clear Zinc	500
KN4C10004P7--21	2.500	1/4-20	0.980	1.130	0.480	3	1.000	Steel	Clear Zinc	400
KN5C05004P7--21	2.500	5/16-18	0.980	1.130	0.480	3	0.500	Steel	Clear Zinc	450
KN5C10004P7--21	2.500	5/16-18	0.980	1.130	0.480	3	1.000	Steel	Clear Zinc	400
KN6C07504P7--21	2.500	3/8-16	0.980	1.130	0.480	3	0.750	Steel	Clear Zinc	450
KN6C10004P7--21	2.500	3/8-16	0.980	1.130	0.480	3	1.000	Steel	Clear Zinc	400
KN6C12504P7--21	2.500	3/8-16	0.980	1.130	0.480	3	1.250	Steel	Clear Zinc	400
KN6C15004P7--21	2.500	3/8-16	0.980	1.130	0.480	3	1.500	Steel	Clear Zinc	350
KN6C25004P7--21	2.500	3/8-16	0.980	1.130	0.480	3	2.500	Steel	Clear Zinc	250

****Other configurations, thread sizes, materials, and customizations available upon request.****

IT'S SIMPLE:
JUST SAMPLE!
Over 5,000 caps and plugs in stock.
Order your FREE samples today.
Our extensive range of caps and plugs provides thousands of solutions for protecting vital components during shipment, storage and finishing processes. Shop our complete line at www.essentracomponents.com

4S Series
4-Star Knobs

Style 1

Style 3

NEW

Specifications
- Knob Material: Polypropylene
- Insert Material: See Table
- Color: Black

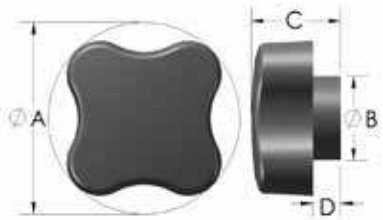

Features
- 4-Star Knobs provide maximum grip and comfort
- Available in two tone or soft touch material
- Excellent for applications requiring high torque or heavy-duty clamping
- Impact resistant

Female Knobs

Item No.	A in	Thread Size	B in	C in	D in	Style	Thread Type	Insert Material	Plating Material	Bulk Pack Qty
KN4C----4S2B-90	1.400	1/4-20	0.550	0.640	0.180	1	Blind	Brass	Plain	700
KN4C----4S4BL22	1.730	1/4-20	0.750	0.820	0.250	1	Stop Nut	Steel	Yellow Zinc	400

Male Knobs

Item No.	A in	Thread Size	B in	C in	D in	Style	Stud Length in	Insert Material	Plating Material	Bulk Pack Qty
KN0432504S1--21	1.150	10-24	0.500	0.650	0.250	3	3.250	Steel	Clear Zinc	500
KN4C06254S1--90	1.150	1/4-20	0.500	0.650	0.250	3	0.620	Brass	Plain	1000
KN4C03754S2--21	1.400	1/4-20	0.550	0.640	0.180	3	0.370	Steel	Clear Zinc	700
KN5C20004S2--21	1.400	5/16-18	0.550	0.640	0.180	3	2.000	Steel	Clear Zinc	400
KN4C05004S4--21	1.730	1/4-20	0.750	0.820	0.250	3	0.500	Steel	Clear Zinc	800
KN5C05004S4--21	1.730	5/16-18	0.750	0.820	0.250	3	0.500	Steel	Clear Zinc	800

****Other configurations, thread sizes, materials, and customizations available upon request.****

4S Series
Soft Touch 4-Star Knobs

Style 1

Style 3

NEW

Specifications
- Knob Material: TPE (Rubber) Overlay w/ Polypropylene Base
- Insert Material: Steel - Clear Zinc
- Color: Black

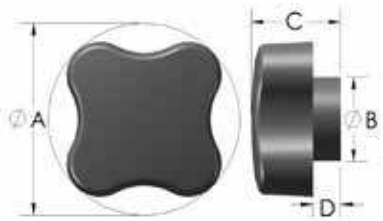

Features
- 4-Star Knobs provide maximum grip and comfort
- Excellent for applications requiring high torque or heavy-duty clamping
- Impact resistant mechanism

Female Knobs

Item No.	A in	Thread Size	B in	C in	D in	Style	Thread Type	Bulk Pack Qty
KN02----4S2BS21	1.400	10-32	0.550	0.640	0.180	1	Blind	800
KN4C----4S2BS21	1.400	1/4-20	0.550	0.640	0.180	1	Blind	700
KN5C----4S4BS21	1.730	5/16-18	0.750	0.820	0.250	1	Blind	375

Male Knobs

Item No.	A in	Thread Size	B in	C in	D in	Style	Stud Length in	Bulk Pack Qty
KN0205004S2-S21	1.400	10-32	0.550	0.640	0.180	3	0.500	1000
KN0207504S2-S21	1.400	10-32	0.550	0.640	0.180	3	0.750	1000
KN4C03754S2-S21	1.400	1/4-20	0.550	0.640	0.180	3	0.370	600
KN4C06254S2-S21	1.400	1/4-20	0.550	0.640	0.180	3	0.630	500
KN4C12504S2-S21	1.400	1/4-20	0.550	0.640	0.180	3	1.250	500
KN0207504S4-S21	1.730	10-32	0.750	0.820	0.250	3	0.750	650
KN5C05004S4-S21	1.730	5/16-18	0.750	0.820	0.250	3	0.500	350
KN5C07504S4-S21	1.730	5/16-18	0.750	0.820	0.250	3	0.750	350
KN5C25004S4-S21	1.730	5/16-18	0.750	0.820	0.250	3	2.500	200
KN4C15004S5-S21	2.000	1/4-20	0.750	0.820	0.250	3	1.500	400

****Other configurations, thread sizes, materials, and customizations available upon request.****

4-ARM CLAMPING KNOBS

KNS Series
4-Arm Clamping Knobs

Female

Male

Specifications:
- Knob Material: Polypropylene
- Insert Material: Zinc Plated Steel
- Color: Black

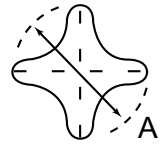

Features:
- Economical design for light-duty securing and clamping applications
- Resistant to water and solvents

Female Knobs

Item No.	A		Thread Size	Bulk Pack Qty
	in	mm		
KNS1200A	1.575	40.0	1/4 - 20	250
KNS1300A	2.362	60.0	5/16 - 18	250

Male Knobs

Item No.	A		Thread Size	Stud Length		Style	Bulk Pack Qty
	in	mm		in	mm		
KNS2200A	1.575	40.0	1/4 - 20	0.750	19.1	2	250
KNS2300A	1.575	40.0	1/4 - 20	1.375	34.9	2	250
KNS2400A	1.575	40.0	5/16 - 18	0.500	12.7	2	250
KNS2500A	1.575	40.0	5/16 - 18	0.750	19.1	2	250
KNS2600A	1.575	40.0	5/16 - 18	1.000	25.4	2	250
KNS2700A	1.575	40.0	5/16 - 18	1.375	34.9	2	250
KNS2800A	2.362	60.0	5/16 - 18	0.750	19.1	2	250
KNS2900A	2.362	60.0	5/16 - 18	1.500	38.1	2	250

KSP Series
4-Arm Clamping Knobs

Style 1

Style 2

Style 3

Specifications:
- Knob Material: Phenolic
- Insert Material: Aluminum or Brass Insert or Zinc Plated Steel Stud
- Color: Black

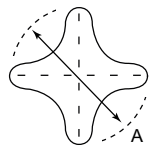

Features:
- 4-Lobed Knobs provide maximum grip and comfort
- High-gloss finish
- High impact resistance
- Resistant to oils, fuels and greases
- Excellent thermal and electrical resistance

Female Knobs

Item No.	A		Thread Size	Style	Type	Thread Material	Bulk Pack Qty
	in	mm					
KSP1000A	1.969	50.0	5/16 - 18	2	Blind	Aluminum	100
KSP1100A	1.969	50.0	5/16 - 18	3	Thru Hole	Brass	100
KSP1200A	2.362	60.0	3/8 - 16	2	Blind	Aluminum	100
KSP1300A	2.362	60.0	3/8 - 16	3	Thru Hole	Brass	100
KSP1400A	3.150	80.0	1/2 - 13	2	Blind	Aluminum	100
KSP1500A	3.150	80.0	1/2 - 13	3	Thru Hole	Brass	100

Male Knobs

Item No.	A		Thread Size	Stud Length		Style	Bulk Pack Qty
	in	mm		in	mm		
KSP2000A	1.969	50.0	5/16 - 18	0.984	25.0	1	100
KSP2100A	2.362	60.0	3/8 - 16	1.181	30.0	1	100
KSP2200A	3.150	80.0	1/2 - 13	1.575	40.0	1	100

STAR CLAMPING KNOBS

5S Series
5-Star Knobs

NEW

5S2

5S3

5S4 / 5SA

Specifications
- Knob Material: Polypropylene
- Insert Material: See Table
- Color: Black

Features
- 5-Star Knobs provide maximum grip and comfort
- Economical design for light to heavy-duty securing and clamping applications
- Resistant to water and solvents
- Textured finish to help hide dirt and scratches in the field
- Impact resistant
- Stop Nut / Lock Nut provides anti-vibration locking mechanism

Style 1

Style 2

Style 3

Female Knobs

Item No.	A in	Thread Size	B in	C in	D in	Style	Thread Type	Insert Material	Plating Material	Bulk Pack Qty
KN4C----5S2--21	1.380	1/4-20	0.860	1.150	0.700	2	Free Spinning	Steel	Clear Zinc	1000
KN4C----5S2B-21	1.380	1/4-20	0.860	1.200	0.750	1	Blind	Steel	Clear Zinc	500
KN4C----5S2L-21	1.380	1/4-20	0.860	1.150	0.700	2	Stop Nut	Steel	Clear Zinc	1000
KN5C----5S2B-22	1.380	5/16-18	0.860	1.200	0.750	1	Blind	Steel	Yellow Zinc	450
KN5C----5S2L-21	1.380	5/16-18	0.860	1.150	0.700	2	Stop Nut	Steel	Clear Zinc	475
KN4C----5S3A-21	1.750	1/4-20	0.880	1.170	0.720	2	Free Spinning	Steel	Clear Zinc	350
KN4C----5S3B-21	1.750	1/4-20	0.880	1.250	0.750	1	Blind	Steel	Clear Zinc	350
KN4C----5S3L-21	1.750	1/4-20	0.880	1.250	0.750	2	Stop Nut	Steel	Clear Zinc	600
KN5C----5S3A-21	1.750	5/16-18	0.880	1.170	0.720	2	Free Spinning	Steel	Clear Zinc	350
KN5C----5S3B-22	1.750	5/16-18	0.880	1.250	0.750	1	Blind	Steel	Yellow Zinc	300
KN5C----5S3L-21	1.750	5/16-18	0.880	1.250	0.750	2	Stop Nut	Steel	Clear Zinc	300
KN4C----5S4--21	2.250	1/4-20	0.980	0.610	0.120	2	Free Spinning	Steel	Clear Zinc	600
KN4C----5S4L-21	2.250	1/4-20	0.980	0.610	0.120	2	Stop Nut	Steel	Clear Zinc	600
KN4C----5SA--21	2.250	1/4-20	0.980	1.000	0.470	2	Free Spinning	Steel	Clear Zinc	500
KN4C----5SAB-21	2.250	1/4-20	0.980	1.000	0.470	1	Blind	Steel	Clear Zinc	450
KN5C----5S4--21	2.250	5/16-18	0.980	0.610	0.120	2	Free Spinning	Steel	Clear Zinc	600
KN5C----5SA--21	2.250	5/16-18	0.980	1.000	0.470	2	Free Spinning	Steel	Clear Zinc	500
KN5C----5SAB-22	2.250	5/16-18	0.980	1.000	0.470	1	Blind	Steel	Yellow Zinc	500
KN5C----5SDXW21	2.250	5/16-18	0.980	1.060	0.560	2	Stop Nut	Steel	Clear Zinc	500
KN6C----5S4--21	2.250	3/8-16	0.980	0.610	0.120	2	Free Spinning	Steel	Clear Zinc	600
KN6C----5SAL-21	2.250	3/8-16	0.980	1.000	0.470	2	Stop Nut	Steel	Clear Zinc	500
KN6C----5SAB-21	2.250	3/8-16	0.980	1.000	0.470	1	Blind	Steel	Clear Zinc	500
KN6C----5SB--21	2.250	3/8-16	0.980	0.730	0.250	2	Free Spinning	Steel	Clear Zinc	575

Male Knobs

Item No.	A in	Thread Size	B in	C in	D in	Style	Stud Length in	Insert Material	Plating Material	Bulk Pack Qty
KN4C05005S2--21	1.380	1/4-20	0.860	1.150	0.700	3	0.500	Steel	Clear Zinc	400
KN4C10005S2--21	1.380	1/4-20	0.860	1.150	0.700	3	1.000	Steel	Clear Zinc	400
KN5C15005S2--21	1.380	5/16-18	0.860	1.150	0.700	3	1.500	Steel	Clear Zinc	350
KN4C05005S3--21	1.750	1/4-20	0.880	1.250	0.750	3	0.500	Steel	Clear Zinc	250
KN4C07505S3--21	1.750	1/4-20	0.880	1.250	0.750	3	0.750	Steel	Clear Zinc	250
KN4C10005S3--21	1.750	1/4-20	0.880	1.250	0.750	3	1.000	Steel	Clear Zinc	250
KN4C15005S3--21	1.750	1/4-20	0.880	1.250	0.750	3	1.500	Steel	Clear Zinc	225
KN5C10005S3A-21	1.750	5/16-18	0.880	0.990	0.490	3	1.000	Steel	Clear Zinc	300
KN5C20005S3--21	1.750	5/16-18	0.880	1.250	0.750	3	2.000	Steel	Clear Zinc	200
KN5C25005S3--21	1.750	5/16-18	0.880	1.250	0.750	3	2.500	Steel	Clear Zinc	200
KN4C06255S4-X21	2.250	1/4-20	0.980	0.610	0.120	3	0.620	Steel	Clear Zinc	500
KN4C10005S4--21	2.250	1/4-20	0.980	0.610	0.120	3	1.000	Steel	Clear Zinc	500
KN4C15005S4--21	2.250	1/4-20	0.980	0.610	0.120	3	1.500	Steel	Clear Zinc	400
KN4C17505S4--21	2.250	1/4-20	0.980	0.610	0.120	3	1.750	Steel	Clear Zinc	400
KN5C07505S4--21	2.250	5/16-18	0.980	0.610	0.120	3	0.750	Steel	Clear Zinc	500
KN5C10005S4--21	2.250	5/16-18	0.980	0.610	0.120	3	1.000	Steel	Clear Zinc	500
KN5C15005S4--21	2.250	5/16-18	0.980	0.610	0.120	3	1.500	Steel	Clear Zinc	500
KN5C20005SA--21	2.250	5/16-18	0.980	1.000	0.470	3	2.000	Steel	Clear Zinc	350
KN5C40005SA--21	2.250	5/16-18	0.980	1.000	0.470	3	4.000	Steel	Clear Zinc	250
KN6C10005S4--21	2.250	3/8-16	0.980	0.610	0.120	3	1.000	Steel	Clear Zinc	450
KN6C10005SA--21	2.250	3/8-16	0.980	1.000	0.470	3	1.000	Steel	Clear Zinc	400
KN6C15005S4--21	2.250	3/8-16	0.980	0.610	0.120	3	1.500	Steel	Clear Zinc	400
KN6C40005SA--21	2.250	3/8-16	0.980	1.000	0.470	3	4.000	Steel	Clear Zinc	250
KN8C10005SA--21	2.250	1/2-13	0.980	1.000	0.470	3	1.000	Steel	Clear Zinc	130
KN8C15005SA--21	2.250	1/2-13	0.980	1.000	0.470	3	1.500	Steel	Clear Zinc	120
KN8C22005SA--21	2.250	1/2-13	0.980	1.000	0.470	3	2.200	Steel	Clear Zinc	100

****Other configurations, thread sizes, materials, and customizations available upon request.****

STAR CLAMPING KNOBS

R Series
Ergo Star Knobs

Style 1

Style 2

NEW

Specifications
- Knob Material: Polypropylene
- Insert Material: See Table
- Color: Black

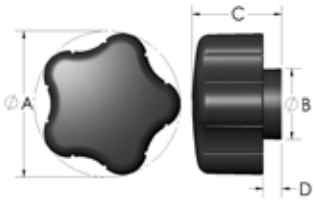

Features
- Economical design for light to heavy-duty securing and clamping applications
- Textured finish to help hide dirt and scratches in the field
- Impact resistant

Female Knobs

Item No.	A in	Thread Size	B in	C in	D in	Style	Thread Type	Insert Material	Plating Material	Bulk Pack Qty
KN4C----R2I--21	1.310	1/4-20	0.750	1.000	0.250	2	Free Spinning	Steel	Clear Zinc	350
KN5C----R2IB-22	1.310	5/16-18	0.750	1.000	0.250	1	Free Spinning	Steel	Yellow Zinc	225
KN5C----R3I--22	1.580	1/4-20	0.740	1.150	0.250	2	Free Spinning	Steel	Yellow Zinc	250
KN5C----R3IB-22	1.580	5/16-18	0.740	1.150	0.250	1	Free Spinning	Steel	Yellow Zinc	250
KN6C----R3IB-21	1.580	3/8-16	0.740	1.150	0.250	1	Free Spinning	Steel	Clear Zinc	350
KN6C----R5I--21	1.890	3/8-16	1.000	1.220	0.250	2	Free Spinning	Steel	Clear Zinc	200
KN6C----R5IB-21	1.890	3/8-16	1.000	1.220	0.250	1	Free Spinning	Steel	Clear Zinc	125
KN8C----R5IB-21	1.890	1/2-13	1.000	1.220	0.250	1	Free Spinning	Steel	Clear Zinc	500

****Other configurations, thread sizes, materials, and customizations available upon request.****

R Series
Soft Touch Ergo Star Knobs

Style 1

Style 3

NEW

Specifications
- Knob Material: TPE (Rubber) Overlay with Polypropylene Base
- Insert Material: See Table
- Color: Black

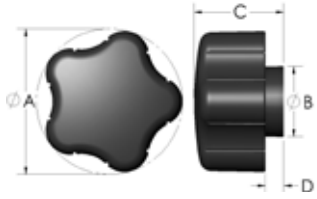

Features
- 5-Star Soft Touch Knobs provide maximum grip and comfort
- Economical design for light to heavy-duty securing and clamping applications
- Resistant to water and solvents
- Textured finish to help hide dirt and scratches in the field
- Impact resistant
- Polypropylene base provides stability and strength

Female Knobs

Item No.	A in	Thread Size	B in	C in	D in	Style	Thread Type	Insert Material	Plating Material	Bulk Pack Qty
KN4C----R3-BS21	1.570	1/4-20	0.740	1.150	0.250	1	Free Spinning	Steel	Clear Zinc	550
KN5C----R3SB-22	1.570	5/16-18	0.740	1.150	0.250	1	Free Spinning	Steel	Yellow Zinc	575
KN4C----R5SB-21	1.890	1/4-20	1.000	1.170	0.180	1	Free Spinning	Steel	Clear Zinc	300
KN5C----R5SB-22	1.890	5/16-18	1.000	1.170	0.180	1	Free Spinning	Steel	Yellow Zinc	300
KN6C----R5SB-21	1.890	3/8-16	1.000	1.170	0.180	1	Free Spinning	Steel	Clear Zinc	300
KN6C----R7SB-21	2.420	3/8-16	1.000	1.260	0.200	1	Free Spinning	Steel	Clear Zinc	200
KN8C----R7-BS21	2.420	1/2-13	1.000	1.260	0.200	1	Free Spinning	Steel	Clear Zinc	200

Male Knobs

Item No.	A in	Thread Size	B in	C in	D in	Style	Stud Length in	Insert Material	Plating Material	Bulk Pack Qty
KN4C0500R3--S21	1.570	1/4-20	0.740	1.150	0.250	3	0.500	Steel	Clear Zinc	440
KN4C0750R3--S21	1.570	1/4-20	0.740	1.150	0.250	3	0.750	Steel	Clear Zinc	350
KN4C1000R3--S21	1.570	1/4-20	0.740	1.150	0.250	3	1.000	Steel	Clear Zinc	384
KN5C1000R3--S21	1.570	5/16-18	0.740	1.150	0.250	3	1.000	Steel	Clear Zinc	384
KN4C1000R5--S21	1.890	1/4-20	1.000	1.170	0.180	3	1.000	Steel	Clear Zinc	150
KN5C1000R5--S21	1.890	5/16-18	1.000	1.170	0.180	3	1.000	Steel	Clear Zinc	200
KN5C1250R5--S21	1.890	5/16-18	1.000	1.170	0.180	3	1.250	Steel	Clear Zinc	200
KN5C1750R5--S21	1.890	5/16-18	1.000	1.170	0.180	3	1.750	Steel	Clear Zinc	171
KN5C2000R5--S21	1.890	5/16-18	1.000	1.170	0.180	3	2.000	Steel	Clear Zinc	200
KN5C2250R5--S21	1.890	5/16-18	1.000	1.170	0.180	3	2.250	Steel	Clear Zinc	200
KN6C0750R5--S21	1.890	3/8-16	1.000	1.170	0.180	3	0.750	Steel	Clear Zinc	200
KN6C1000R5--S21	1.890	3/8-16	1.000	1.170	0.180	3	1.000	Steel	Clear Zinc	200
KN6C1250R5--S21	1.890	3/8-16	1.000	1.170	0.180	3	1.250	Steel	Clear Zinc	210
KN6C2250R5--S21	1.890	3/8-16	1.000	1.170	0.180	3	2.250	Steel	Clear Zinc	170
KN6C1500R7--S21	2.420	3/8-16	1.000	1.260	0.200	3	1.500	Steel	Clear Zinc	135
KN6C3000R7--S21	2.420	3/8-16	1.000	1.260	0.200	3	3.000	Steel	Clear Zinc	144
KN8C1250R7--S21	2.420	1/2-13	1.000	1.260	0.180	3	1.250	Steel	Clear Zinc	144
KN8C1500R7--S21	2.420	3/8-16	1.000	1.260	0.200	3	1.500	Steel	Clear Zinc	144

****Other configurations, thread sizes, materials, and customizations available upon request.****

FLUTED CLAMPING KNOBS

F Series
Fluted Knobs

F2

F4

F6

NEW

Specifications
- Knob Material: Polypropylene
- Insert Material: See Table
- Color: Black

Features
- Designed with fluted perimeter for secure grip
- Economical design for light to heavy-duty securing and clamping applications
- Resistant to water and solvents
- Textured finish to help hide dirt and scratches in the field
- Impact resistant

Style 1

Style 2

Style 3

Female Knobs

Item No.	A in	Thread Size	B in	C in	D in	Style	Thread Type	Insert Material	Plating Material	Bulk Pack Qty
KN04----F2-L-21	1.375	10-24	0.980	0.530	0.170	2	Stop Nut	Steel	Clear Zinc	700
KN4C----F2---21	1.375	1/4-20	0.980	0.530	0.170	2	Free Spinning	Steel	Clear Zinc	700
KN4C----F2-B-21	1.375	1/4-20	0.980	0.530	0.170	1	Blind	Steel	Clear Zinc	700
KN4C----F2-L-21	1.375	1/4-20	0.980	0.530	0.170	2	Stop Nut	Steel	Clear Zinc	750
KN5C----F2---21	1.375	5/16-18	0.980	0.530	0.170	2	Free Spinning	Steel	Clear Zinc	700
KN5C----F2-B-21	1.375	5/16-18	0.980	0.530	0.170	1	Blind	Steel	Clear Zinc	700
KN4C----F4---21	1.750	1/4-20	1.230	0.860	0.280	2	Free Spinning	Steel	Clear Zinc	600
KN4C----F4-B-21	1.750	1/4-20	1.230	0.860	0.280	1	Blind	Steel	Clear Zinc	600
KN5C----F4---21	1.750	5/16-18	1.230	0.860	0.280	2	Free Spinning	Steel	Clear Zinc	600
KN5C----F4-B-22	1.750	5/16-18	1.230	0.860	0.280	1	Blind	Steel	Yellow Zinc	600
KN5C----F4-L-21	1.750	5/16-18	1.230	0.860	0.280	2	Stop Nut	Steel	Clear Zinc	600
KN6C----F4---21	1.750	3/8-16	1.230	0.860	0.280	2	Free Spinning	Steel	Clear Zinc	600
KN4C----F6---21	2.380	1/4-20	1.250	1.230	0.620	2	Free Spinning	Steel	Clear Zinc	250
KN4C----F6-B-21	2.380	1/4-20	1.250	1.230	0.620	1	Blind	Steel	Clear Zinc	250
KN4C----F6-L-21	2.380	1/4-20	1.250	1.230	0.620	2	Stop Nut	Steel	Clear Zinc	250
KN5C----F6---21	2.380	5/16-18	1.250	1.230	0.620	2	Free Spinning	Steel	Clear Zinc	250
KN5C----F6-B-22	2.380	5/16-18	1.250	1.230	0.620	1	Blind	Steel	Yellow Zinc	250
KN5C----F6-L-21	2.380	5/16-18	1.250	1.230	0.620	2	Stop Nut	Steel	Clear Zinc	250
KN6C----F6---21	2.380	3/8-16	1.250	1.230	0.620	2	Free Spinning	Steel	Clear Zinc	250
KN6C----F6-B-21	2.380	3/8-16	1.250	1.230	0.620	1	Blind	Steel	Clear Zinc	250
KN8C----F6---21	2.380	1/2-13	1.250	1.230	0.620	2	Free Spinning	Steel	Clear Zinc	250
KN8C----F6-B-21	2.380	1/2-13	1.250	1.230	0.620	1	Blind	Steel	Clear Zinc	250
KN8C----F6XBL21	2.380	1/2-13	1.250	1.230	0.620	1	Stop Nut	Steel	Clear Zinc	250

Male Knobs

Item No.	A in	Thread Size	B in	C in	D in	Style	Stud Length in	Insert Material	Plating Material	Bulk Pack Qty
KN041000F2---21	1.375	10-24	0.980	0.530	0.170	3	1.000	Steel	Clear Zinc	1200
KN4C0500F2---21	1.375	1/4-20	0.980	0.530	0.170	3	0.500	Steel	Clear Zinc	1300
KN4C0625F2---21	1.375	1/4-20	0.980	0.530	0.170	3	0.625	Steel	Clear Zinc	1300
KN4C0750F2---21	1.375	1/4-20	0.980	0.530	0.170	3	0.750	Steel	Clear Zinc	1200
KN4C1000F2---21	1.375	1/4-20	0.980	0.530	0.170	3	1.000	Steel	Clear Zinc	1200
KN4C2000F2---21	1.375	1/4-20	0.980	0.530	0.170	3	2.000	Steel	Clear Zinc	1100
KN4C4250F2---21	1.375	1/4-20	0.980	0.530	0.170	3	4.250	Steel	Clear Zinc	600
KN5C0750F2---21	1.375	5/16-18	0.980	0.530	0.170	3	0.750	Steel	Clear Zinc	550
KN5C4750F2---21	1.375	5/16-18	0.980	0.530	0.170	3	4.750	Steel	Clear Zinc	175
KN6C0875F2---21	1.375	3/8-16	0.980	0.530	0.170	3	0.875	Steel	Clear Zinc	550
KN4C0750F4---21	1.750	1/4-20	1.230	0.860	0.280	3	0.750	Steel	Clear Zinc	500
KN4C1000F4---21	1.750	1/4-20	1.230	0.860	0.280	3	1.000	Steel	Clear Zinc	500
KN4C1750F4---21	1.750	1/4-20	1.230	0.860	0.280	3	1.750	Steel	Clear Zinc	450
KN4C2000F4---21	1.750	1/4-20	1.230	0.860	0.280	3	2.000	Steel	Clear Zinc	500
KN5C0750F4---21	1.750	5/16-18	1.230	0.860	0.280	3	0.750	Steel	Clear Zinc	500
KN5C1000F4---21	1.750	5/16-18	1.230	0.860	0.280	3	1.000	Steel	Clear Zinc	500
KN5C1250F4---21	1.750	5/16-18	1.230	0.860	0.280	3	1.250	Steel	Clear Zinc	500
KN5C1500F4---21	1.750	5/16-18	1.230	0.860	0.280	3	1.500	Steel	Clear Zinc	500
KN5C1750F4---21	1.750	5/16-18	1.230	0.860	0.280	3	1.750	Steel	Clear Zinc	500
KN5C2000F4---21	1.750	5/16-18	1.230	0.860	0.280	3	2.000	Steel	Clear Zinc	450
KN6C0500F4---21	1.750	3/8-16	1.230	0.860	0.280	3	0.500	Steel	Clear Zinc	500
KN6C0750F4---21	1.750	3/8-16	1.230	0.860	0.280	3	0.750	Steel	Clear Zinc	500
KN6C1000F4---21	1.750	3/8-16	1.230	0.860	0.280	3	1.000	Steel	Clear Zinc	500
KN6C1250F4---21	1.750	3/8-16	1.230	0.860	0.280	3	1.250	Steel	Clear Zinc	450
KN6C1500F4---21	1.750	3/8-16	1.230	0.860	0.280	3	1.500	Steel	Clear Zinc	500
KN6C2250F4---21	1.750	3/8-16	1.230	0.860	0.280	3	2.250	Steel	Clear Zinc	170
KN6C2500F4---21	1.750	3/8-16	1.230	0.860	0.280	3	2.500	Steel	Clear Zinc	400
KN6C2875F4---21	1.750	3/8-16	1.230	0.860	0.280	3	2.870	Steel	Clear Zinc	150
KN4C0750F6---21	2.380	1/4-20	1.250	1.230	0.620	3	0.750	Steel	Clear Zinc	250
KN4C1000F6---21	2.380	1/4-20	1.250	1.230	0.620	3	1.000	Steel	Clear Zinc	250
KN4C1750F6---21	2.380	1/4-20	1.250	1.230	0.620	3	1.750	Steel	Clear Zinc	225
KN5C0500F6---21	2.380	5/16-18	1.250	1.230	0.620	3	0.500	Steel	Clear Zinc	250
KN5C0750F6---21	2.380	5/16-18	1.250	1.230	0.620	3	0.750	Steel	Clear Zinc	250
KN5C1000F6---21	2.380	5/16-18	1.250	1.230	0.620	3	1.000	Steel	Clear Zinc	250
KN5C1750F6---21	2.380	5/16-18	1.250	1.230	0.620	3	1.750	Steel	Clear Zinc	200
KN6C0500F6---21	2.380	3/8-16	1.250	1.230	0.620	3	0.500	Steel	Clear Zinc	250
KN6C1000F6---21	2.380	3/8-16	1.250	1.230	0.620	3	1.000	Steel	Clear Zinc	250
KN6C1500F6---21	2.380	3/8-16	1.250	1.230	0.620	3	1.500	Steel	Clear Zinc	225
KN6C2000F6---21	2.380	3/8-16	1.250	1.230	0.620	3	2.000	Steel	Clear Zinc	200
KN6C2250F6---21	2.380	3/8-16	1.250	1.230	0.620	3	2.250	Steel	Clear Zinc	200
KN6C2500F6---21	2.380	3/8-16	1.250	1.230	0.620	3	2.500	Steel	Clear Zinc	200
KN8C0500F6---21	2.380	1/2-13	1.250	1.230	0.620	3	0.500	Steel	Clear Zinc	250
KN8C1250F6---21	2.380	1/2-13	1.250	1.230	0.620	3	1.250	Steel	Clear Zinc	200
KN8C1500F6---21	2.380	1/2-13	1.250	1.230	0.620	3	1.500	Steel	Clear Zinc	200
KN8C2000F6---21	2.380	1/2-13	1.250	1.230	0.620	3	2.000	Steel	Clear Zinc	200
KN8C4000F6---21	2.380	1/2-13	1.250	1.230	0.620	3	4.000	Steel	Clear Zinc	150

****Other configurations, thread sizes, materials, and customizations available upon request.****

FLUTED CLAMPING KNOBS

F Series
Soft Touch Fluted Knobs

Style 1

Style 2

Style 3

NEW

Specifications
- Knob Material: TPE (Rubber) Overlay with Polypropylene Base
- Insert Material: See Table
- Color: Black

Features
- Designed with fluted perimeter for secure grip
- Economical design for light to heavy duty securing and clamping applications
- Resistant to water and solvents
- Textured finish to help hide dirt and scratches in the field
- Impact resistant

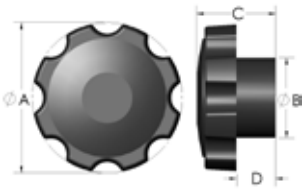

Female Knobs

Item No.	A in	Thread Size	B in	C in	D in	Style	Thread Type	Insert Material	Plating Material	Bulk Pack Qty
KN5C----F7S--21	2.500	5/16-18	1.250	1.290	0.570	2	Free Spinning	Steel	Clear Zinc	200
KN5C----F7SB-22	2.500	5/16-18	1.250	1.290	0.570	1	Blind	Steel	Yellow Zinc	200
KN5C----F7SBS22	2.500	5/16-18	1.250	1.290	0.570	1	Blind	Steel	Yellow Zinc	200
KN6C----F7S--21	2.500	3/8-16	1.250	1.290	0.570	2	Free Spinning	Steel	Clear Zinc	200
KN6C----F7SB-21	2.500	3/8-16	1.250	1.290	0.570	1	Blind	Steel	Clear Zinc	200
KN8C----F7S--21	2.500	1/2-13	1.250	1.290	0.570	2	Free Spinning	Steel	Clear Zinc	200
KN8C----F7SBL21	2.500	1/2-13	1.250	1.290	0.570	1	Stop Nut	Steel	Clear Zinc	200

Male Knobs

Item No.	A in	Thread Size	B in	C in	D in	Style	Stud Length in	Insert Material	Plating Material	Bulk Pack Qty
KN5C1750F7S--21	2.500	5/16-18	1.250	1.290	0.570	3	1.750	Steel	Clear Zinc	150
KN5C2000F7S--21	2.500	5/16-18	1.250	1.290	0.570	3	2.000	Steel	Clear Zinc	150
KN6C1500F7S-S21	2.500	3/8-16	1.250	1.290	0.570	3	1.500	Steel	Clear Zinc	120
KN6C2000F7S--21	2.500	3/8-16	1.250	1.290	0.570	3	2.000	Steel	Clear Zinc	150
KN8C1000F7S--21	2.500	1/2-13	1.250	1.290	0.570	3	1.000	Steel	Clear Zinc	150
KN8C1500F7S--21	2.500	1/2-13	1.250	1.290	0.570	3	1.500	Steel	Clear Zinc	150

****Other configurations, thread sizes, materials, and customizations available upon request.****

KNS Series
Fluted Clamping Knobs

Female

Male

Specifications:
- Knob Material: Polypropylene
- Insert Material: Zinc Plated Steel
- Color: Black

Features:
- 6-Lobed Knobs provide maximum grip and comfort
- Economical design for light-duty securing and clamping applications
- Resistant to water and solvents

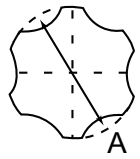

Female Knobs

Item No.	A in	A mm	Thread Size	Bulk Pack Qty
KNS1400A	1.575	40.0	5/16 - 18	250
KNS1500A	2.362	60.0	5/16 - 18	250

Male Knobs

Item No.	A in	A mm	Thread Size	Stud Length in	Stud Length mm	Bulk Pack Qty
KNS3000A	1.575	40.0	1/4 - 20	0.750	19.1	250
KNS3100A	1.575	40.0	1/4 - 20	1.375	34.9	250
KNS3200A	1.575	40.0	5/16 - 18	0.750	19.1	250
KNS3300A	1.575	40.0	5/16 - 18	0.500	12.7	250
KNS3400A	1.575	40.0	5/16 - 18	1.000	25.4	250
KNS3500A	1.575	40.0	5/16 - 18	1.500	38.1	250
KNS3600A	2.362	60.0	5/16 - 18	0.750	19.1	250
KNS3700A	2.362	60.0	5/16 - 18	1.500	38.1	250

T HANDLE CLAMPING KNOBS

T Series
T-Knobs

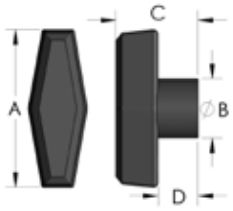

NEW

Specifications
- Knob Material: See Table
- Insert Material: See Table
- Color: Black

Features
- T-Knobs provide maximum grip and comfort
- Resistant to water and solvents
- Impact resistant

Female Knobs

Item No.	A in	Thread Size	B in	C in	D in	Style	Thread Type	Insert Material	Plating Material	Knob Material	Bulk Pack Qty
KN04----T1A--21	1.160	10-24	0.500	0.940	0.390	2	Free Spinning	Steel	Clear Zinc	Polypropylene	3500
KN04----T1AB-90	1.160	10-24	0.500	0.670	0.120	1	Blind	Brass	Plain	Polypropylene	3500
KN4C----T1---21	1.160	1/4-20	0.500	0.940	0.390	2	Free Spinning	Steel	Clear Zinc	Polypropylene	1300
KN4C----T1A--21	1.160	1/4-20	0.500	0.670	0.120	2	Free Spinning	Steel	Clear Zinc	Polypropylene	3500
KN4C----T1AB-21	1.160	1/4-20	0.500	0.670	0.120	1	Blind	Steel	Clear Zinc	Polypropylene	2000
KN4C----T1-B-21	1.160	1/4-20	0.500	0.940	0.390	1	Blind	Steel	Clear Zinc	Polypropylene	1300
KN4C----T1D-N--	1.160	1/4-20	0.480	0.980	0.420	2	Molded Plastic Threads	Molded Plastic	-	Nylon	3500
KN5C----T1---22	1.160	5/16-18	0.500	0.940	0.390	2	Free Spinning	Steel	Yellow Zinc	Polypropylene	1300
KN5C----T1--L22	1.160	5/16-18	0.500	0.940	0.390	2	Stop Nut	Steel	Yellow Zinc	Polypropylene	1300
KN4C----T5---21	2.000	1/4-20	0.750	1.040	0.490	2	Free Spinning	Steel	Clear Zinc	Polypropylene	1200
KN4C----T5-B-21	2.000	1/4-20	0.750	1.040	0.490	1	Blind	Steel	Clear Zinc	Polypropylene	550
KN4C----T5-LN21	2.000	1/4-20	0.750	1.040	0.490	2	Stop Nut	Steel	Clear Zinc	Nylon	1200
KN5C----T5---21	2.000	5/16-18	0.750	1.040	0.490	2	Free Spinning	Steel	Clear Zinc	Polypropylene	1200
KN5C----T5-B-22	2.000	5/16-18	0.750	1.040	0.490	1	Blind	Steel	Yellow Zinc	Polypropylene	1200
KN5C----T5-LN21	2.000	5/16-18	0.750	1.040	0.490	2	Stop Nut	Steel	Clear Zinc	Nylon	1200
KN6C----T5---21	2.000	3/8-16	0.750	1.040	0.490	2	Free Spinning	Steel	Clear Zinc	Polypropylene	1200
KN6C----T5-B-21	2.000	3/8-16	0.750	1.040	0.490	1	Blind	Steel	Clear Zinc	Polypropylene	1200
KN6C----T5-L-21	2.000	3/8-16	0.750	1.040	0.490	2	Stop Nut	Steel	Clear Zinc	Polypropylene	1200
KN4C----T7---21	2.500	1/4-20	0.750	1.110	0.460	2	Free Spinning	Steel	Clear Zinc	Polypropylene	800
KN5C----T7---21	2.500	5/16-18	0.750	1.110	0.460	2	Free Spinning	Steel	Clear Zinc	Polypropylene	800
KN5C----T7-B-22	2.500	5/16-18	0.750	1.110	0.460	1	Blind	Steel	Yellow Zinc	Polypropylene	800
KN4C----T7---21	2.500	1/4-20	0.750	1.110	0.460	2	Free Spinning	Steel	Clear Zinc	Polypropylene	800
KN5C----T7-LN21	2.500	5/16-18	0.750	1.110	0.460	2	Stop Nut	Steel	Clear Zinc	Nylon	800
KN6C----T7---21	2.500	3/8-16	0.750	1.110	0.460	2	Free Spinning	Steel	Clear Zinc	Polypropylene	800
KN6C----T7-B-21	2.500	3/8-16	0.750	1.110	0.460	1	Blind	Steel	Clear Zinc	Polypropylene	800
KN6C----T9-B-21	3.500	3/8-16	0.970	1.130	0.270	1	Blind	Steel	Clear Zinc	Polypropylene	400
KN8C----T9-BN21	3.500	1/2-13	0.970	1.130	0.270	1	Blind	Steel	Clear Zinc	Nylon	400

Male Knobs

Item No.	A in	Thread Size	B in	C in	D in	Style	Stud Length in	Insert Material	Plating Material	Knob Material	Bulk Pack Qty
KN020500T1---21	1.120	10-32	0.500	0.940	0.390	3	0.500	Steel	Clear Zinc	Polypropylene	1300
KN040500T1---21	1.120	10-24	0.500	0.940	0.390	3	0.500	Steel	Clear Zinc	Polypropylene	1000
KN040750T1---21	1.120	10-24	0.500	0.940	0.390	3	0.750	Steel	Clear Zinc	Polypropylene	1000
KN4C0500T1---21	1.120	1/4-20	0.500	0.940	0.390	3	0.500	Steel	Clear Zinc	Polypropylene	1200
KN4C0750T1---21	1.120	1/4-20	0.500	0.940	0.390	3	0.750	Steel	Clear Zinc	Polypropylene	1000
KN4C1000T1---21	1.120	1/4-20	0.500	0.940	0.390	3	1.000	Steel	Clear Zinc	Polypropylene	1000
KN4C0500T1A--21	1.120	1/4-20	0.500	0.670	0.120	3	0.500	Steel	Clear Zinc	Polypropylene	1200
KN4C0750T5---21	2.000	1/4-20	0.750	1.040	0.490	3	0.750	Steel	Clear Zinc	Polypropylene	1000
KN4C1000T5---21	2.000	1/4-20	0.750	1.040	0.490	3	1.000	Steel	Clear Zinc	Polypropylene	1000
KN4C1500T5---21	2.000	1/4-20	0.750	1.040	0.490	3	1.500	Steel	Clear Zinc	Polypropylene	850
KN4C2000T5---21	2.000	1/4-20	0.750	1.040	0.490	3	2.000	Steel	Clear Zinc	Polypropylene	800
KN5C0750T5---21	2.000	5/16-18	0.750	1.040	0.490	3	0.750	Steel	Clear Zinc	Polypropylene	400
KN5C1000T5---21	2.000	5/16-18	0.750	1.040	0.490	3	1.000	Steel	Clear Zinc	Polypropylene	400
KN5C1500T5---21	2.000	5/16-18	0.750	1.040	0.490	3	1.500	Steel	Clear Zinc	Polypropylene	600
KN5C2000T5---21	2.000	5/16-18	0.750	1.040	0.490	3	2.000	Steel	Clear Zinc	Polypropylene	500
KN6C1000T5---21	2.000	3/8-16	0.750	1.040	0.490	3	1.000	Steel	Clear Zinc	Polypropylene	350
KN6C1500T5---21	2.000	3/8-16	0.750	1.040	0.490	3	1.500	Steel	Clear Zinc	Polypropylene	400
KN5C1250T7---21	2.500	5/16-18	0.750	1.110	0.460	3	1.250	Steel	Clear Zinc	Polypropylene	700
KN5C2000T7---21	2.500	5/16-18	0.750	1.110	0.460	3	2.000	Steel	Clear Zinc	Polypropylene	550
KN6C0750T7---21	2.500	3/8-16	0.750	1.110	0.460	3	0.750	Steel	Clear Zinc	Polypropylene	600

****Other configurations, thread sizes, materials, and customizations available upon request.****

T HANDLE CLAMPING KNOBS

TR Series
Rounded T-Knobs

Style 1

Style 3

NEW

Specifications
- Knob Material: Polypropylene
- Insert Material: Steel - Clear Zinc
- Color: Black

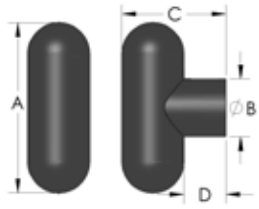

Features
- Economical design for light to heavy-duty securing and clamping applications
- Resistant to water and solvents
- Textured finish to help hide dirt and scratches in the field
- Impact resistant

Female Knobs

Item No.	A in	Thread Size	B in	C in	D in	Style	Thread Type	Insert Material	Plating Material	Bulk Pack Qty
KN4C----TR6--21	2.250	1/4-20	0.770	1.410	0.570	1	Blind	Steel	Clear Zinc	600
KN5C----TR6--22	2.250	5/16-18	0.770	1.410	0.570	1	Blind	Steel	Clear Zinc	600
KN6C----TR6--21	2.250	3/8-16	0.770	1.410	0.570	1	Blind	Steel	Clear Zinc	600

Male Knobs

Item No.	A in	Thread Size	B in	C in	D in	Style	Stud Length in	Insert Material	Plating Material	Bulk Pack Qty
KN5C0750TR6--21	2.250	5/16-18	0.770	1.410	0.570	3	0.750	Steel	Clear Zinc	500
KN6C0500TR6--21	2.250	3/8-16	0.770	1.410	0.570	3	0.500	Steel	Clear Zinc	300
KN6C1000TR6--21	2.250	3/8-16	0.770	1.410	0.570	3	1.000	Steel	Clear Zinc	225

****Other configurations, thread sizes, materials, and customizations available upon request.****

TM Series
Mini T-Knobs

NEW

Specifications
- Knob Material: Nylon
- Insert Material: Stainless Steel
- Color: Black

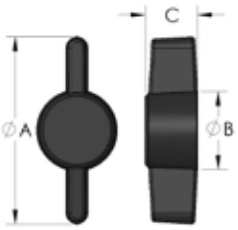

Features
- Economical design for light duty securing and clamping applications
- Resistant to water and solvents
- Small diameter ideal for tight clearance spaces
- Impact resistant

Male Knobs

Item No.	A in	Thread Size	B in	C in	Style Number	Stud Length in	Insert Material	Plating Material	Bulk Pack Qty
KN020875T2--N70	1.250	10-32	0.540	0.350	Style 3	0.870	Stainless Steel	Plain	2000
KN021125T2--N70	1.250	10-32	0.540	0.350	Style 3	1.120	Stainless Steel	Plain	2000

****Other configurations, thread sizes, materials, and customizations available upon request.****

TH Series
Hurricane T-Knobs

NEW

Style 2

Style 3

Specifications
- Knob Material: Polypropylene
- Insert Material: See Table
- Color: Black



Features
- Economical design for light duty securing and clamping applications
- Resistant to water and solvents
- Small diameter ideal for tight clearance spaces
- Impact resistant

Female Knobs

Item No.	A in	Thread Size	B in	C in	D in	Style	Type	Insert Material	Plating Material	Bulk Pack Qty
KN5C----TH1--22	1.260	5/16-18	0.630	0.830	0.200	2	Free Spinning	Steel	Yellow Zinc	1200

Male Knobs

Item No.	A in	Thread Size	B in	C in	D in	Style	Stud Length in	Insert Material	Plating Material	Bulk Pack Qty
KN042000TH1--21	1.260	10-24	0.630	0.830	0.200	3	2.000	Steel	Clear Zinc	800
KN4C1250TH1--21	1.260	1/4-20	0.630	0.830	0.200	3	1.250	Steel	Clear Zinc	1200

****Other configurations, thread sizes, materials, and customizations available upon request.****

TW Series
T-Wing Knobs

NEW

Specifications
- Knob Material: See Table
- Insert Material: Steel - Clear Zinc
- Color: Black

Features
- T-Knobs provide maximum grip and comfort
- Economical design for light to heavy duty securing and clamping applications
- Resistant to water and solvents
- Textured finish to help hide dirt and scratches in the field
- Impact resistant

Female Knobs

Item No.	A in	Thread Size	B in	C in	D in	Thread Type	Knob Material	Bulk Pack Qty
KN5C----TW7--21	2.500	5/16-18	0.860	1.100	0.370	Free Spinning	Polypropylene	950
KN5C----TW7LX21	2.500	5/16-18	0.860	1.100	0.370	Stop Nut	20% Talc Filled PP	950

****Other configurations, thread sizes, materials, and customizations available upon request.****

BALL KNOBS

B Series
Ball Knobs

NEW



Specifications
- Knob Material: Polypropylene
- Insert Material: See Table
- Color: Black

Features
- Textured finish to help hide dirt and scratches in the field
- Resistant to water and solvents
- Impact resistant

Female Knobs

Item No.	A in	Thread Size	B in	C in	Thread Type	Insert Material	Plating Material	Bulk Pack Qty
KN02----B0---90	0.750	10-32	0.370	0.700	Blind	Brass	Plain	1000
KN4C----B0-L-21	0.750	1/4-20	0.370	0.700	Stop Nut	Steel	Clear Zinc	2000
KN82----B0---22	0.750	8-32	0.370	0.700	Blind	Steel	Yellow Zinc	2000
KN04----B1-L-21	1.000	10-24	0.620	0.880	Stop Nut	Steel	Clear Zinc	800
KN4C----B1-L-21	1.000	1/4-20	0.620	0.880	Stop Nut	Steel	Clear Zinc	900
KN5C----B1-L-21	1.000	5/16-18	0.620	0.880	Stop Nut	Steel	Clear Zinc	900
KN6C----B1-L-21	1.000	3/8-16	0.620	0.880	Stop Nut	Steel	Clear Zinc	800
KN04----B2-L-21	1.250	10-24	0.620	1.150	Stop Nut	Steel	Clear Zinc	450
KN4C----B2---21	1.250	1/4-20	0.620	1.150	Blind	Steel	Yellow Zinc	450
KN5C----B2---22	1.250	5/16-18	0.620	1.150	Blind	Steel	Yellow Zinc	450
KN5C----B2-L-21	1.250	5/16-18	0.620	1.150	Stop Nut	Steel	Clear Zinc	450
KN6C----B2---21	1.250	3/8-16	0.620	1.150	Blind	Steel	Clear Zinc	450
KNM10---B2---21	1.250	M10x1.5	0.620	1.150	Blind	Steel	Clear Zinc	450
KNM6----B2---22	1.250	M6x1.0	0.620	1.150	Blind	Steel	Yellow Zinc	450
KNM8----B2---21	1.250	M8x1.25	0.620	1.150	Blind	Steel	Clear Zinc	450
KN4C----B3---21	1.380	1/4-20	0.750	1.280	Blind	Steel	Clear Zinc	300
KN5C----B3---22	1.380	5/16-18	0.750	1.280	Blind	Steel	Yellow Zinc	300
KN6C----B3---21	1.380	3/8-16	0.750	1.280	Blind	Steel	Clear Zinc	300
KN8C----B3-L-21	1.380	1/2-13	0.750	1.280	Stop Nut	Steel	Clear Zinc	300
KNM10---B3---21	1.380	M10x1.5	0.750	1.280	Blind	Steel	Clear Zinc	300
KNM6----B3---22	1.380	M6x1.0	0.750	1.280	Blind	Steel	Yellow Zinc	300
KNM8----B3---21	1.380	M8x1.25	0.750	1.280	Blind	Steel	Clear Zinc	300
KN4C----B4---21	1.470	1/4-20	0.750	1.400	Blind	Steel	Clear Zinc	250
KN5C----B4---22	1.470	5/16-18	0.750	1.400	Blind	Steel	Yellow Zinc	250
KN6C----B4---21	1.470	3/8-16	0.750	1.400	Blind	Steel	Clear Zinc	250
KN6C----B4-L-21	1.470	3/8-16	0.750	1.400	Stop Nut	Steel	Clear Zinc	250
KN8C----B4-L-21	1.470	1/2-13	0.750	1.400	Stop Nut	Steel	Clear Zinc	250
KNM10----B4L-21	1.470	M10x1.5	0.750	1.400	Stop Nut	Steel	Clear Zinc	250
KNM6----B4---22	1.470	M6x1.0	0.750	1.400	Blind	Steel	Yellow Zinc	250
KNM8----B4---21	1.470	M8x1.25	0.750	1.400	Blind	Steel	Clear Zinc	250
KN1C----B5-L-21	1.610	5/8-11	0.750	1.520	Stop Nut	Steel	Clear Zinc	200
KN4C----B5---21	1.610	1/4-20	0.750	1.520	Blind	Steel	Clear Zinc	200
KN5C----B5---22	1.610	5/16-18	0.750	1.520	Blind	Steel	Yellow Zinc	200
KN6C----B5-L-21	1.610	3/8-16	0.750	1.520	Stop Nut	Steel	Clear Zinc	200
KN8C----B5-L-21	1.610	1/2-13	0.750	1.520	Stop Nut	Steel	Clear Zinc	200
KNM10---B5---21	1.610	M10x1.5	0.750	1.520	Blind	Steel	Clear Zinc	200
KNM6----B5---22	1.610	M6x1.0	0.750	1.520	Blind	Steel	Yellow Zinc	200
KNM8----B5---21	1.610	M8x1.25	0.750	1.520	Blind	Steel	Clear Zinc	200
KN1C----B7-L-21	1.880	5/8-11	1.000	1.750	Stop Nut	Steel	Clear Zinc	125
KN4C----B7---21	1.880	1/4-20	1.000	1.750	Blind	Steel	Clear Zinc	125
KN5C----B7---22	1.880	5/16-18	1.000	1.750	Blind	Steel	Yellow Zinc	125
KN6C----B7---21	1.880	3/8-16	1.000	1.750	Blind	Steel	Clear Zinc	125
KN8C----B7-L-21	1.880	1/2-13	1.000	1.750	Stop Nut	Steel	Clear Zinc	125
KNM10---B7---21	1.880	M10x1.5	1.000	1.750	Blind	Steel	Clear Zinc	125
KNM6----B7---22	1.880	M6x1.0	1.000	1.750	Blind	Steel	Yellow Zinc	125
KNM8----B7---21	1.880	M8x1.25	1.000	1.750	Blind	Steel	Clear Zinc	125

****Other configurations, thread sizes, materials, and customizations available upon request.****

3" to 59"
CABLE TIES
Millions In Stock Ready for Same Day Shipping
Call or e-mail to request FREE samples!

B Series
Soft Touch Ball Knobs

NEW

Specifications
- Knob Material: TPE (Rubber) Overlay with Polypropylene Base
- Insert Material: See Table
- Color: Black

Features
- Soft Touch TPE Overmold provides a comfortable grip
- Impact resistant
- Polypropylene base provides stability and strength



Female Knobs

Item No.	A in	Thread Size	B in	C in	Thread Type	Insert Material	Plating Material	Bulk Pack Qty
KN04----B1S--90	1.000	10-24	0.620	0.880	Blind	Brass	Plain	800
KN4C----B1SL-21	1.000	1/4-20	0.620	0.880	Stop Nut	Steel	Clear Zinc	900
KN82----B1S--22	1.000	8-32	0.620	0.880	Blind	Steel	Yellow Zinc	800
KN04----B2SL-21	1.250	10-24	0.620	1.150	Stop Nut	Steel	Clear Zinc	400
KN4C----B2S--21	1.250	1/4-20	0.620	1.150	Blind	Steel	Clear Zinc	400
KN5C----B2S--22	1.250	5/16-18	0.620	1.150	Blind	Steel	Yellow Zinc	400
KN6C----B2S--21	1.250	3/8-16	0.620	1.150	Blind	Steel	Clear Zinc	400
KN4C----B3S--21	1.380	1/4-20	0.750	1.280	Blind	Steel	Clear Zinc	250
KN5C----B3S--22	1.380	5/16-18	0.750	1.280	Blind	Steel	Yellow Zinc	300
KN6C----B3S--21	1.380	3/8-16	0.750	1.280	Blind	Steel	Clear Zinc	300
KN8C----B3S--21	1.380	1/2-13	0.750	1.280	Blind	Steel	Clear Zinc	250
KN4C----B4S--21	1.470	1/4-20	0.750	1.400	Blind	Steel	Clear Zinc	200
KN5C----B4S--22	1.470	5/16-18	0.750	1.400	Blind	Steel	Yellow Zinc	250
KN6C----B4S--21	1.470	3/8-16	0.750	1.400	Blind	Steel	Clear Zinc	200
KN8C----B4SL-21	1.470	1/2-13	0.750	1.400	Stop Nut	Steel	Clear Zinc	200
KN5C----B5S--22	1.610	5/16-18	0.750	1.520	Blind	Steel	Yellow Zinc	200
KN6C----B5S--21	1.610	3/8-16	0.750	1.520	Blind	Steel	Clear Zinc	150
KN8C----B5SL-21	1.610	1/2-13	0.750	1.520	Stop Nut	Steel	Clear Zinc	200
KN1C----B7SL-21	1.880	5/8-11	1.000	1.750	Stop Nut	Steel	Clear Zinc	115
KN6C----B7SL-21	1.880	3/8-16	1.000	1.750	Stop Nut	Steel	Clear Zinc	115
KN8C----B7SL-21	1.880	1/2-13	1.000	1.750	Stop Nut	Steel	Clear Zinc	115

B Series
Universal Ball Knobs

NEW

Specifications
- Knob Material: See Table
- Insert Material: N/A
- Color: Black; *Exception KN6X-8X-B5--R-- is Red*

Features
- Self-Tapping / Self-Threading / Cut their own threads
- Accepts Inch / Metric / Coarse / Fine threads
- When threading into the smaller diameter shaft, the stud length needs to exceed the larger diameter shaft length
- Impact resistant
- Vibration resistant

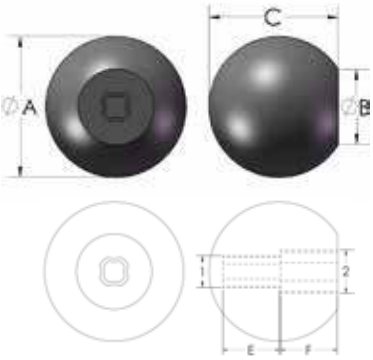

Female Knobs

Item No.	A in	Accepts Thread Diameters 1	2	B in	C in	E in	F in	Thread Type	Knob Material	Bulk Pack Qty
KN4X-5X-B3-----	1.380	1/4, M6	5/15, M8	0.750	1.280	0.500	0.500	Self Tapping	Polypropylene	300
KN4X-5X-B4--S--	1.500	1/4, M6	5/15, M8	0.750	1.380	0.550	0.550	Self Tapping	TPE - Soft Touch	200
KN5X-6X-B4-----	1.500	5/16, M8	3/8, M10	0.750	1.380	0.630	0.630	Self Tapping	Polypropylene	250
KN5X-6X-B5--S--	1.630	5/16, M8	3/8, M10	0.750	1.500	0.550	0.630	Self Tapping	TPE - Soft Touch	200
KN6X-8X-B5-----	1.630	3/8, M10	1/2, M12	0.750	1.500	0.630	0.630	Self Tapping	Polypropylene	200
KN6X-8X-B5--R--	1.630	3/8, M10	1/2, M12	0.750	1.500	0.630	0.630	Self Tapping	Red Polypropylene	200
KN6X-8X-B7--S--	1.880	3/8, M10	1/2, M12	1.000	1.750	0.630	0.630	Self Tapping	TPE - Soft Touch	125
KN8X-1X-B7-----	1.880	1/2, M12	5/8	1.000	1.750	0.630	0.630	Self Tapping	Polypropylene	125
KN8X-1X-B7--S--	1.880	1/2, M12	5/8	1.000	1.750	0.630	0.630	Self Tapping	TPE - Soft Touch	100

****Other configurations, thread sizes, materials, and customizations available upon request.****

TAPERED KNOBS

S Series
Shift Knobs

Specifications
- Knob Material: Polypropylene
- Insert Material: See Table
- Color: Black

Features
- Shift Knobs provide maximum grip and comfort
- Resistant to water and solvents
- Textured finish to help hide dirt and scratches in the field
- Impact resistant

SD S3 / S5

NEW

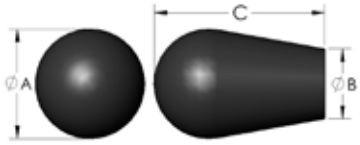

Female Knobs

Item No.	A in	Thread Size	B in	C in	Thread Type	Insert Material	Plating Material	Bulk Pack Qty
KN6C----SD---21	1.125	3/8-16	0.560	1.440	Blind	Steel	Clear Zinc	500
KN02----S3-L-21	1.380	10-32	0.920	2.000	Stop Nut	Steel	Clear Zinc	600
KN4C----S3---21	1.380	1/4-20	0.920	2.000	Blind	Steel	Clear Zinc	400
KN5C----S3---22	1.380	5/16-18	0.920	2.000	Blind	Steel	Yellow Zinc	550
KN6C----S3---21	1.380	3/8-16	0.920	2.000	Blind	Steel	Clear Zinc	250
KN6C----S3XL-21	1.380	3/8-16	0.920	2.000	Stop Nut	Steel	Clear Zinc	500
KN8C----S3-L-21	1.380	1/2-13	0.920	2.000	Stop Nut	Steel	Clear Zinc	500
KN6C----S5---21	1.630	3/8-16	1.000	2.420	Blind	Steel	Clear Zinc	125
KN6C----S5-----	1.630	3/8-16	1.000	2.420	Molded Plastic Threads	Molded Plastic	–	125
KN8C----S5---21	1.630	1/2-13	1.000	2.420	Blind	Steel	Clear Zinc	115

****Other configurations, thread sizes, materials, and customizations available upon request.****

S Series
Soft Touch Shift Knobs

Specifications
- Knob Material: TPE (Rubber) Overlay with Polypropylene Base
- Insert Material: See Table
- Color: Black

Features
- Shift Knobs provide maximum grip and comfort
- Resistant to water and solvents
- Textured finish to help hide dirt and scratches in the field
- Impact resistant

S3 / S5

NEW

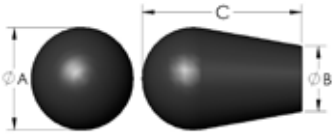

Female Knobs

Item No.	A in	Thread Size	B in	C in	Thread Type	Insert Material	Plating Material	Bulk Pack Qty
KN4C----S3--S21	1.380	1/4-20	0.920	2.000	Blind	Steel	Clear Zinc	150
KN5C----S3--S22	1.380	5/16-18	0.920	2.000	Blind	Steel	Yellow Zinc	150
KN6C----S3--S--	1.380	3/8-16	0.920	2.000	Molded Plastic Threads	Molded Plastic	-	200
KN6C----S5--S21	1.630	3/8-16	1.000	2.420	Blind	Steel	Clear Zinc	115
KN8C----S5-LS21	1.630	1/2-13	1.000	2.420	Stop Nut	Steel	Clear Zinc	125

****Other configurations, thread sizes, materials, and customizations available upon request.****

LT Series
Long Tapered Knobs

Specifications
- Knob Material: Polypropylene
- Insert Material: See Table
- Color: Black

Features
- Economical design for light to medium duty securing and clamping applications
- Resistant to water and solvents
- Textured finish to help hide dirt and scratches in the field
- Impact resistant

L2

NEW

Female Knobs

Item No.	A in	Thread Size	B in	C in	Thread Type	Insert Material	Plating Material	Bulk Pack Qty
KN4C----L2---21	1.110	1/4-20	0.760	3.850	Blind	Steel	Clear Zinc	140
KN5C----L2---22	1.110	5/16-18	0.760	3.850	Blind	Steel	Yellow Zinc	140
KN6C----L2---21	1.110	3/8-16	0.760	3.850	Blind	Steel	Clear Zinc	140
KN8C----L2---21	1.110	1/2-13	0.760	3.850	Blind	Steel	Clear Zinc	140

****Other configurations, thread sizes, materials, and customizations available upon request.****

S Series
Universal Shift Knobs

S3 / S5

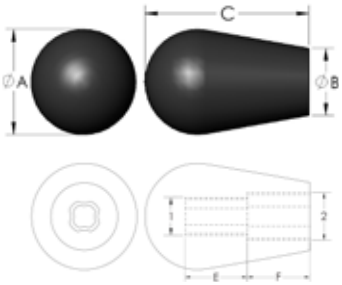

Specifications
- Knob Material: See Table
- Insert Material: See Table

Features
- Self-Tapping / Self-Threading / Cut their own threads
- Accepts Inch / Metric / Coarse / Fine threads
- When threading into the smaller diameter shaft, the stud length needs to exceed the larger diameter shaft length
- Impact Resistant
- Vibration Resistant

Female Knobs

Item No.	A	Accepts Thread Diameters		B	C	E	F	Thread Type	Knob Material	Bulk Pack Qty
	in	1	2	in	in	in	in			
KN4X-5X-S3-----	1.380	1/4, M6	5/16, M8	0.920	2.000	0.630	0.630	Self Tapping	Polypropylene	230
KN4X-5X-S3--S--	1.380	1/4, M6	5/16, M8	0.920	2.000	0.550	0.550	Self Tapping	TPE - Soft Touch	150
KN6X-8X-S3-----	1.380	3/8, M10	1/2, M12	0.920	2.000	0.720	0.720	Self Tapping	Polypropylene	230
KN6X-8X-S3--S--	1.380	3/8, M10	1/2, M12	0.920	2.000	0.500	0.500	Self Tapping	TPE - Soft Touch	150
KN6X-8X-S5-----	1.630	3/8, M10	1/2, M12	1.000	2.420	0.630	0.630	Self Tapping	Polypropylene	125
KN6X-8X-S5--S--	1.630	3/8, M10	1/2, M12	1.000	2.420	0.750	0.880	Self Tapping	TPE - Soft Touch	125

****Other configurations, thread sizes, materials, and customizations available upon request.****

S Series
Press-Fit Suction Shift Knobs

S3 / S5

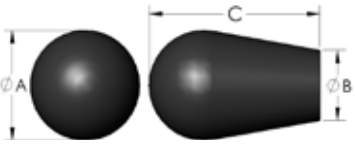

Specifications
- Knob Material: TPE (Rubber)
- Insert Material: See Table
- Color: Black

Features
- Smooth unthreaded hole w/ suction grip
- Reduces installation time
- Soft Touch Knobs provide maximum grip and comfort
- Textured finish to help hide dirt and scratches in the field

Female Knobs

Item No.	A	Accepts Unthreaded Shafts	B	C	Thread Type	Knob Material	Bulk Pack Qty
	in		in	in			
KN6X--PFS3--S--	1.380	3/8	0.920	2.000	Suction Grip / Smooth Hole	TPE - Soft Touch	200
KN6X--PFS5--S--	1.630	3/8	1.000	2.420	Suction Grip / Smooth Hole	TPE - Soft Touch	125
KN8X--PFS5--S--	1.630	1/2	1.000	2.420	Suction Grip / Smooth Hole	TPE - Soft Touch	125

****Other configurations, thread sizes, materials, and customizations available upon request.****

Our expertise ranges across multiple industries, supported by outstanding customer service. We can reduce your lead times, and provide custom solutions to help you achieve your business goals.

INDUSTRIES

Lawn & Garden
Construction & Agriculture
Fitness
Marine
Industrial Manufacturing
Lighting
HVAC
Medical
Science & Laboratory
Audio & Visual
Packaging
Sporting Goods

PUSH-PULL KNOBS

K Series
Knurled / Round Thumbscrew Knobs

K1

K3

K6

K7

NEW

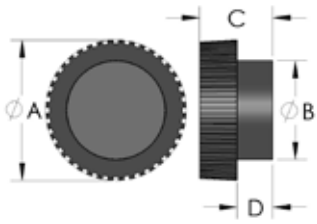

Specifications
- Knob Material: See Table
- Insert Material: See Table
- Color: Black

Features
- Knurled rim for easy gripping
- Economical design for light securing and clamping applications
- Resistant to water and solvents
- Textured finish to help hide dirt and scratches in the field
- Impact resistant

Style 1

Style 3

Female Knobs

Item No.	A in	Thread Size	B in	C in	D in	Style	Thread Type	Insert Material	Plating Material	Knob Material	Bulk Pack Qty
KN02----K7-L-21	0.750	10-32	0.500	0.500	0.280	1	Stop Nut	Steel	Clear Zinc	Polypropylene	2500
KN04----K7-L-21	0.750	10-24	0.500	0.500	0.280	1	Stop Nut	Steel	Clear Zinc	Polypropylene	2500
KN04----K7---2R	0.750	10-24	0.500	0.500	0.280	1	Blind	Steel	Clear Zinc	Polypropylene	2500
KN02----K3-LN21	0.750	10-32	0.500	0.480	0.170	1	Stop Nut	Steel	Clear Zinc	Nylon	2500
KN04----K3-LN21	0.750	10-24	0.500	0.480	0.170	1	Stop Nut	Steel	Clear Zinc	Nylon	2500
KN02----K6D-A21	1.000	10-32	0.630	0.580	0.170	1	Blind	Steel	Clear Zinc	ABS	1500
KN04----K6DBN21	1.000	10-24	0.630	0.580	0.170	1	Blind	Steel	Clear Zinc	Nylon	1400
KN4C----K6DBN21	1.000	1/4-20	0.630	0.580	0.170	1	Blind	Steel	Clear Zinc	Nylon	1400
KN4C----K6DBN-R	1.000	1/4-20	0.630	0.580	0.170	1	Molded Plastic Threads	Molded Plastic	-	Nylon	1400
KN5C----K6DBN21	1.000	5/16-18	0.630	0.580	0.170	1	Stop Nut	Steel	Clear Zinc	Nylon	1400
KN82----K6D--22	1.000	8-32	0.630	0.580	0.170	1	Blind	Steel	Yellow Zinc	Polypropylene	1200

Male Knobs

Item No.	A in	Thread Size	B in	C in	D in	Style	Stud Length in	Insert Material	Plating Material	Knob Material	Bulk Pack Qty
KN820625K1--N22	0.630	8-32	0.500	0.360	0.170	3	0.625	Steel	Yellow Zinc	Nylon	3500
KN020250K1---21	0.630	10-32	0.500	0.360	0.170	3	0.250	Steel	Clear Zinc	Polypropylene	3000
KN820250K7---2R	0.750	8-32	0.500	0.500	0.280	3	0.250	Steel	Clear Zinc	Polypropylene	2500
KN040500K7---2R	0.750	10-24	0.500	0.500	0.280	3	0.500	Steel	Clear Zinc	Polypropylene	2000
KN4C0375K7---21	0.750	1/4-20	0.500	0.500	0.280	3	0.375	Steel	Clear Zinc	Polypropylene	3000
KN4C0500K7---21	0.750	1/4-20	0.500	0.500	0.280	3	0.500	Steel	Clear Zinc	Polypropylene	2000
KN820625K3--N21	0.750	8-32	0.500	0.480	0.170	3	0.625	Steel	Clear Zinc	Nylon	2000
KN040625K3--N21	0.750	10-24	0.500	0.480	0.170	3	0.625	Steel	Clear Zinc	Nylon	2000
KN4C0500K3--N21	0.750	1/4-20	0.500	0.480	0.170	3	0.500	Steel	Clear Zinc	Nylon	2500
KN4C1000K3--N21	0.750	1/4-20	0.500	0.480	0.170	3	1.000	Steel	Clear Zinc	Nylon	2000
KN4C1625K3--N21	0.750	1/4-20	0.500	0.480	0.170	3	1.620	Steel	Clear Zinc	Nylon	1500
KN020500K6--N2R	1.000	10-32	0.630	0.500	0.090	3	0.500	Steel	Clear Zinc	Nylon	1400
KN020750K6---21	1.000	10-32	0.630	0.500	0.090	3	0.750	Steel	Clear Zinc	Polypropylene	1200
KN020750K6C-N21	1.000	10-32	0.630	0.810	0.400	3	0.750	Steel	Clear Zinc	Nylon	1000
KN021250K6D-A21	1.000	10-32	0.630	0.580	0.170	3	1.250	Steel	Clear Zinc	ABS	1400
KN040750K6---21	1.000	10-24	0.630	0.500	0.090	3	0.750	Steel	Clear Zinc	Polypropylene	1400
KN4C0375K6--A21	1.000	1/4-20	0.630	0.500	0.090	3	0.370	Steel	Clear Zinc	ABS	1400
KN4C0500K6--A21	1.000	1/4-20	0.630	0.500	0.090	3	0.500	Steel	Clear Zinc	ABS	1300
KN4C0500K6D-A21	1.000	1/4-20	0.630	0.580	0.170	3	0.500	Steel	Clear Zinc	ABS	1200
KN4C0625K6--A21	1.000	1/4-20	0.630	0.500	0.090	3	0.625	Steel	Clear Zinc	ABS	1300
KN4C0750K6--N21	1.000	1/4-20	0.630	0.500	0.090	3	0.750	Steel	Clear Zinc	Nylon	1200
KN4C1000K6D--21	1.000	1/4-20	0.630	0.580	0.170	3	1.000	Steel	Clear Zinc	Polypropylene	1100
KN4C1500K6--A21	1.000	1/4-20	0.630	0.500	0.090	3	1.500	Steel	Clear Zinc	ABS	1000
KN4C2125K6---21	1.000	1/4-20	0.630	0.500	0.090	3	2.125	Steel	Clear Zinc	Polypropylene	750
KN5C0500K6D--2R	1.000	5/16-18	0.630	0.580	0.170	3	0.500	Steel	Clear Zinc	Polypropylene	1200
KN5C0625K6C--21	1.000	5/16-18	0.630	0.810	0.400	3	0.620	Steel	Clear Zinc	Polypropylene	900
KN5C0750K6D-A21	1.000	5/16-18	0.630	0.580	0.170	3	0.750	Steel	Clear Zinc	ABS	1200
KN5C0875K6D--21	1.000	5/16-18	0.630	0.580	0.170	3	0.875	Steel	Clear Zinc	Polypropylene	1000
KN5C1500K6D-A21	1.000	5/16-18	0.630	0.580	0.170	3	1.500	Steel	Clear Zinc	ABS	800

****Other configurations, thread sizes, materials, and customizations available upon request.****

PUSH-PULL KNOBS (THUMBSCREW) KNOBS

PL Series
Pull Knobs

PL4

PL5

Specifications
- Knob Material: Polypropylene
- Insert Material: See Table
- Color: Black

Features
- Economical design for light to medium duty securing and clamping applications
- Resistant to water and solvents
- Textured finish to help hide dirt and scratches in the field
- Impact resistant

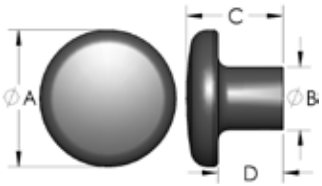

Female Knobs

Item No.	A in	Thread Size	B in	C in	D in	Thread Type	Insert Material	Plating Material	Bulk Pack Qty
KN04----PL4L-21	1.000	10-24	0.530	0.930	0.680	Stop Nut	Steel	Clear Zinc	1200
KN4C----PL4L-21	1.000	1/4-20	0.530	0.930	0.680	Stop Nut	Steel	Clear Zinc	1200
KN4C----PL5--21	1.600	1/4-20	0.750	1.160	0.780	Blind	Steel	Clear Zinc	350
KN5C----PL5--22	1.600	5/16-18	0.750	1.160	0.780	Blind	Steel	Yellow Zinc	350
KN6C----PL5--21	1.600	3/8-16	0.750	1.160	0.780	Blind	Steel	Clear Zinc	350

****Other configurations, thread sizes, materials, and customizations available upon request.****

KS Series
Knurled Thumbscrew Knobs

Specifications
- Knob Material: Acetal
- Insert Material: Aluminum
- Color: Black

Features
- Knurled rim for easy gripping
- Economical design for light securing and clamping applications
- Textured finish to help hide dirt and scratches in the field

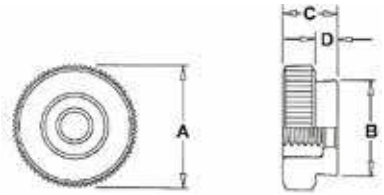

Female Knobs

Item No.	A in	Accepts Thread Diameters	B in	C in	D in
KS40----N1--5A0	0.313	4-40	0.280	0.190	0.060
KS62----N2--5A0	0.375	6-32	0.360	0.230	0.060
KS82----N3--5A0	0.500	8-32	0.410	0.250	0.070
KS04----N4--5A0	0.625	10-24	0.420	0.250	0.080
KS4C----N5--5A0	0.750	1/4-20	0.500	0.310	0.140
KS4C----N6--5A0	1.000	1/4-20	0.590	0.410	0.140
KS5C----N6--5A0	1.000	5/16-18	0.590	0.410	0.140
KSM3----N2--5A0	0.375	M3	0.360	0.230	0.060
KSM4----N3--5A0	0.500	M4	0.410	0.250	0.070
KSM5----N4--5A0	0.625	M5	0.420	0.250	0.080
KSM6----N5--5A0	0.750	M6	0.500	0.310	0.140
KSM8----N6--5A0	1.000	M8	0.590	0.410	0.140

****Other configurations, thread sizes, materials, and customizations available upon request.****

CUSTOM COLORS
AND CUSTOMIZATIONS

Customize your plastic knobs and molded parts to fit your project needs.

www.essentracomponents.com

SELF-ASSEMBLY KNOBS / ROUND HEAD KNOBS

KS Series
Self-Assembly Knobs



Type 1

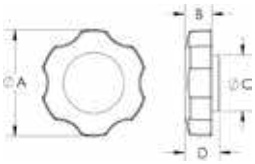

Type 2

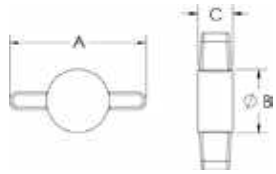

NEW

Type 3

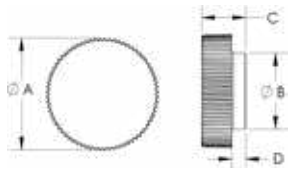

Specifications:
- Knob Material: Acetal
- Insert Material: Assemble onto socket head cap screw
- Color: Black

Features:
- Can be assembled on to a socket head cap screw thereby creating an instant thumbscrew without any need for glue or adhesive
  Note: These knobs cannot be assembled by hand and require the use of a punch press or hydraulic press to attach the socket head cap screw
- Accepts course and fine thread pitch
- Textured finish to help hide dirt and scratches in the field
- Assembly fixtures are available for purchase

Socket Head Screw Caps

Item No.	A in	Accepts Thread Diameters	B in	C in	D in	Knob Type	Bulk Pack Qty
KSN4----N1--5--	0.313	#4	0.280	0.190	0.060	Type 3	24700
KSN6----N1--5--	0.313	#6	0.280	0.190	0.060	Type 3	24700
KSN6----N2--5--	0.375	#6	0.360	0.230	0.060	Type 3	20000
KSN8----N2--5--	0.375	#8	0.360	0.230	0.060	Type 3	20000
KSM3----N2--5--	0.375	M3	0.360	0.230	0.060	Type 3	12500
KSN1----N3--5--	0.500	#10	0.420	0.250	0.070	Type 3	10000
KSN8----N3--5--	0.500	#8	0.420	0.250	0.070	Type 3	10000
KSM4----N3--5--	0.500	M4	0.420	0.250	0.070	Type 3	10000
KSN1----N4--5--	0.625	#11	0.420	0.250	0.080	Type 3	5000
KSN8----N4--5--	0.625	#8	0.420	0.250	0.080	Type 3	6000
KSM5----N4--5--	0.625	M5	0.420	0.250	0.080	Type 3	6500
KSN1----N5--5--	0.750	#10	0.520	0.310	0.140	Type 3	4000
KS4X----N5--5--	0.750	1/4	0.520	0.310	0.140	Type 3	4000
KSM6----N5--5--	0.750	M6	0.520	0.310	0.140	Type 3	4000
KSN1----N6--5--	1.000	#10	0.590	0.380	0.100	Type 3	1800
KS4X----N6--5--	1.000	1/4	0.590	0.380	0.100	Type 3	1800
KS5X----N6--5--	1.000	5/16	0.590	0.380	0.100	Type 3	1800
KSM5----N6--5--	1.000	M5	0.590	0.380	0.100	Type 3	1800

Item No.	A in	Accepts Thread Diameters	B in	C in	D in	Knob Type	Bulk Pack Qty
KSM6----N6--5--	1.000	M6	0.590	0.380	0.100	Type 3	1800
KSM8----N6--5--	1.000	M8	0.590	0.380	0.100	Type 3	1500
KSN1----T0--5--	1.020	#10	0.480	0.270	–	Type 2	7000
KSN8----T0--5--	1.020	#8	0.480	0.270	–	Type 2	7000
KSN1----T2--5--	1.250	#10	0.530	0.340	–	Type 2	3000
KS4X----O3--5--	1.500	1/4	0.375	0.475	0.780	Type 1	700
KS5X----O3--5--	1.500	5/16	0.375	0.475	0.780	Type 1	700
KS6X----O3--5--	1.500	3/8	0.375	0.475	0.780	Type 1	700
KSM1----O3--5--	1.500	M10	0.375	0.475	0.780	Type 1	700
KSM6----O3--5--	1.500	M6	0.375	0.475	0.780	Type 1	700
KSM8----O3--5--	1.500	M8	0.375	0.475	0.780	Type 1	700
KS4X----T3--5--	1.500	1/4	0.630	0.410	–	Type 2	2000
KS5X----T3--5--	1.500	5/16	0.630	0.410	–	Type 2	2300
KSM6----T3--5--	1.500	M6	0.630	0.410	–	Type 2	2300
KSM8----T3--5--	1.500	M8	0.630	0.410	–	Type 2	2300
KS6X----T6--5--	1.780	3/8	0.800	0.500	–	Type 2	1500
KSM1----T6--5--	1.780	M1	0.800	0.500	–	Type 2	1500

****Other configurations, thread sizes, materials, and customizations available upon request.****

29R/29M Series
Round Head Knobs



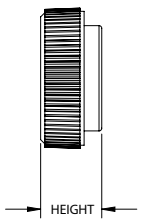

LINE EXTENSION

Specifications:
- Material: Acetal
- Color: See Table

Features:
- Presses onto any standard socket hex cap screw

Imperial

Item No.					For Screw Size	OD		Height		Bulk Pack Qty
Black	Blue	Red	White	Green		in	mm	in	mm	
29R004B	29R004BL	29R004RD	29R004WT	29R004GR	#4	0.313	8.0	0.172	4.4	1000
29R006B	29R006BL	29R006RD	29R006WT	29R006GR	#6	0.375	9.5	0.203	5.2	1000
29R008B	29R008BL	29R008RD	29R008WT	29R008GR	#8	0.500	12.7	0.219	5.6	500
29R010B	29R010BL	29R010RD	29R010WT	29R010GR	#10	0.656	16.7	0.250	6.4	500
29R147B	29R147BL	29R147RD	29R147WT	29R147GR	1/4	0.750	19.1	0.313	8.0	500
29R516B	29R516BL	29R516RD	29R516WT	29R516GR	5/16	1.000	25.4	0.391	9.9	500

Metric

Item No.					Screw Size	OD		Height		Bulk Pack Qty
Black	Blue	Red	White	Green		in	mm	in	mm	
29M300RB	29M300RBL	29M300RRD	29M300RWT	29M300RGR	M3	0.375	9.5	0.203	5.2	1000
29M400RB	29M400RBL	29M400RRD	29M400RWT	29M400RGR	M4	0.500	12.7	0.219	5.6	500
29M500RB	29M500RBL	29M500RRD	29M500RWT	29M500RGR	M5	0.656	16.7	0.250	6.4	500
29M600RB	29M600RBL	29M600RRD	29M600RWT	29M600RGR	M6	0.750	19.1	0.313	8.0	500
29M601RB	29M601RBL	29M601RRD	29M601RWT	29M601RGR	M6	1.000	25.4	0.327	8.3	1000
29M801RB	29M801RBL	29M801RRD	29M801RWT	29M801RGR	M8	1.000	25.4	0.391	9.9	500

SELF-ASSEMBLY (SNAP LOCK) KNOBS

Hex Series
Snap Lock Knobs

NEW

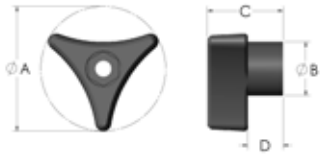

3P4

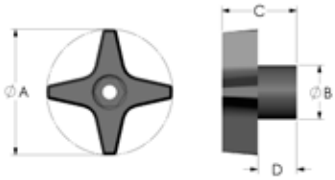

4P4 / 4P7



5S2

5S3

5SA

F2 / F4

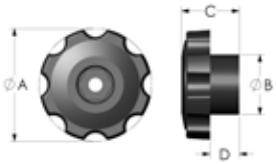

F6

RT5

T5

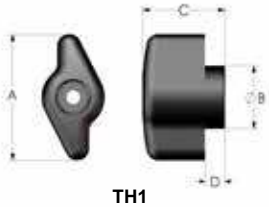

TH1

Specifications
- Knob Material: Polypropylene
- Insert Material: Snap in your own hex head fastener
- Color: Black

Features
- Accepts hex nuts, lock nuts, tab bolts, and cap screws
- Snap into hex hole for a secure fit
- Perfect for MRO, prototypes, jigs, and fixtures
- Available for inch and metric fasteners
- Textured finish to help hide dirt and scratches in the field
- Impact resistant

Item No.	A in	Thread Size	B in	c in	D in	Style Number	Bulk Pack Qty
KNH10HEX3P4----	1.750	10-32 or 10-24	0.750	1.060	0.490	3P4	1200
KNH1-HEX3P4----	1.750	1/4-20 or 1/4-28	0.750	1.060	0.490	3P4	1200
KNH4-HEX3P4----	1.750	M6	0.750	1.060	0.490	3P4	1200
KNH10HEX4P4----	1.750	10-32 or 10-24	0.750	1.040	0.540	4P4	700
KNH1-HEX4P4----	1.750	1/4-20 or 1/4-28	0.750	1.040	0.540	4P4	1000
KNH4-HEX4P4----	1.750	M6	0.750	1.040	0.540	4P4	1000
KNH3-HEX4P7----	2.500	3/8-16 or 3/8-24	0.980	1.000	0.360	4P7	500
KNH6-HEX4P7----	2.500	M10	0.980	1.000	0.360	4P7	500
KNH7-HEX4P7----	2.500	1/2-13 or 1/2-20	0.980	1.000	0.360	4P7	500
KNH8-HEX4P7----	2.500	M12	0.980	1.000	0.360	4P7	400
KNH10HEX5S2----	1.380	10-32 or 10-24	0.850	1.150	0.700	5S2	1000
KNH1-HEX5S2----	1.380	1/4-20 or 1/4-28	0.850	1.150	0.700	5S2	1000
KNH2-HEX5S2----	1.380	5/16-18 or 5/16-24	0.850	1.150	0.700	5S2	1000
KNH4-HEX5S2----	1.380	M6	0.850	1.150	0.700	5S2	1000
KNH5-HEX5S2----	1.380	M8	0.850	1.150	0.700	5S2	1000
KNH1-HEX5S3A---	1.750	1/4-20 or 1/4-28	0.880	1.250	0.750	5S3	350
KNH2-HEX5S3A---	1.750	5/16-18 or 5/16-24	0.880	1.250	0.750	5S3	350
KNH3-HEX5S3A---	1.750	3/8-16 or 3/8-24	0.880	1.250	0.750	5S3	350
KNH5-HEX5S3A---	1.750	M8	0.880	1.250	0.750	5S3	350
KNH6-HEX5S3A---	1.750	M10	0.880	1.250	0.750	5S3	350
KNH4-HEX5S3A---	1.750	M6	0.880	1.250	0.750	5S3	350
KNH1-HEX5SA----	2.250	1/4-20 or 1/4-28	0.990	0.980	0.470	5SA	500
KNH2-HEX5SA----	2.250	5/16-18 or 5/16-24	0.990	0.980	0.470	5SA	500
KNH3-HEX5SA----	2.250	3/8-16 or 3/8-24	0.990	0.980	0.470	5SA	500
KNH4-HEX5SA----	2.250	M6	0.990	0.980	0.470	5SA	500
KNH5-HEX5SA----	2.250	M8	0.990	0.980	0.470	5SA	500
KNH6-HEX5SA----	2.250	M10	0.990	0.980	0.470	5SA	500
KNH10HEXF2-----	1.380	10-32 or 10-24	0.980	0.590	0.170	F2	800
KNH1-HEXF2-----	1.380	1/4-20 or 1/4-28	0.980	0.590	0.170	F2	800
KNH4-HEXF2-----	1.380	M6	0.980	0.590	0.170	F2	800
KNH2-HEXF4-----	1.750	5/16-18 or 5/16-24	1.250	0.860	0.280	F4	700
KNH3-HEXF4-----	1.750	3/8-16 or 3/8-24	1.250	0.860	0.280	F4	700
KNH5-HEXF4-----	1.750	M8	1.250	0.860	0.280	F4	700
KNH6-HEXF4-----	1.750	M10	1.250	0.860	0.280	F4	700
KNH1-HEXF6-----	2.380	1/4-20 or 1/4-28	1.250	1.230	0.620	F6	250
KNH2-HEXF6-----	2.380	5/16-18 or 5/16-24	1.250	1.230	0.620	F6	250
KNH3-HEXF6-----	2.380	3/8-16 or 3/8-24	1.250	1.230	0.620	F6	250
KNH4-HEXF6-----	2.380	M6	1.250	1.230	0.620	F6	250
KNH5-HEXF6-----	2.380	M8	1.250	1.230	0.620	F6	250
KNH6-HEXF6-----	2.380	M10	1.250	1.230	0.620	F6	250
KNH7-HEXF6-----	2.380	1/2-13 or 1/2-20	1.250	1.230	0.620	F6	250
KNH8-HEXF6-----	2.380	M12	1.250	1.230	0.620	F6	250
KNH1-HEXRT5----	2.000	1/4-20 or 1/4-28	0.750	1.090	0.490	RT5	900
KNH2-HEXRT5----	2.000	5/16-18 or 5/16-24	0.750	1.090	0.490	RT5	900
KNH4-HEXRT5----	2.000	M6	0.750	1.090	0.490	RT5	900
KNH5-HEXRT5----	2.000	M8	0.750	1.090	0.490	RT5	900
KNH1-HEXT5-----	2.000	1/4-20 or 1/4-28	0.750	1.060	0.490	T5	1200
KNH4-HEXT5-----	2.000	M6	0.750	1.060	0.490	T5	1200
KNH10HEXTH1----	1.250	10-32 or 10-24	0.630	0.830	0.200	TH1	1200
KNH1-HEXTH1----	1.250	1/4-20 or 1/4-28	0.630	0.830	0.200	TH1	1200
KNH4-HEXTH1----	1.250	M6	0.630	0.830	0.200	TH1	1200

****Other configurations, thread sizes, materials, and customizations available upon request.****

BRIDGE HANDLES

186 Series
Bridge Handles

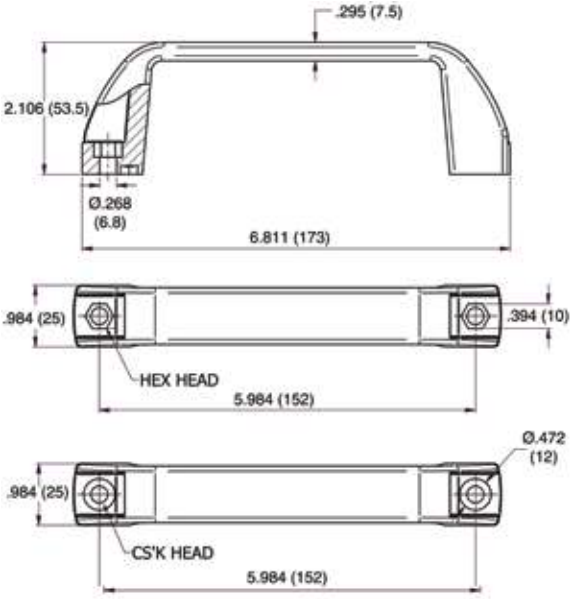

Specifications:
• Material: Nylon 6
• Color: Black

Features:
• Ideal for machinery covers

Item No.	Type	Bulk Pack Qty
1861	1	25
1862	2	25

086 Series
Bridge Handles

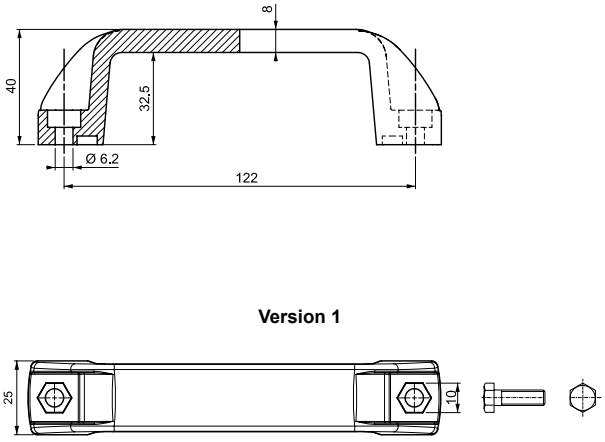

Specifications
• Material: 30% Glass-Filled Nylon 6
• Color: Black

Features
• Two different types of securing

Item No.	Version	Pack Qty
0861	1	1
0862	2	1

tel | 800 847 0486 fax | 866 561 6617

085 Series
Bridge Handles

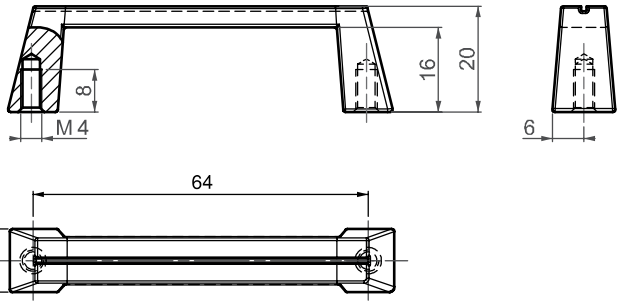

Specifications
• Materials: Zinc Alloy
• Finish: See Table

Features
• Handle is DIN-EN 1774 rated
• Stylish handle for wooden furniture and keyboard shelf in rack enclosure

Item No.	Finish	Pack Qty
08511	Chrome Plated	1
08512	Black Powder Coated	1

DWP Series
Bridge Handles

Specifications
• Material: ABS
• Color: Black

Item No.	Distance Between Holes		Bulk Pack Qty
	in	mm	
DWP1200A	4.000	101.6	33

We make finding your ideal product EASY!
Need help? Call us!
800 847 0486



BRIDGE HANDLES

HBS Series
Bridge Handles

Type 1

Type 2

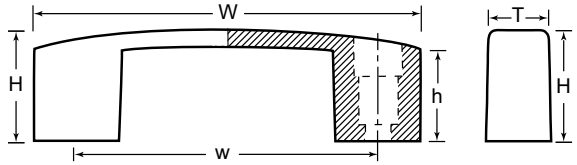

Specifications:
- Material: Nylon
- Color: Black

Features:
- Round base with plain bore thru hole for use with specified socket head cap screw
- Made of impact & scratch resistant material
- Lightweight and versatile
- Optional caps available in 3 different colors, see HBSC Series (not available for HBS2000A)

Item No.	Type	W		H		w		h		T		Fits Socket Head Screw	Bulk Pack Qty
		in	mm	in	mm	in	mm	in	mm	in	mm		
HBS0100A	1	4.705	119.5	1.378	35.0	3.677	93.4	1.142	29.0	1.024	26.0	1/4-20, 5/16 - 18, M6	100
HBS0110A	1	5.709	145.0	1.575	40.0	4.606	117.0	1.339	34.0	1.142	29.0	5/16 - 18, M8	100
HBS0120A	1	6.417	163.0	1.772	45.0	5.197	132.0	1.496	38.0	1.220	31.0	5/16 - 18, M8	100
HBS2000A	2	5.512	140.0	1.575	40.0	4.804	122.0	1.260	32.0	0.984	25.0	1/4 - 20, 5/16 - 18, M6	25

HBSC Series
Bridge Handle Caps

Specifications:
- Material: Nylon
- Color: See Table

Features:
- Available for closure purposes or color-coding requirements
- Available in 2 sizes & 3 colors to fit HBS series Type 1 Handles

Used with Bridge Handles. See HBS Series above

Item No.	Color	Used With	Bulk Pack Qty
HBSC06A	Black	**HBS0100A, HBS0110A**	200
HBSC06B	Blue	**HBS0100A, HBS0110A**	200
HBSC06C	Red	**HBS0100A, HBS0110A**	200
HBSC08A	Black	**HBS0120A**	200
HBSC08B	Blue	**HBS0120A**	200
HBSC08C	Red	**HBS0120A**	200

ARCHED HANDLES / WIRE PULL HANDLES

084 Series
Arched Handles

Specifications
- Materials: Zinc Alloy
- Finish: See Table
- Handle is DIN-EN 1774 rated

Features
- Stylish handle for wooden and metal furniture

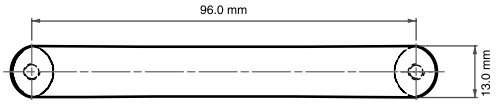

Item No.	Finish	Pack Qty
08411	Chrome Plated	1
08412	Black Powder Coated	1

286 Series
Arched Handles

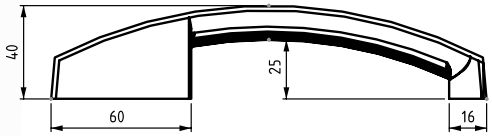

Specifications
- Material: 30% Glass-Filled Nylon 6
- Color: Black

Features
- Compliant to DIN-EN 1043-1
- Ideal for machinery cover applications
- Installation using two screws

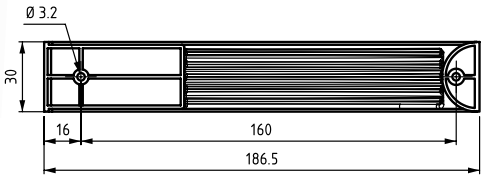

Item No.	Pack Qty
286	1

184 Series
Wire Pull Handles





LINE EXTENSION

Specifications
- Material: See Table
- Finish: See Table

Features
- Stylish handle for wooden furniture and keyboard shelf in rack enclosure

Item No.	H Height	Material	Finish	Pack Qty
1844040100	40 mm	Stainless Steel	No Finish	1
• **1844050100**	50 mm	Stainless Steel	No Finish	1
1845740100	40 mm	Aluminium	Matt Anodized	1
• **1845750100**	50 mm	Aluminium	Matt Anodized	1
1846140100	40 mm	Steel	Chrome Plated	1

WIRE PULL HANDLES / TUBULAR HANDLES

DWP Series
Wire Pull Handles

Specifications
- Material: Nylon
- Color: Black

Item No.	Distance Between Holes		Material	Bulk Pack Qty
	in	mm		
DWP1100A	4.000	101.6	Nylon	30

287 Series
Tubular Handles

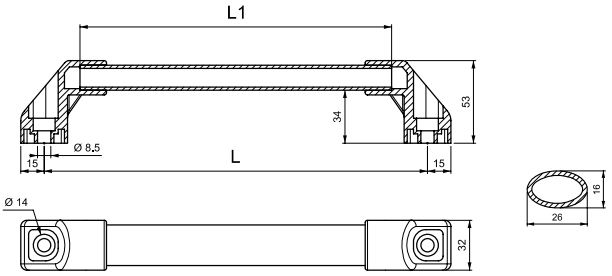

Specifications
- Materials:
  Fixing Part: Nylon Black (PA6 30% GF)
  Handle: Aluminum
- Finish: Matt anodized aluminum

Features
- Ergonomic elliptical handle
- Contact Essentra for alternate colors and dimensions

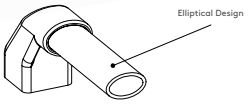

Item No.	Length L1	Length L
	mm	mm
287200	154	200
287300	254	300
287400	354	400
287500	454	500

487 Series
Tubular Handles

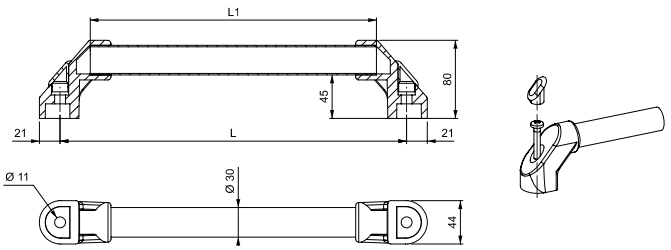

Specifications
- Materials:
  Fixing Part: Nylon Black (PA6 30% GF)
  Handle: Stainless Steel

Features
- Please contact Essentra for alternate dimensions and colors

Item No.	Length L1	Length L
	mm	mm
487300	298	300
487400	398	400
487500	498	500
487600	598	600
487700	698	700
487800	798	800
4871000	998	1000

387 Series
Tubular (Offset) Handles

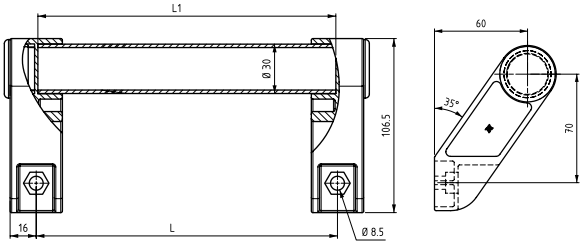

Specifications
- Materials:
  Fixing Part: Nylon Black (PA6 30% GF)
  Handle: Steel (Plastic Coated)
- Finish: Matt anodized aluminum

Features
- Plastic coated steel handle
- Contact Essentra for alternate lengths and colors

Item No.	Length L1	Length L
	mm	mm
387300	298	300
387400	398	400
387500	498	500
387600	598	600
387700	698	700
387800	798	800
3871000	998	1000

187 & 087 Series
Tubular Handles

- Type 1 & 2 can be ordered as component parts
- Type 1 - Polyamide with steel bar
- Type 2 - Polyamide with aluminium bar

Type 1
Polyamide Coated Steel Bar

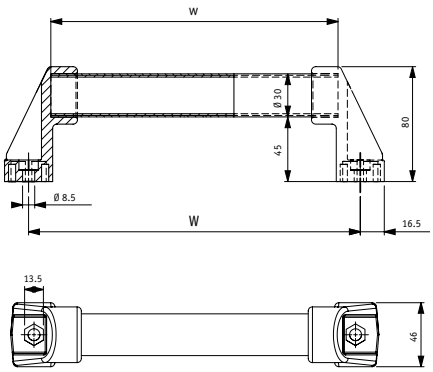

Item No.	W		w		Bulk Pack Qty
	in	mm	in	mm	
187300	11.81	300	10.59	269	25
187400	15.75	400	14.53	369	30
187500	19.69	500	18.46	469	20
187600	23.62	600	22.40	569	20
187700	27.56	700	26.34	669	20
187800	31.50	800	30.28	769	10
187900	35.43	900	38.15	969	10
1871000	39.37	1000	39.29	998	10

Type 2
Aluminum Bar

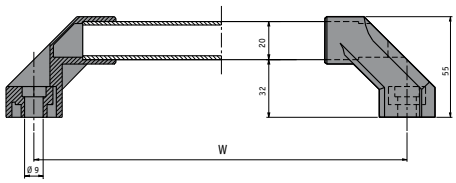

Item No.	W		Bulk Pack Qty
	in	mm	
087200	7.87	200	75
087300	11.81	300	50
087400	15.75	400	50
087500	19.69	500	50

Type 1&2 Component Parts

Type 1: Middle Holder

Type 1 Handle Ends

Type 2 Handle Ends

Type 2: 1m Long Aluminium Bar

Type 1: 1m Long Steel Bar

Item No.	W	Bulk Pack Qty
34002501	Type 1 Middle Holder	25
35002006	Type 1 Handle Ends	25
35002002	Type 2 Handle Ends	50
320036001000	Type 1: 39.37 In / 1m Long Steel Bar	10
32006015	Type 2: 39.37 In / 1m Long Aluminum Bar	25

LOCAL STOCK
SAME DAY SHIPPING
SHOP OVER 25,000 PRODUCTS ONLINE

SNAP IN RECESSED HANDLES

374 Series
Snap-In Handle - Cover Pull

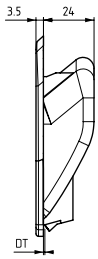

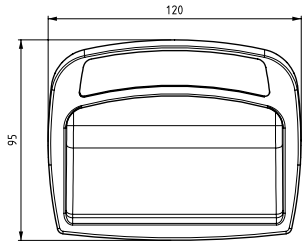

LINE EXTENSION

Specifications
- Material: ABS
- Color: Black

Features
- Easy assembly by clips
- Contact Essentra for alternate colors or custom logo options

Item No.	Door Thickness mm	Cut-Out mm	Bulk Pack Qty
37415	0.8 - 1.4	107 x 70.5	1
37422	1.5 - 2.2	107 X 70.5	1

174 Series
Snap-In Handle

NEW

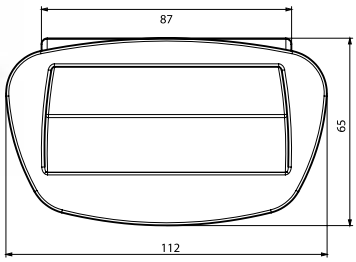

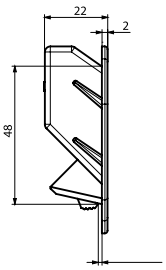

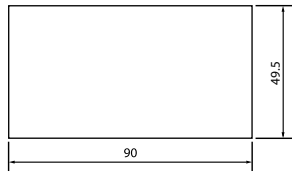

Cut Out

Specifications
- Material: ABS
- Color: Black

Features
- Ideal application for large doors and machinery covers
- Easy to install with snap-in clips

Item No.	Door Thickness mm	Cut-Out mm	Bulk Pack Qty
174	1.5 - 2.2	90 X 49.5	1

HSCP Series
Surface Mount Concealed Pull Handle

Specifications:
- Body Material: Polyoxymethylene
- Handle Material: Black Powder Coated Metal
- Color: Black

Features:
- Supplied with screws
- Maximum hinge rotation of 168°

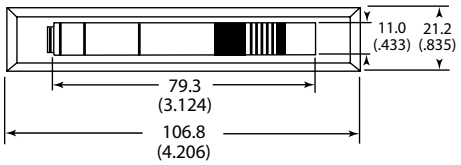

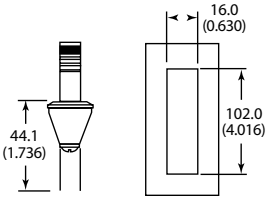

Cut-Out

Item No.	Bulk Pack Qty
HSCP100A	20

tel | 800 847 0486 fax | 866 561 6617

SNAP IN RECESSED HANDLES / FLUSH HANDLES

274 Series
Snap-In Cover Pull Handle

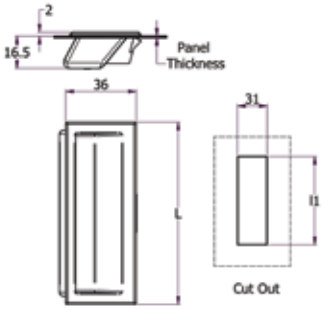

Type 1

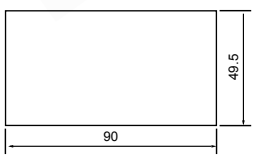

Cut-Out

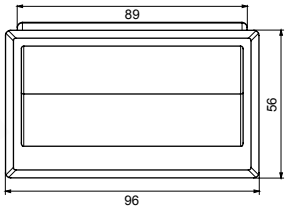

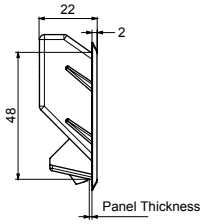

Type 2

Specifications:
- Material: Nylon 6
- Color: Black

Features:
- Ideal for machinery covers
- Easy assembly by clips
- Flush design
- Contact Essentra for alternate colors or custom logo options

Item No.	Type	Panel Thickness	Dimensions mm		Bulk Pack Qty
			L	I1	
074	2	0.8 - 1.4	96.0	90.0	25
274115	1	0.8 - 1.4	93.0	87.5	50
274122	1	1.5 - 2.2	93.0	87.5	50
274215	1	0.8 - 1.4	136.0	132.0	50
274222	1	1.5 - 2.2	136.0	132.0	50

DWP Series
Snap-In Recessed Handles

Style 3

Style 4

Specifications
• Material: See Table
• Color: See Table

Item No.	Style	Distance Between Holes		Material	Color	Bulk Pack Qty
		in	mm			
DWP1300A	3	4.000	101.6	ABS	Black	30
DWP1400A	4	3.750	95.3	ABS	Black	30
DWP1400E	4	3.750	95.3	ABS	Grey	30

GRIPS

VGRD Series
Round Grips

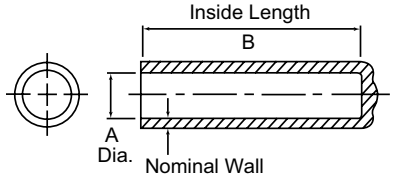

Specifications:
- Material: PVC
- Color: See Table

Features:
- Flexible material can stretch onto slightly larger dimensions for a snug fit without tearing, splitting or shredding
- Special order colors and materials available

Item No.	Material & Color	A		B		Bulk Pack Qty
		in	mm	in	mm	
VGRD07504000A	Black PVC	0.750	19.1	4.000	101.6	500
VGRD07504000B	Textured Black PVC	0.750	19.1	4.000	101.6	500
VGRD07505000A	Black PVC	0.750	19.1	5.000	127.0	250
VGRD07505000B	Textured Black PVC	0.750	19.1	5.000	127.0	250
VGRD07505000D	Red PVC	0.750	19.1	5.000	127.0	250
VGRD08124500A	Textured Black PVC	0.812	20.6	4.500	114.3	400
VGRD08434500B	Textured Black PVC	0.843	21.4	4.500	114.3	400
VGRD08754000B	Textured Black PVC	0.875	22.2	4.000	101.6	400
VGRD08755000A	Black PVC	0.875	22.2	5.000	127.0	300
VGRD08755000B	Textured Black PVC	0.875	22.2	5.000	127.0	150
VGRD08755000C	Red PVC	0.875	22.2	5.000	127.0	300
VGRD09374000A	Black PVC	0.937	24.7	4.000	101.6	300
VGRD09374000B	Textured Black PVC	0.937	24.7	4.000	101.6	300
VGRD10004000A	Black PVC	1.000	25.4	4.000	101.6	400
VGRD10004500A	Black PVC	1.000	25.4	4.500	114.3	300
VGRD10004500B	Textured Black PVC	1.000	25.4	4.500	114.3	350
VGRD10005000A	Black PVC	1.000	25.4	5.000	127.0	250
VGRD10005000B	Textured Black PVC	1.000	25.4	5.000	127.0	300
VGRD10005000C	Red PVC	1.000	25.4	5.000	127.0	300
VGRD10624000A	Black PVC	1.062	27.0	4.000	101.6	300
VGRD10624500B	Textured Black PVC	1.062	27.0	4.500	114.3	300
VGRD11254000B	Textured Black PVC	1.125	28.6	4.000	101.6	250
VGRD11255000A	Black PVC	1.125	28.6	5.000	127.0	200
VGRD11255000B	Textured Black PVC	1.125	28.6	5.000	124.0	200
VGRD12504500A	Black PVC	1.250	31.8	4.500	114.3	250
VGRD12504500C	Red PVC	1.250	31.8	4.500	114.3	200
VGRD12505000B	Textured Black PVC	1.250	31.8	5.000	127.0	200
VGRD15004000A	Black PVC	1.500	38.1	4.000	101.6	200
VGRD15004500B	Textured Black PVC	1.500	38.1	4.500	114.3	200
VGRD17504000A	Black PVC	1.750	44.4	4.000	101.6	150

VGN Series
Finger Grasp Grips

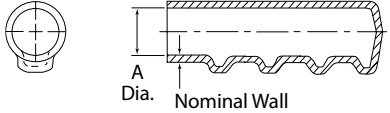

Specifications:
- Material: PVC
- Color: Black

Features:
- Ideal for applications requiring a uniform finger grasp
- Flexible material can stretch onto slightly larger dimensions for a snug fit without tearing, splitting or shredding
- Special order colors and textured materials available

Item No.	A		B		Bulk Pack Qty
	in	mm	in	mm	
VGN10004000A	1.000	25.4	4.000	101.6	350
VGN07504500A	0.750	19.1	4.500	114.3	200
VGN10004500A	1.000	25.4	4.500	114.3	300
VGN08755000A	0.875	22.2	5.000	139.7	350

tel | 800 847 0486 fax | 866 561 6617

VG Series
Flat Rectangular Grips

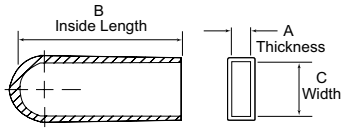

Specifications:
- Material: PVC
- Color: Black

Features:
- Ideal for capping bar stock for general protection
- Flexible material can stretch onto slightly larger dimensions for a snug fit without tearing, splitting or shredding
- Special order colors and textured materials available

Item No.	A		C		B		Bulk Pack Qty
	in	mm	in	mm	in	mm	
VG12505004375A	0.125	3.2	0.500	12.7	4.375	111.1	1500
VG12507504375A	0.125	3.2	0.750	19.1	4.375	111.1	600
VG12510004375A	0.125	3.2	1.000	25.4	4.375	111.1	250
VG25007504250A	0.250	6.4	0.750	19.1	4.250	108.0	800
VG25010004375B	0.250	6.4	1.000	25.4	4.375	111.1	400
VG25012504500A	0.250	6.4	1.250	31.8	4.500	114.3	250

GRIP Series
Round or Rectangle Grips

Grip replacements for worn grips on hand trucks, punch presses, tools and other equipment. Grips are molded of strong rigid black vinyl. They fit standard bar sizes and have a ¼" hole opposite the open end, except where noted otherwise. All grips for 1" bar diameter will work with ¾" I.P.S. pipe size.

Item No.	Style	Length in	For Bar Ø in	Bulk Pack Qty
GRIP1200A	A	4 - 13/16	3/4	50
GRIP1300A	A	4 - 3/4	7/8	50
GRIP0500A	B	3 - 7/8	7/8	50
GRIP0600A	B	4 - 5/8	7/8	50
GRIP0300A	C	4 - 1/4	7/8	50
GRIP0400A	C	4 - 1/2	1	50
GRIP0200A	D	5 - 1/16	7/8	50
GRIP0100A	D	5 - 1/16	1	50
GRIP0700A	E	4 - 9/16	7/8	50
GRIP0800A	E	4 - 9/16	1	50
GRIP1000A	F	4 - 5/16	1	50
GRIP0900A	F	4 - 5/16	11/4	50

HASSLE-FREE SERVICE

Our teams of knowledgeable, dedicated employees are commited to providing a hassle-free experience from sampling and quoting through delivery. Call us today!

ACCESS HARDWARE

COMPRESSION LATCHES ..... 524 - 537

QTR-TURN & SPRING LOADED CAM LATCHES ..... 538 - 567

SWINGHANDLE LATCHES ..... 568 - 579

LIFT & TURN LATCHES ..... 580 - 583

ACCESSORIES, CAMS, DRIVERS & KEYS ..... 584 - 598

HEAVY DUTY LATCHES ..... 599 - 613

SLIDING LATCHES & CLAMPS ..... 614 - 617

ROTARY LATCHES ..... 618 - 619

SPECIALTY & DRAW LATCHES ..... 620 - 629

GASKETING ..... 630 - 633

SURFACE MOUNT HINGES ..... 634 - 662

SIDE MOUNT HINGES ..... 663 - 674

CORNER MOUNT HINGES ..... 675 - 687

CONCEALED & SPRING LOADED HINGES ..... 688 - 699

CATCHES & PANEL FASTENERS ..... 700 - 704

ELECTRONIC LOCKING SYSTEMS ..... 705 - 730

ACCESS HARDWARE

ACCESS SOLUTIONS

Whatever your project demands, we can help with a comprehensive range of high-quality Access Hardware and custom solutions for all your application requirements.

With free CAD's, samples and specialist advice available, there is no better choice for your solutions provider.

INDUSTRIES

Our expertise ranges across multiple industries, supported by outstanding customer service. We can reduce your lead times, and provide custom solutions to help you achieve your business goals.

Indoor & Outdoor Cabinets

IT Cabinets

Transformers

Industrial Machinery

Power Generators

HVAC

Road Transportation

Rail Transportation

Food Industry

Diversfied Applications

CUSTOM SOLUTIONS

Sometimes you may not find the perfect solution amongst our portfolio of standard products. You may require a small variation, an alternative color, material or size.

Talk to our in-house team of design engineers and work directly with our R&D and manufacturing centers to create a custom solution to meet your needs.

We utilize 3D printing technology to showcase our designs which ensures your Specifications: are met and assists in expediting lead times from quotation to delivery.

Capabilities

- Design custom products
- Range of color choices
- Customer logo requirement

R&D

Facilitated by our state of the art R&D facilities we are constantly pursuing innovation to offer new and alternative solutions to you and your customers everyday problems.

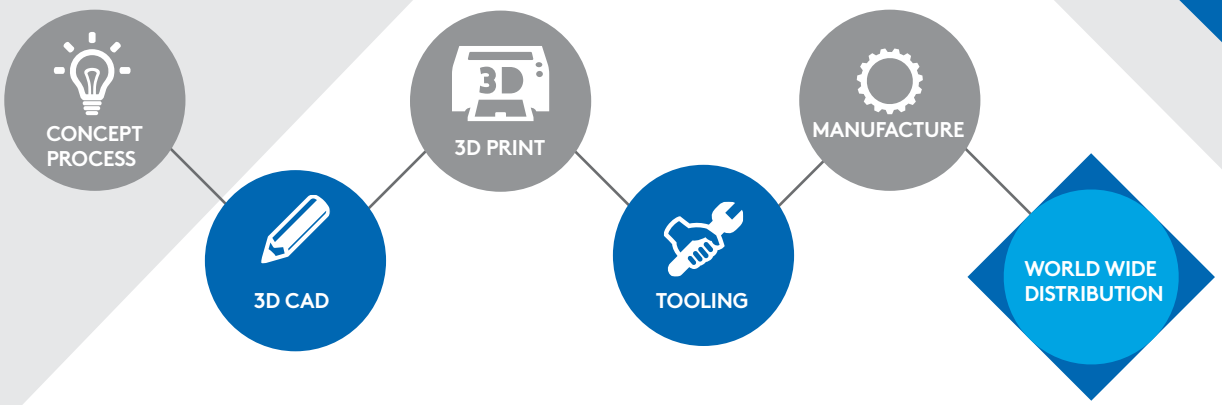

Indoor Cabinets

Essentra Components has an extensive range of secure switchgears, primarily for use on indoor cabinets. The range covers Swinghandles, Linear Locking Systems, 3 Point Locking Systems, Multipoint Locking systems, QuarterTurns, Camlocks, Hinges, Gaskets, and Project Holders.



Outdoor Cabinets

Specialist cabinet locks are required for a variety of applications not limited to ADSL, Telecommunication and CCTV applications.
We offer a wide range of products in this sector including high security 1/2 din locks and WK2 standard locks.

YOUR SOLUTIONS PARTNER

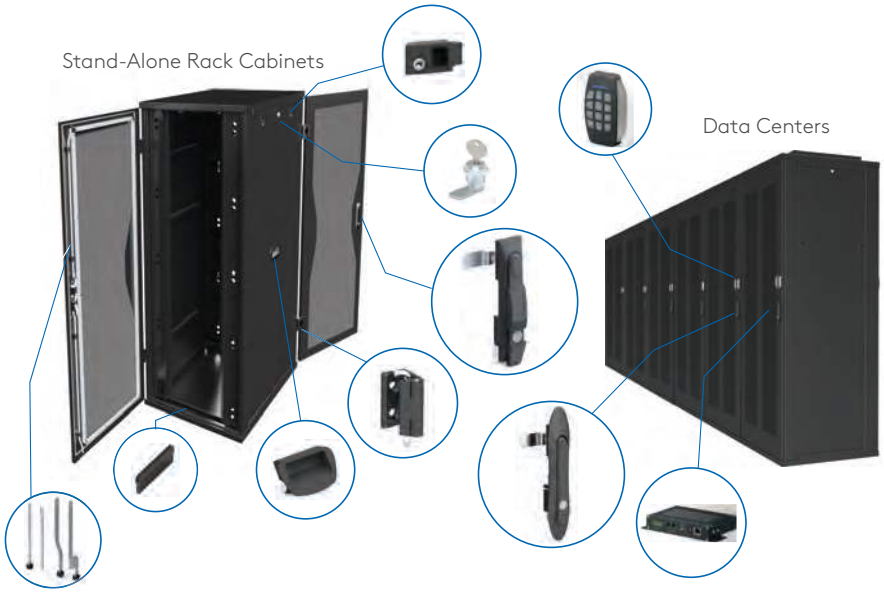

IT Cabinets

With sensitive data becoming more and more prevalent, it's now more important than ever to securely manage your electronic cabinets. We've designed a range of high-tech Electromechanical Locking Systems to help monitor and track internal environments and entry to cabinets.

Power Generators

Our eclectic product range means we've got a solution no matter how complex your needs. With our customer-centric designs, alternative solutions and our high-standard products, we can meet all your needs for both basic and sound proof canopies.

Transformers

When working with transformers, it's important that all entry points are kept secure, particularly areas that contain medium voltage cells. Our solutions are high quality and secure, including hinges and locks designed for containment resistant requirements.

HVAC

Outdoor HVAC cabinets need to cope with the differing environments in which they are used while ergonomics, functionality and modular system solutions are more common requirements. Our solutions are designed with this in mind so no matter the application, our offering will meet your needs.

Heating, Ventilation, Air Conditioning Cabinets



Diversfied Applications

Our expertise spans across many industries, allowing catered solutions to be produced for a number of non-standard applications.

Tool Cabinets

Fire Extinguisher

Lockers

Furniture

File Cabinets

YOUR SOLUTIONS PARTNER



Industrial Machinery

Whether you're building indoor or outdoor machines, sealing, noise isolation and vibration reduction are some of your most important considerations. Essentra Components offers a wide range of solutions designed to meet your specific requirements.

Road Transportation

We produce solutions for HGVs, utility trucks, caravans, construction machinery, and buses. Our range is specifically catered to the needs of these applications, offing paddle latches, quarter turn locks and latches, custom hinges, sealing products, and many other functional solutions.

Rail Transportation

Suitable for both subway trains and high speed trains our compression latches, are certified to DIN EN 60068-2-64 [04/2011]. Many of our sealing products, trigger latches and heavy duty hinges are also UL 94 certified.

FIXED COMPRESSION LATCHES

040 Series
Fixed Compression Latches & Locks

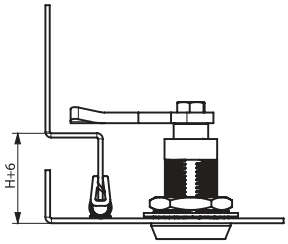

The first 90° of key rotation turns the cam to locking position

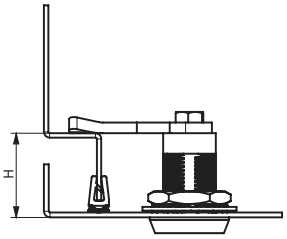

Further key rotation 180° applies 6 mm compression

IP65

RoHS

Specifications:
- Material:
  Housing: Zinc Alloy
  Driver: Zinc Alloy
  Cam: Steel
  Washer: Rubber
- Finish: See Table

Features:
- Provides 6mm preset compression
- Lock is vibration and shock rated per DIN-EN 61373
- Housing and driver is DIN-EN 1774 rated
- Latch provides good compression and noise isolation
- Alternate cut-out available, contact Essentra for details

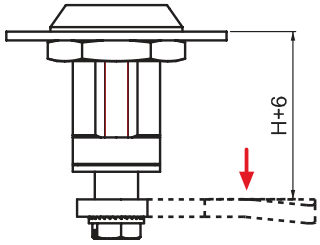

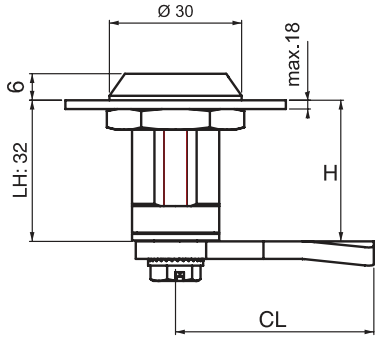

FOR ALTERNATE DRIVERS SEE PAGE 596.
CAMS SOLD SEPARATELY. SEE PAGE 592 - 593.
DRIVER KEY SOLD SEPARATELY. SEE PAGES 597 - 598.

Round Spurred Lock Washer - Optional
- Item No. 060A3
- Ideal for round through hole installation
- Ordered separately

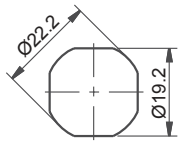

Cut-Out

Driver Style					
13	37	42	68	93	94
3mm Double Bit	7mm Triangle	2 x 4mm Slot	8mm Hex	Tubular Key	Wing Knob

Item No.	Finish	Driver Style	Driver Description	Hand Operation
0403111300001	Chrome Plated	13	3mm Double Bit	Right
0403111300002	Chrome Plated	13	3mm Double Bit	Left
0403113700001	Chrome Plated	37	7mm Triangle	Right
0403113700002	Chrome Plated	37	7mm Triangle	Left
0403114200001	Chrome Plated	42	2 x 4mm Slot	Right
0403114200002	Chrome Plated	42	2 x 4mm Slot	Left
0403116800001	Chrome Plated	68	8mm Hex	Right
0403116800002	Chrome Plated	68	8mm Hex	Left
0403119300001	Chrome Plated	93	Tubular Key	Right
0403119300002	Chrome Plated	93	Tubular Key	Left
0403119400001	Chrome Plated	94	Wing Knob	Right
0403119400002	Chrome Plated	94	Wing Knob	Left
0403121300001	Black Powder Coated	13	3mm Double Bit	Right
0403121300002	Black Powder Coated	13	3mm Double Bit	Left
0403123700001	Black Powder Coated	37	7mm Triangle	Right
0403123700002	Black Powder Coated	37	7mm Triangle	Left
0403124200001	Black Powder Coated	42	2 x 4mm Slot	Right
0403124200002	Black Powder Coated	42	2 x 4mm Slot	Left
0403126800001	Black Powder Coated	68	8mm Hex	Right
0403126800002	Black Powder Coated	68	8mm Hex	Left
0403129300001	Black Powder Coated	93	Tubular Key	Right
0403129300002	Black Powder Coated	93	Tubular Key	Left
0403129400001	Black Powder Coated	94	Wing Knob	Right
0403129400002	Black Powder Coated	94	Wing Knob	Left

tel | 800 847 0486 fax | 866 561 6617

FIXED COMPRESSION LATCHES

040 Series
Fixed Compression Latches & Locks - Stainless Steel

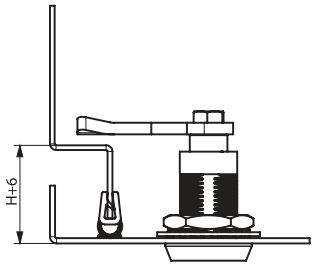

The first 90° of key rotation turns the cam to locking position

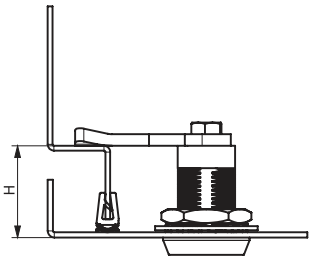

Further key rotation 180° applies 6mm compression

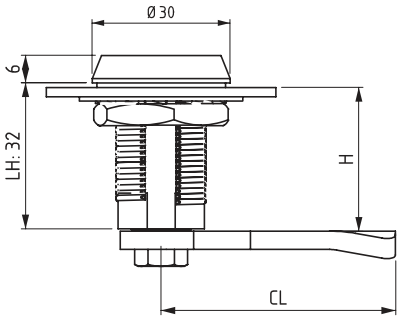

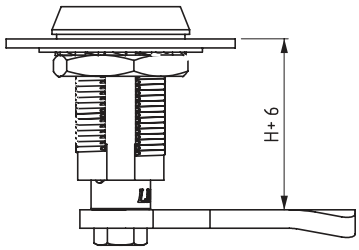

Specifications:
- Material:
  Housing: Stainless Steel
  Driver: Stainless Steel
  Cam: Stainless Steel
  Washer: Rubber
- Finish: Natural
- Includes Lock Washer

Features:
- Latch provides good compression, noise dampening and better sealing under vibration conditions
- Provides 6mm preset compression
- Lock is vibration and shock rated per DIN-EN 61373
- Housing and driver is DIN-EN 1774 rated
- Alternate cut-out available, contact Essentra for details

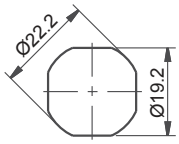

Cut-Out

FOR ALTERNATE DRIVERS SEE PAGE 596.
CAMS SOLD SEPARATELY. SEE PAGE 594.
DRIVER KEY SOLD SEPARATELY. SEE PAGES 597 - 598.

Driver Style				
13	**28**	**37**	**42**	**88**
3mm Double Bit	8mm Square	7mm Triangle	2 x 4mm Slot	Railway

Item No.	Driver Style	Driver Description	Hand Operation
0408401300001	13	3mm Double Bit	Right
0408401300002	13	3mm Double Bit	Left
0408402800001	28	8mm Square	Right
0408402800002	28	8mm Square	Left
0408403700001	37	7mm Triangle	Right
0408403700002	37	7mm Triangle	Left
0408404200001	42	2 x 4mm Slot	Right
0408404200002	42	2 x 4mm Slot	Left
0408408800001	88	Railway	Right
0408408800002	88	Railway	Left

FIXED COMPRESSION LATCHES & LOCKS - SHORT HOUSING

540 Series
Fixed Compression Latches & Locks - Short Housing

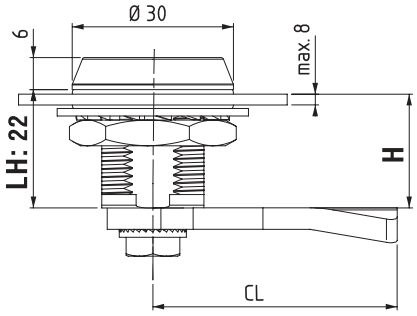

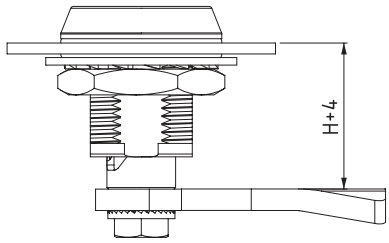

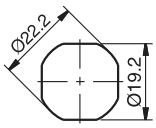

Cut-Out

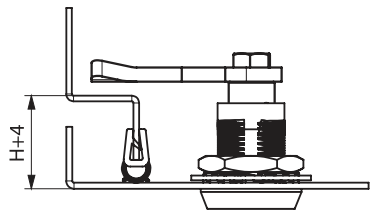

The first 90° of key rotation turns the cam to locking position



Further key rotation 180° applies 4 mm compression

Specifications:
- Material:
  Housing: Stainless Steel (AISI 316)
  Driver: Same as housing
  Cam: Stainless Steel
  Gasket: Rubber
- Provides 4 mm preset compression
- Lock is vibration and shock rated per DIN EN 61373
- Two keys supplied with every lock

Features:
- Latch provides good compression, noise dampening and better sealing under vibration condition
- When key is turned to 90° cam turns to locking position
- When key is turned to 180° cam turns to fixing position

Driver Style		
13	**28**	**38**
3mm Double Bit	8mm Square	8mm Triangle

Item No.	Driver Style	Driver Description	Hand Operation
5403401300001	13	3mm Double bit	Right
5403401300002	13	3mm Double bit	Left
5403402800001	28	8 mm Square	Right
5403402800002	28	8 mm Square	Left
5403403800001	38	8 mm Triangle	Right
5403403800002	38	8 mm Triangle	Left

tel | 800 847 0486 fax | 866 561 6617

ADJUSTABLE COMPRESSION LATCHES

040 Series
Adjustable Compression Latches & Locks

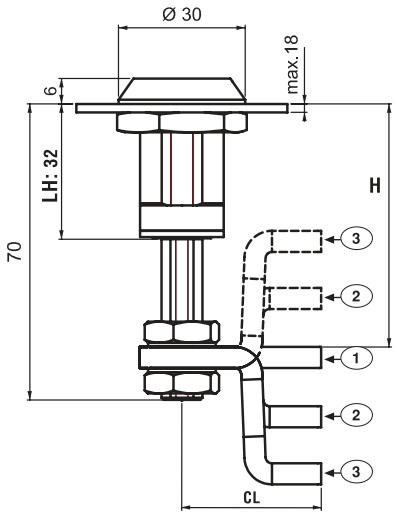

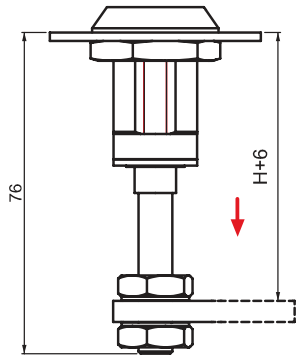

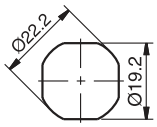

Cut-Out

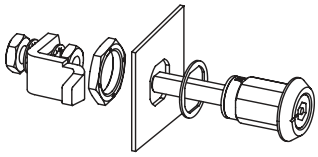

Specifications:
- Material:
  Housing: Zinc Alloy
  Driver: Zinc Alloy
  Cam: Steel
  Washer: Rubber
- Finish: See Table

Features:
- Wide Grip range with adjustable screw
- Latch provides good compression, noise dampening and better sealing under vibration condition
- Provides 6mm preset compression
- Lock is vibration and shock rated per DIN-EN 61373
- Housing and driver is DIN-EN 1774 rated
- Alternate cut-out available, contact Essentra for details

FOR ALTERNATE DRIVERS SEE PAGE 596.

CAMS SOLD SEPARATELY. See Table >>

DRIVER KEY SOLD SEPARATELY. SEE PAGES 597 - 598.

Round Spurred Lock Washer - Optional
- Item No. 060A3
- Ideal for round through hole Installation
- Ordered separately

Cams Without Stoppers

Specifications:
- Material: Steel
- Finish: Zinc Plated
- Thickness: 4mm

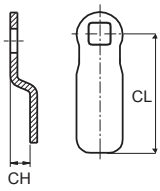

Item No.	Cam Type		CH	CL	Position	H Grip* Min	H Grip* Max
30403565	①	Flat	0	33	Cam Straight	41	58
30403566	②	Offset	14	33	Reversed	27	44
					Forward	55	72
30403567	③	Offset	27.5	33	Reversed	13.5	30.5
					Forward	68	85

***Grip is measured in latched position**

Driver Style						
13	27	37	42	68	93	94
3mm Double Bit	7mm Square	7mm Triangle	2 x 4mm Slot	8mm Hex	Tubular Key	Wing Knob

Item No.				
Chrome Plated	Black Powder Coated	Driver Style	Driver Description	Hand Operation
—	0404121300001	13	3mm Double Bit	Right
0404111300002	0404121300002	13	3mm Double Bit	Left
—	0404122700001	27	7mm Square	Right
—	0404122700002	27	7mm Square	Left
—	0404123700001	37	7mm Triangle	Right
—	0404123700002	37	7mm Triangle	Left
—	0404124200001	42	2 x 4mm Slot	Right
—	0404124200002	42	2 x 4mm Slot	Left
0404116800001	0404126800001	68	8mm Hex	Right
0404116800002	0404126800002	68	8mm Hex	Left
0404119300001	0404129300001	93	Tubular Key	Right
0404119300002	0404129300002	93	Tubular Key	Left
0404119400001	0404129400001	94	Wing Knob	Right
0404119400002	0404129400002	94	Wing Knob	Left

ADJUSTABLE COMPRESSION LATCHES

040 Series
Adjustable Compression Latches & Locks - Stainless Steel

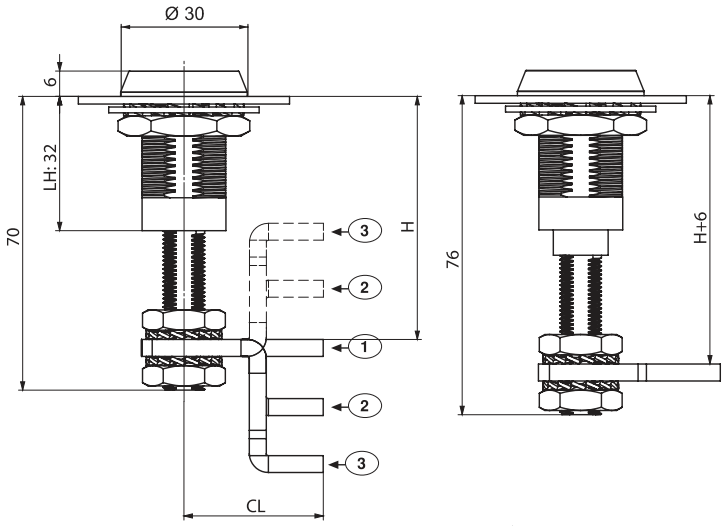

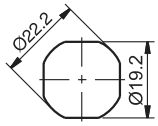

Cut-Out

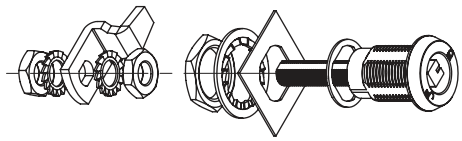

Specifications:
- Material:
  Housing: Stainless Steel
  Driver: Same as housing
  Cam: Stainless Steel
  Washer: Rubber
- Finish: Natural

Features:
- Wide Grip range with adjustable screw
- Ideal for applications that require better sealing under vibration conditions
- Provides 6mm preset compression
- Lock is vibration and shock rated per DIN-EN 61373
- Housing and driver is DIN-EN 1774 rated
- Alternate cut-out available, contact Essentra for details

FOR ALTERNATE DRIVERS SEE PAGE 596.
CAMS SOLD SEPARATELY. See Table >>
DRIVER KEY SOLD SEPARATELY. SEE PAGES 597 - 598.

Cams Without Stoppers

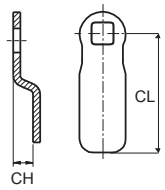

Specifications:
- Material: Stainless Steel
- Finish: Natural
- Thickness: 4mm

Item No.	Cam Type		CH	CL	Position	H Grip* Min	H Grip* Max
30405565	①	Flat	0	33	Cam Straight	41	58
30405566	②	Offset	14	33	Reversed	27	44
					Forward	55	72
30405567	③	Offset	27.5	33	Reversed	13.5	30.5
					Forward	68	85

***Grip is measured in latched position**

Driver Style				
13	28	37	42	88
3mm Double Bit	8mm Square	7mm Triangle	2 x 4mm Slot	Railway

Item No.	Driver Style	Driver Description	Hand Operation
0406401300001	13	3mm Double Bit	Right
0406401300002	13	3mm Double Bit	Left
0406402800001	28	8mm Square	Right
0406402800002	28	8mm Square	Left
0406403700001	37	7mm Triangle	Right
0406403700002	37	7mm Triangle	Left
0406404200001	42	2 x 4mm Slot	Right
0406404200002	42	2 x 4mm Slot	Left
0406408800001	88	Railway	Right
0406408800002	88	Railway	Left

tel | 800 847 0486 fax | 866 561 6617

FIXED COMPRESSION LATCHES & LOCKS - SHORT HOUSING

540 Series
Fixed Compression Latches & Locks - Short Housing

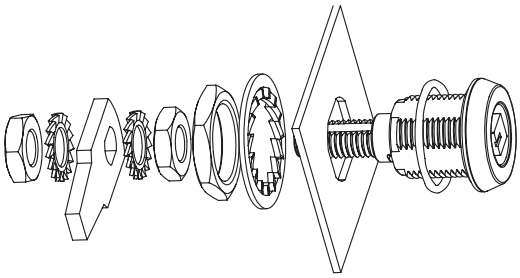

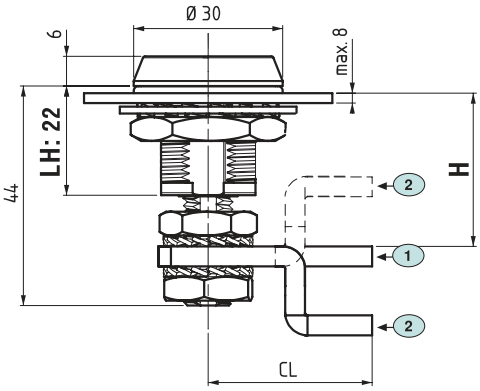

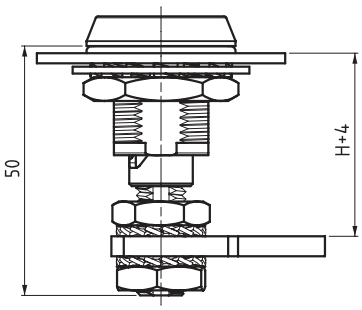

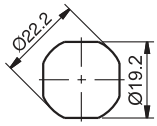

Cut-Out

Specifications:
- Material:
  Housing: Stainless Steel (AISI316)
  Driver: same as housing (AISI 316)
  Cam: Stainless Steel (AISI304)
  Gasket: Rubber
  Nut: Stainless Steel (AISI304)
- Provides 6mm preset compression
- Lock is vibration and shock rated per DIN EN 61373
- Two keys supplied with every lock

Features:
- Latch provides good compression, noise dampening and better sealing under vibration condition
- When key is turned to 90° cam turns to locking position
- When key is turned to 180° cam turns to fixing position

FOR ALTERNATE DRIVERS SEE PAGE 596.
CAMS SOLD SEPARATELY. See Table >>
DRIVER KEY SOLD SEPARATELY. SEE PAGES 597 - 598.

Item No.	Cam Type		CH	CL	Position	H Grip* Min	H Grip* Max
30405565	①	Flat	0	33	Cam Straight	41	58
30405566	②	Offset	14	33	Reversed	27	44
					Forward	55	72

Driver Style		
13	28	38
3mm Double Bit	8mm Square	8mm Triangle

Item No.	Driver Style	Driver Description	Hand Operation
5404401300001	13	3mm Double bit	Right
5404401300002	13	3mm Double bit	Left
5404402800001	28	8 mm Square	Right
5404402800002	28	8 mm Square	Left
5404403800001	38	8 mm Triangle	Right
5404403800002	38	8 mm Triangle	Left

MINI ADJUSTABLE COMPRESSION LATCHES

140 Series
Mini Adjustable Compression Latches & Locks

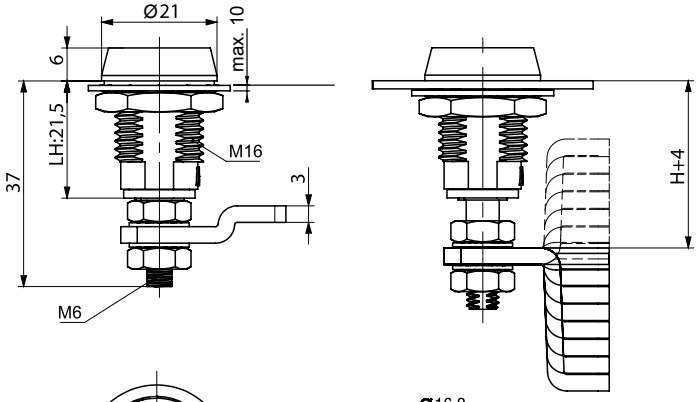

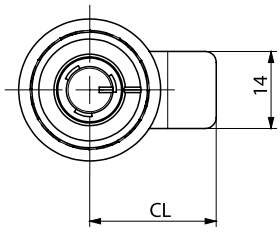

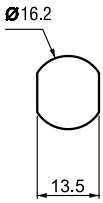

Cut-Out

LINE EXTENSION

IP65

RoHS

Suitable for LH RH Left or Right Hand

Cams Without Stoppers

Specifications:
- Material: Steel
- Finish: Zinc Plated
- Thickness: 4mm

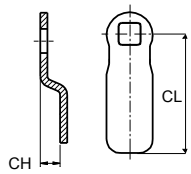

Item No.	LH	CH Cam Height mm	CH Cam Height in	CL Cam Length mm	CL Cam Length in	H Grip* Min mm	H Grip* Min in	H Grip* Max mm	H Grip* Max in
30400606	21.5	0.0	0.000	23.0	0.906	26.2	1.031	29.4	1.157
30403607	21.5	1.0	0.039	23.0	0.906	25.2	0.992	28.4	1.118
30403608	21.5	3.8	0.150	23.0	0.906	22.4	0.882	25.6	1.008
30403609	21.5	7.0	0.276	23.0	0.906	19.2	0.756	22.4	0.882
30403610	21.5	10.2	0.402	23.0	0.906	16.0	0.630	19.2	0.756
30403611	21.5	13.4	0.528	23.0	0.906	12.8	0.504	16.0	0.630
30403612	21.5	16.6	0.654	23.0	0.906	9.6	0.378	12.8	0.504
30403613	21.5	19.8	0.780	23.0	0.906	6.4	0.252	9.6	0.378
30403614	21.5	23.0	0.906	23.0	0.906	3.2	0.126	6.4	0.252

Specifications:
- Material: Stainless Steel
- Finish: Natural
- Thickness: 4mm

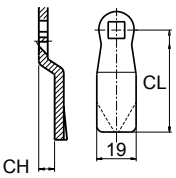

Item No.	CC	CH Height	CL Length	H Grip LH = 18.5	H Grip LH = 20	H Grip LH = 25	H Grip LH = 32
30405117	30	0	45	18.5	20	25	32
30405058	40	0	51	18.5	20	25	32
30405012	35	2	45	20.5	22	27	34
30405013	31	3	45	21.5	23	28	35
30405015	34	4	45	22.5	24	29	36
30405002	42	7	49	25.5	27	32	39
30405016	36	8	45	26.5	28	33	40
30405017	47	10	45	28.5	30	35	42
30405018	44	12	45	30.5	32	37	44

***Grip is measured in latched position**

Specifications:
- Material:
  Housing: Zinc Alloy
  Driver: Zinc Alloy
  Cam: Steel
  Gasket: Rubber
- Finish: See Table
- Housing and Driver are DIN-EN 1774 rated

Features:
- Wide Grip range with adjustable screw
- Ideal for applications that require better sealing
- Provides 4mm preset compression
- Applicable cams are without stoppers

Dust Cap - Optional
- Item No. 140A1
- Ordered separately

FOR ALTERNATE DRIVERS SEE PAGE 596.

CAMS SOLD SEPARATELY. See Table >>

DRIVER KEY SOLD SEPARATELY. SEE PAGES 597 - 598.

Driver Style 45	64	93	94
Slot	4mm Hexagon	Tubular Key	Wing Knob

Item No. Zinc Alloy Chrome Plated	Zinc Alloy Black Powder Coated	Stainless Steel	Driver Style	Driver Description
140114500	**140124500**	• **140404500**	45	Slot
140116400	**140126400**	• **140406400**	64	4mm Hexagon
140119300	**140129300**	• **140409300**	93	Tubular Key
140119400	**140129400**	–	94	Wing Knob

tel | 800 847 0486 fax | 866 561 6617

COMPRESSION LATCHES - T HANDLE FIXED

240 Series
Compression Latches - 'T' Handle Fixed Locks

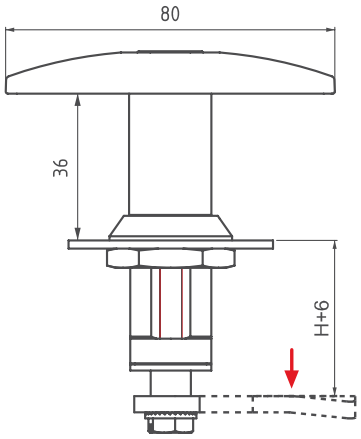

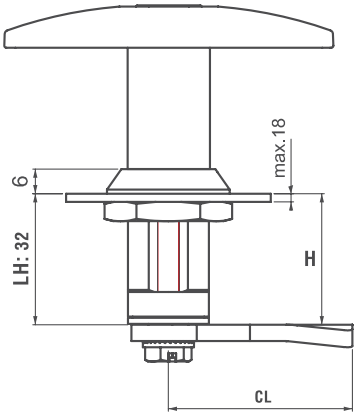

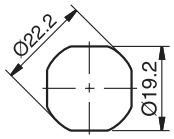

Cut-Out

Specifications:
- Material:
  Housing: Zinc Alloy
  Handle: Zinc Alloy
  Cam: Steel
  Gasket: Rubber
- Finish: See Table
- Housing and Handle are DIN-EN 1774 rated
- Two keys supplied with every lock

Features:
- Ideal for applications that require better sealing
- For alternate cut-outs or cylinders, please contact Essentra for details

Round Spurred Lock Washer - Optional
- Item No. 060A3
- Ideal for round through hole Installation
- Ordered separately

CAMS SOLD SEPARATELY. SEE PAGE 592 - 593.

Item No.		
Chrome Plated	**Black Powder Coated**	**Cylinder Description**
2403110000	**2403120000**	No Cylinder
2403110700	**2403120700**	CH 751 (Stainless Steel Shutter)

CUSTOM SOLUTIONS AVAILABLE

Our expertise ranges across multiple industries, supported by outstanding customer service. We can reduce your lead times and provide custom solutions and advice to help you achieve your business goals.

COMPRESSION LATCHES - T HANDLE ADJUSTABLE

240 Series
Compression Latches - Adjustable 'T' Handle Locks

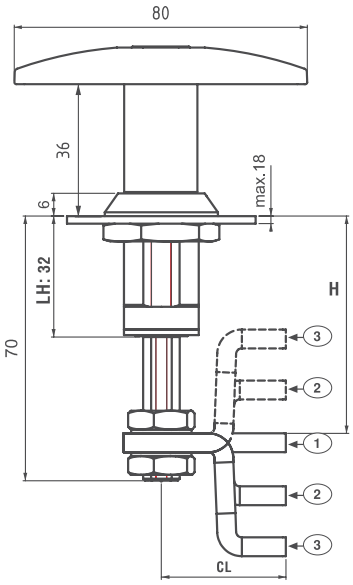

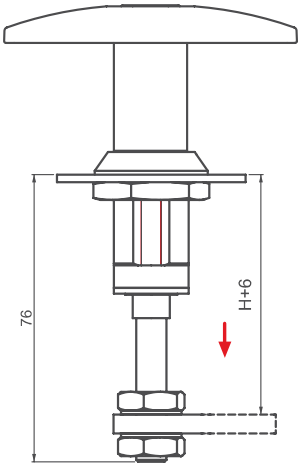

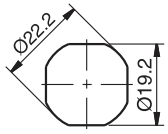

Cut-Out

Specifications:
- Material:
  Housing: Zinc Alloy
  Handle: Zinc Alloy
  Cam: Steel
  Gasket: Rubber
- Finish: See Table
- Housing and Handle are DIN-EN 1774 rated
- Two keys supplied with every lock

Features:
- Wide Grip range with adjustable nut
- Ideal for applications that require better sealing
- Adjustable screw latches with quarter turn Cam operation
- Provides 6mm preset compression
- For alternate cylinders, please contact Essentra for details

CAMS SOLD SEPARATELY. See Table >>

Cams Without Stoppers

Specifications:
- Material: Steel
- Finish: Zinc Plated
- Thickness: 4mm

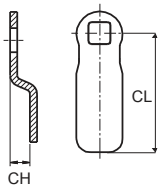

Item No.	Cam Type		CH	CL	Position	H Grip* Min	H Grip* Max
30403565	①	Flat	0	33	Cam Straight	41	58
30403566	②	Offset	14	33	Reversed	27	44
					Forward	55	72
30403567	③	Offset	27.5	33	Reversed	13.5	30.5
					Forward	68	85

***Grip is measured in latched position**

Item No.		
Chrome Plated	Black Powder Coated	Cylinder Description
2404110000	2404120000	No Cylinder
2404110700	2404120700	CH 751 (Stainless Steel Shutter)

tel | 800 847 0486 fax | 866 561 6617

COMPRESSION LATCHES - WING KNOB FIXED

340 Series
Compression Latches - Wing Knob Fixed Locks

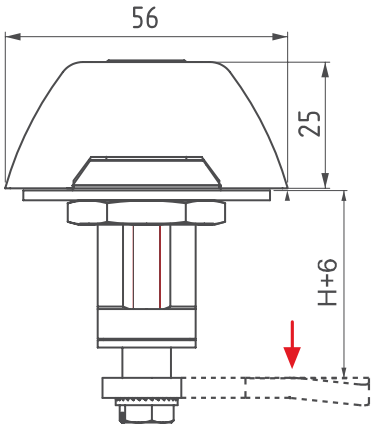

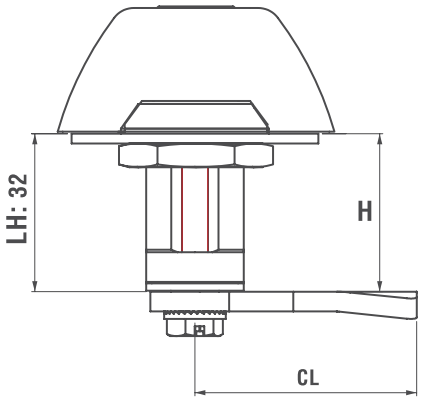

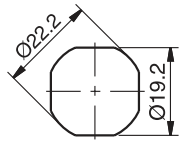

Cut-Out

Specifications:
- Material:
  Housing: Zinc Alloy
  Knob: Zinc Alloy
  Cam: Steel
  Gasket: Rubber
- Finish: See Table
- Housing and Knob are DIN-EN 1774 rated
- Two keys supplied with every lock

Features:
- Ideal for applications that require better sealing
- Provides 6mm preset compression
- For alternate cut-outs, cylinders or padlockable version, please contact Essentra for details

CAMS SOLD SEPARATELY. SEE PAGE 592 - 593.

Round Spurred Lock Washer - Optional
- Item No. 060A3
- Ideal for round through hole Installation
- Ordered separately

Item No.		
Chrome Plated	**Black Powder Coated**	**Cylinder Description**
3403110000	**3403120000**	No Cylinder
3403110700	**3403120700**	CH 751 (Stainless Steel Shutter)

COMPRESSION LATCHES - WING KNOB ADJUSTABLE

340 Series
Compression Latches - Wing Knob Adjustable Locks

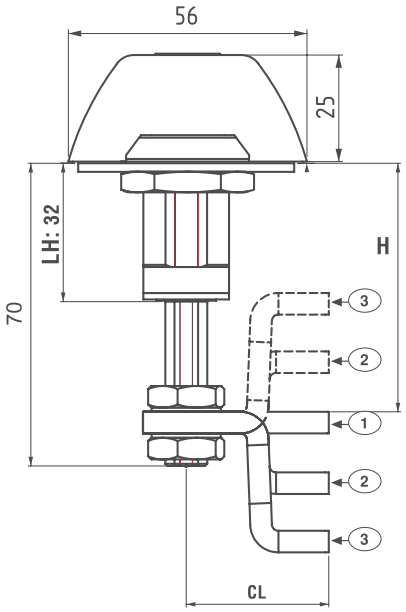

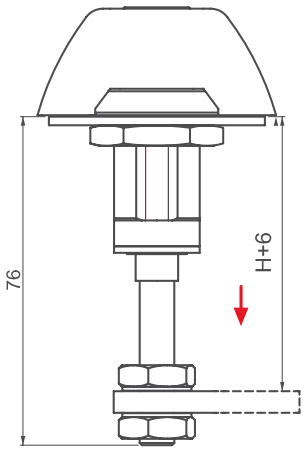

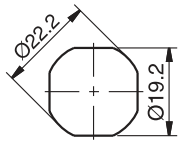

Cut-Out

Specifications:
- Material:
  Housing: Zinc Alloy
  Knob: Zinc Alloy
  Cam: Steel
  Gasket: Rubber
- Finish: See Table
- Housing and Knob are DIN-EN 1774 rated
- Two keys supplied with every lock

Features:
- Ideal for applications that require better sealing
- Adjustable screw latches with quarter turn CAM operation
- Provides 6mm preset compression
- For alternate cut-outs, cylinders or padlockable version, please contact Essentra for details

⚠ CAMS SOLD SEPARATELY. See Table >>

Round Spurred Lock Washer - Optional
- Item No. 060A3
- Ideal for round through hole Installation
- Ordered separately

Cams Without Stoppers

Specifications:
- Material: Steel
- Finish: Zinc Plated
- Thickness: 4mm

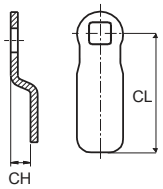

Item No.	Cam Type		CH	CL	Position	H Grip* Min	H Grip* Max
30403565	①	Flat	0	33	Cam Straight	41	58
30403566	②	Offset	14	33	Reversed	27	44
					Forward	55	72
30403567	③	Offset	27.5	33	Reversed	13.5	30.5
					Forward	68	85

Item No.		
Chrome Plated	Black Powder Coated	Cylinder Description
3404110000	3404120000	No Cylinder
3404110700	3404120700	CH 751 (Stainless Steel Shutter)

tel | 800 847 0486 fax | 866 561 6617

COMPRESSION LATCHES - FLUSH TRIGGER LOCKS

077 Series
Compression Latches / Flush Trigger Locks

RoHS

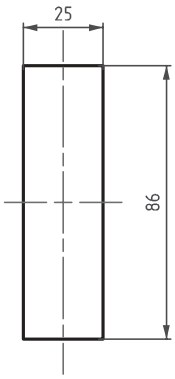

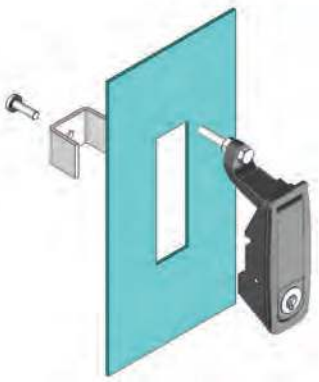

Cut-Out

Version 1

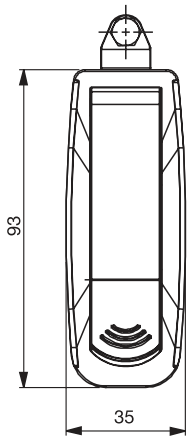

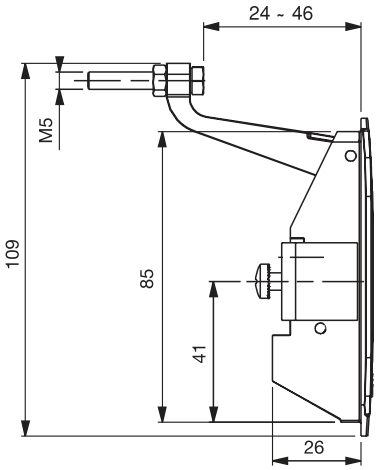

Version 2

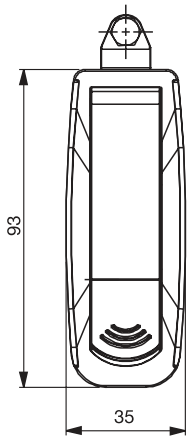

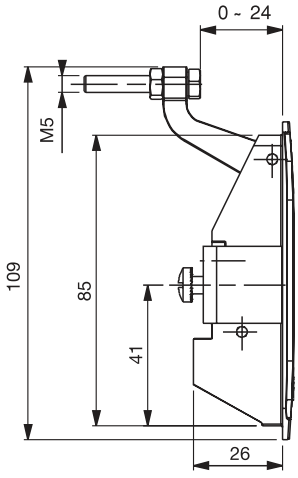

Specifications:
- Material:
  Body: Zinc Alloy
  Handle: Zinc Alloy
  Installation Bracket: Steel
- Finish: See Table
- Housing and Knob Compliant to DIN-EN 1774 (Zinc Alloy)
- Two keys supplied with every lock

Features:
- Flush style trigger design
- Available with or without cylinders
- Suitable for 2mm door thickness (Maximum)

Item No.	Finish	Version	Grip Adjustment mm	Cylinder or Driver	Cylinder / Driver Description
0771100	Chrome Plated	1	24 - 46	Cylinder	No Cylinder
0772100	Chrome Plated	2	0 - 24	Cylinder	No Cylinder
0771200	Black Powder Coated	1	24 - 46	Cylinder	No Cylinder
0771201	Black Powder Coated	1	24 - 46	Cylinder	Keyed Alike
0771202	Black Powder Coated	1	24 - 46	Cylinder	Keyed to Differ
0771207	Black Powder Coated	1	24 - 46	Cylinder	CH751 (Stainless Steel Shutter)
0772200	Black Powder Coated	2	0 - 24	Cylinder	No Cylinder
0772201	Black Powder Coated	2	0 - 24	Cylinder	Keyed Alike
0772202	Black Powder Coated	2	0 - 24	Cylinder	Keyed to Differ
0772207	Black Powder Coated	2	0 - 24	Cylinder	CH751 (Stainless Steel Shutter)

COMPRESSION LATCHES - OFF-SET TRIGGER LOCKS

177 Series
Compression Latches / Off-Set Trigger Locks

RoHS

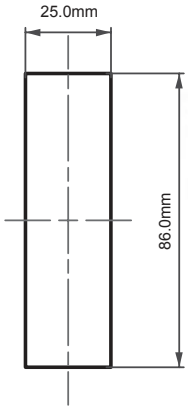

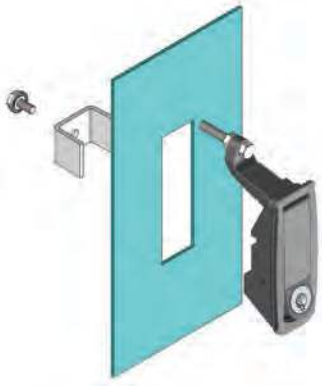

Cut-Out

Version 1

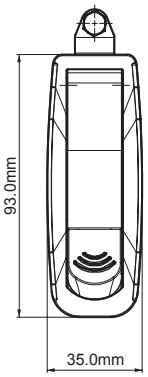

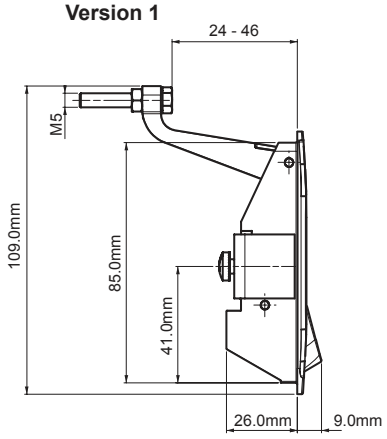

Version 2

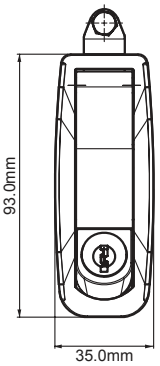

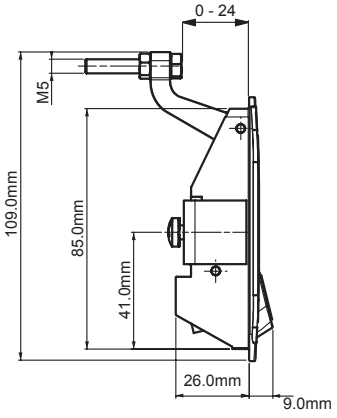

Specifications:
- Material:
  Body: Zinc Alloy
  Handle: Zinc Alloy
  Installation Bracket: Steel
- Finish: See Table
- Housing and Handle are DIN-EN 1774 rated
- Two keys supplied with every lock

Features:
- Available with or without cylinders
- Suitable for 2mm door thickness (Maximum)

No Cylinder

With Key Cylinder

Item No.		Version	Grip Adjustment	Cylinder or Driver	Cylinder / Driver Description
Chrome Plated	Black Powder Coated				
1771100	1771200	1	24 - 46mm	Cylinder	No Cylinder
—	1771201	1	24 - 46mm	Cylinder	Keyed Alike
—	1771202	1	24 - 46mm	Cylinder	Keyed to Differ
—	1771207	1	24 - 46mm	Cylinder	CH751 (Stainless Steel Shutter)
—	1771242	1	24 - 46mm	Driver	Slot (2 x 4mm)
1772100	1772200	2	0 - 24mm	Cylinder	No Cylinder
—	1772201	2	0 - 24mm	Cylinder	Keyed Alike
—	1772202	2	0 - 24mm	Cylinder	Keyed to Differ
—	1772207	2	0 - 24mm	Cylinder	CH751 (Stainless Steel Shutter)
—	1772242	2	0 - 24mm	Driver	Slot (2 x 4mm)

tel | 800 847 0486 fax | 866 561 6617

ADJUSTABLE GRIP COMPRESSION LATCHES

377 Series
Compression Latch - Adjustable Grip

IP65

RoHS

Version 1

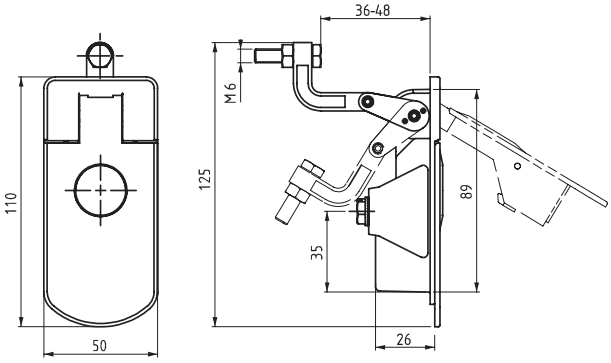

Version 2

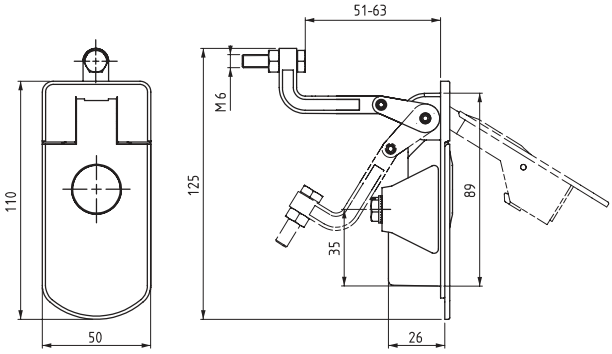

Specifications:
- Material:
  Body: Zinc Alloy
  Handle: Zinc Alloy
  Fixing Bracket: Steel
  Dust Cap: Stainless Steel
- Finish: Black Powder Coated
- Latch is DIN-EN 1774 rated
- Two keys supplied with every lock

Features:
- Available with or without cylinders
- Work with door/panel thickness up to 2mm
- Assemble lock with one fixing bracket
- Please contact Essentra for alternate Finish

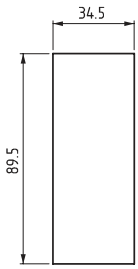

Cut-Out

Item No.	Version	Cylinder Description
3771200	1	No Cylinder
3771203	1	Keyed Alike with Stainless Steel Shutter
3771232	1	Keyed Different with Stainless Steel Shutter
3771207	1	CH751 (Stainless Steel Shutter)
3772200	2	No Cylinder
3772203	2	Keyed Alike with Stainless Steel Shutter
3772232	2	Keyed Different with Stainless Steel Shutter
3772207	2	CH751 (Stainless Steel Shutter)

SPRING LOADED LATCHES & LOCKS

060 Series
Spring Loaded Latches & Locks

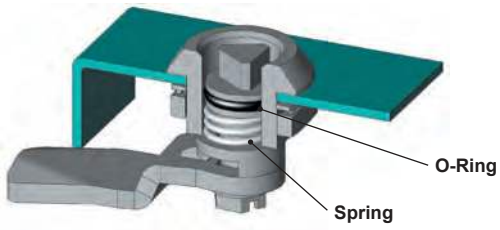

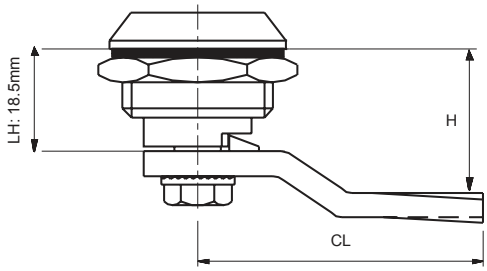

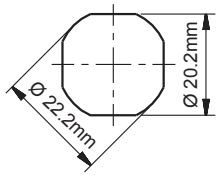

Cut-Out

Specifications:
- Material: See Table
  Cam: Steel or Nylon
  Gasket: Rubber
- Finish: See Table
- Housing and driver is DIN-EN 1774 rated

Features:
- Internal spring provides tactile resistance
- Cam does not rotate beyond quarter turn due to stop lip
- Please contact Essentra for alternate drivers

FOR ALTERNATE DRIVERS SEE PAGE 596.
CAMS SOLD SEPARATELY. SEE PAGES 590 - 591.
DRIVER KEY SOLD SEPARATELY. SEE PAGES 597 - 598.

Driver Style					
13	15	28	37	38	42
3mm Double Bit	5mm Double Bit	8mm Square	7mm Triangle	8mm Triangle	2 x 4mm Slot

Driver Style				
52	61	68	88	97
Slot	10mm Hex Female	8mm Hex Female	Railway	11mm Hex Male

Item Number					
Zinc Alloy Chrome Plated	Zinc Alloy Black Powder Coated	Stainless Steel Natural	Nylon Black	Driver Style	Driver Description
060111300	060121300	060401300	060201300	13	3mm Double Bit
060111500	060121500	060401500	060201500	15	5mm Double Bit
060112800	060122800	060402800	060202800	28	8mm Square
060113700	—	—	—	37	7mm Triangle
060113800	060123800	060403800	060203800	38	8mm Triangle
060114200	060124200	—	060204200	42	2 x 4mm Slot
060115200	060125200	—	—	52	Slot
060116100	060126100	—	—	61	10mm Hex Female
060116800	060126800	—	—	68	8mm Hex Female
—	—	060408800	—	88	Railway
060119700	060129700	—	—	97	11mm Hex Male

tel | 800 847 0486 fax | 866 561 6617

461 Series
Secure Quarter Turn Latches & Locks

RoHS

Key is removable at locked position

Key is not removable at open position, it works like a knob.

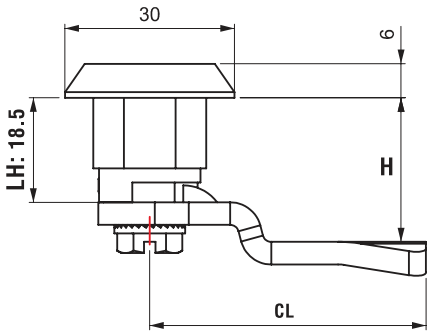

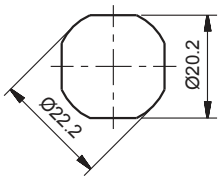

Cut-Out

Specifications:
- Material:
  Housing: Zinc Alloy
  Driver: Zinc Alloy
  Cam: Steel
  Gasket: Rubber
- Finish: Chrome Plated
- Housing and Driver are DIN-EN 1774 rated

Features:
- When lock is open the key functions as a knob
- Applicable Cams are with stoppers
- Latch includes Stainless Steel Shutter

CAMS SOLD SEPARATELY. SEE PAGES 590 - 591.
DRIVER KEY SOLD SEPARATELY. SEE PAGES 597 - 598.

Driver Style
15
5mm Double Bit

Item No.	Driver Style	Driver Description	Hand Operation
46111111500001	15	5mm Double Bit	Right Hand
46111111500002	15	5mm Double Bit	Left Hand

QUARTER TURN LATCHES & LOCKS - SPRING CAM

160 Series
Quarter Turn Spring Cam Latch / Lock

RoHS

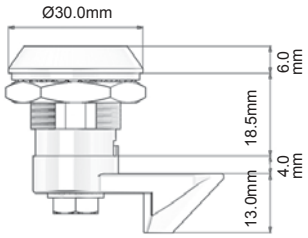

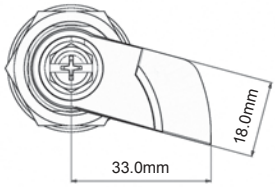

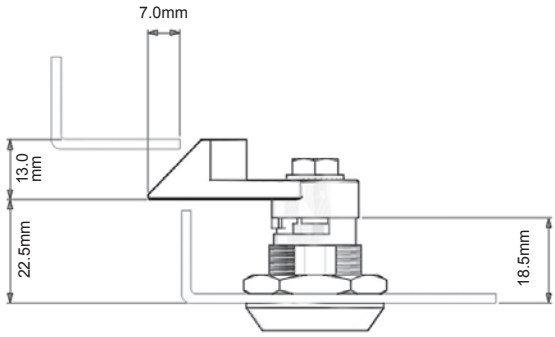

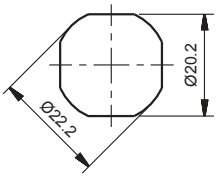

Cut-Out



Position 1
Push the door

Position 2
Cam will rotate free of frame



Position 3
When the cam is free, it will return to the lock position

Specifications:
- Material:
  Housing: Zinc Alloy
  Drivers: Zinc Alloy
  Gasket: Rubber
- Finish: See Table
- Housing and Driver are DIN-EN 1774 rated
- Spring loaded cam is included

Features:
- Spring-loaded cam provides push-to-close action
- Distance between inside of lock face and front of cam fixed at 22.5mm
- Cam included with latch
- Please contact Essentra for alternate driver options

FOR ALTERNATE DRIVERS SEE PAGE 596.
DRIVER KEY SOLD SEPARATELY. SEE PAGES 597 - 598.

Driver Style	
13	**15**
3mm Double Bit	5mm Double Bit

Item No.	Finish	Driver Style	Driver Description	Hand Operation
1601113001	**Chrome Plated**	**13**	3mm Double Bit	Right
1601113002	**Chrome Plated**	**13**	3mm Double Bit	Left
1601115001	**Chrome Plated**	**15**	5mm Double Bit	Right
1601115002	**Chrome Plated**	**15**	5mm Double Bit	Left
1601215001	**Black Powder Coated**	**15**	5mm Double Bit	Right
1601215002	**Black Powder Coated**	**15**	5mm Double Bit	Left

MINI QUARTER TURN LATCHES - SPRING LOADED

066 Series
Mini Quarter Turn Latches - Spring Loaded Locks

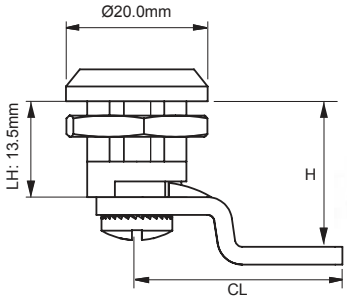

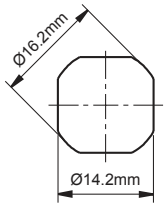

Specifications:
- Material:
  Housing: Zinc Alloy
  Driver: Zinc Alloy
  Cam: Steel
- Finish: See Table
- Housing and Driver are DIN-EN 1774 rated

Features:
- Specially designed internal spring provides 1mm tactile resistance
- Sealing washer NOT supplied, consult Essentra for IP rated latch/gasket
- Please contact Essentra for alternate drivers

CAMS SOLD SEPARATELY. SEE PAGE 595.

DRIVER KEY SOLD SEPARATELY. SEE PAGES 597 - 598. Cut-Out

Driver Style		
26	37	42
6mm Square	7mm Triangle	2 x 4mm Slot

Item No.			
Chrome Plated	Black Powder Coated	Driver Style	Driver Description
066112600	066122600	26	6mm Square
066113700	066123700	37	7mm Triangle
066114200	066124200	42	2 x 4mm Slot

266 Series
Quarter Turn Latches - Spring Loaded Locks

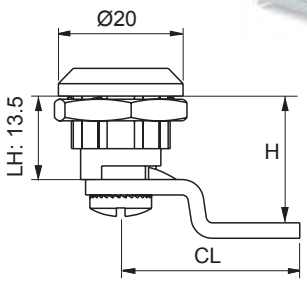

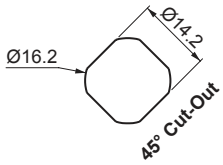

Specifications:
- Material:
  Housing: Zinc Alloy
  Drivers: Zinc Alloy
  Cam: Steel
- Finish: See Table
- Housing and Driver are DIN-EN 1774 rated

Features:
- Internal spring provides 1mm tactile resistance
- Cam does not rotate beyond quarter turn due to stop lip
- Applicable Cams are with stoppers
- Please contact Essentra for IP rated Latch

FOR ALTERNATE DRIVERS SEE PAGE 596.

CAMS SOLD SEPARATELY. SEE PAGE 595.

DRIVER KEY SOLD SEPARATELY. SEE PAGES 597 - 598.

Driver Style		
26	37	42
6mm Square	7mm Triangle	2 x 4mm Slot

Item No.			
Chrome Plated	Black Powder Coated	Driver Style	Driver Description
266112600	266122600	26	6mm Square
266113700	266123700	37	7mm Triangle
266114200	266124200	42	2 x 4mm Slot

QUARTER TURN LATCHES - SPRING LOADED

360 Series
Quarter Turn Latches - Spring Loaded Locks with Grounding Clip

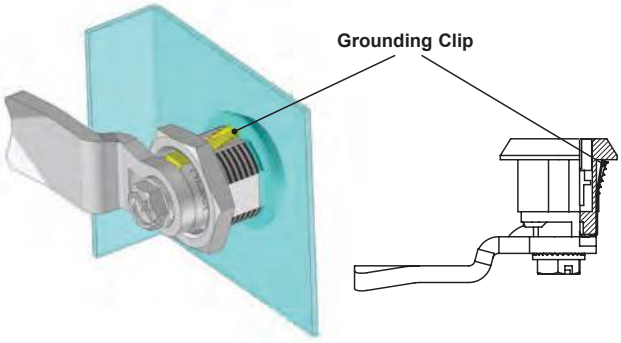

Specifications:
- Material:
  Housing: Zinc Alloy
  Driver: Zinc Alloy
  Cam: Steel or Nylon
  Gasket: Rubber
  Grounding Clip: Stainless Steel
- Finish: See Table
- Housing and Driver are DIN-EN 1774 rated

Features:
- Internal spring provides tactile resistance
- CAM does not rotate beyond quarter turn due to stop lip
- Applicable Cams are with stoppers
- Special clip for grounding

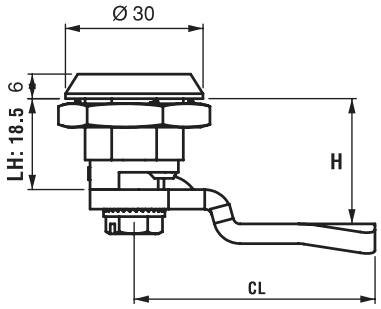

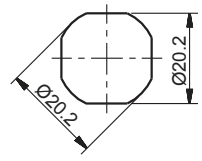

Cut-Out

FOR ALTERNATE DRIVERS SEE PAGE 596.
CAMS SOLD SEPARATELY. SEE PAGES 590 - 591.
DRIVER KEY SOLD SEPARATELY. SEE PAGES 597 - 598.

Driver Style					
13	15	28	37	38	42
3mm Double Bit	5mm Double Bit	8mm Square	7mm Triangle	8mm Triangle	2 x 4mm Slot

Item No.			
Chrome Plated	Black Powder Coated	Driver Style	Cylinder Description
360111300	**360121300**	13	3mm Double Bit
360111500	**360121500**	15	5mm Double Bit
360112800	**360122800**	28	8mm Square
360113700	**360123700**	37	7mm Triangle
360113800	**360123800**	38	8mm Triangle
360114200	**360124200**	42	2 x 4mm Slot

tel | 800 847 0486 fax | 866 561 6617

QUARTER TURN LATCHES - QUICK INSTALLATION

560 Series
Quarter Turn - Quick Installation Locks



Clip design allows for quick installation



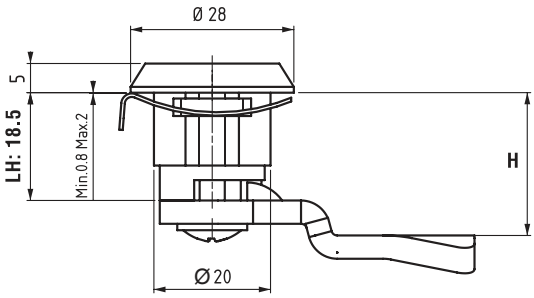

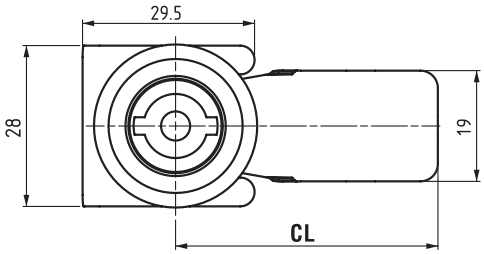

Specifications:
- Material:
  Housing: Black Nylon (PA6 30% GF)
  Driver: Black Nylon (PA6 30% GF)
- Housing and Driver Compliant to DIN-EN 1774

Features:
- Easy assembly by clips
- Specially designed internal spring provides tactile resistance
- Can be used for panel thickness 0.8-2.0mm

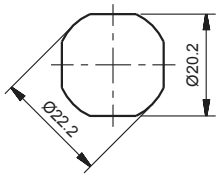

Cut-Out

FOR ALTERNATE DRIVERS SEE PAGE 596.
CAMS SOLD SEPARATELY. SEE PAGES 590 - 591.
DRIVER KEY SOLD SEPARATELY. SEE PAGES 597 - 598.

Driver Style			
15	**28**	**38**	**42**
5mm Double Bit	8mm Square	8mm Triangle	2 x 4mm Slot

Item No.	Driver Style	Driver Description
56020201500	15	5mm Double Bit
56020202800	28	8mm Square
56020203800	38	8mm Triangular
56020204200	42	Slot (2 x 4)

QUARTER TURN LATCHES - EASY INSTALL / SPRING LOADED

660 Series
Quarter Turn Latches - Easy Install Locks

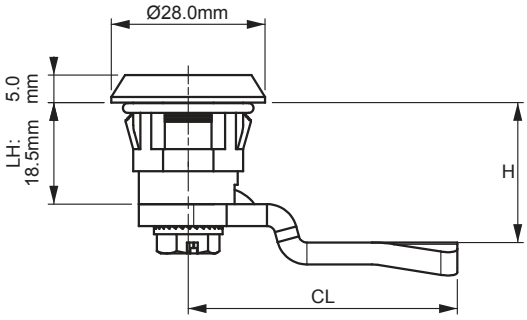

IP65

RoHS

Suitable for LH RH Left or Right Hand

Specifications:
- Material:
  Housing: Black Nylon (PA6 30% GF)
  Driver Material: Black Nylon (PA6 30% GF)
  Cam: Steel, Nylon

Features:
- Easy assembly by clips

FOR ALTERNATE DRIVERS SEE PAGE 596.
CAMS SOLD SEPARATELY. SEE PAGES 590 - 591.
DRIVER KEY SOLD SEPARATELY. SEE PAGES 597 - 598.

Driver Style
42
2 x 4mm Slot

Item No.	Door Thickness (DT) mm	Driver Style	Driver Description
660120204200	0.8 - 1.2	42	2 x 4mm Slot
660220204200	1.2 - 1.5	42	2 x 4mm Slot

760 Series
Quarter Turn - Spring Loaded Latches

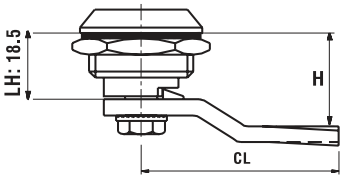

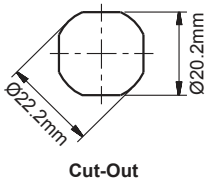

Cut-Out

NEW

IP65

RoHS

Suitable for LH RH Left or Right Hand

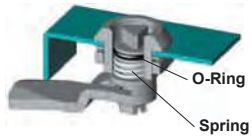

Specifications:
- Material:
  Housing: Black Nylon (PA6 30% GF)
  Driver See Table
  Gasket: Polyurethane
- Housing and Driver compliant to DIN-EN 1774

Features:
- Specially designed internal spring provides 1.5mm compression

CAMS SOLD SEPARATELY. SEE PAGES 590 - 591.
DRIVER KEY SOLD SEPARATELY. SEE PAGES 597 - 598.

Driver Style
42
2 x 4mm Slot

Item No.	Driver Style	Driver Description	Driver Material	Driver Finish
76020124200	42	2 x 4mm Slot	Zinc Alloy	Black Powder Coated
76020204200	42	2 x 4mm Slot	Nylon	Black

361 Series
Secure Quarter Turn Latches / Locks

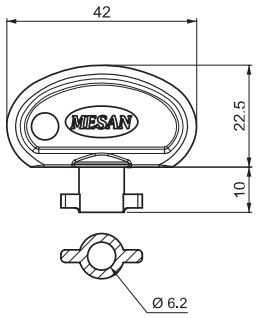

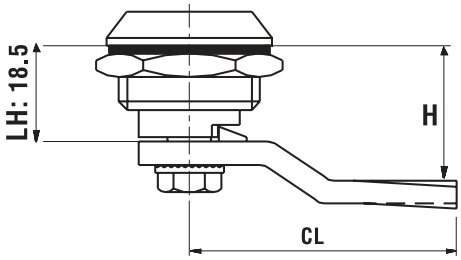

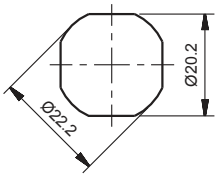

Cut-Out



Key is removable at locked position



Key is not removable at open position; it works like a knob

Specifications:
- Material:
  Housing: Zinc Alloy
  Driver: Zinc Alloy
  Gasket: Rubber
- Finish: See Table
- Housing is DIN-EN 1774 rated

Features:
- When lock is open the key functions as a knob
- Key is specific to latch and should be ordered at the same time, see table for Key Item No.
- Applicable Cams are with stoppers

CAMS SOLD SEPARATELY. SEE PAGES 590 - 591.

Round Spurred Lock Washer - Optional
- Item No. 060A3
- Ideal for round through hole Installation
- Ordered separately

Item No.	Finish	Driver Description	Key Item No.
3611100	Chrome Plated	Key is Driver	**16711**
3611200	Black Powder Coated	Key is Driver	**16712**

PLASTIC KNOB LATCHES & LOCKS

561 Series
Plastic Knob Latch - Finger Grip Knob

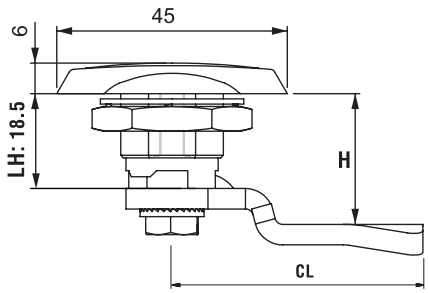

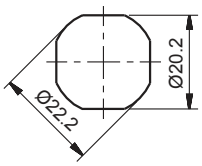

Cut-Out

Specifications:
- Material:
  Housing: Black Nylon (PA6 30% GF)
  Cam: Steel, Nylon
- Housing is DIN-EN 1043-1 rated

Features:
- Designed to act as a knob
- For special colors please contact Essentra

CAMS SOLD SEPARATELY. SEE PAGES 590 - 591.
DRIVER KEY SOLD SEPARATELY. SEE PAGES 597 - 598.

Driver Style
42
2 x 4mm Slot

Item No.	Driver Material	Driver Finish	Driver Style	Driver Description
56120124200	Zinc Alloy	Black Powder Coated	42	2 x 4mm Slot
56120204200	Nylon	Black	42	2 x 4mm Slot

161 Series
Plastic Knob Lock / Finger Grip Latch

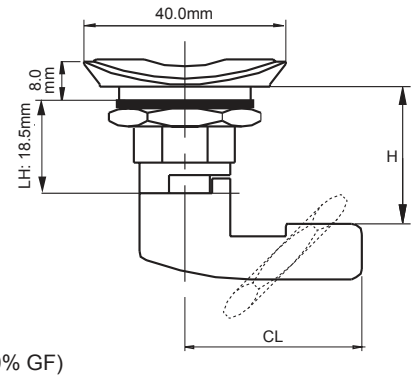

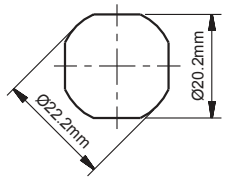

Cut-Out

Specifications:
- Material:
  Housing: See Table
  Driver: Zinc Alloy, Nylon (PA6 30% GF)
  Nut: Zinc Alloy, Nylon (PA6 30% GF)
  Cam: Steel, Nylon
- Finish: See Table
- Housing is DIN-EN 1043-1 rated

Features:
- Designed to act as a knob
- For special colors please contact Essentra
- Applicable CAMS are with stoppers

FOR ALTERNATE DRIVERS SEE PAGE 596.
CAMS SOLD SEPARATELY. SEE PAGES 590 - 591.
DRIVER KEY SOLD SEPARATELY. SEE PAGES 597 - 598.

Driver Style		
13	15	42
3mm Double Bit	5mm Double Bit	2 x 4mm Slot

Item No.	Housing Material	Finish	Driver Style	Driver Description
16120201300	Nylon	Black	13	3mm Double Bit
16120201500	Nylon	Black	15	5mm Double Bit
16120124200	Zinc Alloy	Black Powder Coated	42	2 x 4mm Slot
16120204200	Nylon	Black	42	2 x 4mm Slot

761 Series
Cam Latches - Easy Fixing

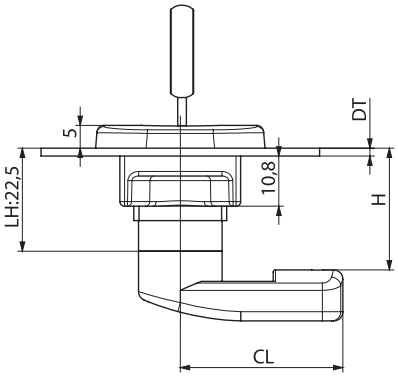

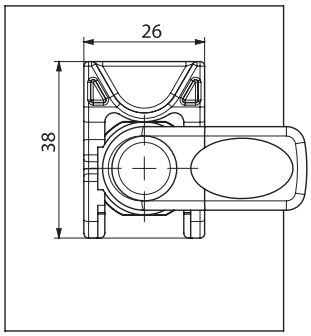

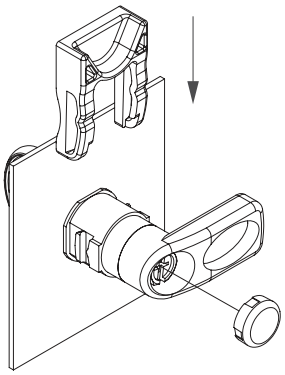

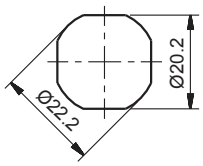

Cut-Out

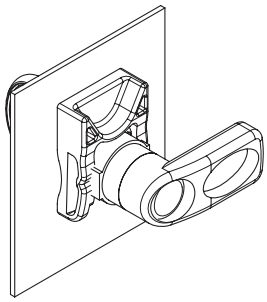

Specifications:
- Material:
  Housing: Black Nylon (PA6 30% GF)
  Cylinder: Zinc Alloy
- Housing and Driver Compliant to DIN-EN 1774
- 2 keys supplied with each latch

Features:
- Easy assembly by plastic clips
- Applicable on various panel thicknesses
- Please consult factory for custom logo application
- Bolt cover available for grounding applications



CAMS SOLD SEPARATELY. SEE PAGES 590 - 591.

Item No.	Cylinder Style	Cylinder Description	Panel Thickness
76120031200	03	Keyed Alike	1.2 - 1.8 mm
76120032300	03	Keyed Alike	1.8 - 2.3 mm
76120321200	32	Keyed Different	1.2 - 1.8 mm
76120322300	32	Keyed Different	1.8 - 2.3 mm

QUARTER TURN LATCHES - EASY FIXING

761 Series
Quarter Turn Latches - Easy Fixing

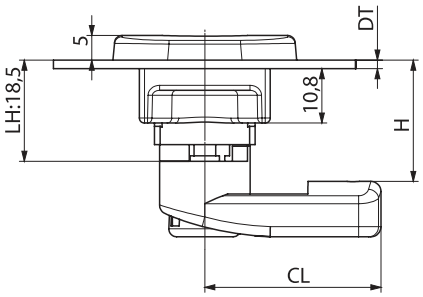

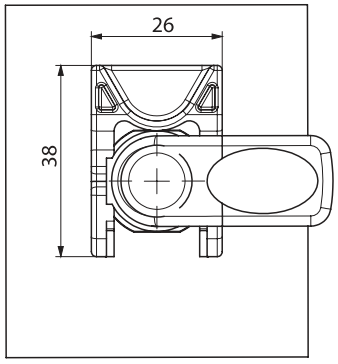

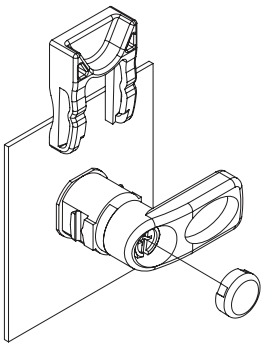

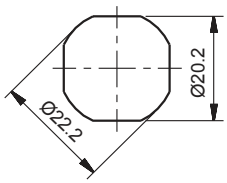

Cut-Out

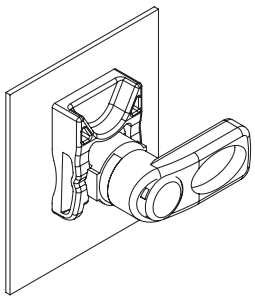

Specifications:
• Material:
Housing: Black Nylon(PA6 30% GF)
Driver: See Table

Features:
• Easy assembly by plastic clips
• Applicable on various panel thicknesses
• Please consult factory for custom logo application
• Bolt cover available for grounding applications

CAMS SOLD SEPARATELY. SEE PAGES 590 - 591.
DRIVER KEY SOLD SEPARATELY. SEE PAGES 597 - 598.

Driver Style
13
3mm Double Bit

Item No.	Driver Style	Driver Description	Panel Thickness
7612020131200	13	3 mm Double Bit	1.2 - 1.8 mm
7612020132300	13	3 mm Double Bit	1.8 - 2.3 mm

261 Series
Plastic Knob Lock / Finger Grip Latch

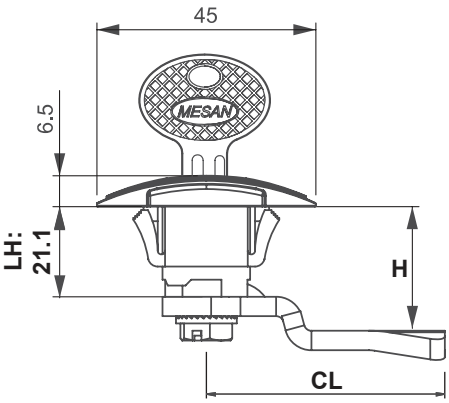

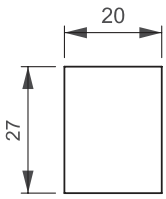

Cut-Out

Specifications:
- Material:
  Housing: Black Nylon (PA6 30% GF)
  Cylinder: Zinc Alloy, Black Nylon (PA6 30% GF)
  Cam: Steel, Nylon
- Housing is DIN-EN 1043-1 rated

Features:
- Clip install for easy assembly
- Mounting nut not required
- Applicable CAMS are with stoppers
- Door Thickness 0.8mm Min - 1.8mm Max

Door Thickness

FOR ALTERNATE DRIVERS SEE PAGE 596.
CAMS SOLD SEPARATELY. SEE PAGES 590 - 591.
DRIVER KEY SOLD SEPARATELY. SEE PAGES 597 - 598.

Item No.	Door Thickness (DT) mm	Cylinder Material	Cylinder Finish	Cylinder Description
261200300	0.8 - 1.8	Zinc Alloy	Black Powder Coated	Keyed Alike (Stainless Steel Shutter)
261203200	0.8 - 1.8	Nylon	Black	Keyed to Differ (Stainless Steel Shutter)
261200700	0.8 - 1.8	Nylon	Black	CH751 (Stainless Steel Shutter)

261 Series
Finger Grip Easy Mounting Latch

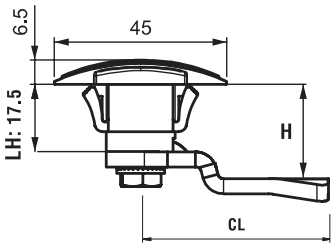

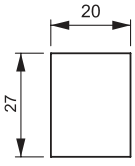

Cut Out

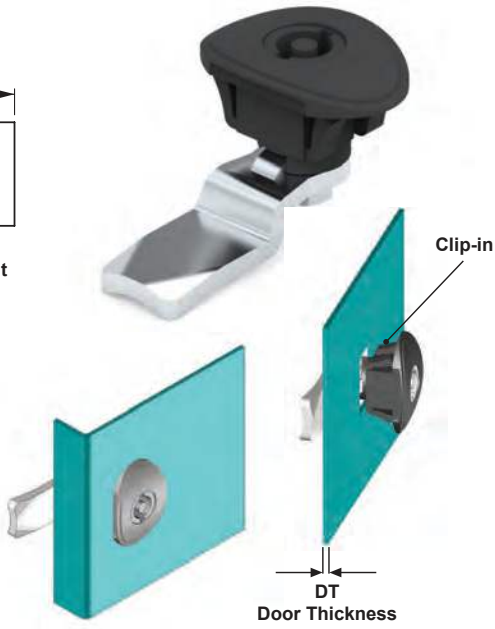

Door Thickness

Specifications:
- Material:
  Housing: Black Nylon (PA6 30% GF)
  Driver: Black Nylon (PA6 30% GF)
- Housing is DIN-EN 1043-1 rated

Features:
- Clip install for easy assembly
- Mounting nut not required
- Applicable CAMS are with stoppers
- Panel Thickness 1.8mm Max
- Please contact Essentra for alternate drivers.

CAMS SOLD SEPARATELY. SEE PAGES 590 - 591.

Item No.	Driver Style	Driver Description
26120201300	13	3 mm Double Bit

PANEL LOCKS / QUARTER TURN LOCKS - PADLOCKABLE

075 Series
Panel Lock with Hexagonal Head

RoHS

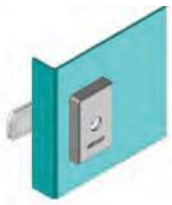

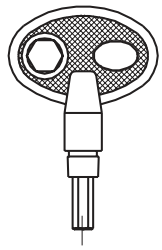

Specifications:
- Material:
  Body: Steel
  Cam: Steel
  Cover: Black Nylon (PA6 30% GF)
- Housing and Driver are DIN-EN 1774 rated
- Cam included with Latch/Lock
- Allen Key sold separately, see table for details

Features:
- Application for panels and machinery covers

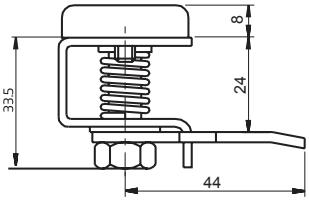

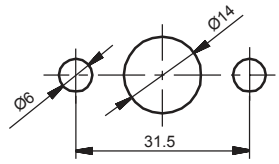

Cut-Out

Item No.	Hand Operation	Allen Key
075001	Right	**16966**
075002	Left	**16966**

260 Series
Quarter Turn - Padlockable Locks

IP65

RoHS

Application 1

Application 2

Specifications:
- Material:
  Housing: Zinc Alloy
  Driver: Zinc Alloy
  Cam: Steel
  Gasket: Rubber
- Finish: See Table
- Housing and Driver are DIN-EN 1774 rated

Features:
- Padlockable
- Can be used with different drivers
- Applicable CAMS are with stoppers
- Please contact Essentra for alternate drivers

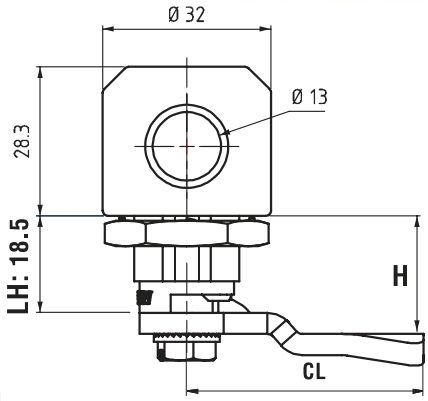

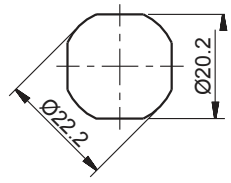

Cut-Out

FOR ALTERNATE DRIVERS SEE PAGE 596.
CAMS SOLD SEPARATELY. SEE PAGES 590 - 591.
DRIVER KEY SOLD SEPARATELY. SEE PAGES 597 - 598.

Driver Style		
15	**37**	**42**
5mm Double Bit	7mm Triangle	2 x 4mm Slot

Item No.			
Chrome Plated	**Black Powder Coated**	**Driver Style**	**Driver Description**
26011111500	**26012121500**	15	5mm Double Bit
26011113700	**26012123700**	37	7mm Triangular
26011114200	**26012124200**	42	Slot (2 x 4mm)

tel | 800 847 0486 fax | 866 561 6617

460 Series
Hygienic Latches & Locks

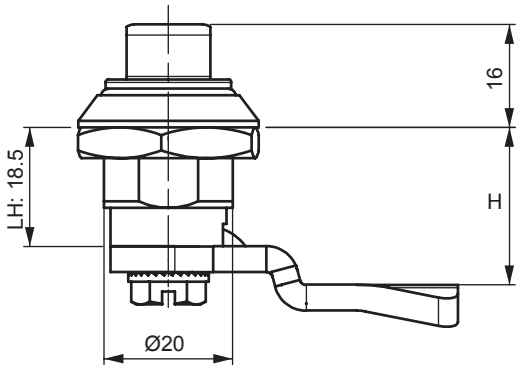

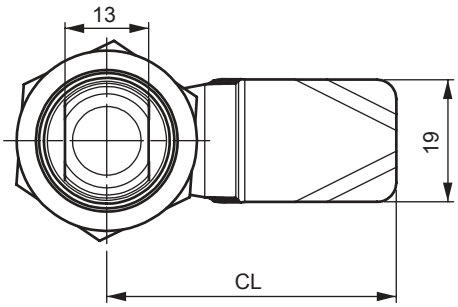

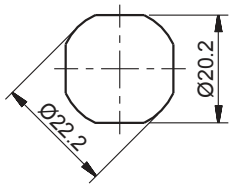

Cut-Out

Specifications:
- Material:
  Housing: Stainless Steel
  Driver: Stainless Steel
  Cam: Stainless Steel
  O-Ring: Silicone
- Finish: Natural

Features:
- Dirt resistant and easy to clean
- Specifically designed for hygiene requirements
- Key is specific to the lock and should be ordered at the same time, please see table for details
- Latch has been tested according to GS-NV 6:2015/12

CAMS SOLD SEPARATELY. SEE PAGE 594.

Item No.	Metal Key
4604000	36894

CAM LATCHES & LOCKS

063 Series
Cylinder Cam Latches / Locks

LINE EXTENSION

IP65

RoHS

Suitable for LH RH Left or Right Hand

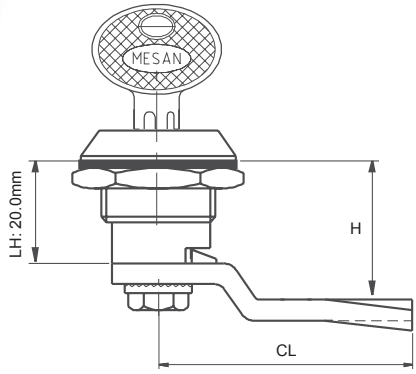

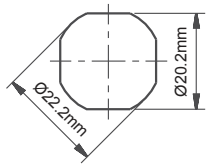

Cut-Out

Specifications:
- Material:
  Housing: Zinc Alloy, Black Nylon (PA6 30% GF)
  Cam: Steel or Nylon
  Gasket: Rubber
- Finish: Chrome Plated, Black Powder Coated
- Housing and Driver are DIN-EN 1774 rated
- Two Keys supplied with every lock
- Master Key is sold separately, see table for details

Features:
- Quarter turn operation
- Body Length 20.5mm (please be sure to order appropriate cam)
- Available in all die-cast zinc alloy or with polyamide housing
- Please contact Essentra for spring loaded cam version and alternate cylinders

CAMS SOLD SEPARATELY. SEE PAGES 590 - 591.

Item No.			Cylinder Description	Master System Key Reference
Zinc Alloy Chrome Plated	Zinc Alloy Black Powder Coated	Black Nylon		
063110100	063120100	063200100	Keyed Alike	—
063110300	063120300	063200300	Keyed Alike with Stainless Steel Shutter	—
063110400	063120400	—	Master System Keyed Differ	30204041
063110700	• 063120700	• 063200700	CH751(Stainless Steel Shutter)	—
063113200	063123200	—	Keyed Differ with Stainless Steel Shutter	—

050 Series
Cam Latches & Locks

RoHS

Suitable for LH RH Left or Right Hand

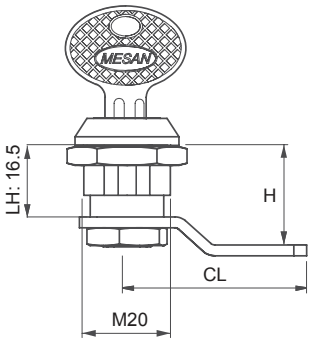

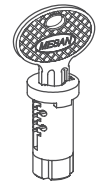

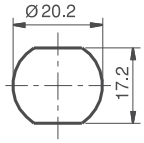

Cut-Out

M 12 Nut

Specifications:
- Material:
  Housing: Zinc Alloy
  Cam: Steel
- Finish: Chrome Plated
- Housing is DIN-EN 1774 rated
- Two keys supplied with every lock

Features:
- Ideal for breifcase, steel doors and machinery covers
- Available in all die-cast zinc alloy or with polyamide housing
- Please contact Essentra for spring loaded cam version

CAMS SOLD SEPARATELY. SEE PAGE 595. TYPE-2 CAMS ONLY

Item No.	Key Rotation Angle	Cylinder Description
05010300	180°	Stainless Steel Shutter (keyed alike)
05013200	180°	Stainless Steel Shutter (Keyed to Differ)
05020300	90°	Stainless Steel Shutter (keyed alike)
05023200	90°	Stainless Steel Shutter (Keyed to Differ)

050 Series
Cam Latches / Locks

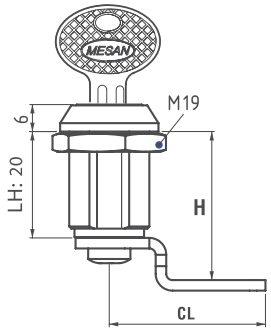

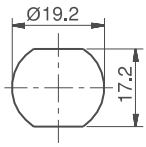

Cut-Out

NEW

RoHS

Suitable for LH RH Left or Right Hand

Specifications:
- Material:
  Housing: Zinc Alloy DIN-EN 1774 rated
  Cam: Steel
- Finish: Chrome Plated
- Two keys supplied with every lock

Features:
- Ideal for thicker walled applications
- Please contact Essentra for different housing length options

CAMS SOLD SEPARATELY. SEE PAGE 595.

Item No.	Housing Length	Cylinder Description
050200100	20 mm	Keyed Alike

250 Series
Cam Latches / Locks

RoHS

Suitable for LH RH Left or Right Hand

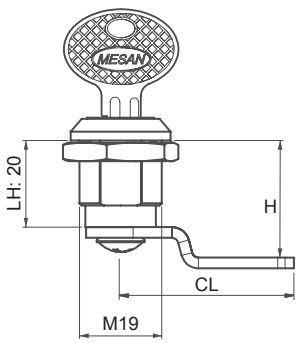

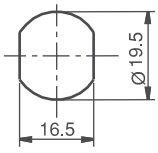

Cut-Out

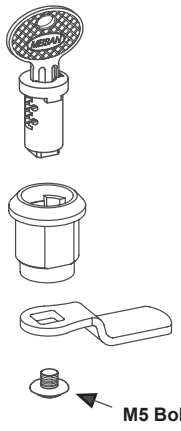

Specifications:
- Material:
  Housing: Zinc Alloy
  Cam: Steel
- Finish: Chrome Plated
- Housing is DIN-EN 1774 rated
- Two keys supplied with every lock

Features:
- Ideal for steel doors and machinery covers
- 90° Key rotation

CAMS SOLD SEPARATELY. SEE PAGE 595.

Item No.	Cylinder Description
250200300	Stainless Steel Shutter (Keyed Alike)
250203200	Stainless Steel Shutter (Keyed to Differ)

MINI CAM LATCHES & LOCKS

057 Series
Mini Cam Latches & Locks

Version 1

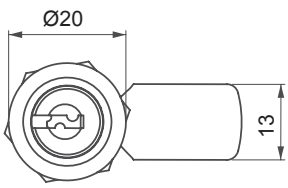

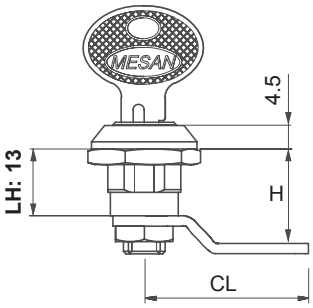

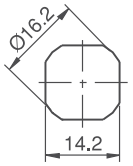

Cut-Out

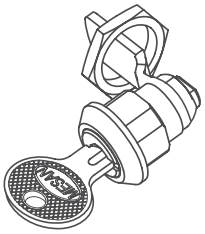

Installed by Nut

Version 3

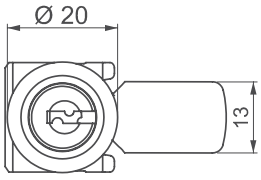

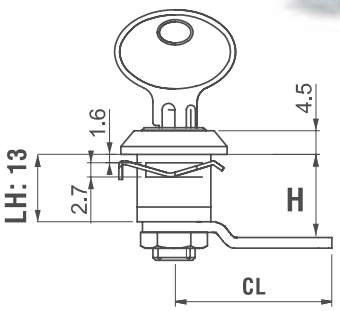

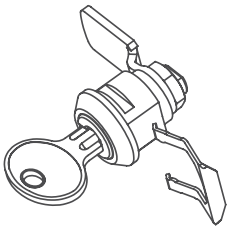

Installed by Clips

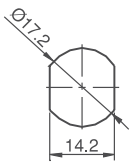

Cut-Out

Specifications:
- Material:
  Housing: Zinc Alloy
  Cam: Steel
- Finish: Chrome Plated
- Housing is DIN-EN 1774 rated
- Two keys supplied with every lock

Features:
- Please Contact Essentra for Keyed to Differ version

CAMS SOLD SEPARATELY. SEE PAGE 595.

Item No.	Version	Cylinder Description
05710300	1	Keyed Alike
05730300	3	Keyed Alike

257 Series
Mini Cam Latches / Locks

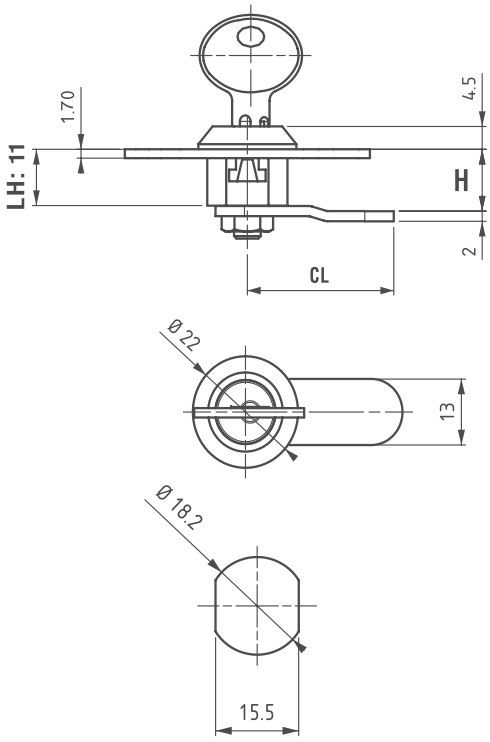

Cut-Out

Specifications:
- Material:
  Housing: Nylon, Black (PA6 30% GF)
  Cam: Steel
- Housing is DIN-EN ISO 1043-1 rated
- Two keys supplied with every lock

Features:
- Easy assembly with clips on housing
- 45° Key rotation

CAMS SOLD SEPARATELY. See Table >>

Cams Without Stoppers

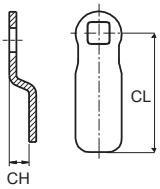

Specifications:
- Material: Steel
- Finish: Zinc Plated
- Thickness: 2.4mm

Item No.	CH Height	CL Length	H Grip*
30403487	0	16	11
31403040	1	33	12
31403032	1	38	12
30403469	5	38	16
31403041**	6	30	17

***Grip is measured in latched position**
**** Hook Cam**

Item No.	Cylinder Description
2570300	Stainless Steel Shutter (Keyed Alike)
2573200	Stainless Steel Shutter (Keyed to Differ)

ESSENTIAL SOLUTIONS DELIVERED

VISIT OUR WEBSITE
www.essentracomponents.com

GIVE US A CALL
800 847 0486

SEND US AN EMAIL
sales@essentracomponents.com

SEND US A FAX
866 561 6617

T HANDLE CABINET LATCHES

010 Series
'T' Handle Cabinet Latches

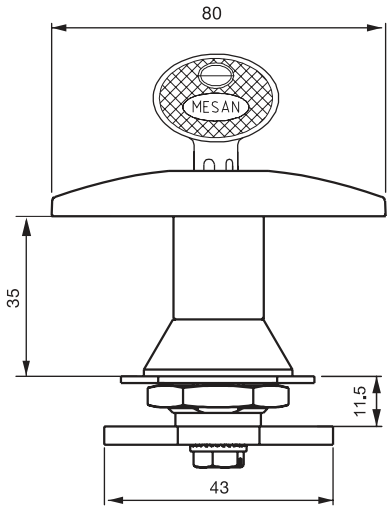

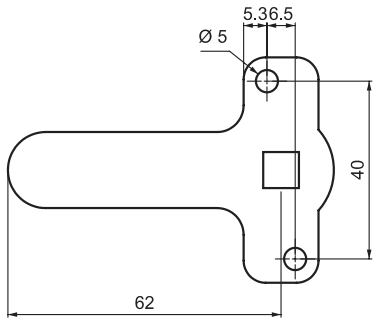

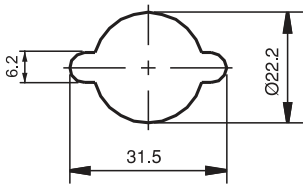

Cut-Out

Specifications:

- Material: Zinc Alloy
- Finish: Chrome Plated
- Housing and cylinder are DIN-EN 1774 rated
- Cam included with latch
- Two keys supplied with every lock

Features:

- Ideal for electrical panels and metal cabinets
- For alternate cylinders and finish, please contact Essentra for details
- For multi-point locking rods and accessories please contact Essentra for details

Item No.	Cylinder Description	Hand Operation
0101102001	Keyed to Differ	Right
0101102002	Keyed to Differ	Left

tel | 800 847 0486 fax | 866 561 6617

110 Series
Cam Latches - 'T' Handle Locks

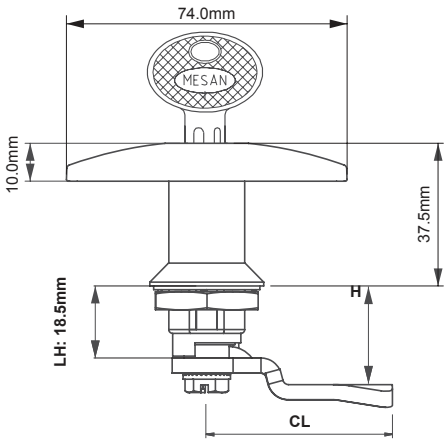

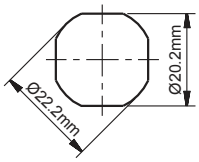

Cut-Out

Specifications:
- Material:
  Housing: See Table
  Handle: Same as Housing
  Cam: Steel, Stainless Steel (AISI 304)
  Nylon Gasket: Rubber
- Housing and Driver are DIN-EN 1774 rated
- Two keys supplied with every lock

Features:
- Quarter-turn operation
- Optional blind version
- Please contact Essentra for alternate cylinders

CAMS SOLD SEPARATELY. SEE PAGE 593.

Item No.					
Zinc Alloy Chrome Plated	Zinc Alloy Black Powder Coated	Black Nylon	Stanless Steel Natural	Cylinder Style	Cylinder Description
110110000	110120000	110200000	110400000	00	No Cylinder
110110100	110120100	110200100	—	01	Keyed Alike
110110200	110120200	—	—	02	Keyed to Differ
110110700	110120700	• 110200700	—	07	CH751



L HANDLE CABINET LATCHES

011 Series
'L' Handle Cabinet Latches

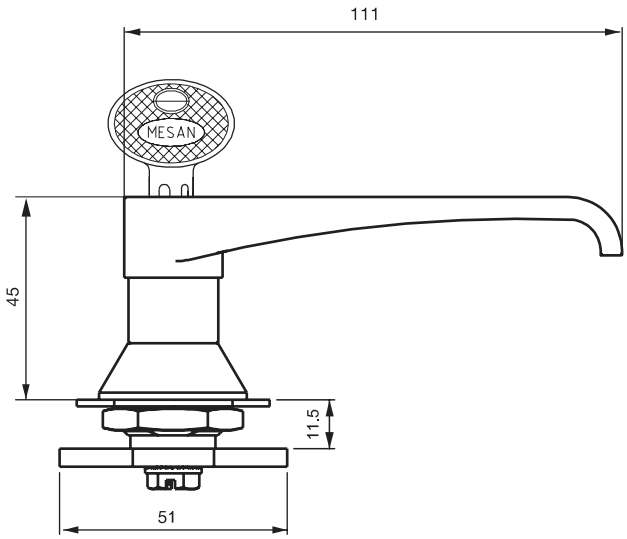

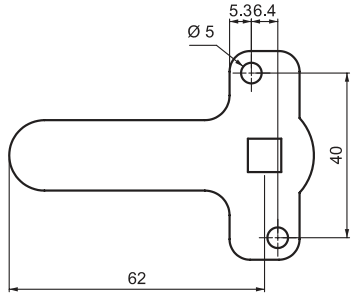

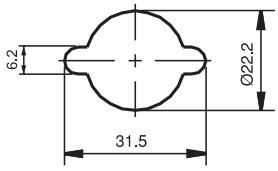

Cut-Out

Specifications:
- Material: Zinc Alloy
- Finish: Chrome Plated
- Housing and cylinder are DIN-EN 1774 rated
- Cam included with latch
- Two keys supplied with every lock

Features:
- Ideal for electrical panels and metal document cabinets
- For alternate cylinders or finish, please contact Essentra for details
- For multi-point locking rods and accessories please contact Essentra for details

Item No.	Cylinder Description	Hand Operation
0111102001	Keyed to Differ	Right
0111102002	Keyed to Differ	Left

tel | 800 847 0486 fax | 866 561 6617

111 Series
Cam Latches - 'L' Handle Locks

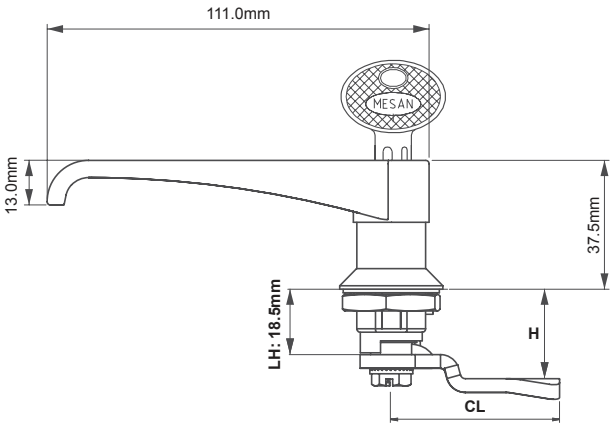

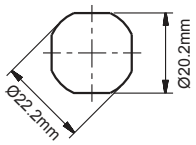

Cut-Out

Specifications:
- Material:
  Housing: See Table
  Cam: Steel
  Gasket: Rubber
- Finish: See Table
- Housing and Driver are DIN-EN 1774 rated
- Two keys supplied with every lock

Features:
- Quarter-turn operation
- Optional blind version
- Please contact Essentra for alternate cylinders

CAMS SOLD SEPARATELY. SEE PAGES 591, 593.

Item No.					
Zinc Alloy Chrome Plated	Zinc Alloy Black Powder Coated	Nylon Black	Stainless Steel Natural	Driver Style	Cylinder Specifications
111110000	111120000	111200000	111400000	00	No Cylinder
111110100	111120100	111200100	—	01	Keyed Alike
—	—	111200200	—	02	Keyed Differ
111110300	111120300	—	111400300	03	Stainless Steel Shutter (Keyed Alike)
111110700	111120700	• 111200700	111400700	07	CH751 (Stainless Steel Shutter)
111113200	111123200	—	111403200	32	Stainless Steel Shutter (Keyed to Differ)

QUARTER TURN LATCHES - WING KNOB LOCK

062 Series
Quarter Turn Latches - Wing Knob Lock

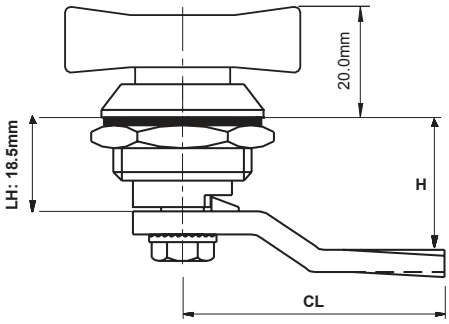

Specifications:
- Material:
  Housing: See Table
  Knob: See Table
  Gasket: Rubber
- Finish: See Table
- Housing and Knob are DIN-EN 1774 rated

Features:
- Wing operates lock and serves as knob

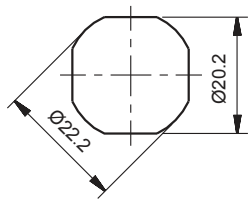

Cut-Out

CAMS SOLD SEPARATELY. SEE PAGES 590 - 591.

Item No.	Material	Finish
0621100	Zinc Alloy	Chrome Plated
0621200	Zinc Alloy	Black Powder Coated
0622000	Nylon	Black

362 Series
Quarter Turn Latches - Wing Knob Locks

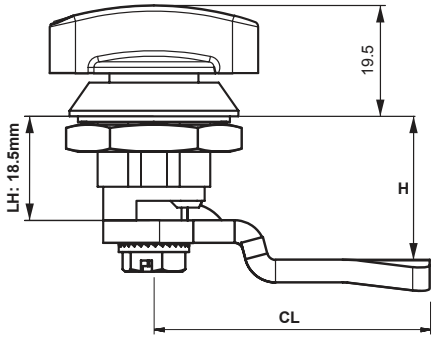

Specifications:
- Material:
  Housing: See Table
  Knob: See Table
  Gasket: Rubber
- Finish: See Table
- Housing and Knob are DIN-EN 1774 rated

Features:
- Wing operates lock and serves as knob

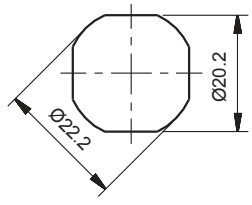

Cut-Out

CAMS SOLD SEPARATELY. SEE PAGES 590 - 591.

Item No.	Material	Finish
3621100	Zinc Alloy	Chrome Plated
3621200	Zinc Alloy	Black Powder Coated
3622000	Nylon	Black

tel | 800 847 0486 fax | 866 561 6617

QUARTER TURN LATCHES - WING KNOB LOCK

064 Series
Quarter Turn Latches - Long Housing Wing Knob Locks

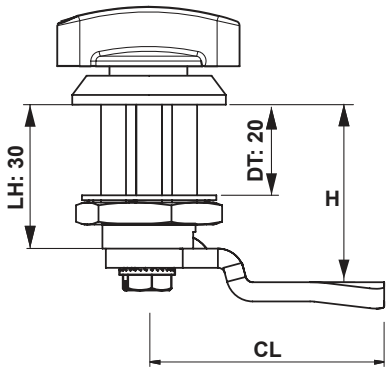

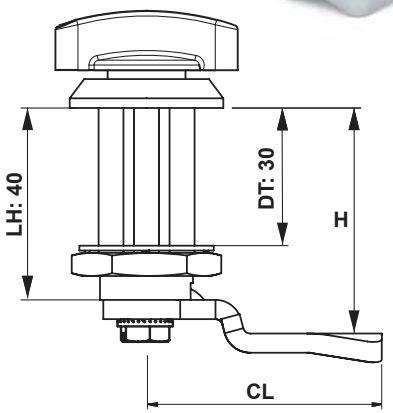

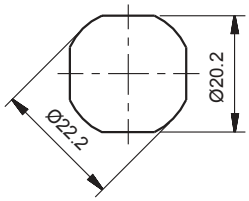

Cut-Out

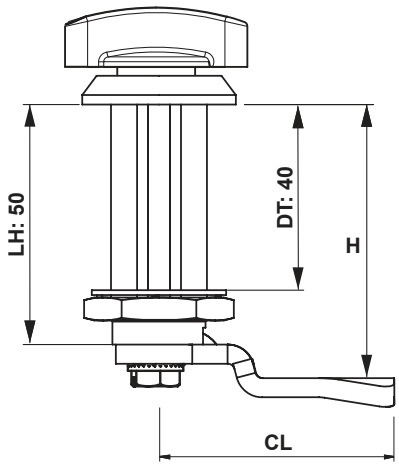

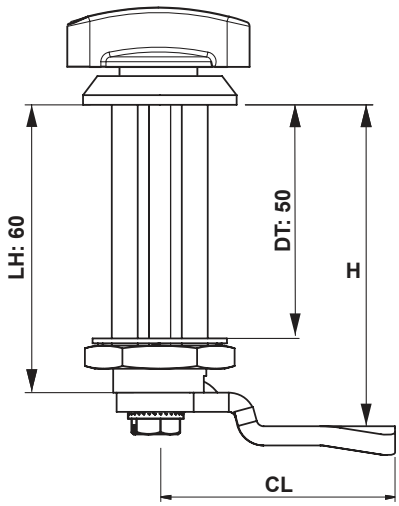

Specifications:
- Material:
  Housing: Zinc Alloy
  Driver: Zinc Alloy
  Cam: Steel
  Gasket: Rubber
- Finish: See Table
- Housing and handle are DIN-EN 1774 rated

Features:
- Ideal for sound-proof or isolated doors

CAMS SOLD SEPARATELY. SEE PAGES 590 - 591.

Item No.		Door Thickness
Chrome Plated	Black Powder Coated	mm
064362201100	064362201200	20
064362301100	064362301200	30
064362401100	064362401200	40
064362501100	064362501200	50

QUARTER TURN LATCHES - WING KNOB LOCKS / MINI EASY INSTALL

166 Series
Mini Quarter Turn Latches - Wing Knob Locks

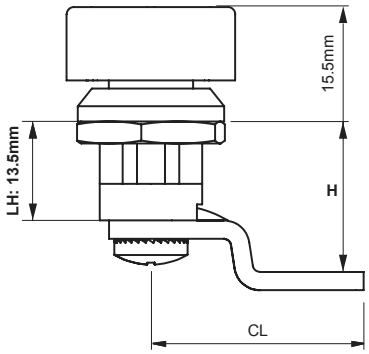

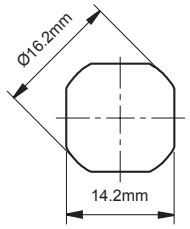

Cut-Out

Specifications:
- Material:
  Housing: See Table
  Knob: See Table
- Finish: See Table
- Housing and Knob are DIN-EN 1774 rated

Features:
- Wing operates lock and serves as knob
- Sealing washer not included

CAMS SOLD SEPARATELY. SEE PAGE 595.

Item No.	Material	Finish
1661100	Zinc Alloy	Chrome Plated
1661200	Zinc Alloy	Black Powder Coated
1662000	Nylon	Black

566 Series
Mini Quarter Turn Latches - Easy Install Locks



Door Thickness : 0.8mm - 1.5mm

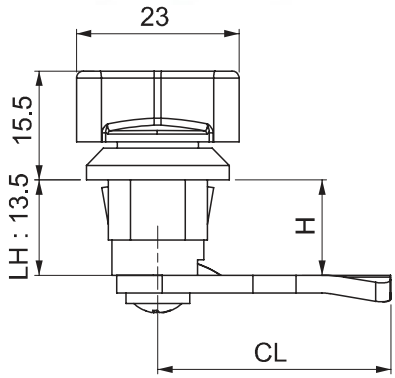

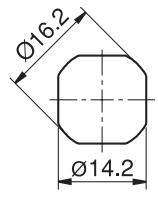

Cut-Out

Specifications:
- Material:
  Housing: Black Nylon (PA6 30% GF)
  Knob: Black Nylon (PA6 30% GF)
  Driver: Black Nylon (PA6 30% GF)

Features:
- Easy assembly by clips
- Specially designed internal spring provides 1mm tactile resistance

CAMS SOLD SEPARATELY. SEE PAGE 595.

Item No.
5661202000

QUARTER TURN LATCHES - EASY INSTALL LOCKS / WING KNOB

366 Series
Quarter Turn Latches - Easy Install Locks

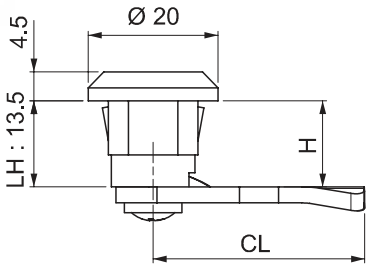

Specifications:
- Material:
  Housing: Black Nylon (PA6 30% GF)
  Driver: Black Nylon (PA6 30% GF)
  Cam: Steel, Nylon

Features:
- Easy assembly by clips
- Cam does not rotate beyond quarter turn due to stop lip
- Applicable cams include stoppers
- Please contact Essentra for alternate drivers

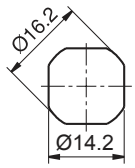

Cut-out

CAMS SOLD SEPARATELY. SEE PAGES 590 - 591, 595.

DRIVER KEY SOLD SEPARATELY. SEE PAGES 597 - 598.

Item No.	Door / Panel Thickness	Driver Style	Driver Description
366120204200	0.8-1.2 mm	42	2X4mm Slot

065 Series
Cam Latches - Wing Knob Locks

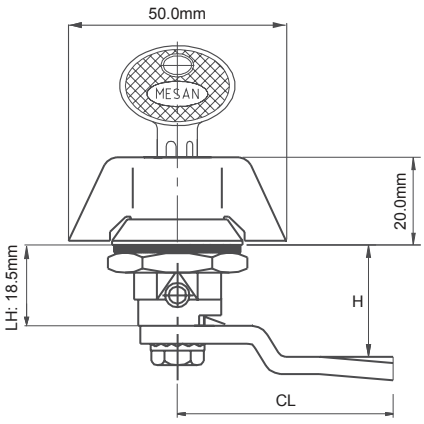

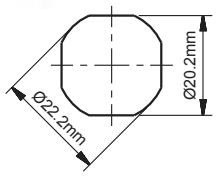

Cut-Out

Specifications:
- Material: See Table
  Gasket: Rubber
  Housing: Zinc Alloy
- Finish: See Table
- Housing and Driver are DIN-EN 1774 rated
- Two keys supplied with every lock

Features:
- Quarter turn operation
- For alternate cylinders, please contact Essentra for details

CAMS SOLD SEPARATELY. SEE PAGES 590 - 591.

Item No.				
Zinc Alloy Chrome Plated	Zinc Alloy Black Powder Coated	Nylon Black	Stainless Steel Natural	Cylinder Description
065110000	065120000	065200000	065400000	No Cylinder
065110300	065120300	065200300	—	Stainless Steel Shutter (Keyed Alike)
065110700	065120700	065200700	—	CH751 (Stainless Steel Shutter)

CAM LATCHES - WING KNOB LOCKS

165 Series
Mini Cam Latches - Wing Knob Locks

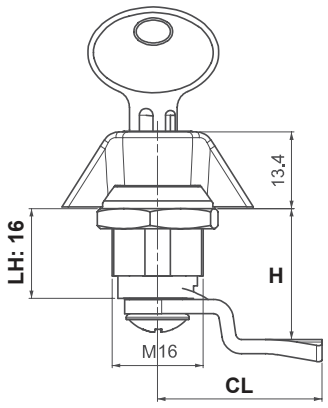

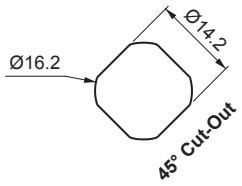

Specifications:
- Material:
  Housing: Zinc Alloy
  Cam: Zinc Alloy
  Gasket: Rubber
- Finish: See Table
- Housing is DIN-EN 1774 rated
- Two keys supplied with every lock

Features:
- Wing operates lock and serves as knob
- Suitable for small enclosures
- For alternate cylinders, please contact Essentra for details

CAMS SOLD SEPARATELY. SEE PAGE 595.

Item No.	Finish	Cylinder Description
165110300	Chrome Plated	Stainless Steel Shutter (Keyed Alike)
165113200	Chrome Plated	Stainless Steel Shutter (Keyed is different)
165120300	Black Powder Coated	Stainless Steel Shutter (Keyed Alike)
165123200	Black Powder Coated	Stainless Steel Shutter (Keyed is different)

262 Series
Quarter Turn Latches - Padlock Wing Knob Locks

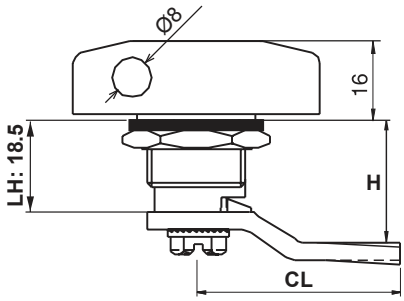

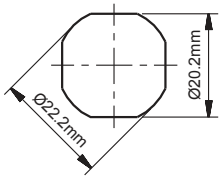

Cut-Out

Specifications:
- Material:
  Housing: Zinc Alloy
  Knob: Zinc Alloy
  Cam: Steel
- Finish: See Table
- Housing and Knob are DIN-EN 1774 rated

Features:
- Padlockable wing knob
- Maximum shackle diameter 6mm

CAMS SOLD SEPARATELY. SEE PAGES 590 - 591.

Item No.		
Chrome Plated	Black Powder Coated	Hand Operation
262100001	262200001	Right
262100002	262200002	Left

tel | 800 847 0486 fax | 866 561 6617

QUARTER TURN LATCHES - PADLOCK WING KNOB LOCKS / FIXED

562 Series
Quarter Turn Latches - Padlock Wing Knob Locks

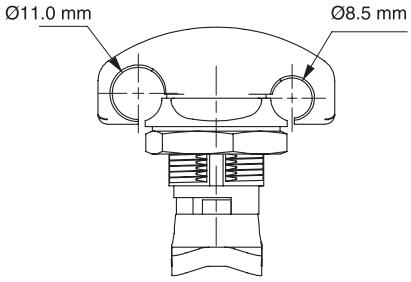

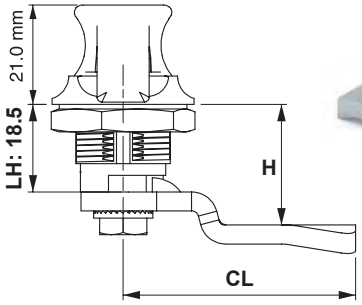

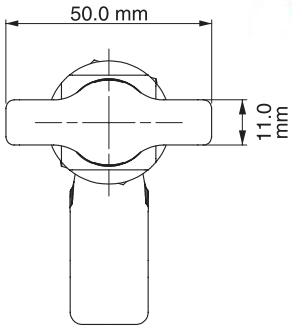

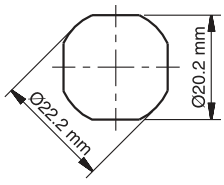

Cut Out

Specifications:
- Material: See Table
- Finish: See Table
- Housing and Knob are DIN-EN 1774 rated

Features:
- Padlockable wing knob
- Maximum shackle diameter is 10mm for 11mm hole
- Maximum shackle diameter is 6mm for 8.5mm hole

CAMS SOLD SEPARATELY. SEE PAGES 590 - 591.

Item No.	Material	Finish
562100	Zinc Alloy	Chrome Plated
562200	Zinc Alloy	Black Powder Coated
• 5624000	Stainless Steel	Natural

662 Series
Fixed Quarter Turn Knob Latches - Padlockable

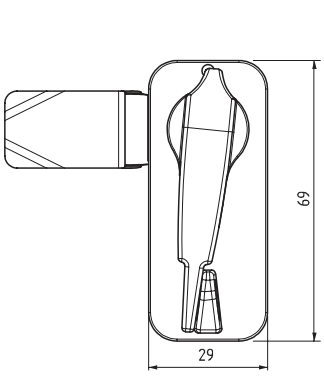

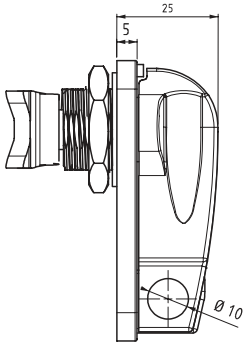

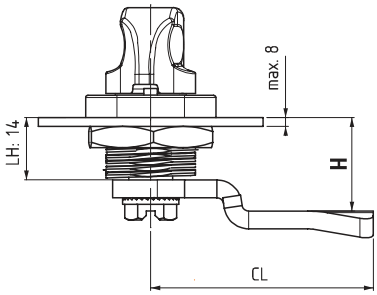

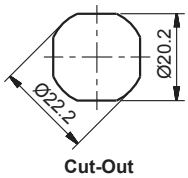

Cut-Out

Specifications:
- Material:
  Housing: Zinc Alloy
  Knob: Zinc Alloy
- Finish: See Table
- Cam sold separately

Features:
- Maximum padlock diameter is 8.0 mm

CAMS SOLD SEPARATELY. SEE PAGES 590 - 591.

Item No.		
Chrome Plated	Black Powder Coated	Hand Operation
66211100001	66211200001	Right
66211100002	66211200002	Left

ADJUSTABLE QUARTER TURN LATCHES - PADLOCKABLE

662 Series
Adjustable Quarter Turn Knob Latches - Padlockable

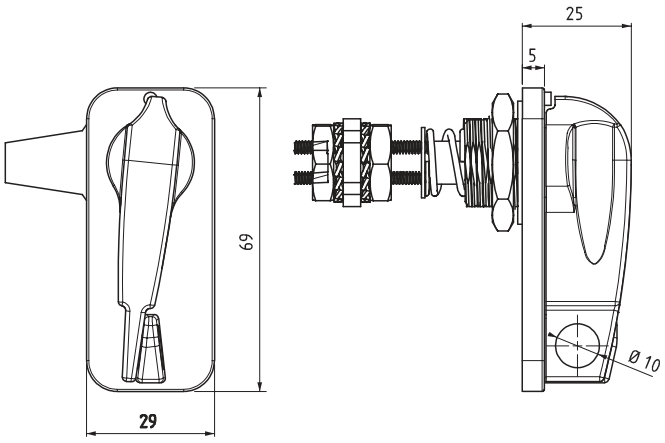

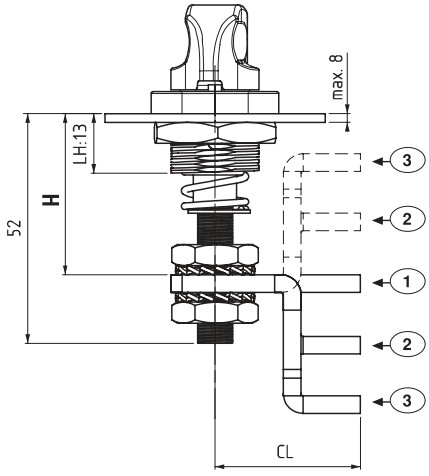

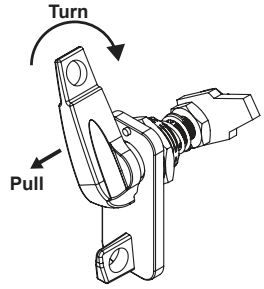

Left hand & Right hand
Pull and turn the knob

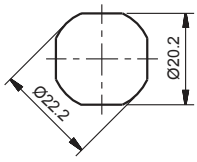

Cut-Out

Specifications:
- Material:
  Housing: Zinc Alloy
  Knob: Zinc Alloy
- Finish: See Table
- Cam sold separately

Features:
- Three styles of adjustable cams available
- Maximum padlock diameter is 8.0mm

⚠ CAMS SOLD SEPARATELY. SEE TABLE >>

Cams Without Stoppers

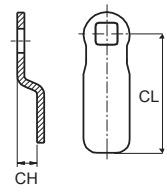

Specifications:
- Material: Steel
- Finish: Zinc Plated
- Thickness: 4mm

Item No.	Cam Type		CH	CL	Position	H Grip* Min	H Grip* Max
30403565	①	Flat	0	33	Cam Straight	41	58
30403566	②	Offset	14	33	Reversed	27	44
					Forward	55	72
30403567	③	Offset	27.5	33	Reversed	13.5	30.5
					Forward	68	85

***Grip is measured in latched position**

Item No.		
Chrome Plated	Black Powder Coated	Hinge Rotation
66221100	66221200	180°

tel | 800 847 0486 fax | 866 561 6617

QUARTER TURN LATCHES - PADLOCKABLE L HANDLE / LEVER LOCK

211 Series
Quarter Turn Latch - Padlockable 'L' Handle

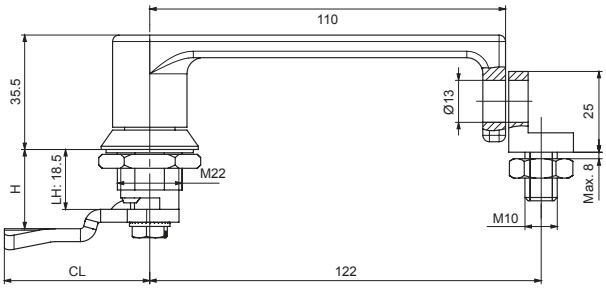

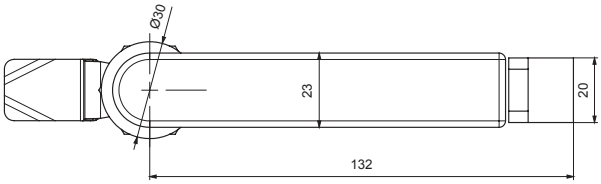

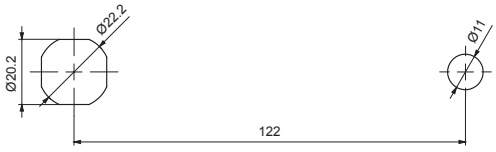

Cut Out

Specifications:
- Material: See Table
- Finish: See Table
- Zinc Alloy is DIN-EN 1774 rated

Features:
- Padlockable latch with handle
- Suitable for hygienic requirements

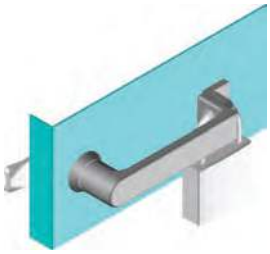

CAMS SOLD SEPARATELY. SEE PAGES 590 - 591.

Item No.	Material	Finish
211111100	Zinc Alloy	Chrome Plated
211121200	Zinc Alloy	Chrome Plated
2114000	Stainless Steel	No Finish

162 Series
Quarter Turn Latches - Lever Lock

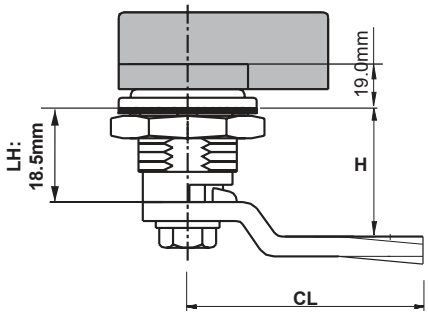

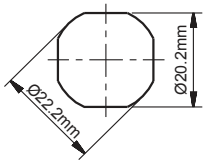

Cut-Out

Specifications:
- Material:
  Housing: Zinc Alloy
  Knob: Nylon (PA6 30% GF)
  Gasket: Rubber
- Housing is DIN-EN 1774 rated

Features:
- Paco type knob

CAMS SOLD SEPARATELY. SEE PAGES 590 - 591.

Item No.
16200M

SWINGHANDLES

204 Series
Swinghandle Latch Linear

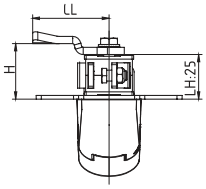

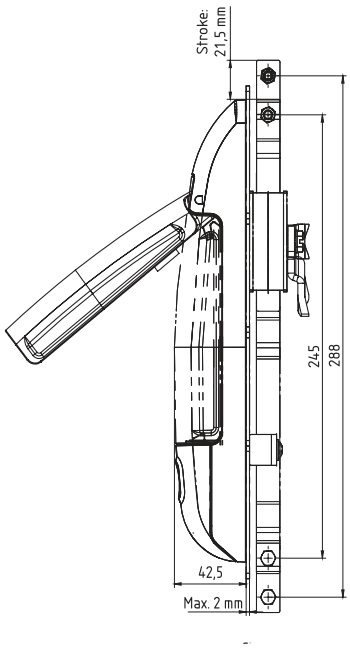

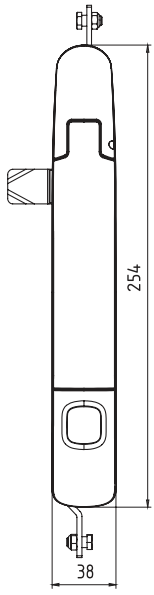

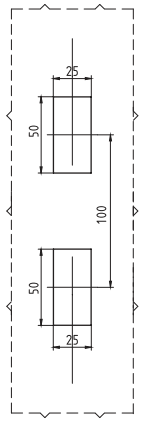

Cut-Out

Specifications:
- Material:
  Body: Zinc Alloy
  Handle: Zinc Alloy
  Cover: Zinc Alloy
  Seal: Polyeurethane
  Dust Cap: Stainless Steel
- Finishes: Chrome Plated, Black Powder Coated
- Zinc Alloy is DIN-EN 1774 rated
- Please contact Essentra for alternate finishes and high-security cylinders
- Two keys supplied with every lock

Features:
- All Metal construction
- Improved corrosion resistance
- High-security, brass, Euro profile single-cylinder available

CAMS SOLD SEPARATELY. SEE PAGES 590 - 591.

Item No.	Finish	Cylinder Type	Cylinder Description
2042122007001	Chrome Plated	03	Keyed Alike with Dust Cap

tel | 800 847 0486 fax | 866 561 6617

219 Series
Swinghandle Rod Controlling

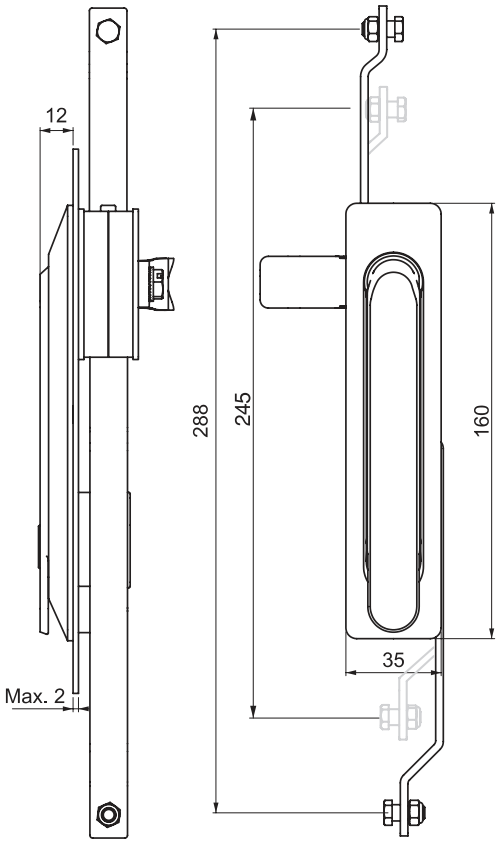

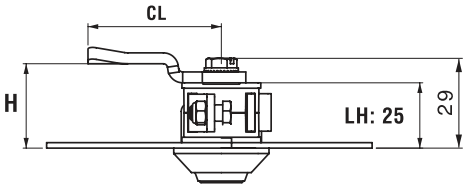

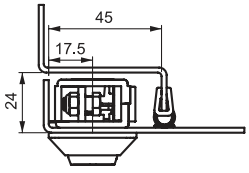

Outside of gasketing

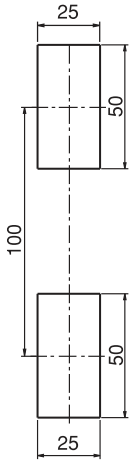

Cut Out

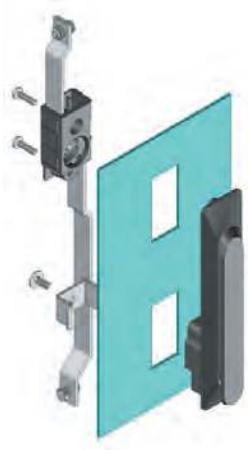

Specifications:
• Material:
Body: Zinc Alloy
Handle: Zinc Alloy
Finish: Black Powder Coated

Features:
• Three point latching available with cam and rod system purchases
• Integrated gear-box located in housing for multiple point latching

Item No.	Driver Style	Driver Description
2191200	00	Keyless

SWINGHANDLES

108 Series
Swinghandle Latches / Locks

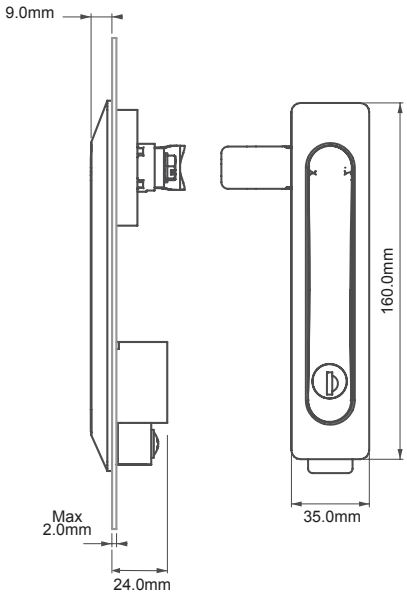

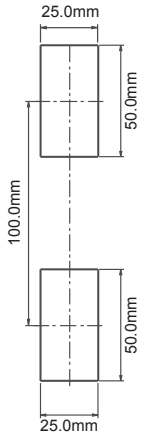

Cut-Out

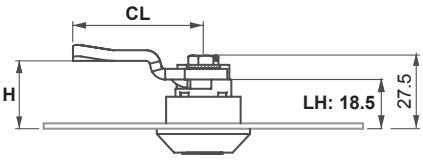

Cams with Stoppers

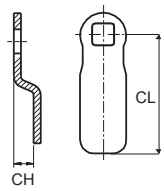

Type 2 & 3

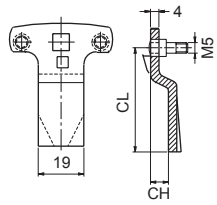

Type 4

Specifications:
- Material:
  Body: Zinc Alloy, Nylon (PA6 30% GF)
  Cam: Steel or Nylong (PA6 30% GF)
  Handle: See Table
  Finish: See Table
  Seal: Polyeurethane
- Housing and Knob are DIN-EN 1774 rated
- Two keys supplied with every lock

Features:
- All metal construction
- Spring-loaded, slam action swing handle
- For customized colors or alternate cylinder and driver options please contact Essentra

CAMS SOLD SEPARATELY. SEE PAGES 590 - 591.

Specifications:
- Material: Steel
- Finish: Zinc Plated
- Thickness: 4mm

Item No.	Cam Type		CH	CL	H Grip* Min	H Grip* Max
30403140	④	Flat	0	51	18.5	60
30403525	④	Offset	2	45	20.5	20.5
30403470	②	Offset	6	35	24.5	66
30403073	③	Offset	7	44	25.5	39

	Item No.	Body Material	Body Finish / Color	Handle Material	Handle Finish	Cylinder / Driver	Cylinder Description
	108220300	Nylon	Black	Zinc Alloy	Black Powder Coated	03	Stainless Steel Dust Cap (Keyed Alike)
	108223200	Nylon	Black	Zinc Alloy	Black Powder Coated	32	Stainless Steel Dust Cap (Keyed to Differ)
	10811110300	Zinc Alloy	Chrome Plated	Zinc Alloy	Chrome Plated	03	Stainless Steel Dust Cap (Keyed Alike)
	10811110700	Zinc Alloy	Chrome Plated	Zinc Alloy	Chrome Plated	07	CH751 (Stainless Steel Dust Cap)
•	10811111500	Zinc Alloy	Chrome Plated	Zinc Alloy	Chrome Plated	15	5 mm Double Bit Driver
	10811113200	Zinc Alloy	Chrome Plated	Zinc Alloy	Chrome Plated	32	Stainless Steel Dust Cap (Keyed to Differ)
	10812120300	Zinc Alloy	Black Powder Coated	Zinc Alloy	Black Powder Coated	03	Stainless Steel Dust Cap (Keyed Alike)
	10812120700	Zinc Alloy	Black Powder Coated	Zinc Alloy	Black Powder Coated	07	CH751 (Stainless Steel Dust Cap)
•	10812121500	Zinc Alloy	Black Powder Coated	Zinc Alloy	Black Powder Coated	15	5 mm Double Bit Driver
	10812123200	Zinc Alloy	Black Powder Coated	Zinc Alloy	Black Powder Coated	32	Stainless Steel Dust Cap (Keyed to Differ)

208 Series
Swinghandle Latches / Locks

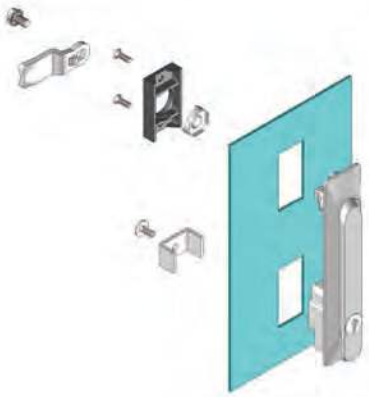

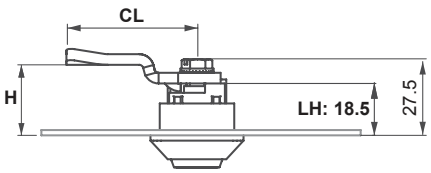

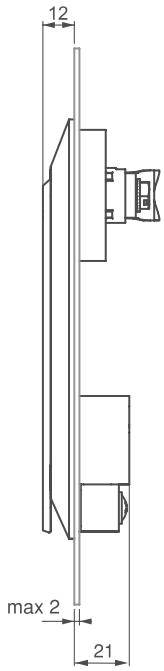

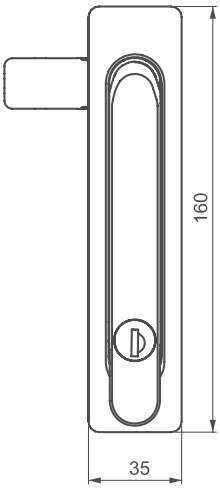

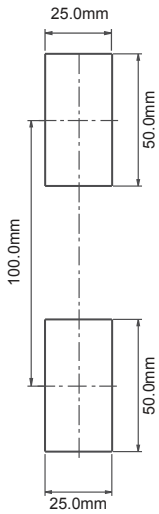

Cut-Out

Specifications:
- Material: See Table
- Finish: See Table
- Seal: Polyeurethane
- Zinc Alloy is DIN-EN 1774 rated
- Nylon is DIN-EN ISO 1043-1 rated
- Two keys supplied with every lock

Features:
- Key can be removed at unlocked position

CAMS SOLD SEPARATELY. SEE PAGES 590 - 591.

Item No.	Body / Handle Material	Finish	Cylinder Description
208110300	Zinc Alloy	Chrome Plated	Stainless Steel Shutter (Keyed Alike)
208110700	Zinc Alloy	Chrome Plated	CH751 (Stainless Steel Shutter)
208113200	Zinc Alloy	Chrome Plated	Stainless Steel Shutter (Keyed is Different)
2081103001	Zinc Alloy	Chrome Plated	Stainless Steel Shutter (Keyed Alike) w/Padlock
208120300	Zinc Alloy	Black Powder Coated	Stainless Steel Shutter (Keyed Alike)
208123200	Zinc Alloy	Black Powder Coated	Stainless Steel Shutter (Keyed is Different)
2081203001	Zinc Alloy	Black Powder Coated	Stainless Steel Shutter (Keyed Alike) w/Padlock
208200300	Nylon	Black	Stainless Steel Shutter (Keyed Alike)
208200700	Nylon	Black	CH751 (Stainless Steel Shutter)
208203200	Nylon	Black	Stainless Steel Shutter (Keyed is Different)

SWINGHANDLES

218 Series
Swinghandle Latches / Locks

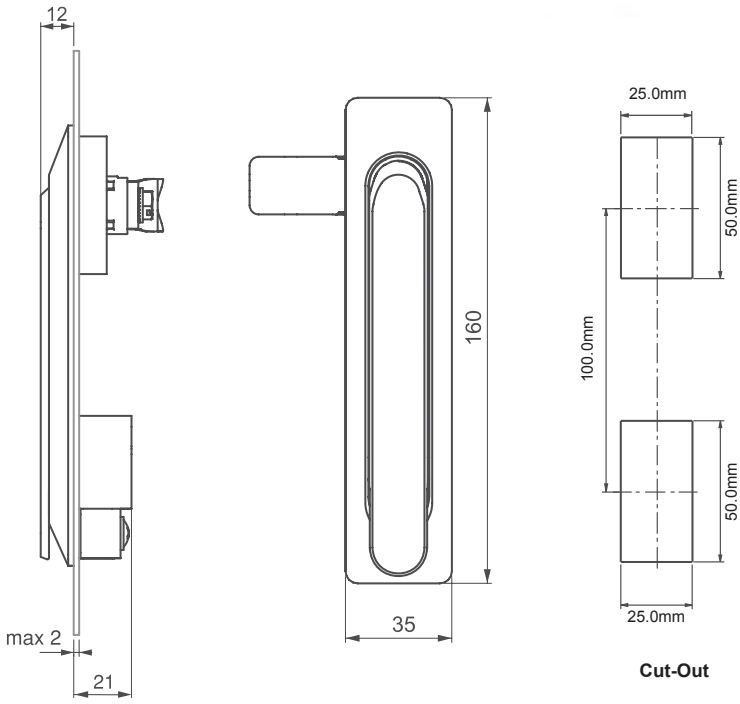

Cut-Out

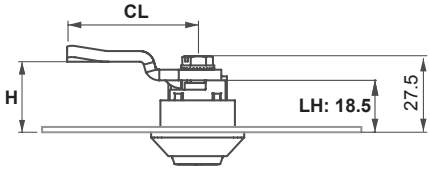

Specifications:
- Material: See Table
  Seal: Polyeurethane
- Finish: See Table
- Nylon is DIN-EN ISO 1043-1 rated

Features:
- Concealed special cam on the handle provides ease of installation
- Ideal for both indoor and outdoor applications

CAMS SOLD SEPARATELY. SEE PAGES 590 - 591.

Item No.	Material	Finish/Color
2181100	Zinc Alloy	Chrome Plated
2181200	Zinc Alloy	Black Powder Coated
2182000	Nylon	Black

tel | 800 847 0486 fax | 866 561 6617

008 Series
Swinghandle Latch

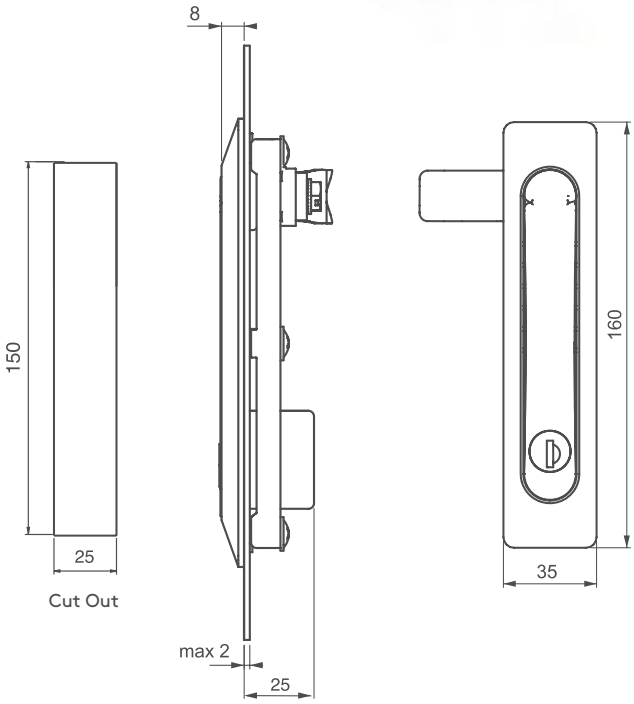

Specifications:
- Material:
  Body: Nylon Black (PA6 30% GF)
  Handle: Zinc Alloy
  Seal: Polyeurethane
- Finishes: Refer to chart
- Nylon is DIN-EN ISO 1043-1 rated
- Zinc Alloy is DIN-EN 1774 rated
- IP 65 (NEMA 4) rated

Features:
- Spring-loaded design
- Ultra low external profile, only 9mm protrusion
- Please contact essentra for alternate cylinder or driver options
- Two keys supplied with every lock

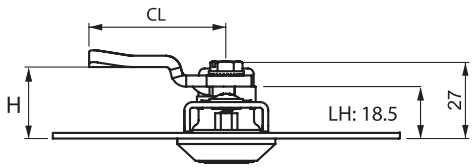

CAMS SOLD SEPARATELY. SEE PAGES 590 - 591.

Item No.	Handle / Lever Finish	Cylinder Type	Cylinder Description
008120300	Chrome Plated	03	Keyed Alike
008120700	Chrome Plated	07	Keyed CH751
008122000	Chrome Plated	20	Keyed Alike, High Security
008220300	Black Powder Coated	03	Keyed Alike
008220500	Black Powder Coated	05	Keyed EURO
008220700	Black Powder Coated	07	Keyed CH751
008221500	Black Powder Coated	15	5 mm Double Bit Driver
008222000	Black Powder Coated	20	Keyed Alike, High Security

SWINGHANDLES

908 Series
Swinghandle Latch

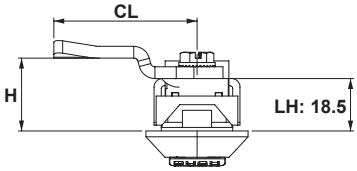

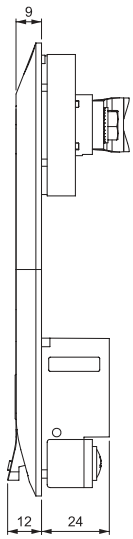

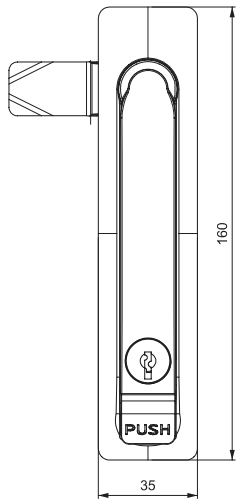

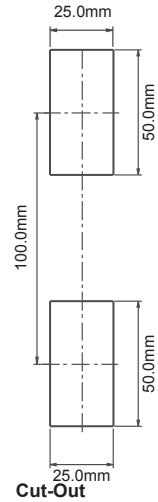

Cut-Out

Specifications:
- Material:
  Body: See Table
  Handle: Zinc Alloy, Black Nylon (PA6 30% GF)
  Cam: Steel, Nylon
  Seal: Polyeurethane
  Dust Cap: Stainless Steel
- Finish: See Table
- Zinc Alloy is DIN-EN 1774 rated
- Two keys supplied with every lock

Features:
- Swinghandle with push button
- Ultra low external profile, only 9mm protrusion
- Please contact Essentra for alternate finishes, cylinder or driver options and high-security cylinders

CAMS SOLD SEPARATELY. SEE PAGES 590 - 591.

	Item No.	Handle Finish	Body Material	Body Finish / Color	Cylinder / Driver Style	Cylinder Description
	90811110000	Chrome Plated	Zinc Alloy	Chrome Plated	00	Keyless No Cylinder
•	**90811110700**	Chrome Plated	Zinc Alloy	Chrome Plated	07	Keyed CH751
•	**90811111500**	Chrome Plated	Zinc Alloy	Chrome Plated	15	5 mm Double Bit
•	**90811112000**	Chrome Plated	Zinc Alloy	Chrome Plated	20	Keyed Alike High-Security
•	**90811120000**	Chrome Plated	Zinc Alloy	Black Powder Coated	00	Keyless No Cylinder
•	**90811120700**	Chrome Plated	Zinc Alloy	Black Powder Coated	07	Keyed CH751
•	**90811121500**	Chrome Plated	Zinc Alloy	Black Powder Coated	15	5 mm Double Bit
•	**90811122000**	Chrome Plated	Zinc Alloy	Black Powder Coated	20	Keyed Alike High-Security
•	**90811200700**	Chrome Plated	Nylon	Black	07	Keyed CH751
•	**90811201500**	Chrome Plated	Nylon	Black	15	5 mm Double Bit
•	**90811202000**	Chrome Plated	Nylon	Black	20	Keyed Alike High-Security
	90812110000	Black Powder Coated	Zinc Alloy	Chrome Plated	00	Keyless No Cylinder
	90812110300	Black Powder Coated	Zinc Alloy	Chrome Plated	03	Keyed Alike
	90812110700	Black Powder Coated	Zinc Alloy	Chrome Plated	07	Keyed CH751
•	**90812111500**	Black Powder Coated	Zinc Alloy	Chrome Plated	15	5 mm Double Bit
•	**90812112000**	Black Powder Coated	Zinc Alloy	Chrome Plated	20	Keyed Alike High-Security
	90812113200	Black Powder Coated	Zinc Alloy	Chrome Plated	32	CH751 with Dust Cap
	90812120000	Black Powder Coated	Zinc Alloy	Black Powder Coated	00	Keyless No Cylinder
•	**90812120700**	Black Powder Coated	Zinc Alloy	Black Powder Coated	07	Keyed CH751
•	**90812122000**	Black Powder Coated	Zinc Alloy	Black Powder Coated	20	Keyed Alike High-Security
•	**90812200000**	Black Powder Coated	Nylon	Black	00	Keyless No Cylinder
	90812200700	Black Powder Coated	Nylon	Black	07	Keyed CH751
•	**90812201500**	Black Powder Coated	Nylon	Black	15	5 mm Double Bit
•	**90812202000**	Black Powder Coated	Nylon	Black	20	Keyed Alike High-Security

601 Series
Swinghandle Latch

Pad Lock Version

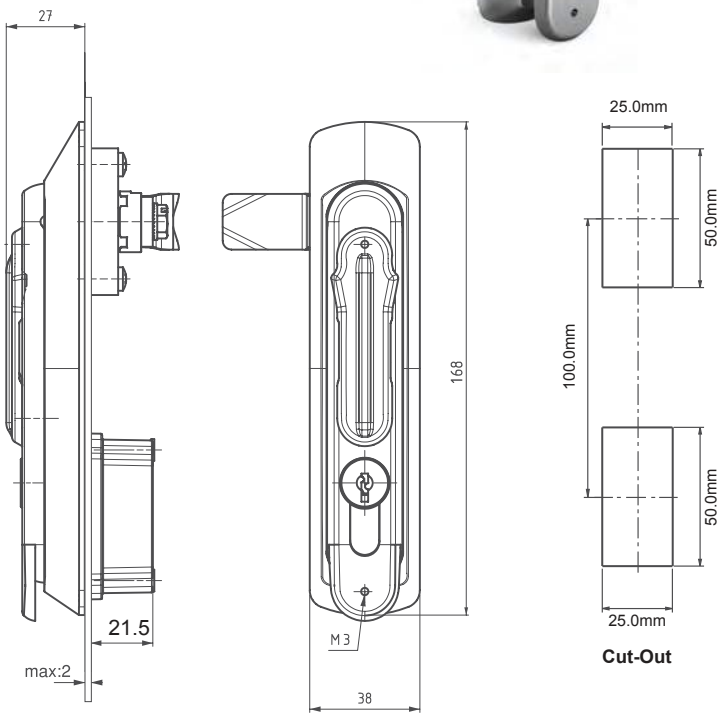

Cut-Out

Specifications:
- Material:
  Body: Zinc Alloy
  Handle: Zinc Alloy
  Cover: Zinc Alloy
  Seal: Polyeurethane
  Dust Cap: Stainless Steel
- Finish: See Table
- Zinc Alloy is DIN-EN 1774 rated
- Two keys supplied with every lock

Features:
- All-Metal construction
- Improved corrosion resistance
- For alternate or high security cylinders, please contact Essentra for details

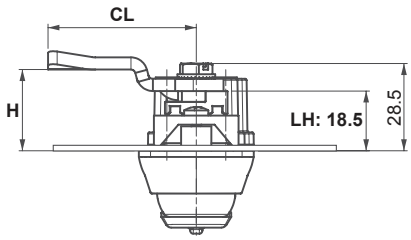

CAMS SOLD SEPARATELY. SEE PAGES 590 - 591.

Item No.	Finish	Cylinder Description
60111110300	Chrome Plated	Keyed Alike (Stainless Steel Shutter)
60111110700	Chrome Plated	CH751 (Stainless Steel Shutter)
60111113200	Chrome Plated	Keyed Different (Stainless Steel Shutter)
601111103001	Chrome Plated	Keyed Alike (Stainless Steel Shutter) w/Padlock
60112120300	Black Powder Coated	Keyed Alike (Stainless Steel Shutter)
60112120700	Black Powder Coated	CH751 (Stainless Steel Shutter)
60112123200	Black Powder Coated	Keyed Different (Stainless Steel Shutter)
601121203001	Black Powder Coated	Keyed Alike (Stainless Steel Shutter) w/Padlock

SWINGHANDLES

708 Series
Push Button Swinghandle Latch

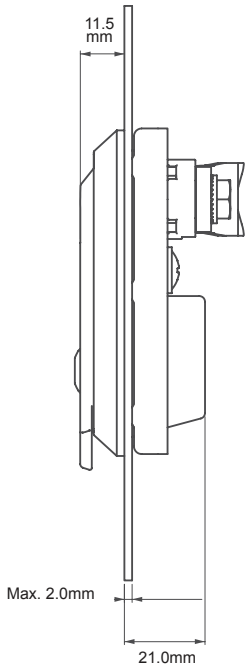

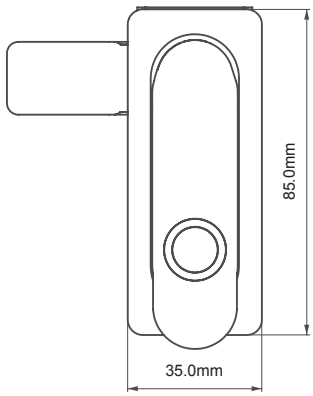

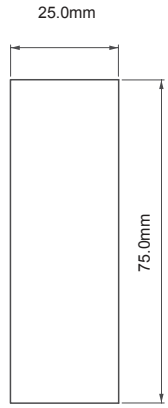

Cut-Out

Specifications:
- Material:
  Body: Nylon Black (PA6 30% GF)
  Handle: Nylon Black (PA6 30% GF)
  Button: Zinc Alloy
  Seal: Polyurethane inside perimeter groove
- Finish: See Table
- Nylon is DIN-EN ISO 1043-1 rated
- Zinc Alloy compliant to DIN-EN 1774

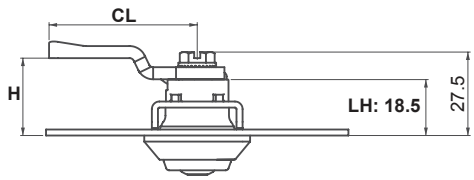

Features:
- Operates by push-button
- Ideal for electric panels, machinery covers and rack enclosures

CAMS SOLD SEPARATELY. SEE PAGES 590 - 591.

Item No.	Button Finish
708201100	Chrome Plated
708201200	Black Powder Coated

708 Series
Swinghandle Latch

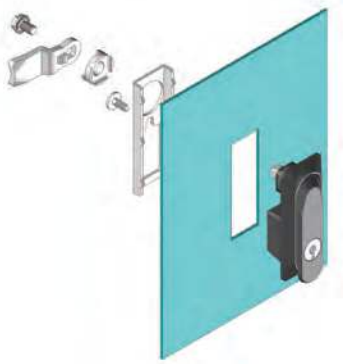

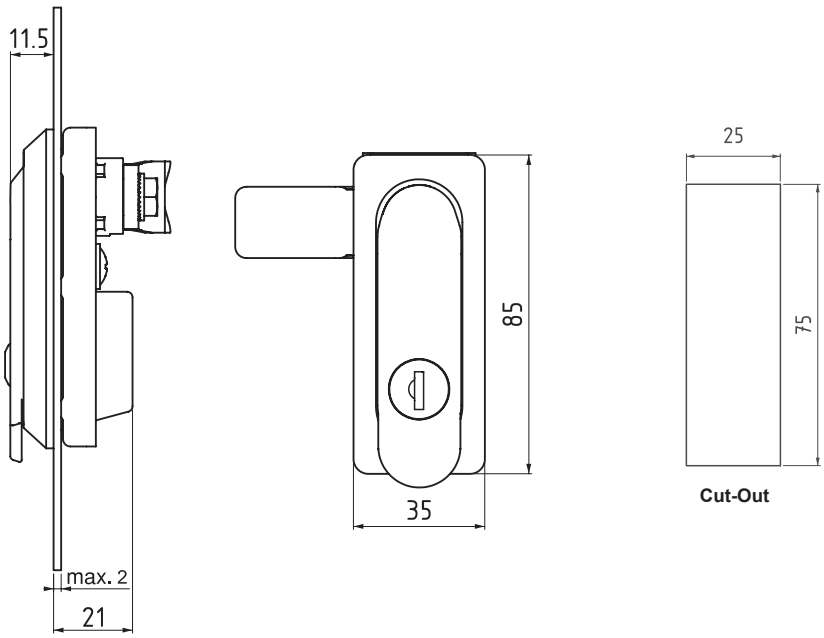

Specifications:
- Material:
  Body: Nylon Black (PA6 30% GF)
  Handle: Nylon (PA6 30% GF)
  Cylinder: Zinc Alloy
  Seal: Polyeurethane (inside perimeter groove)
- Nylon is DIN-EN ISO 1043-1 rated
- Zinc Alloy compliant to DIN-EN 1774

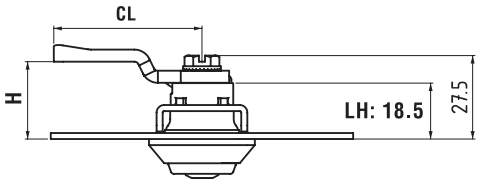

Features:
- Operates by push-button
- Ideal for electric panels
- Machinery covers and rack enclosures

CAMS SOLD SEPARATELY. SEE PAGES 590 - 591.

Item No.	Cylinder Style	Cylinder Description
7082020300	03	Keyed Alike

SWINGHANDLES - SMALL

318 Series
Small Swinghandle Latches

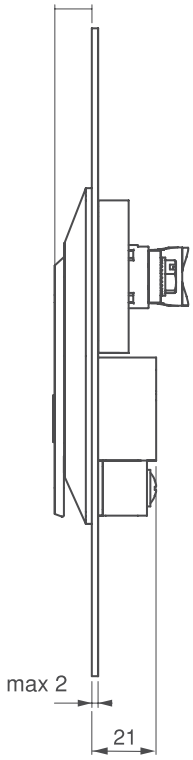

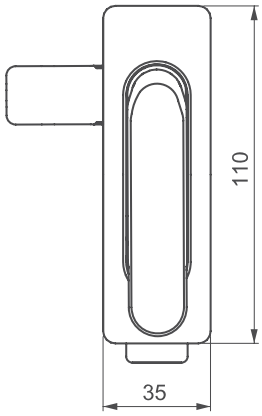

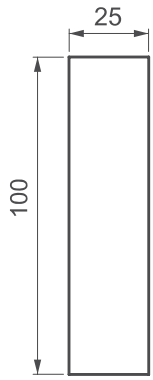

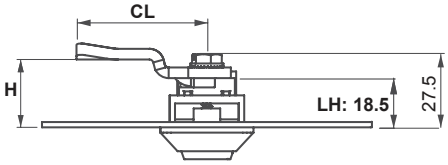

Specifications:
- Material: See Table
- Finish: See Table
- Nylon is DIN EN / ISO 1043 rated

Features:
- Ideal for both indoor and outdoor applications

CAMS SOLD SEPARATELY. SEE PAGES 590 - 591.

Item No.	Material	Finish
31811200	Zinc Alloy	Chrome Plated
31812200	Zinc Alloy	Black Powder Coated
31820200	Nylon	Black

tel | 800 847 0486 fax | 866 561 6617

308 Series
Small Swinghandle Latches

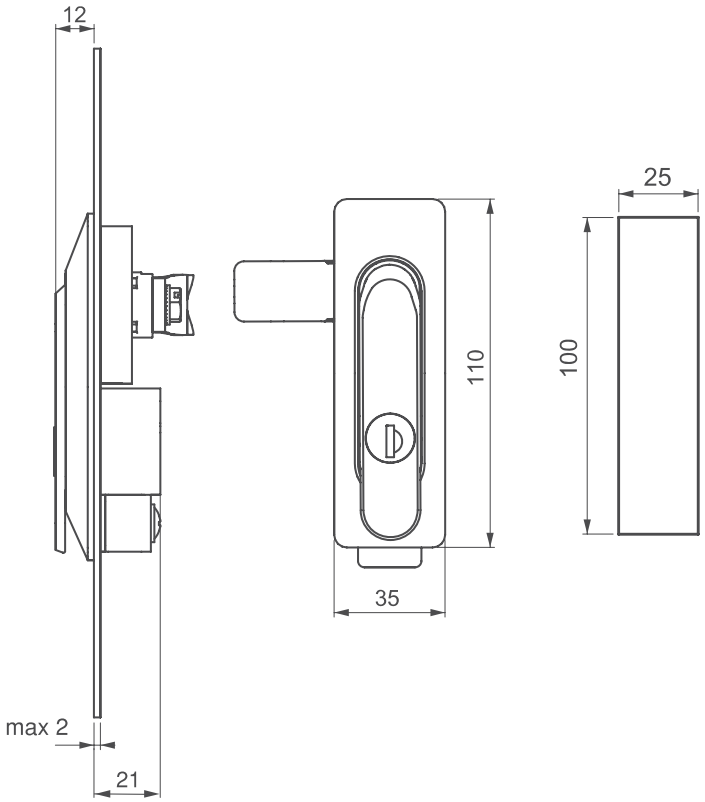

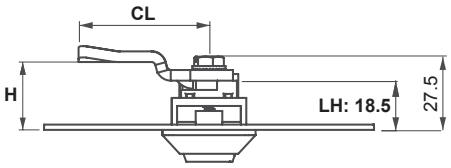

Specifications:
- Material:
  Body: Black Nylon (PA6 30% GF)
  Handle: See Table
  Seal: Polyurethane
- Finish: See Table
- Zinc Alloy is DIN-EN 1774 rated
- Nylon is DIN-EN ISO 1043-1 rated
- Two keys supplied with every lock

Features:
- Ideal for indoor or outdoor applications
- Please contact Essentra for alternate cylinder and driver options

CAMS SOLD SEPARATELY. SEE PAGES 590 - 591, 595.

Item No.	Handle Material	Handle Finish	Cylinder / Driver Type	Cylinder Description
3081220300	Zinc Alloy	Chrome Plated	03	Keyed Alike
• **3081220700**	Zinc Alloy	Black Powder Coated	07	Keyed EURO
3081223200	Zinc Alloy	Black Powder Coated	32	Keyed Different
3082020300	Nylon	Black	03	Keyed Alike
3082023200	Nylon	Black	32	Keyed Different

LIFT & TURN LATCHES

072 Series
Functional Lock - Lift & Turn Latch

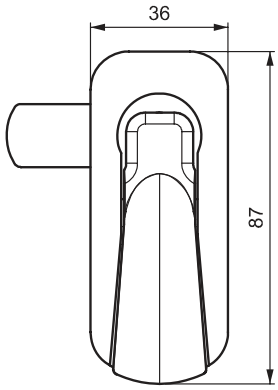

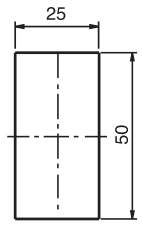

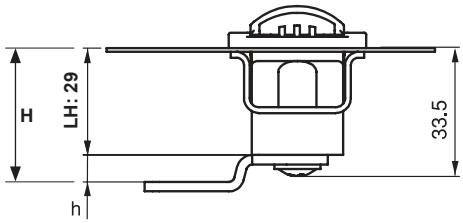

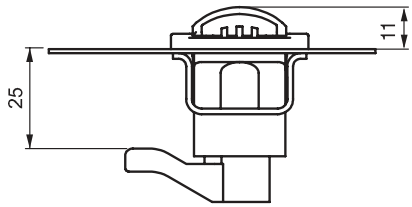

Specifications:
• Material:
Body: Nylon Black (PA6 30% GF)
• Housing is DIN-EN 1043-1 rated

Features:
• Suitable for all panels

CAMS SOLD SEPARATELY. SEE PAGE 595.

Item No.	Panel Thickness mm	Version	Version Description	Hand Operation
072100001	0.8 - 2.0	1	Bracket Fastening	Right
072100002	0.8 - 2.0	1	Bracket Fastening	Left
072200001	0.8 - 2.0	2	Molded-in Fastening Clips	Right
072200002	0.8 - 2.0	2	Molded-in Fastening Clips	Left

tel | 800 847 0486 fax | 866 561 6617

170 Series
Lift-and-Turn Latches - Fixed Compression Locks

Version 1

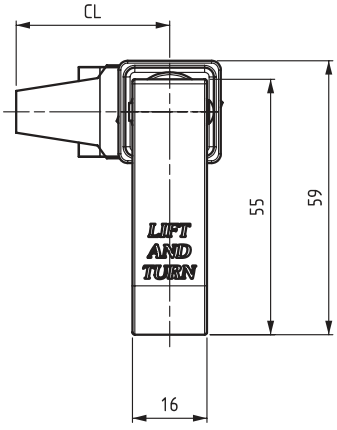

Version 2

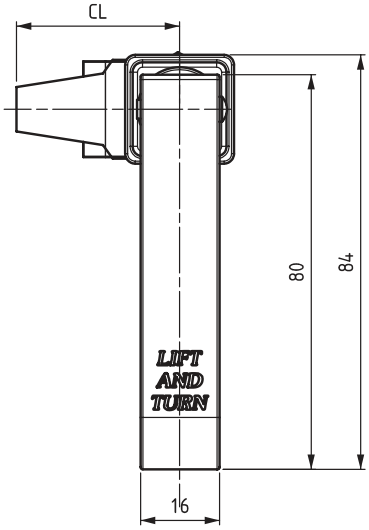

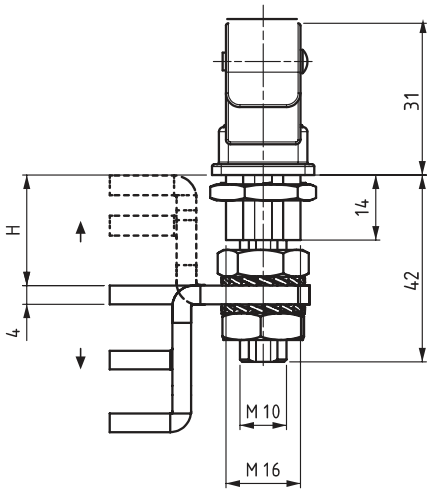

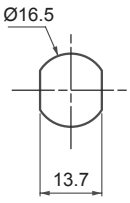

Cut-Out

Specifications:
- Material:
  Housing: Zinc Alloy
  Handle: Zinc Alloy
- Finish: See Table
- Housing and Handle are DIN-EN 1774 rated

Features:
- Applicable Cams are without stoppers
- Provides 5mm preset compression

CAMS SOLD SEPARATELY. See Table >>

Cams without Stoppers

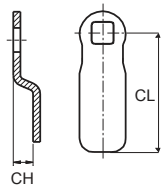

Specifications:
- Material: Steel
- Finish: Zinc Plated
- Thickness: 4mm

Item No.	Cam Type			CH	CL	H Grip* Min	H Grip* Max
30403565		①	Flat	0	33	22.5	30
30403566		②	Offset	14	33	8.5	44
30403567		③	Offset	27.5	33	0	57.5

***Grip is measured in latched position**

Item No.			Handle
Zinc Alloy Chrome Plated	Zinc Alloy Black Powder Coated	Version Type	mm
17011100	17011200	1	55
17021100	17021200	2	80

LIFT & TURN LATCHES

070 Series
Lift-and-Turn Latches - Compression Locks

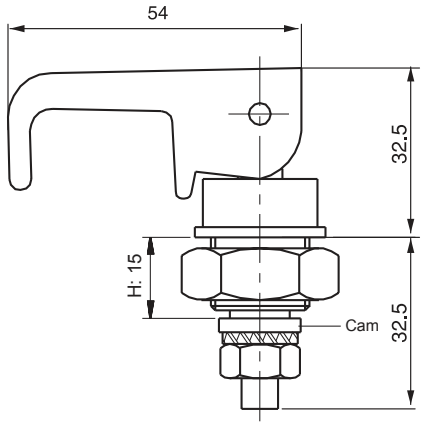

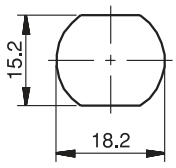

Cut-Out

Specifications:
- Material:
  Body: Nylon Black (PA6 30% GF)
  Cam: Steel
- Housing and Handle are DIN-EN ISO 1043-1 rated
- Standard flat cam included
- Latch includes flat cam

Features:
- Suitable for a variety of panels
- Provides 5mm preset compression

Item No.	CH Cam Height	CL Cam Length	H Grip
070	0	45	15

We make finding your ideal product easy!

Need help?
Call us!
800 847 0486

270 Series
Swell Latch

RoHS

Versions 1 & 2

Version 3

Version 1

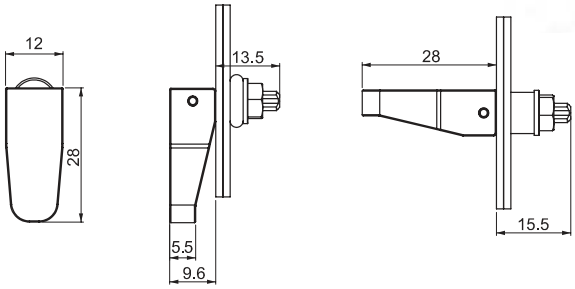

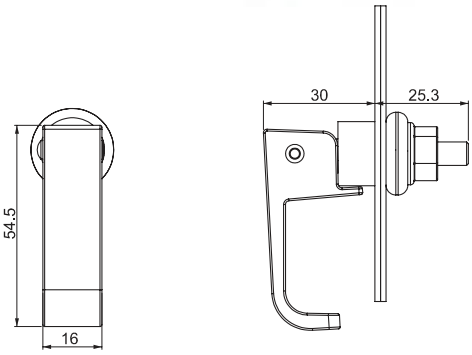

Version 2

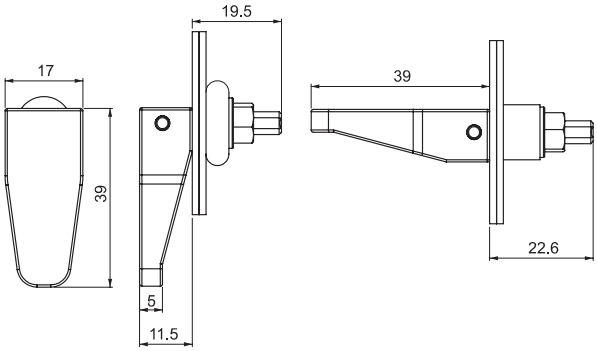

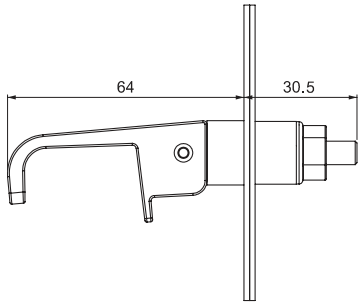

Cut-Out

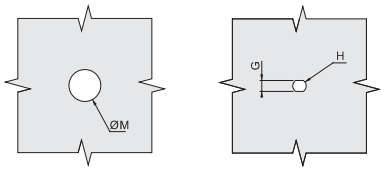

Cut-Out

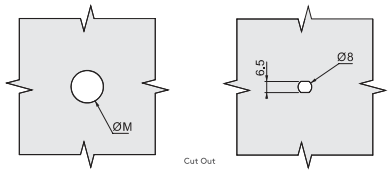

Specifications:
- Material:
  Handle: Zinc Alloy, Nylon Black (PA6 30% GF)
  Washer: Nylon Black (PA66)
  Nut: Nylon Black (PA66)
  Bushing: SBR Rubber
- Latch is DIN-EN ISO 1043-1 rated

Features:
- Used for the cabinets that require better performance under vibration conditions
- It is suitable with special Cut-Out for different frame thickness
- Applications include electrical panels, machinery covers, railway and construction equipment

Item No.	Version	Material	Finish	G +0.1 - 0.0	H +0.1 - 0.0	Cut-Out ØM	Frame Thickness
270201	1	Nylon	Black	3.3	4.1	9.5	3.2
270202	2	Nylon	Black	4.5	5.8	13.5	Up to 3.2mm
						14.0	3.2 - 4.8
270123	3	Zinc Alloy	Black Powder Coated	—	—	19.1	1.2 - 3.2
						19.5	3.2 - 4.8
						20.0	4.8 - 6.4
						20.5	6.4 and up

LATCH & LOCK ACCESSORIES

Lock Handle

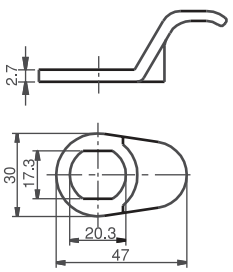

NEW

Specifications:
- Material: Nylon (30% GF)
- Color: Black

Features:
- Allows lock to be fitted to thick doors
- Easy installation for isolated doors

Item No.
050A3

Finger Pull Latch Handle

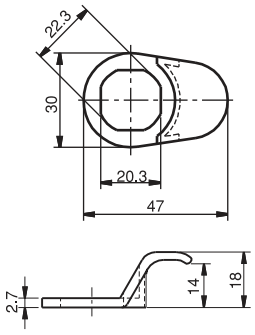

Specifications:
- Material: Nylon (30% GF)
- Color: Black

Features:
- Allows lock to be fitted to thick doors
- Easy installation for isolated doors

Item No.
060A2

Dust Cap

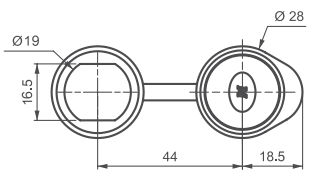

NEW

Specifications:
- Material: Nylon (30% GF)
- Color: Black

Features:
- Protects against dust and debris

Item No.
050A4

Dust Cap

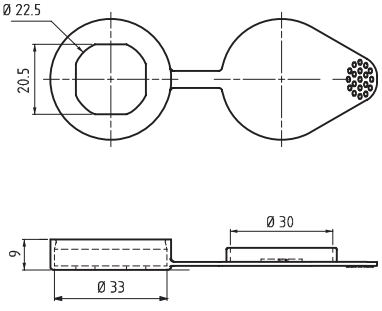

Specifications:
- Material: Polyurethane
- Color: Black

Features:
- Recommended when dust and humidity protection is required

Item No.
060A7

tel | 800 847 0486 fax | 866 561 6617

Lock Washer

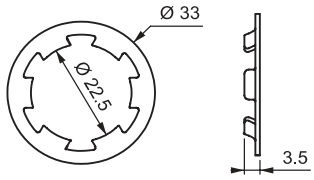

Specifications:
• Material: Steel
• Finish: Zinc Plated

Features:
• Prevents rotation
• Ideal for applications subject to rotation

Item No.
060A3

Installation Bracket

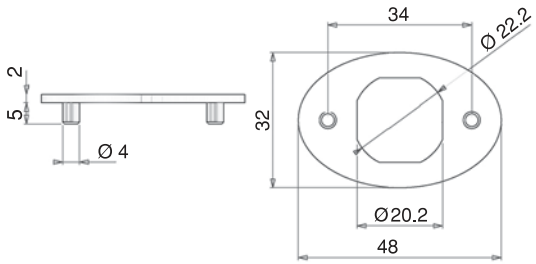

Specifications:
• Material: Zinc Alloy

Features:
• Installation device for wooden applications

Item No.
060A5

Spacer

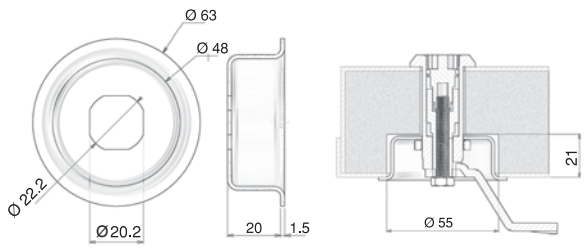

Specifications:
• Material: Steel
• Finish: Zinc Plated

Features:
• Allows lock to be fitted to thick doors
• Easy installation for isolated doors

Item No.
060A6

Padlock Adapter

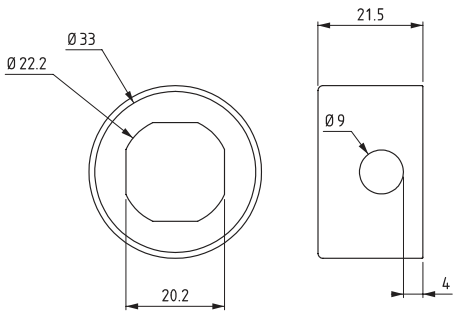

Specifications:
• Material: Steel
• Finish: Zinc Plated

Features:
• Max shackle diameter is 8mm

Item No.
060A8

LATCH & LOCK ACCESSORIES

Hook Cams

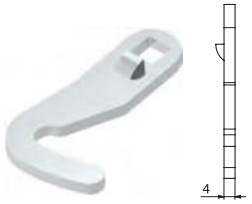

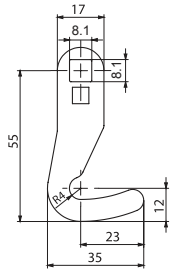

Version 1

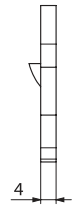

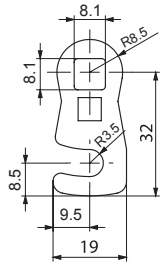

Version 2

Specifications:
- Material: Steel
- Finish: Zinc Plated

Item No.	Version	Height mm	Length mm
30403485	1	0	55
30403712	2	0	32

Slide Shoe for Cam

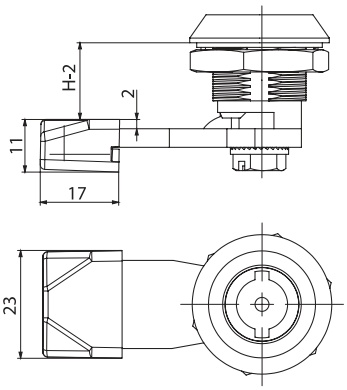

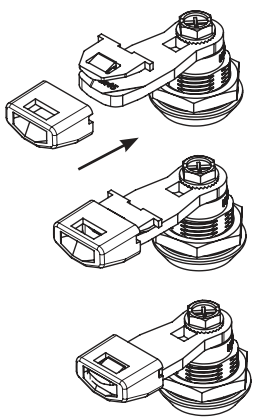

Specifications:
- Material: Gray Nylon

Features
- Bulk Packed

Item No.
32002180

Flat Rod Bracket for 204 Series

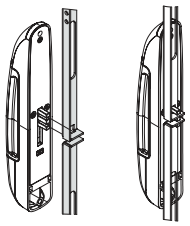

Specifications:
- Material: Black Nylon

Features
- Use with 204 series on page 568
- Clip-in part reduces mounting time by 50%
- Bulk Packed

Item No.
32002225

Bolt Cover - Cam Lock for 761 Series Plug

Specifications:
- Material: Black Nylon

Features
- Use with 761 series on pages 547 - 548
- Bulk Packed

Item No.
32002221

Latch Retainer Hex Nuts

Specifications:
• Material: Steel
• Finish: Zinc Plated

Features
• Bulk Packed

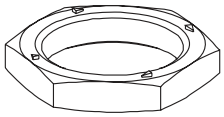

Item No.	Hex Nut Size
30501008	M19
30501015	M22

Latch Accessory Screws

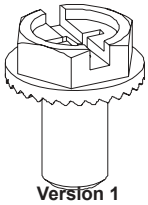

Version 1

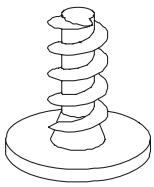

Version 2

Specifications:
• Material: Steel
• Finish: Zinc Plated

Features
• Bulk Packed

Item No.	Version	Screw Type
30603002	1	M6 6x10
30603055	2	M5 5x11 RYSB

Latch Accessory Spring

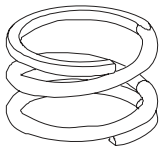

Specifications:
• Material: Steel
• Finish: Zinc Plated

Features
• Bulk Packed

Item No.
30703001

O-Ring for Latch Inserts

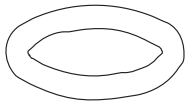

Specifications:
• Material: EPDM

Features
• Bulk Packed

Item No.
30802002

Latch Housing Sealing Washer

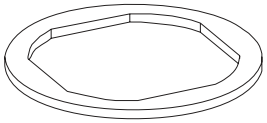

Specifications:
• Material: Black Rubber

Features
• Bulk Packed

Item No.	Size mm
30802021	22

Door Holdback

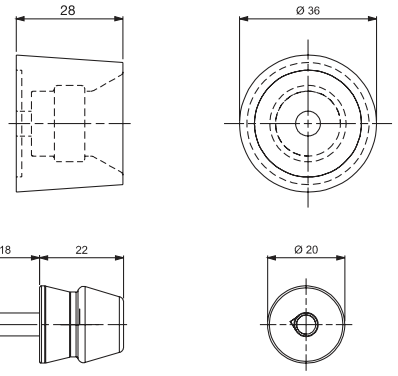

Specifications:
• Material: NBR Rubber
• Color: Black

Features:
• Absorbs shock while door is connected to frame
• Keeps the door at open position and can be used instead of cover stays
• Suitable for outdoor cabinets with high corrosion resistance

Item Number
34008001

320 Series
Cable Shunting Rings

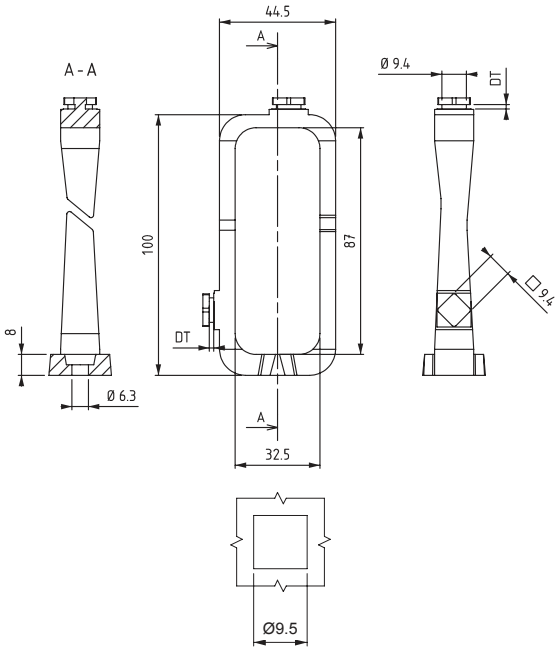

Cut-Out

Specifications:
• Materials: Nylon (PA6 30% GF)
• Color: Black

Features:
• Quick fixing in a square hole by turning 45° or mount by using M6 screws
• Install horizontal or vertical

Item No.	Panel Thickness mm
32002164	1.3 - 1.5
32002165	1.6 - 2.0

2215 & 2216 Series
Counter Screen

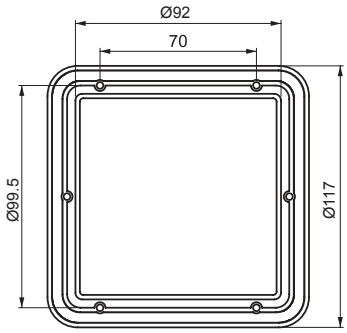

Version 1

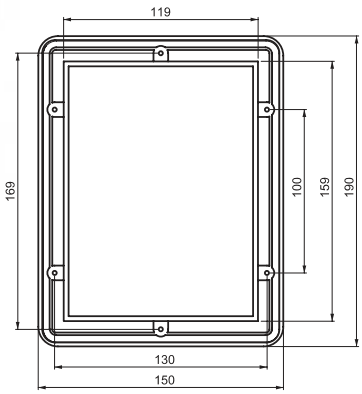

Version 2

Specifications:
- Material: Polycarbonate (Heat and UV stabilized)
- Color: Transparent

Features:
- Allows counters or dials to be viewed from outside enclosure

Item No.	Version
2215	1
2216	2

2150 & 2152 Series
Document Holder

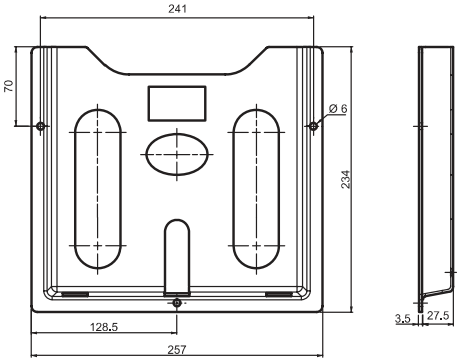

Version 1

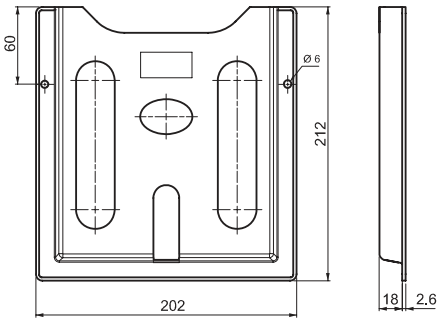

Version 2

Specifications:
- Material: Polystyrene
- Color: Grey

Features:
- Used to store documents or folders
- Can be secured using screws, bolts or adhesive strips

Item No.	Version
2150	1
2152	2

CAMS WITH STOPPERS

Cams With Stoppers

- H = Grip
- LH = Housing Length
- CL = Cam Length
- CH = Cam Height
- Please contact Essentra for alternate cam options

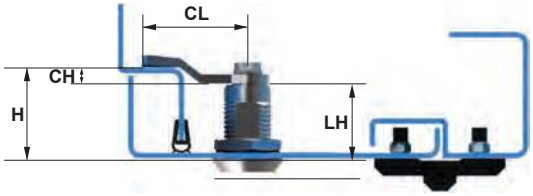

Know your Latch Housing Length (LH) and identify your Grip (H). Total Grip (H) is measured from the mounting outer surface and the contact surface of the inner frame. See illustration. When the Grip (H) is determined, select the matching cam from the options below.

Cam Style 1

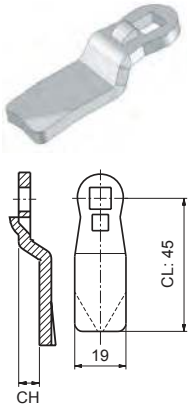

Specifications:
- Material: Steel
- Finish: Zinc Plated
- Thickness: 4mm

Item No.	CC	CH Height	CL Length	H Grip LH = 18.5	LH = 20	LH = 30	LH = 40	LH = 50	LH = 60
30403033	30	0	45	18.5	20	30	40	50	60
30403439	17	1	45	19.5	21	31	41	51	61
30403159	35	2	45	20.5	22	32	42	52	62
30403063	31	3	45	21.5	23	33	43	53	63
30403149	33	4	45	22.5	24	34	44	54	64
30403160	34	6	45	24.5	26	36	46	56	66
30403161	36	8	45	26.5	28	38	48	58	68
30403162	47	10	45	28.5	30	40	50	60	70
30403045	44	12	45	30.5	32	42	52	62	72
30403163	48	14	45	32.5	34	44	54	64	74
30403151	49	16	45	34.5	36	46	56	66	76
30403165	55	18	45	36.5	38	48	58	68	78
30403166	56	20	45	38.5	40	50	60	70	80
30403167	57	22	45	40.5	42	52	62	72	82
30403168	58	24	45	42.5	44	54	64	74	84
30403169	37	-2	45	16.5	18	28	38	48	58
30403170	38	-4	45	14.5	16	26	36	46	56
30403171	39	-6	45	12.5	14	24	34	44	54
30403172	59	-8	45	10.5	12	22	32	42	52
30403173	60	-10	45	8.5	10	20	30	40	50
30403174	61	-12	45	6.5	8	18	28	38	48
30403175	62	-14	45	4.5	6	16	26	36	46

Cam Style 2

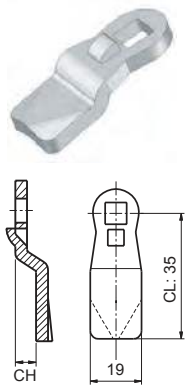

Specifications:
- Material: Steel
- Finish: Zinc Plated
- Thickness: 4mm

Item No.	CC	CH Height	CL Length	H Grip LH = 18.5	LH = 20	LH = 30	LH = 40	LH = 50	LH = 60
30403187	11	-2	35	16.5	18	28	38	48	58
30403185	12	0	35	18.5	20	30	40	50	60
30403186	13	2	35	20.5	22	32	42	52	62
30403188	14	4	35	22.5	24	34	44	54	64
30403470	15	6	35	24.5	26	36	46	56	66
30403471	16	7	35	25.5	27	37	47	57	67
30403189	23	10	35	28.5	30	40	50	60	70
30403046	52	26	35	44.5	46	56	66	76	86

LOCAL STOCK
SAME DAY SHIPPING
SHOP OVER 35,000 PRODUCTS ONLINE

tel | 800 847 0486 fax | 866 561 6617

CAMS WITH STOPPERS

Cams With Stoppers

- H = Grip
- LH = Housing Length
- CL = Cam Length
- CH = Cam Height
- Please contact Essentra for alternate cam options

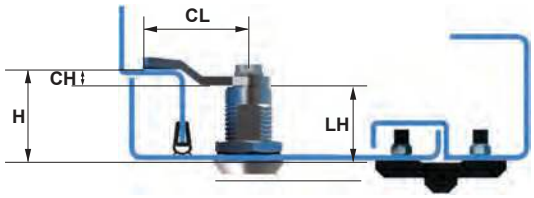

Know your Latch Housing Length (LH) and identify your Grip (H). Total Grip (H) is measured from the mounting outer surface and the contact surface of the inner frame. See illustration. When the Grip (H) is determined, select the matching cam from the options below.

Cam Style 3

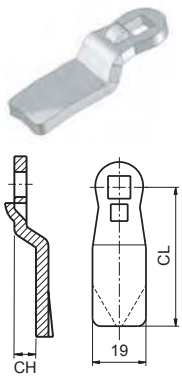

Specifications:
- Material: Steel
- Finish: Zinc Plated
- Thickness: 4mm

Item No.	CC	CH Height	CL Length	H Grip LH = 18.5	LH = 20	LH = 30	LH = 40	LH = 50	LH = 60
30403031	10	0	29	18.5	20	30	40	50	60
30403032	20	0	38	18.5	20	30	40	50	60
30403036	70	0	66	18.5	20	30	40	50	60
30403034	40	0	51	18.5	20	30	40	50	60
30403037	21	3	38	21.5	23	33	43	53	63
30403038	41	3	51	21.5	23	33	43	53	63
30403129	22	6	37	24.5	26	36	46	56	66
30403039	32	7	44	25.5	27	37	47	57	67
30403040	42	7	49	25.5	27	37	47	57	67
30403043	43	10	48	28.5	30	40	50	60	70

Cam Style 4

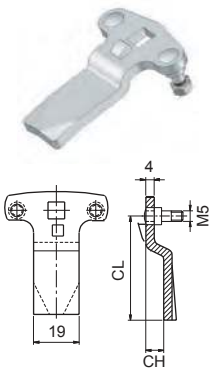

Specifications:
- Material: Steel
- Finish: Zinc Plated
- Thickness: 4mm

Item No.	CC	CH Height	CL Length	H Grip LH = 18.5	LH = 20	LH = 30	LH = 40	LH = 50	LH = 60
30403140	03	0	51	18.5	20	30	40	50	60
30403522	06	0	45	18.5	20	30	40	50	60
30403047	01	7	49	25.5	27	37	47	57	67
30403524	07	2	45	20.5	22	32	42	52	62
30403526	08	3	45	21.5	23	33	43	53	63
30403528	09	4	45	22.5	24	34	44	54	64
30403530	100	5	45	23.5	25	35	45	55	65
30403532	101	6	45	24.5	26	36	46	56	66
30403534	102	7	45	25.5	27	37	47	57	67
30403147	02	12	46	30.5	32	42	52	62	72
30403536	103	14	45	32.5	34	44	54	64	74

Cam Style 5

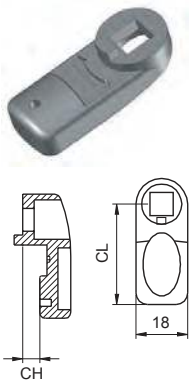

Specifications:
- Material: Nylon
- Color: Black
- Thickness: Contact Essentra for details as needed

Item No.	CC	CH Height	CL Length	H Grip LH = 18.5	LH = 20	LH = 30	LH = 40	LH = 50	LH = 60
30402004	90	0	35	18.5	20	30	40	50	60
30402011	93	0	25	18.5	20	30	40	50	60
30402005	91	6	35	24.5	26	36	46	56	66
30402008	92	4	45	22.5	24	34	44	54	64
30402013	94	-4	45	14.5	16	26	36	46	56

CAMS WITHOUT STOPPERS

Cams without Stoppers

- H = Grip
- LH = Housing Length
- CL = Cam Length
- CH = Cam Height
- Please contact Essentra for alternate cam options

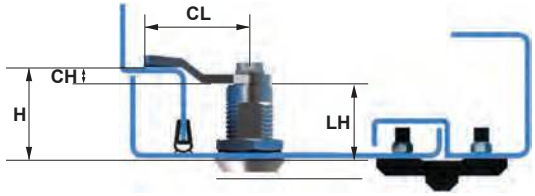

Know your Latch Housing Length (LH) and identify your Grip (H). Total Grip (H) is measured from the mounting outer surface and the contact surface of the inner frame. See illustration. When the Grip (H) is determined, select the matching cam from the options below.

Cam Style 1

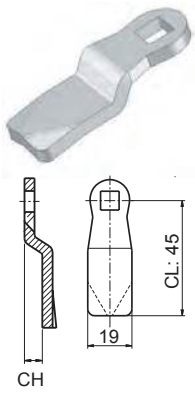

Specifications:
- Material: Steel
- Finish: Zinc Plated
- Thickness: 4mm

Item No.	CC	CH Height	CL Length	H Grip LH = 18.5	LH = 20	LH = 25	LH = 32
30403117	30	0	45	18.5	20	25	32
30403557	17	1	45	19.5	21	26	33
30403581	35	2	45	20.5	22	27	34
30403054	31	3	45	21.5	23	28	35
30403197	33	4	45	22.5	24	29	36
30403128	34	6	45	24.5	26	31	38
30403583	36	8	45	26.5	28	33	40
30403584	48	10	45	28.5	30	35	42
30403123	44	12	45	30.5	32	37	44
30403422	48	14	45	32.5	34	39	46
30403410	49	16	45	34.5	36	41	48
30403429	55	18	45	36.5	38	43	50
30403585	56	20	45	38.5	40	45	52
30403586	57	22	45	40.5	42	47	54
30403411	58	24	45	42.5	44	49	56
30403425	37	-2	45	16.5	18	23	30
30403198	38	-4	45	14.5	16	21	28
30403423	39	-6	45	12.5	14	19	26
30403412	59	-8	45	10.5	12	17	24
30403552	60	-10	45	8.5	10	15	22
30403587	61	-12	45	6.5	8	13	20
30403420	62	-14	45	4.5	6	11	18

Cam Style 2

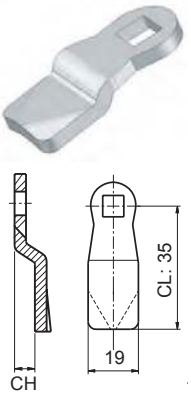

Specifications:
- Material: Steel
- Finish: Zinc Plated
- Thickness: 4mm

Item No.	CC	CH Height	CL Length	H Grip LH = 18.5	LH = 20	LH = 25	LH = 32
30403069	11	-2	35	16.5	18	23	30
30403444	12	0	35	18.5	20	25	32
30403519	13	2	35	20.5	22	27	34
30403588	14	4	35	22.5	24	29	36
30403477	15	6	35	24.5	26	31	38
30403589	16	7	35	25.5	27	32	39
30403407	23	10	35	28.5	30	35	42
30403075	52	26	35	44.5	46	51	58

Indoor & Outdoor Cabinets
IT Cabinets
Transformers
Industrial Machinery
Power Generators
HVAC
Road Transportation
Rail Transportation
Food Industry
Diversfied Applications

Our expertise ranges across multiple industries, supported by outstanding customer service. We can reduce your lead times and provide custom solutions and advice to help you achieve your business goals.

tel | 800 847 0486 fax | 866 561 6617

Cams without Stoppers

- H = Grip
- LH = Housing Length
- CL = Cam Length
- CH = Cam Height
- Please contact Essentra for alternate cam options

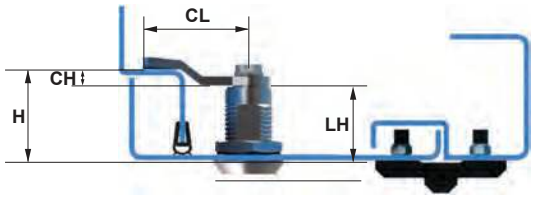

Know your Latch Housing Length (LH) and identify your Grip (H). Total Grip (H) is measured from the mounting outer surface and the contact surface of the inner frame. See illustration. When the Grip (H) is determined, select the matching cam from the options below.

Cam Style 3

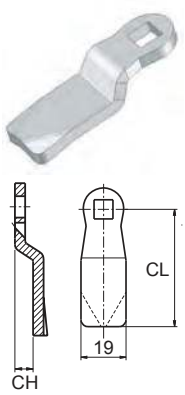

Specifications:
- Material: Steel
- Finish: Zinc Plated
- Thickness: 4mm

Item No.	CC	CH Height	CL Length	H Grip LH = 18.5	LH = 20	LH = 25	LH = 32
30403006	10	0	29	18.5	20	25	32
30403130	20	0	38	18.5	20	25	32
30403003	40	0	51	18.5	20	25	32
30403005	70	0	66	18.5	20	25	32
30403064	21	3	38	21.5	23	28	35
30403141	41	3	51	21.5	23	28	35
30403138	22	6	37	24.5	26	31	38
30403073	32	7	44	25.5	27	32	39
30403002	42	7	49	25.5	27	32	39
30403004	43	10	48	28.5	30	35	42

Cam Style 4

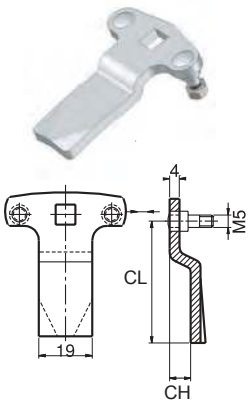

Specifications:
- Material: Steel
- Finish: Zinc Plated
- Thickness: 4mm

Item No.	CC	CH Height	CL Length	H Grip LH = 18.5
30403135	03	0	51	18.5
30403523	06	0	45	18.5
30403001	01	7	49	25.5
30403525	07	2	45	20.5
30403527	08	3	45	21.5
30403529	09	4	45	22.5
30403531	100	5	45	23.5
30403533	101	6	45	24.5
30403535	102	7	45	25.5
30403068	02	12	46	30.5
30403537	103	14	45	32.5

Cam Style 5

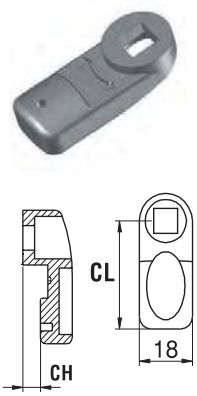

Specifications:
- Material: Nylon
- Color: Black
- Thickness: Contact Essentra for details as needed

Item No.	CC	CH Height	CL Length	H Grip LH = 18.5	LH = 20	LH = 25
30402002	90	0	35	18.5	20	25
30402010	93	0	25	18.5	20	25
30402007	92	4	45	22.5	24	29
30402003	91	6	35	24.5	26	31
30402014	94	-4	45	14.5	16	21

STAINLESS STEEL CAMS

Cams with and without Stoppers

- H = Grip
- LH = Housing Length
- CL = Cam Length
- CH = Cam Height
- Please contact Essentra for alternate cam options

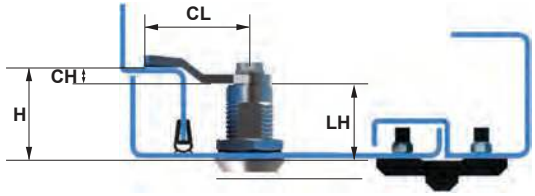

Know your Latch Housing Length (LH) and identify your Grip (H). Total Grip (H) is measured from the mounting outer surface and the contact surface of the inner frame. See illustration. When the Grip (H) is determined, select the matching cam from the options below.

Cam Style 1 - with Stopper

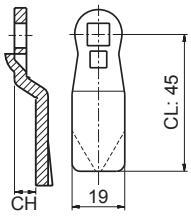

Specifications:
- Material: Stainless Steel
- Finish: Natural
- Thickness: 4mm

Item No.	CC	CH Height	CL Length	H Grip LH = 18.5	LH = 20	LH = 30	LH = 32	LH = 40	LH = 50	LH = 60
30405004	30	0	45	18.5	20	30	32	40	50	60
30405003	40	0	51	18.5	20	30	32	40	50	60
30405159	35	2	45	20.5	22	32	34	42	52	62
30405063	31	3	45	21.5	23	33	35	43	53	63
30405149	33	4	45	22.5	24	34	36	44	54	64
30405160	34	6	45	24.5	26	36	38	46	56	66
30405040	42	7	49	25.5	27	37	39	47	57	67
30405006	36	8	45	26.5	28	38	41	48	58	68
30405162	47	10	45	28.5	30	40	42	50	60	70
30405045	44	12	45	30.5	32	42	44	52	62	72

Cam Style 2 - without Stopper

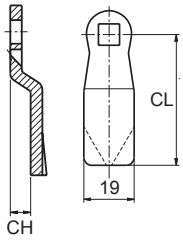

Specifications:
- Material: Stainless Steel
- Finish: Natural
- Thickness: 4mm

Item No.	CC	CH Height	CL Length	H Grip LH = 18.5	LH = 20	LH = 25	LH = 32
30405117	30	0	45	18.5	20	25	32
30405058	40	0	51	18.5	20	25	32
30405012	35	2	45	20.5	22	27	34
30405013	31	3	45	21.5	23	28	35
30405015	34	4	45	22.5	24	29	36
30405002	42	7	49	25.5	27	32	39
30405016	36	8	45	26.5	28	33	40
30405017	47	10	45	28.5	30	35	42
30405018	44	12	45	30.5	32	37	44

FOR YOUR **ELECTRONIC LOCKING SYSTEMS** NEEDS

Server Cabinets | Data Centers | Electric Panels | Telecommunications | Kiosks | GSM Cabinets

See pages 705 - 730 for more details.

MISCELLANEOUS CAMS

Cams with and without Stoppers

- H = Grip
- LH = Housing Length
- CL = Cam Length
- CH = Cam Height
- Please contact Essentra for alternate cam options

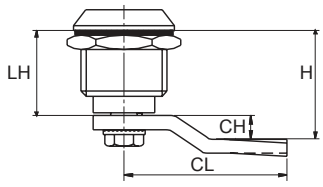

Know your Latch Housing Length (LH) and identify your Grip (H). Total Grip (H) is measured from the mounting outer surface and the contact surface of the inner frame. See illustration. When the Grip (H) is determined, select the matching cam from the options below.

Cam Style 1 - without Stopper

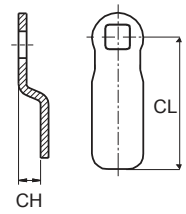

Item No.	CC	CH Height	CL Length	H Grip LH = 16.5	H Grip LH = 20	H Grip LH = 29
30403124	50	0	45	16.5	20	29
31403010	56	0	23	16.5	20	29
31403011	30	0	33	16.5	20	29
30403157	57	3	48	19.5	23	32
30403125	51	7	40	23.5	27	36
30403110	52	10	37	26.5	30	39
30403111	53	14	33	30.5	34	43

Specifications:
- Material: Steel
- Finish: Zinc Plated
- Thickness: Contact Essentra for details as needed

Cam Style 2 - without Stopper

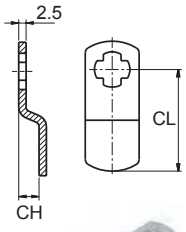

Hook Cam

Item No.	CC	CH Height	CL Length	H Grip LH = 16.5
30403014	10	0	38	16.5
30403100	30	0	33	16.5
30403019	20	0	49	16.5
30403082	11	3	38	19.5
30403015	12	7	36	23.5
30403016	21	7	47	23.5
30403017	22	10	44	26.5
30403022*	13	0	39	16.5

*** Hook Style Cam**

Specifications:
- Material: Steel
- Finish: Zinc Plated
- Thickness: 2.5mm

Cam Style 3 - with Stopper

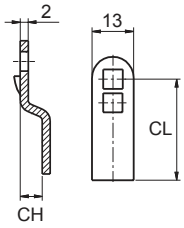

Item No.	CC	CH Height	CL Length	H Grip LH = 13.5	H Grip LH = 16
30403084	10	0	33	13.5	16
30403184	20	0	25	13.5	16
30403183	21	6	25	19.5	22
30403085	11	7	30	20.5	23
30403196	22	6	25	19.5	22

Specifications:
- Material: Steel
- Finish: Zinc Plated
- Thickness: 2mm

Cam Style 4 - without Stopper

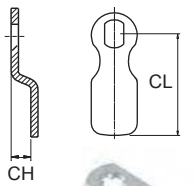

Hook Cam

Item No.	CC	CH Height	CL Length	H Grip LH = 13
30403158	10	0	24	13
31403016	50	0	21	13
30403029	20	0	31	13
30403028	30	0	36	13
30403089	21	3	30	16
30403030	22	7	26	20
30403182	11	-3	28	10
30403058*	40	0	31	13

*** Hook Style Cam**

Specifications:
- Material: Steel
- Finish: Zinc Plated
- Thickness: Contact Essentra for details as needed

ALTERNATE DRIVERS FOR LATCHES AND LOCKS

Alternate Driver Keys

Please Contact Essentra for product details

13
3mm Double Bit

15
5mm Double Bit

28
8mm Square

26
6mm Square

27
7mm Square

39
9mm Triangular

37
7mm Triangular

38
8mm Triangular

52
Slot (2 x 4mm)

42
Slot (2 x 4mm)

58
8mm Square Slot

61
10mm Hexagon (female)

68
8mm Hexagon (female)

71
Slot (5 x 10mm)

76
6mm Square

83
Slot

88
Railway

91
Eastern

92
Tork (T-30)

97
11mm Hexagon (male)

95
Fiat

tel | 800 847 0486 fax | 866 561 6617

Driver Keys - Long

Specifications:
- Material: Zinc Alloy
- Finish: Chrome Plated
- Key Width = 50mm

Item No.
36813
3mm Double Bit
Key Size: 75mm Height

Item No.
36815
5mm Double Bit
Key Size: 75mm Height

Item No.
36826
6mm Square
Key Size: 81mm Height

Item No.
36827
7mm Square
Key Size: 81mm Height

Item No.
36828
8mm Square
Key Size: 81mm Height

Item No.
36837
7mm Triangle
Key Size: 75mm Height

Item No.
36838
8mm Triangle
Key Size: 75mm Height

Item No.
36839
9mm Triangle
Key Size: 81mm Height

Item No.
36891
Eastern
Key Size: 83mm Height

Item No.
36868
8mm Hexagon
High Security
Key Size: 81mm Height

Item No.
36861
10mm Hexagon
Female
Key Size: 83mm Height

Driver Keys - Short

Specifications:
- Material: Zinc Alloy
- Finish: Chrome Plated
- Key Width = 36mm

Item No.
26713
3mm Double Bit
Key Height = 51mm

Item No.
26715
5mm Double Bit
Key Height = 51mm

Item No.
26726
6mm Square
Key Height = 57mm

Item No.
26727
7mm Square
Key Height = 57mm

Item No.
26728
8mm Square
Key Height = 57mm

Item No.
26737
7mm Triangle
Key Height = 57mm

Item No.
26738
8mm Triangle
Key Height = 57mm

Item No.
26739
9mm Triangle
Key Height = 57mm

DRIVER KEYS

Driver Keys - Plastic

Specifications:
- Material: Plastic Nylon
- Color: Black

Item No.
16966
6mm Hexagon

Item No.
16915
5mm Double Bit

Item No.
26915
5mm Double Bit

Item No.
16939
9mm Triangle

Tubular Keys

Specifications:
- Material: See Table
- Finish: See Table

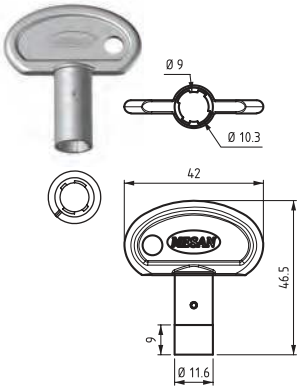

Version 1

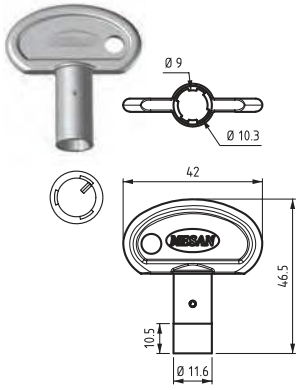

Version 2

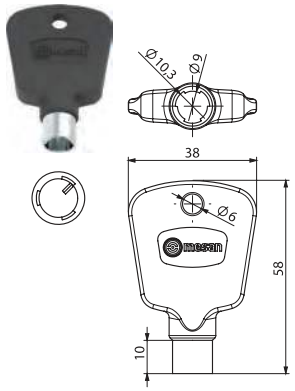

Version 3

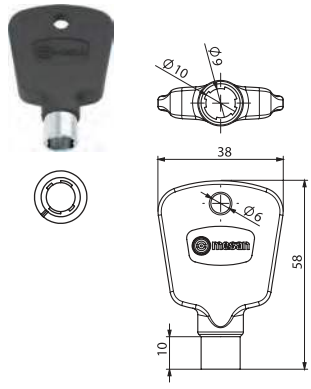

Version 4

- **Version 2, 3 - Suitable for 140 Series compression latches**
- **Version 1, 4 - Suitable for 040, 540 Series compression latches**

Item No.	Version	Material	Finish
36911	1	Zinc Alloy	Chrome Plated
36912	1	Zinc Alloy	Black Powder Coated
76993	3	Steel / Nylon	Over Molded Nylon

Item No.	Version	Material	Finish
46911	2	Zinc Alloy	Chrome Plated
46912	2	Zinc Alloy	Black Powder Coated
66993	4	Steel / Nylon	Over Molded Nylon

Multi-Key

Specifications:
- Material: Zinc Alloy
- Finish: Chrome Plated
- Double Bit
- Square

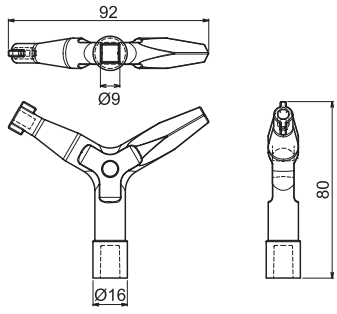

Item No.	Description
56813	Double Bit,Square, Railway

Railway Key

Specifications:
- Material: Zinc Alloy
- Finish: Chrome Plated
- Square

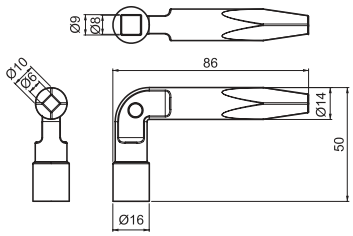

Item No.	Description
56913	Square, Railway

tel | 800 847 0486 fax | 866 561 6617

214 Series
'T" Handle Heavy Duty Lock / Latch

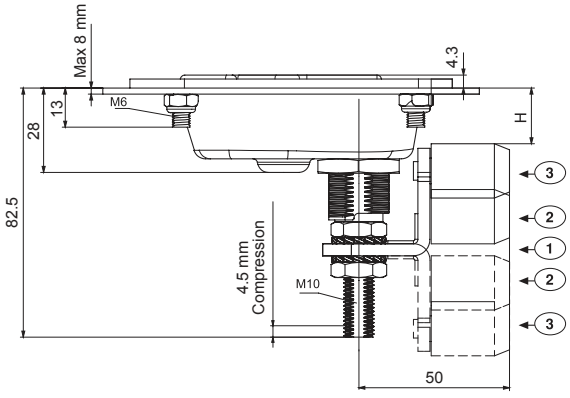

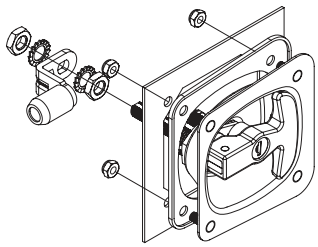

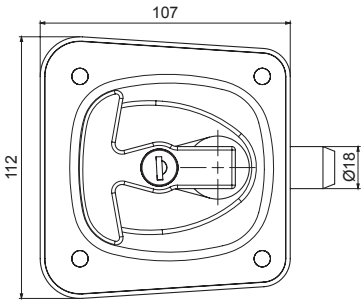

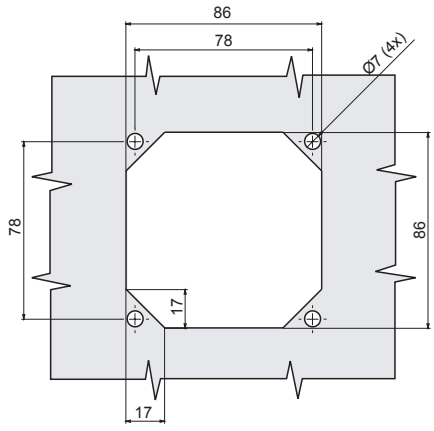

Cut Out

Specifications:
- Material:
  Body: Steel
  Handle: Zinc Alloy
  Cam: Steel with Nylon Roller
- Handle is DIN-EN 1774 rated
- 1 Key supplied with each latch
- Cams sold separately

Features:
- Compression feature offers varied sealing options
- Adjustable grip
- Available with and without padlock feature

CAMS SOLD SEPARATELY. SEE TABLE >>

Item No.	Cam Type	CC	Position	H Grip* Min	H Grip* Max
214C01Y	①	01	Up	35	54
			Down	57	72
214C02Y	②	02	Up	35	50
			Down	63	78
214C03Y	③	03	Up	20	35
			Down	75	90

Item No.	Cylinder	Cylinder Description
214120300	03	Keyed Alike
2141200001	00	Keyless, with Padlock
2141203011	03	Keyed Alike with Padlock
214123200	03	Keyed Different

HEAVY DUTY LATCHES - PUSH TO CLOSE

016 Series
Heavy Duty Latches - Push to Close Latch

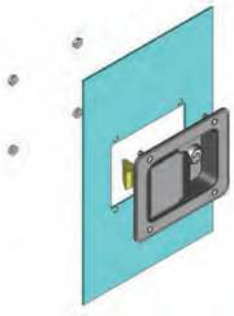

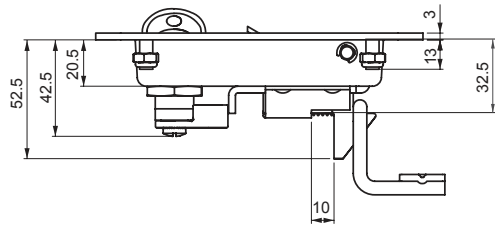

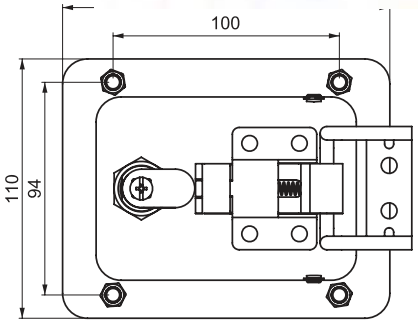

Version 1

Specifications:
- Material:
  Body: See Table
  Handle: Steel
  Cam: Brass
  Screw: Stainless Steel
  Seal: Polyurethane
- Supplied with one key
- Standard Cam included
- Stainless Steel is AISI 304 rated

Features:
- Slam-shut operation
- Can be opened from inside by moving cam

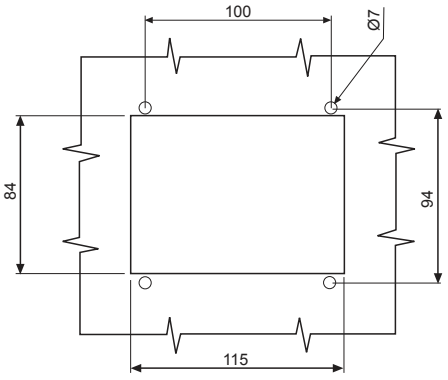

Cut-Out

STRIKE PLATE SOLD SEPARATELY, SEE TABLE.

Black Powder Coated Steel

Item No.	Version	Cylinder Style	Cylinder Description	Striking Plate / Bolt
01662031	1	03	Keyed Alike	**016A71**
01662321	1	32	Keyed Different	**016A71**
016620011	1	00	Padlock Only	**016A71**

Stainless Steel

Item No.	Version	Cylinder Style	Cylinder Description	Striking Plate / Bolt
01640031	1	03	Stainless Steel Dust Cap (Keyed Alike)	**016A71**
01640321	1	32	Stainless Steel Dust Cap (Keyed to Differ)	**016A71**

016A Series
Cam Striking Plate

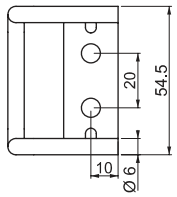

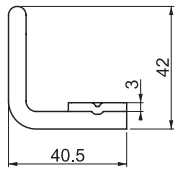

Specifications:
- Material: See Table
- Finish: See Table

Features:
- Strike plate used with 016 Series

Item No.	Material	Finish
016A71	Steel	Zinc Plated
016A740	Stainless Steel	Natural

016 Series (Continued)
Heavy Duty Latches - Push to Close Latch

IP54

RoHS

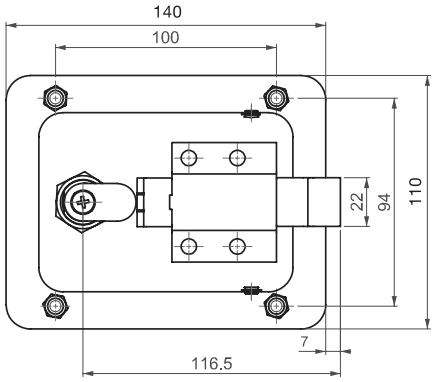

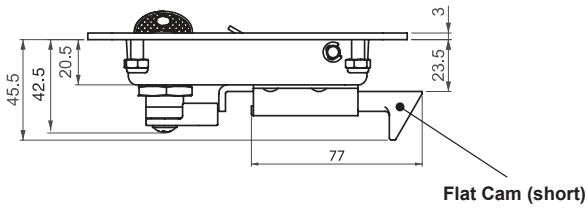

Version 2

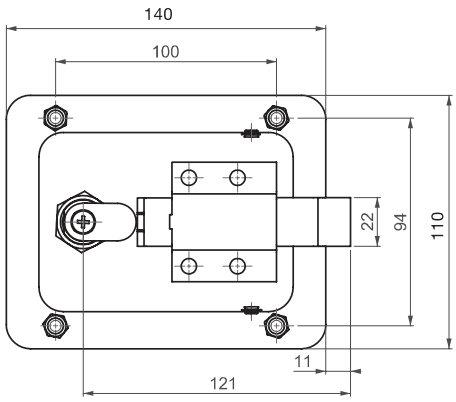

Specifications:
- Material:
  Body: See Table
  Handle: Steel
  Cam: Brass
  Screw: Stainless Steel
  Seal: Polyurethane
- Supplied with one key
- Standard Cam included
- Stainless Steel is AISI 304 rated

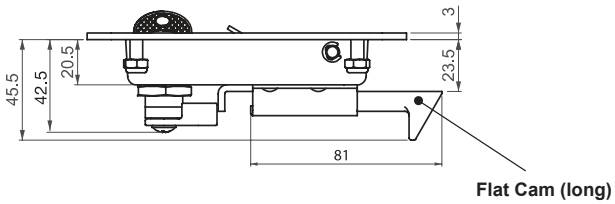

Version 3

Features:
- Two types of die-cast zinc Cams
- No locking device needed
- Can be opened from inside by moving Cam

STRIKE PLATE SOLD SEPARATELY, SEE TABLE.

Item No.	Version	Cylinder Style	Cylinder Description	Striking Plate / Bolt
01662032	2	03	Keyed Alike	**Na**
01662322	2	32	Keyed Different	**Na**
01662033	3	03	Keyed Alike	**Na**
01662323	3	32	Keyed Different	**Na**

HEAVY DUTY LATCHES - PUSH TO CLOSE

016 Series (Continued)
Heavy Duty Latches - Push to Close Latch

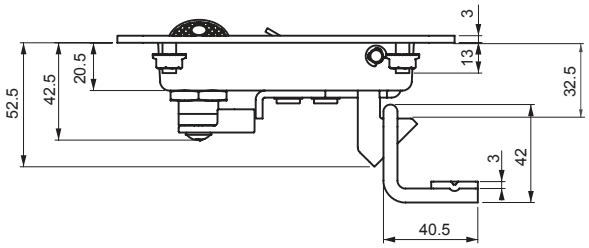

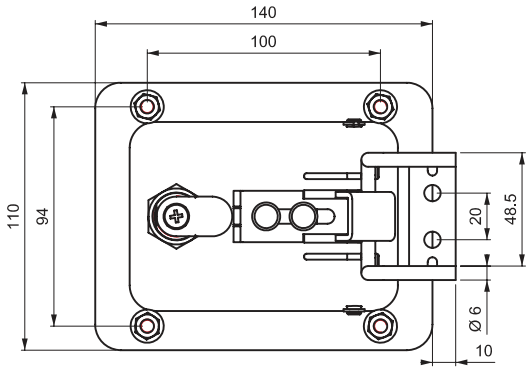

Version 4

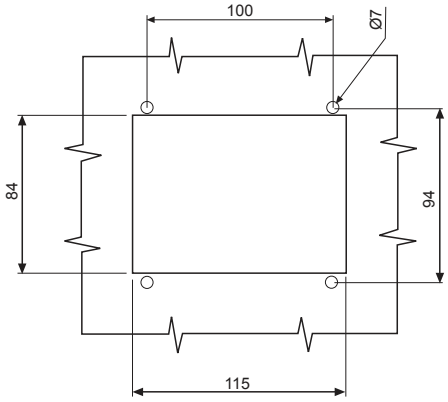

Cut-Out

Specifications:
- Material:
  Body: Steel
  Handle: Steel
  Cam: Steel
  Seal: Polyurethane
- Supplied with one key
- Cam is DIN-EN 1774 rated

Features:
- Two types of die-cast zinc Cams
- No locking device needed
- Can be opened from inside by moving Cam

STRIKE PLATE SOLD SEPARATELY, SEE TABLE.

Item No.	Version	Cylinder Style	Cylinder Description	Striking Plate / Bolt
01662034	4	03	Keyed Alike	**016A71**
01662324	4	32	Keyed Different	**016A71**

016A Series
Cam Striking Plate

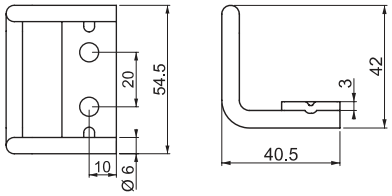

Specifications:
- Material: See Table
- Finish: See Table

Features:
- Strike plate used with 016 Series

Item No.	Material	Finish
016A71	Steel	Zinc Plated
016A740	Stainless Steel	Natural

tel | 800 847 0486 fax | 866 561 6617

016 Series (Continued)
Heavy Duty Latches - Push to Close Latch

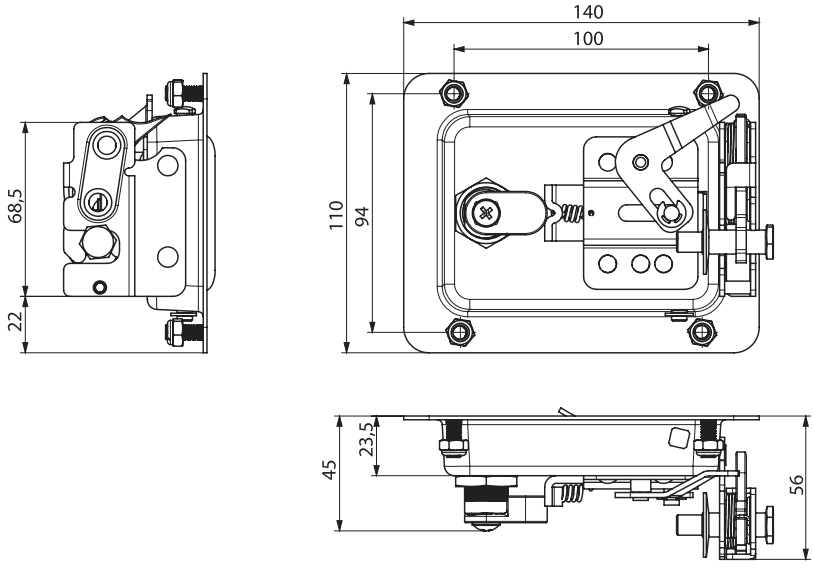

Version 5

Specifications:
- Material:
  Body: Steel
  Handle: Steel
  Cam: Steel
  Seal: Polyurethane
- Supplied with one key
- Cam is DIN-EN 1774 rated

Features:
- Integrated rotary latch design
- Slam-shut operation
- Can be opened from inside by pulling cable

STRIKER BOLT SOLD SEPARATELY, SEE PAGE 619.

Mini Striker Bolt
- Item No. SBI
- Ordered separately

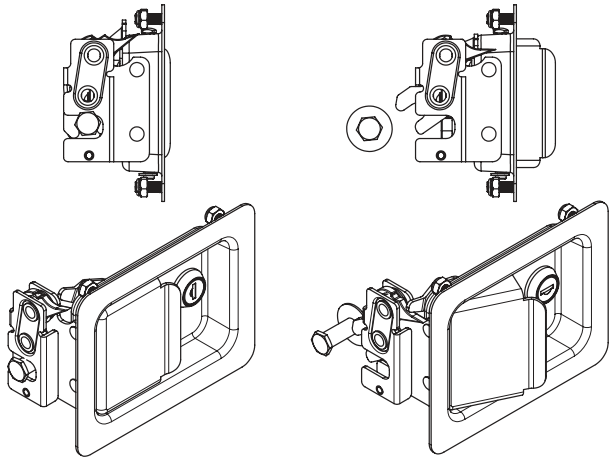

Locked position **Unlock position**

Item No.	Version	Cylinder Style	Cylinder Description	Striking Plate / Bolt
• **01662035**	5	03	Keyed Alike	**SB1**
• **01662325**	5	32	Keyed Different	**SB1**
• **016620051**	5	00	Padlock Only	**SB1**
• **016620351**	5	03	Keyed Alike with Padlock	**SB1**
• **016623251**	5	32	Keyed Different with Padlock	**SB1**

HEAVY DUTY LATCHES - PUSH TO CLOSE

016 Series (Continued)
Heavy Duty Latches - Push-to-Close Latch

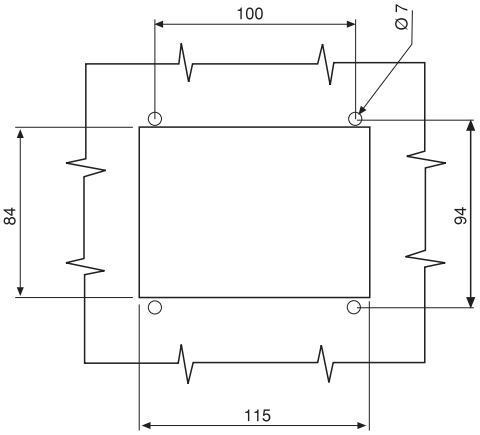

Cut-Out

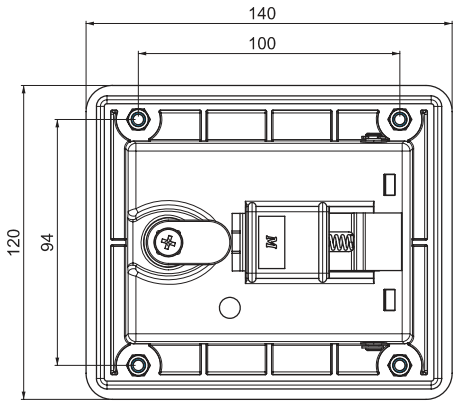

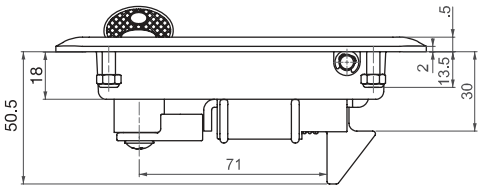

Specifications:
- Material:
  Body: Nylon Black (PA6 30% GF)
  Cam: See Table
  Mounting Bracket: Steel
- Body is DIN-EN ISO 1043-1 rated

Features:
- Mounting bracket included
- Slam-shut operation
- Please contact Essentra for key options

STRIKE PLATE SOLD SEPARATELY, SEE TABLE.

Item No.	Version	Cylinder Style	Cylinder Description	Cam Striking Plate	Cam Material
016200301	Plastic	03	Stainless Steel Dust Cap (keyed alike)	**016A71**	**Brass**
016203202	Plastic	32	Stainless Steel Dust Cap (Keyed to Differ)	**016A71**	**Plastic**

016A Series
Cam Striking Plate

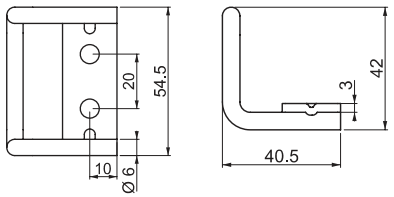

Specifications:
- Material: See Table
- Finish: See Table

Features:
- Strike plate used with 016 Series

Item No.	Material	Finish
016A71	Steel	Zinc Plated
016A740	Stainless Steel	Natural

HEAVY DUTY LATCHES - PUSH TO CLOSE

116 Series
Push-To-Close Latch

IP54

RoHS

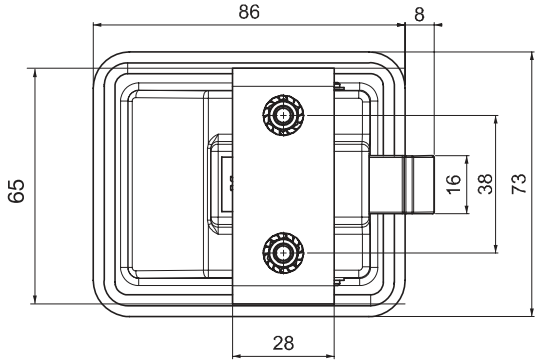



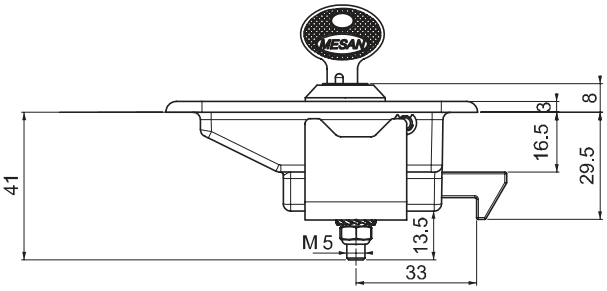

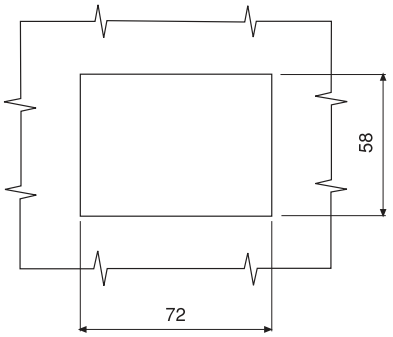

Cut-Out

Specifications:
- Material:
  Body: Nylon Black (PA6 30% GF)
  Cam: Delrin
  Mounting Bracket: Steel
- Body is DIN-EN ISO 1043-1 rated
- Handle is DIN-EN 1774 rated

Features:
- Mounting bracket included
- Can be opened from inside using Cam
- Please contact Essentra for Keyed to Differ

Item No.	Cylinder Description
11600M	No Cylinder
11601	Keyed Alike

HEAVY DUTY LATCHES - T HANDLE PADLOCKABLE

315 Series
'T' Handle - Heavy-Duty Padlockable Latch

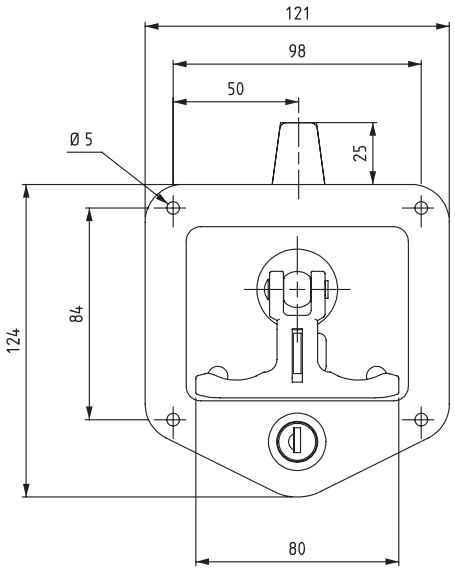

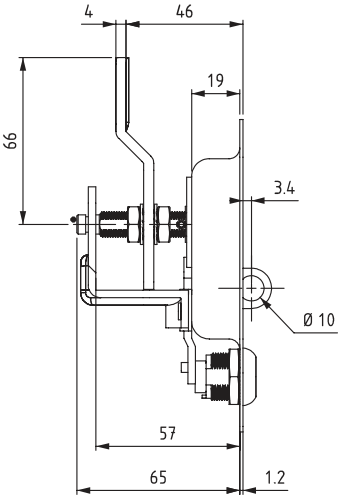

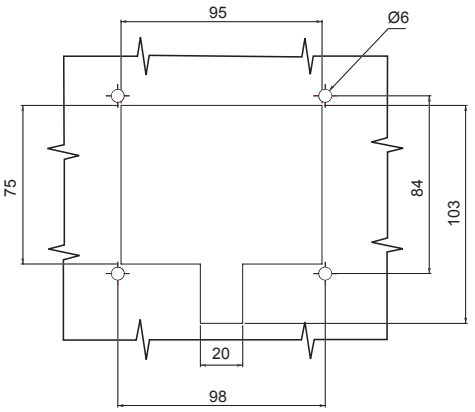

Cut-Out

Specifications:
- Material:
  Body: Stainless Steel
  Handle: Zinc Alloy
  Padlock Hasp: Stainless Steel
  Cam: Steel
- Finish: Natural
- Handle is DIN-EN 1774 rated

Features:
- Suitable for small case generators, truck utility and tool boxes
- Adjustable Cam for wide grip range
- Maximum padlock shackle diamter 9mm

Item No.	Cylinder Description
31540	Stainless Steel Shutter (Keyed Alike)

tel | 800 847 0486 fax | 866 561 6617

HEAVY DUTY LATCHES - T HANDLE PADLOCKABLE

115 Series
'T' Handle - Heavy Duty Padlockable Latch

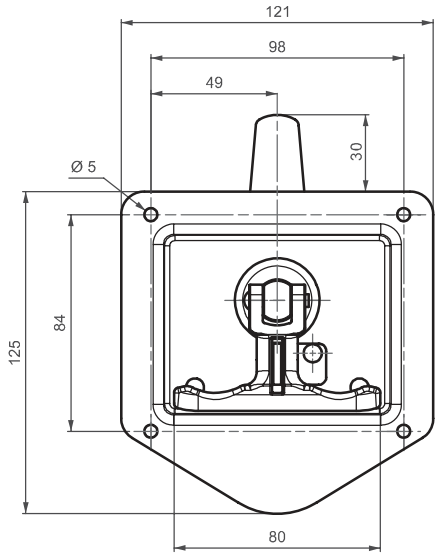

Min: 39
Max: 54

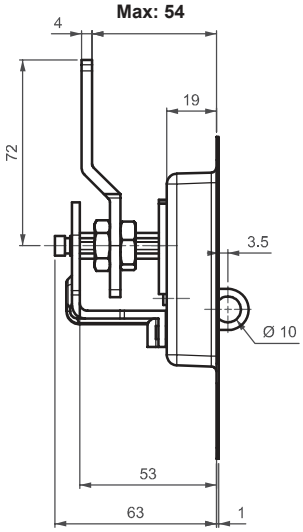

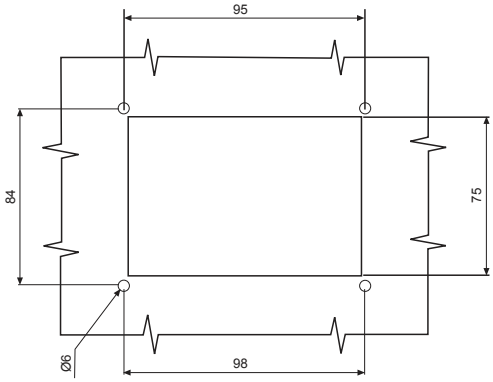

Specifications:
- Material:
  Body: Stainless Steel
  Handle: Zinc Alloy
  Padlock Hasp: Stainless Steel
  Cam: Steel
- Finish: Body: Natural
  Handle: Chrome Plated
- Handle is DIN-EN 1774 rated
- Cam included with latch/lock

Features:
- Suitable for small case generators, truck utility and tool boxes
- Adjustable Cam for wide grip range
- Maximum padlock shackle diamter 9mm

Cut-Out

Item No.
115

CABINET LATCHES

035 Series
Steel Cabinet Latch

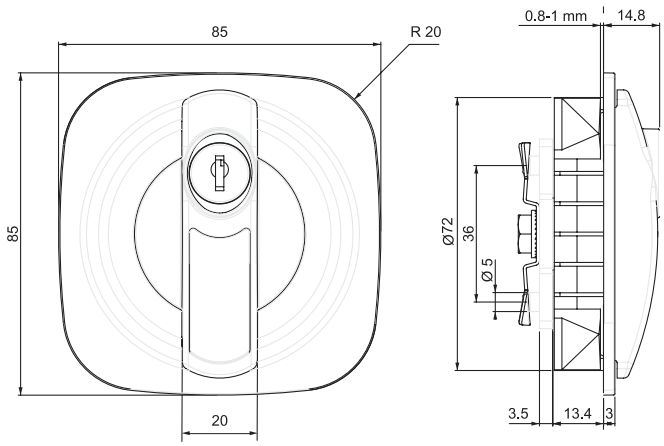

Specifications:
- Material:
  Body: Nylon Black (PA6 30% GF)
  Knob: Zinc Alloy
  Finish: See Table
- Zylon is DIN-EN ISO 1043-1 rated
- Zinc Alloy is DIN-EN 1774 rated
- Two keys supplied with every lock

Features:
- Suitable for steel cabinets
- Locking cams below provides easy rod assembly for multi-point fixing
- Clip-on style body
- Two or Three-point locking options, see 304 Series below
- Please contact Essentra for different color options

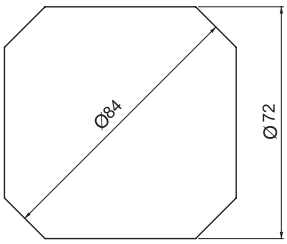

Cut Out

⚠ CAMS SOLD SEPARATELY, SEE CABINET LATCHING CAMS BELOW.

Item No.	Handle Finish	Cylinder Description
03520110100	Chrome Plated	Keyed Alike
03520110200	Chrome Plated	Keyed Differ
03520120100	Black Powder Coated	Keyed Alike
03520120200	Black Powder Coated	Keyed Differ

304 Series - Used with 035 Series Latches
Cabinet Latching Cams

Version 1



Version 2

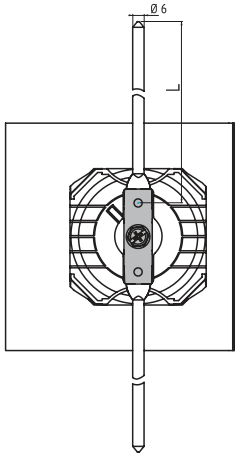

2 Point Locking
Zinc Alloy Cam

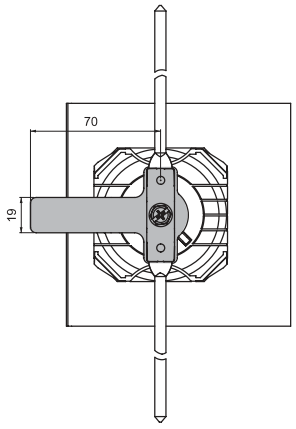

3 Point Locking
Steel Cam

Specifications:
- Material: See Table

Features:
- For rod system details, Please contact Essentra for details

Cam Item No.	Version	Description
30401034	1	Zinc Alloy
30403641	2	Steel

tel | 800 847 0486 fax | 866 561 6617

013 Series
Cabinet Latches - Fire Hose Locks

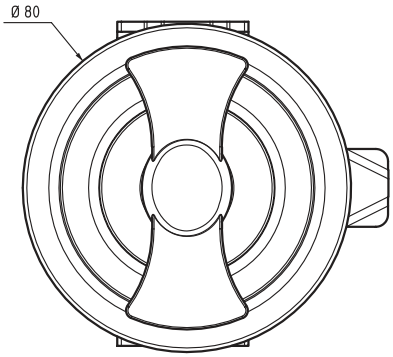

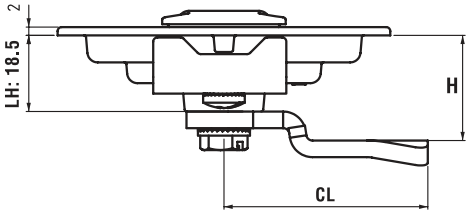

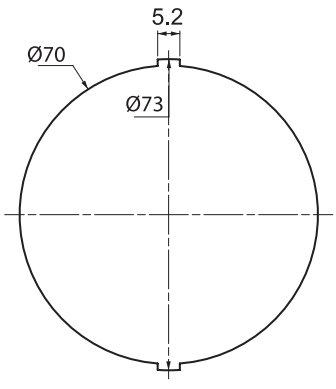

Cut-Out

Specifications:
- Material:
  Body: Zinc Alloy
  Knob: Zinc Alloy
  Cam: Steel
  Installation Plate: Steel
- Finish: Chrome Plated
- Zinc Alloy is DIN-EN 1774 rated

Features:
- Suitable for steel cabinets
- Designed for fire-hose cabinetry
- Special installation-plate supplied for easy install
- Flush design provides flat surface on cabinet

CAMS SOLD SEPARATELY. SEE PAGES 590 - 591.

Item No.
0132111100

HVAC HANDLE LOCKS

012 Series
HVAC Handle - Locks

Cylinder System

No Cylinder

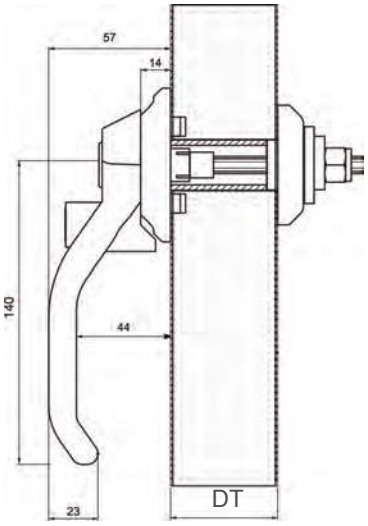

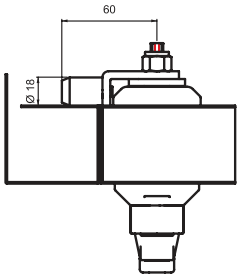

Cut-Out

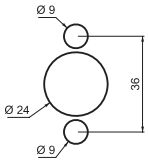

Specifications:

- Material:
  Body: Nylon Black (PA6 30% GF)
  Handle: Nylon Black (PA6 30%GF)
  Cam: Steel
- Body and handle are DIN-EN ISO 1043-1 rated
- Two keys supplied with every lock

Features:

- Removable handle for easy assembly on site
- Roller Cam requires less force to lock
- Can be used for both left and right hand doors
- Internal handle available for opening door from inside, see 012A Series
- Contact Essentra for different door thicknesses, cylinders or driver style options

Item No.	Door Thickness (DT)	Cylinder Description
0121500001	50	No Cylinder
0121600001	60	No Cylinder
0121800001	80	No Cylinder
0121500301	50	Keyed Alike
0121600301	60	Keyed Alike
0121800301	80	Keyed Alike

012 Series
HVAC Handle - Locks

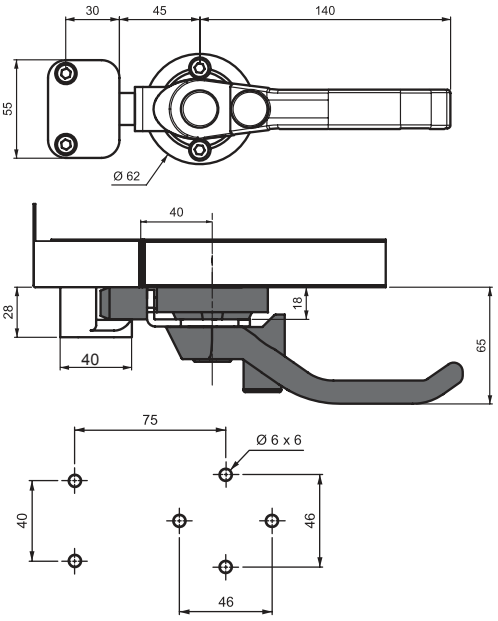

Cut-Out

Specifications:

- Material:
  Body: Nylon Black (PA6 30% GF)
  Handle: Nylon Black (PA6 30%GF)
  Cam: Steel
  Strike Plate: Zinc Alloy
- Body and handle are DIN-EN ISO 1043-1 rated

Features:

- Outside locking system provides safety for pressurized doors
- Roller style cam requires less force for locking

Item No.
01220001

012A Series
Internal Safety Handles

RoHS

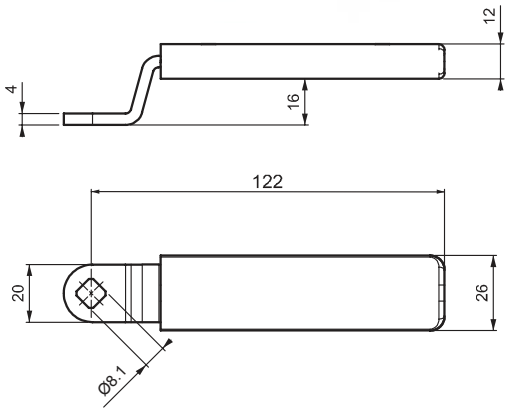

Version 1

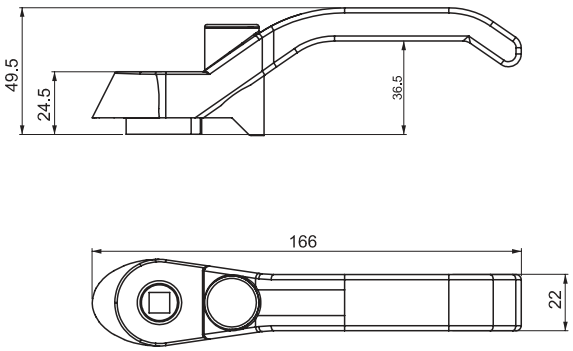

Version 2

Specifications:
- Material: See Table
- Finish/Color: See Table

Features:
- Ideal for heating and ventilation panels
- Can be used for both left and right hand doors

Item No.	Version	Material	Finish
012A1	1	Steel	Yellow Polyamide Overmold
012A3	2	Nylon	Black

012A Series
Catch Plate

Specifications:
- Material: Zinc Alloy

Features:
- Used with locking handles, see series 012 HVAC Locks

Item No.
012A2

HVAC LOCKS

612 Series
HVAC Lock

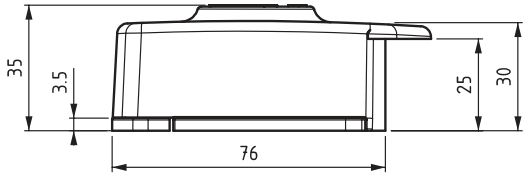

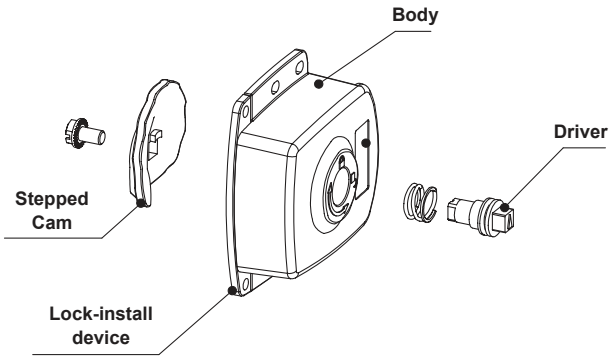

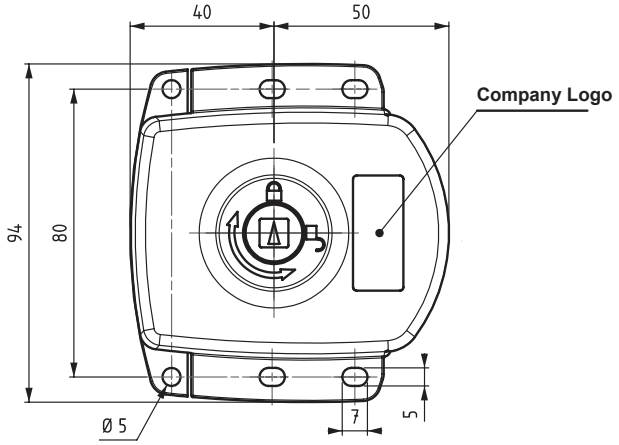

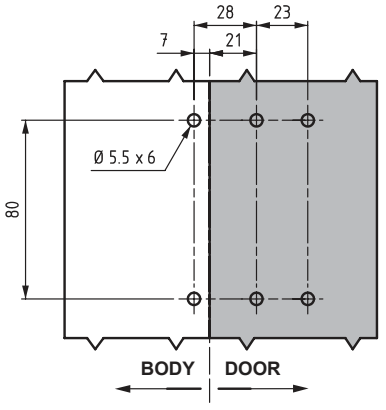

Cut-Out

Specifications:
- Material:
  Body: Zinc Alloy
  Driver: Zinc Alloy
- Finish: Black Powder Coated

Features:
- Outside locking system provides safety for pressurized doors
- For logo applications please contact Essentra
- Available with alternate drivers and finish

DRIVER KEY SOLD SEPARATELY. SEE PAGES 597 - 598.

Driver Style		
15	**28**	**38**
5mm Double Bit	8mm Square	8mm Triangle

Item No.	Driver Type	Driver Description
612121215	15	5mm Double Bit
612121228	28	8mm Square
612121238	38	8mm Triangle

tel | 800 847 0486 fax | 866 561 6617

003 Series
Three Point Rod Latch

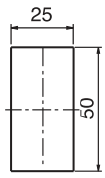

Cut Out

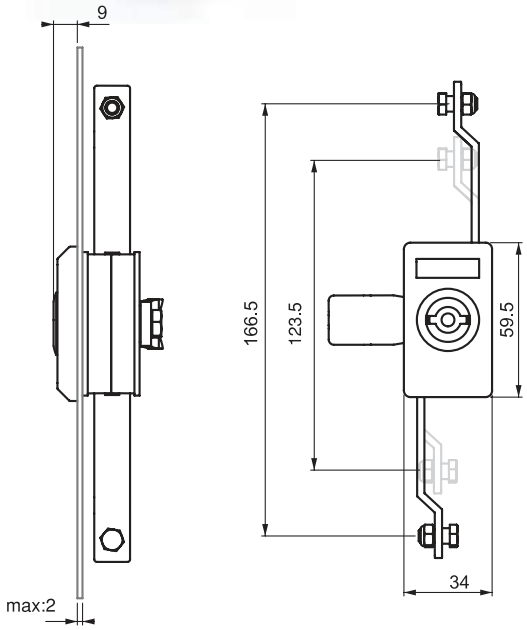

Specifications:
- Material:
  Body: Nylon Black (PA6 30% GF)
  Mechanism: Zinc Alloy
- Finishes: Chrome Plated (Mechanism)
- Mechanism and Driver are DIN-EN 1774 rated

Features:
- Three point latching available with cam and rod system purchases
- Intergrated gear-box located in housing for multipe point latching
- Clip system design for ease of assembly
- Polyurethane seal provides IP 54 rating

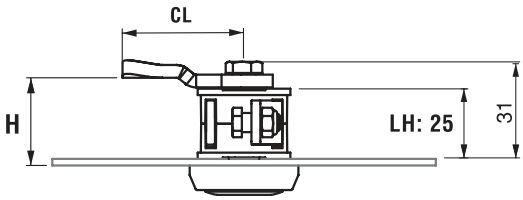

Driver Style
15
5mm Double Bit

DRIVER KEY SOLD SEPARATELY. SEE PAGES 597 - 598.
CAMS SOLD SEPARATELY. SEE PAGES 592 - 594.

Item No.	Driver Style	Driver Description	Hand Operation
0031500001	15	5 mm Double Bit	Right
0031500002	15	5 mm Double Bit	Left

SLIDING LATCHES & LOCKS

671 Series
Sliding Latch

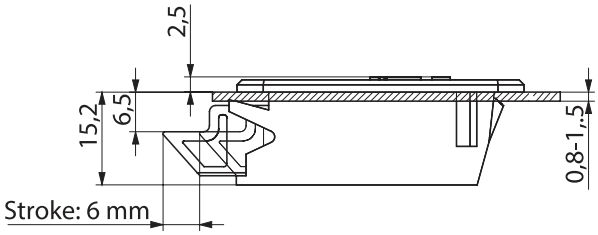

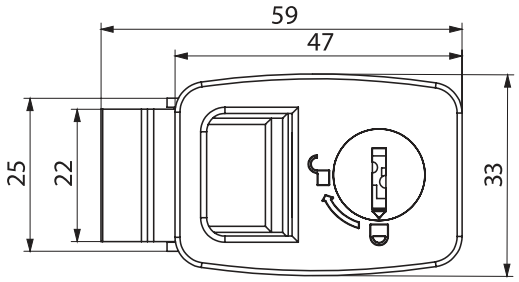

Specifications:
- Material:
  Body: Nylon Black (PA6 30% GF)
  Spring: Stainless Steel
  Cylinder: Nylon Black (PA6 30% GF)
- 2 keys supplied with every lock

Features:
- Two-piece design eliminates paint problem on doors
- Ideal for small metal machinery covers
- Easy assembly with clips on body
- Suitable for panel thickness between 0.8 - 1.5mm

Item No.	Driver Style	Driver Description
67101	01	Keyed Alike

271 Series
Sliding Lock / Latch

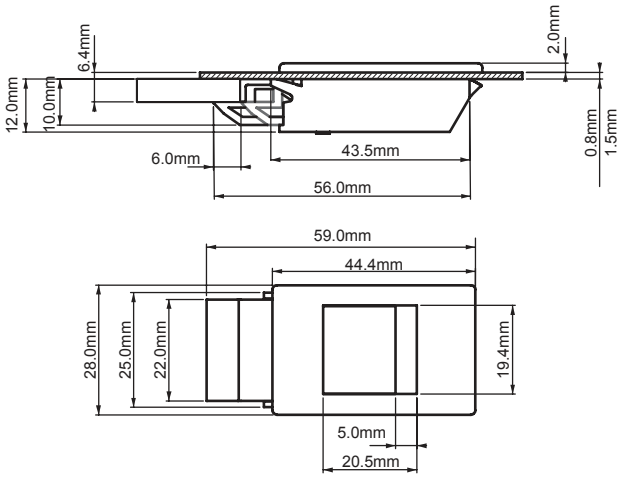

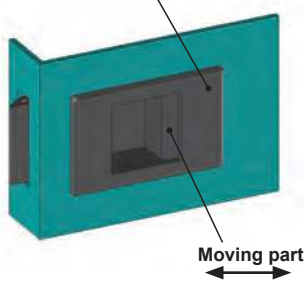

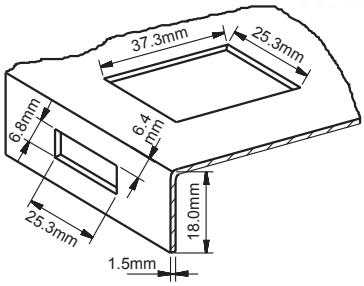

Cut-Out

Specifications:
- Material:
  Body: Nylon Black (PA6 30% GF)
  Spring: Stainless Steel

Features:
- Two-piece design eliminates paint problem on doors
- Ideal for small metal machinery covers
- Easy assembly with clips on body
- Suitable for panel thickness between 0.8 - 1.5mm
- Key lock available, contact Essentra for details

Item No.
271

071 Series
Sliding Lock/Latch

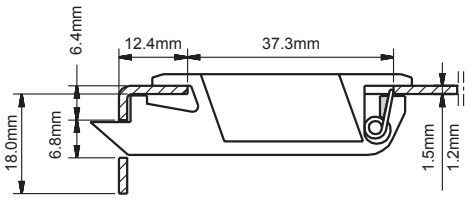

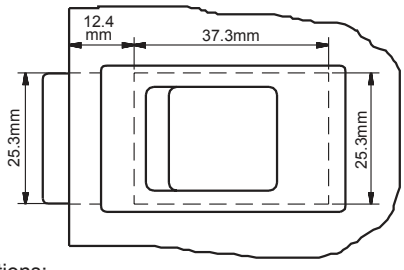

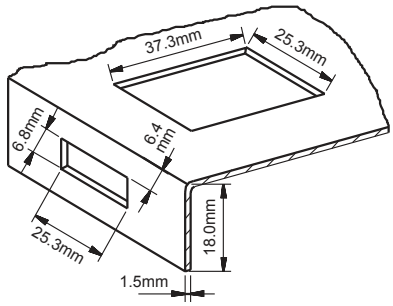

Cut-Out

Specifications:
- Material: ABS
  Sping: Stainless Steel
- Finish: Natural

Features:
- Ideal for small metal machinery covers
- Easy Installation
- Long-lasting stainless steel spring

Item No.	Door Thickness (DT) mm
07112	0.8 - 1.2
07115	1.2 - 1.5

SLIDING LATCHES & LOCKS / MINI

371 Series
Sliding Latch

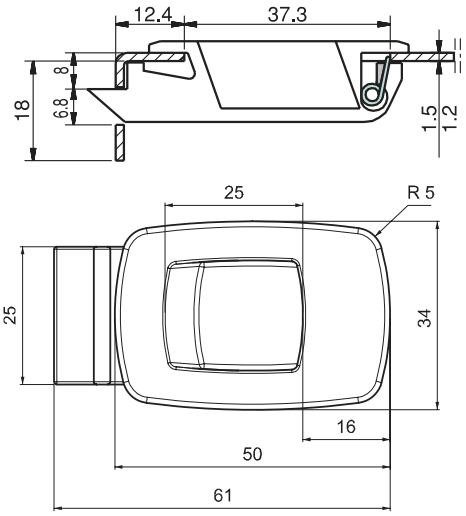

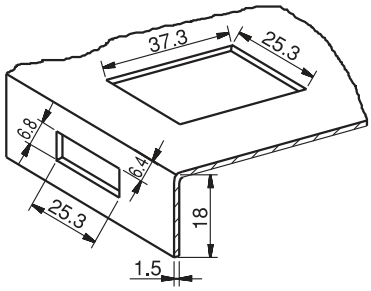

Cut-Out

Specifications:
• Material: ABS (Spring Stainless Steel)

Features:
• Ideal for small metal machinery covers
• Easy Installation
• Long-lasting stainless steel spring
• Suitable for panel thickness between 0.8 - 1.5mm

Item No.	Panel Thickness
37112	0.8 - 1.2 mm
37115	1.2 - 1.5 mm

171 Series
Mini Sliding Locks

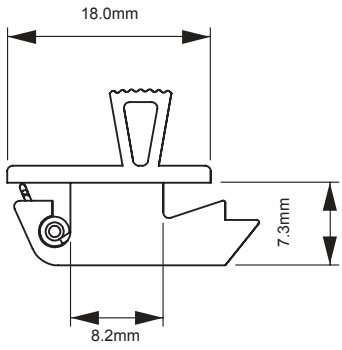

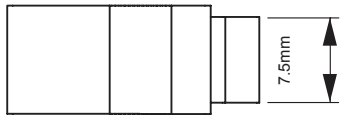

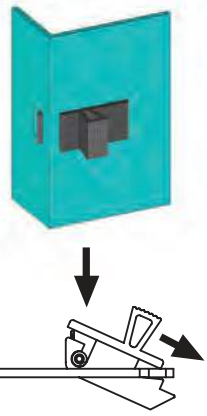

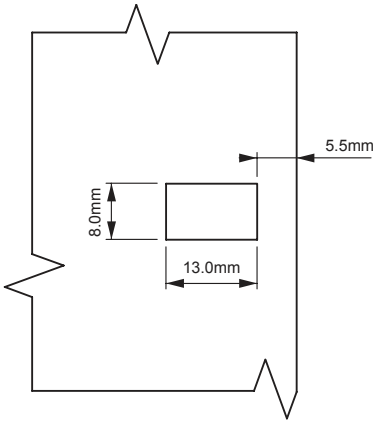

Cut-Out

Specifications:
• Material:
Body: ABS, Black
Spring: Stainless Steel

Features:
• Suitable for small doors and inside panels

Item No.	Door Thickness (DT) mm
171	0.8 - 1.5

tel | 800 847 0486 fax | 866 561 6617

471 Series
Sliding Latch - Mini

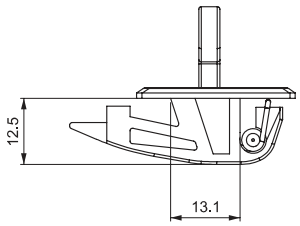

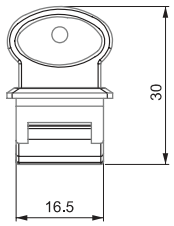

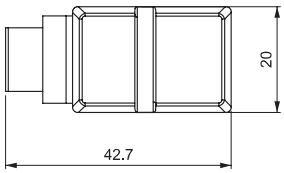

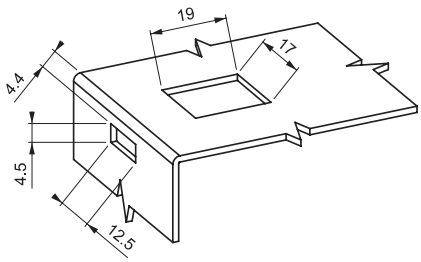

Cut-Out

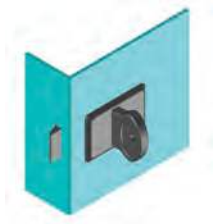

Specifications:
- Material: ABS (Spring Stainless Steel)

Features:
- Ideal for small metal machinery covers
- Easy Installation
- Long-lasting stainless steel spring
- Suitable for panel thickness between 0.8 - 1.5mm

Item No.	Panel Thickness
47112	0.8 - 1.2 mm
47115	1.2 - 1.5 mm

462 Series
Bridge Clamps / Latches



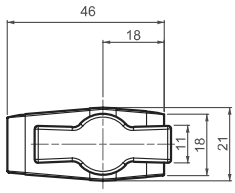

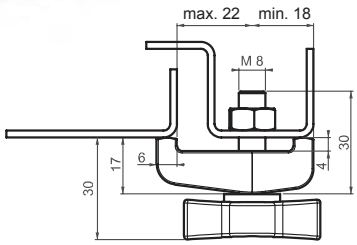

Version 1

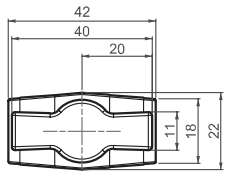

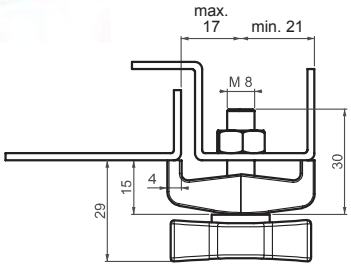

Version 2

Specifications:
- Material:
  Housing: Nylon Black (PA6 30% GF)
  Knob: Nylon Black (PA6 30% GF)
  Screw: Steel

Features:
- Ideal applications for heating and ventilation panels

Item No.	Version Type
4621	1
4622	2

ROTARY LATCHES

2800 Series
Rotary Latches - Concealed Mini Version

RoHS

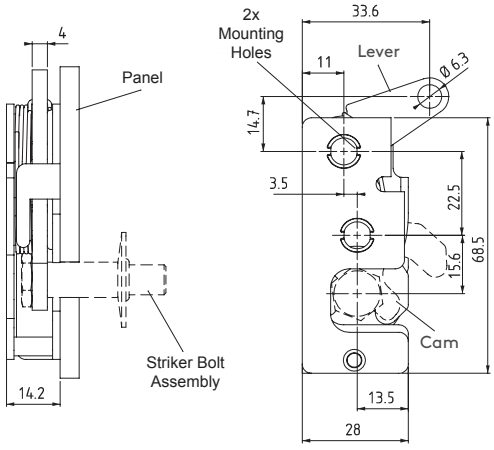

Standard Version

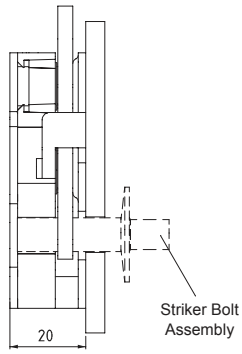

Bumper Version
(Dimensions same as standard version except as shown)

Specifications:
- Material: Steel
- Finish: Zinc Plated

Features:
- Push-to-close operation
- Hand-Actuated
- Striker Bolt sold separately, see page 619
- Please contact Essentra for alternate lever types (Bottom, Top, In Line, Perpendicular and Two Point)

Item No.	Version	Mounting Type	Actuation	Hand Operation
28001411001	Standard	7.2mm hole	Single Stage	Right
28001411002	Standard	7.2mm hole	Single Stage	Left
28001421001	Standard	M6 X 1 Thread	Single Stage	Right
28001421002	Standard	M6 X 1 Thread	Single Stage	Left
28001431001	Standard	1/4-20 Thread	Single Stage	Right
28001431002	Standard	1/4-20 Thread	Single Stage	Left
28001412001	Standard	7.2mm hole	Two Stage	Right
28001412002	Standard	7.2mm hole	Two Stage	Left
28001422001	Standard	M6 X 1 Thread	Two Stage	Right
28001422002	Standard	M6 X 1 Thread	Two Stage	Left
28001432001	Standard	1/4-20 Thread	Two Stage	Right
28001432002	Standard	1/4-20 Thread	Two Stage	Left
28002411001	Bumper	7.2mm hole	Single Stage	Right
28002411002	Bumper	7.2mm hole	Single Stage	Left
28002421001	Bumper	M6 X 1 Thread	Single Stage	Right
28002421002	Bumper	M6 X 1 Thread	Single Stage	Left
28002431001	Bumper	1/4-20 Thread	Single Stage	Right
28002431002	Bumper	1/4-20 Thread	Single Stage	Left
28002412001	Bumper	7.2mm hole	Two Stage	Right
28002412002	Bumper	7.2mm hole	Two Stage	Left
28002422001	Bumper	M6 X 1 Thread	Two Stage	Right
28002422002	Bumper	M6 X 1 Thread	Two Stage	Left
28002432001	Bumper	1/4-20 Thread	Two Stage	Right
28002432002	Bumper	1/4-20 Thread	Two Stage	Left

STRIKER BOLTS FOR ROTARY LATCH

SB Series
Striker Bolt - For Concealed Mini Rotary Latch

Version 1

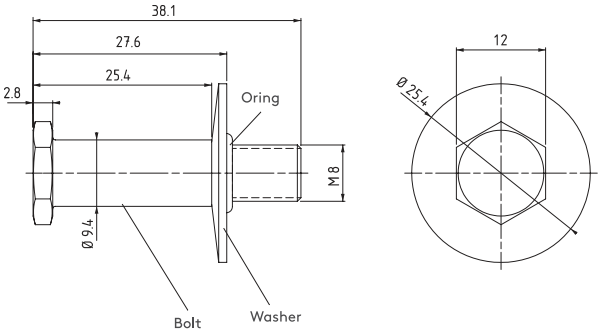

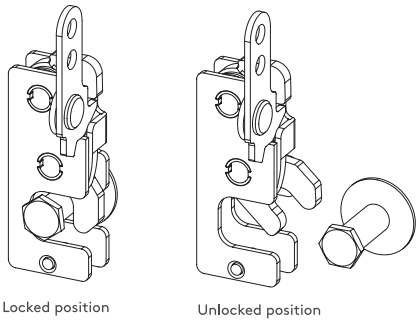

Version 2

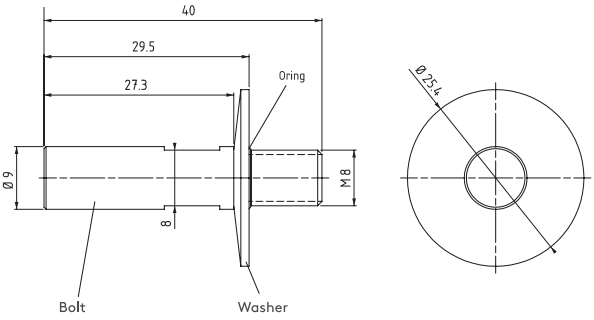

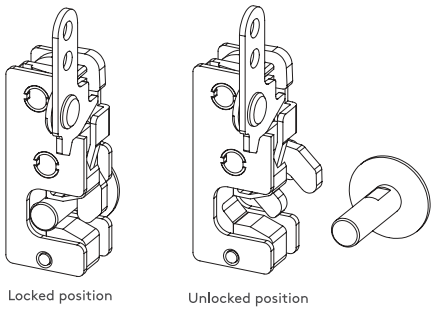

Specifications:
- Material: Steel
- Finish: Zinc Plated

Features:
- Used with Rotary Latch system, see series 2800
- Standard version SB1 is used with 2800 Series Standard Hand Actuated Latches
- Bumper version SB2 is used with 2800 Series Bumper Hand Actuated Latches

Item No.	Version	Description
SB1	1	Standard Rotary Latch
SB2	2	Bumper Rotary Latch

ESSENTIAL SOLUTIONS DELIVERED

VISIT OUR WEBSITE
www.essentracomponents.com

GIVE US A CALL
800 847 0486

SEND US AN EMAIL
sales@essentracomponents.com

SEND US A FAX
866 561 6617

SPECIALTY LATCHES - COMPRESSION SPRING LATCHES

045 Series
Compression Spring Latch

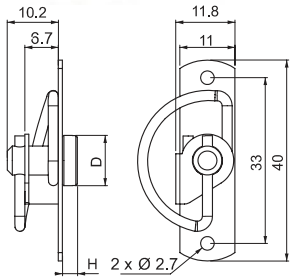

Version 1 - Small

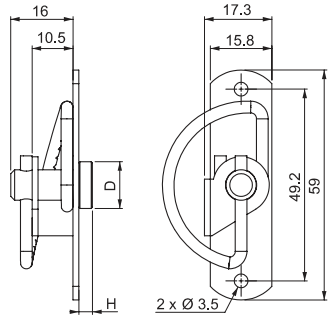

Version 2 - Medium

Specifications:
- Material:
  Body: See Table
  Driver: See Table
  Spring: Stainless Steel

Features:
- Fix small panels to frames with ease
- Quarter-turn locking feature
- For doors with a bend of 24mm

Driver Style		Size	Ø D	H
	Slot	Small	10.0	3.0
		Medium	12.0	3.5
		Large	20.0	5.0
	Knurled	Small	10.5	12.0
		Medium	13.0	17.5

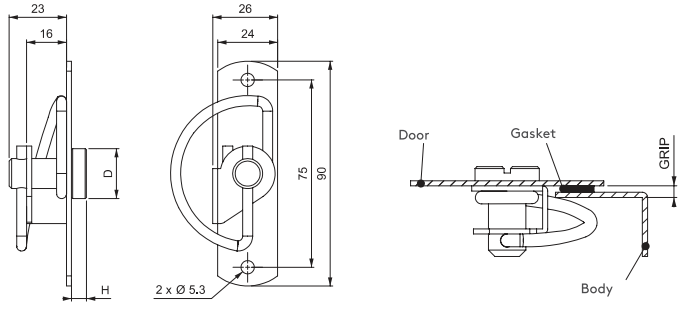

Version 3 - Large

Item No.	Version	Body/Driver Material	Finish	Driver Description	Driver Style	Cam Description
0451401241	1	Stainless Steel	Natural	Slot, Small	12	Smooth Spring
0451401341	1	Stainless Steel	Natural	Knurled, Small	13	Smooth Spring
0452402242	2	Stainless Steel	Natural	Slot, Medium	22	Smooth Spring
0452402252	2	Stainless Steel	Natural	Slot, Medium	22	Serrated Spring
0452402342	2	Stainless Steel	Natural	Knurled, Medium	23	Smooth Spring
0452402352	2	Stainless Steel	Natural	Knurled, Medium	23	Serrated Spring
0453403243	3	Stainless Steel	Natural	Slot, Large	32	Smooth Spring
0453403253	3	Stainless Steel	Natural	Slot, Large	32	Serrated Spring
0451631241	1	Steel	Chrome Plated	Slot, Small	12	Smooth Spring
0451631341	1	Steel	Chrome Plated	Knurled, Small	13	Smooth Spring
0452632242	2	Steel	Chrome Plated	Slot, Medium	22	Smooth Spring
0452632252	2	Steel	Chrome Plated	Slot, Medium	22	Serrated Spring
0452632342	2	Steel	Chrome Plated	Knurled, Medium	23	Smooth Spring
0452632352	2	Steel	Chrome Plated	Knurled, Medium	23	Serrated Spring
0453633243	3	Steel	Chrome Plated	Slot, Large	32	Smooth Spring
0453633253	3	Steel	Chrome Plated	Slot, Large	32	Serrated Spring

SPECIALTY LATCHES - GLASS DOOR & FURNITURE LOCKS

020 Series
Sliding Glass Door Latches

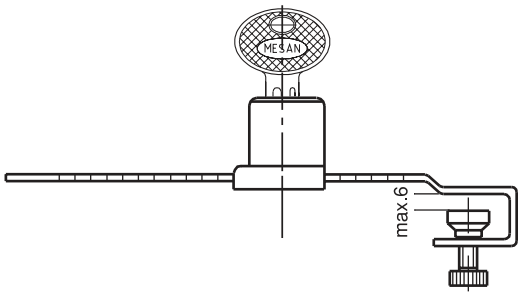

Specifications:
- Material:
  Body: Zinc Alloy
  Slide: Stainless Steel
  Finish: Chrome Plated
  Strike Plate: Steel, Zinc Plated
- Two keys supplied with every lock
- Zinc Alloy is DIN-EN 1774 rated

Features:
- Ideal application for glass cabinets and show cases

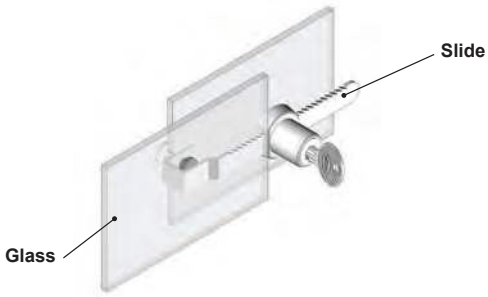

Item No.	Cylinder Description
02001	Keyed Alike
02002	Keyed to Differ

030 Series
Furniture Locks

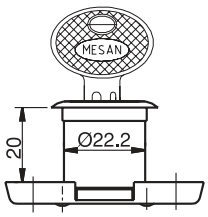

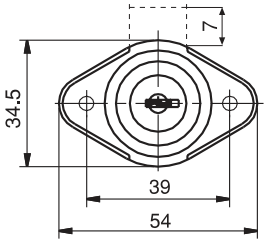

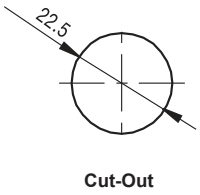

Cut-Out

Strike Plate

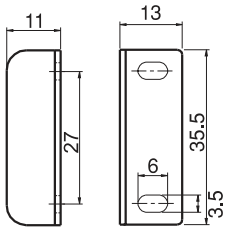

Specifications:
- Material:
  Body: Zinc Alloy
  Cam: Steel
  Finish: Chrome Plated
  Strike Plate: Steel, Zinc Plated
- Zinc Alloy is DIN-EN 1774 rated
- Strike plate sold separately
- Two keys supplied with every lock

Features:
- Ideal application for furniture latching

Item No.	Cylinder Description	Strike Plate Item No.
03001	Keyed Alike	030A1
03002	Keyed to Differ	030A1

SPECIALTY LATCHES - FURNITURE & GLASS DOOR LOCKS

032 Series
Furniture Locks

Specifications:
• Material:
Body: Zinc Alloy
Cam: Steel
Finish: Chrome Plated
Strike Plate: Steel, Zinc Plated
• Zinc Alloy is DIN-EN 1774 rated
• Two keys supplied with every lock

Features:
• Ideal application for furniture latching

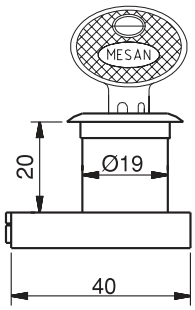

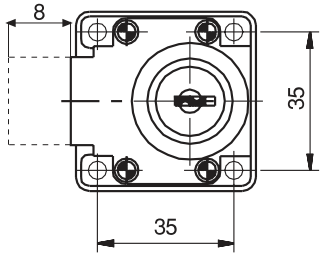

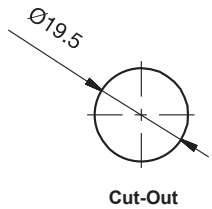

Strike Plate - Optional
• Item No. 030A1
• Ordered separately

STRIKE PLATE SOLD SEPARATELY, SEE TABLE.

Item No.	Cylinder Description	Strike Plate Item No.
03201	Keyed Alike	030A1
03202	Keyed to Differ	030A1

021 Series
Glass Door Locks

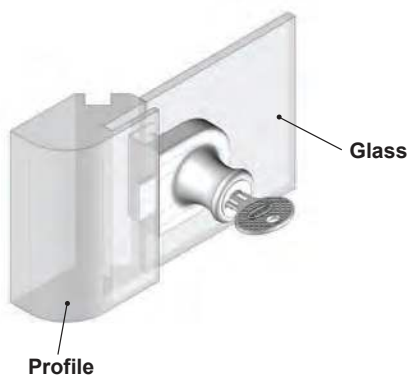

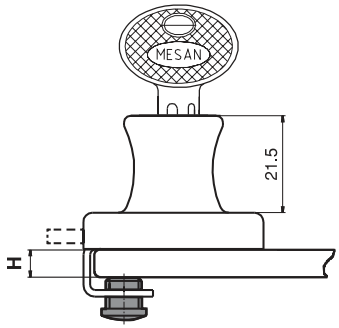

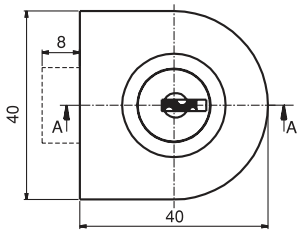

Specifications:
• Material:
Body: Zinc Alloy
Slide: Stainless Steel
Finish: Chrome Plated
• Two keys supplied with every lock
• Zinc Alloy is DIN-EN 1774 rated

Features:
• Ideal application for glass cabinets and display cases

Item No.	Key Type	Glass Thickness (H)
02101	Keyed Alike	4mm - 7mm
02102	Keyed Different	4mm - 7mm

033 Series
Furniture Locks

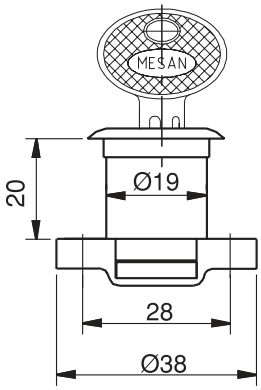

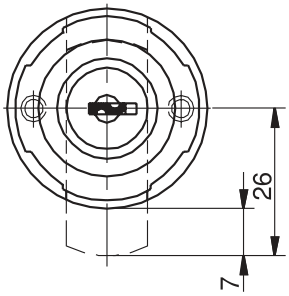

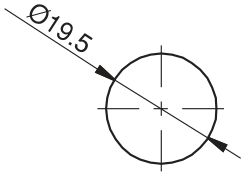

Cut Out

Specifications:
- Material:
  Body: Nylon Black (PA6 30% GF)
  Cam: Steel
  Strike Plate: Steel, Zinc Plated
- Nylon is DIN-EN ISO 10431
- Strike plate sold separately
- Two keys supplied with every lock

Features:
- Ideal application for furniture latching

Item No.	Cylinder Type	Cylinder Description	Strike Plate Item No.
03301	01	Keyed alike	**030A1**

COVER STAYS

079 Series
Cover Stay Hinge

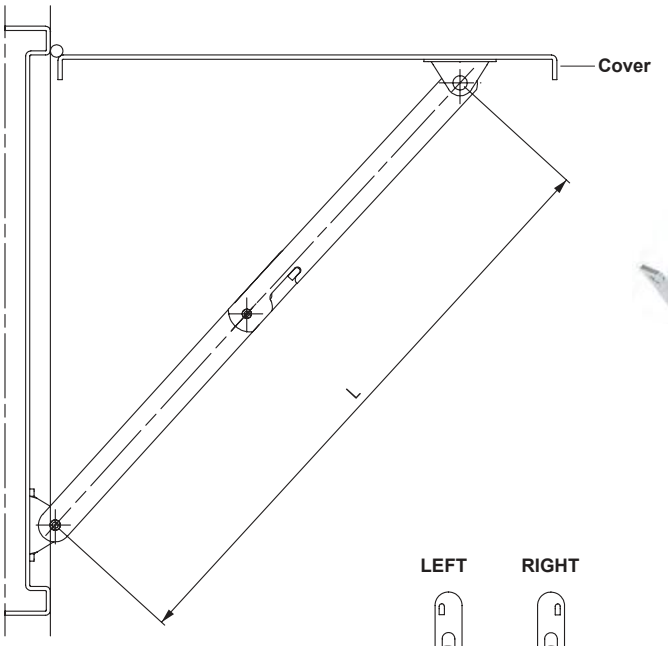

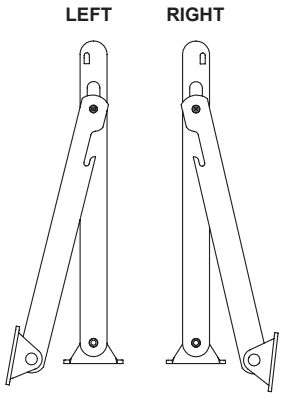



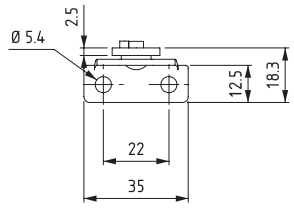

Specifications:
- Material: See Table
- Finish: See Table

Features:
- Applications for electrical panels and machinery covers
- Suitable for left and right hand applications

Item No.	Material	Finish	Length (L)	Hand Operation
07940135001	Stainless Steel	Natural	135	Right
07940135002	Stainless Steel	Natural	135	Left
07940202001	Stainless Steel	Natural	202	Right
07940202002	Stainless Steel	Natural	202	Left
07940292001	Stainless Steel	Natural	292	Right
07940292002	Stainless Steel	Natural	292	Left
07963135001	Steel	Zinc Plated	135	Right
07963135002	Steel	Zinc Plated	135	Left
07963202001	Steel	Zinc Plated	202	Right
07963202002	Steel	Zinc Plated	202	Left
07963292001	Steel	Zinc Plated	292	Right
07963292002	Steel	Zinc Plated	292	Left

279 Series
Cover Stay Hinge

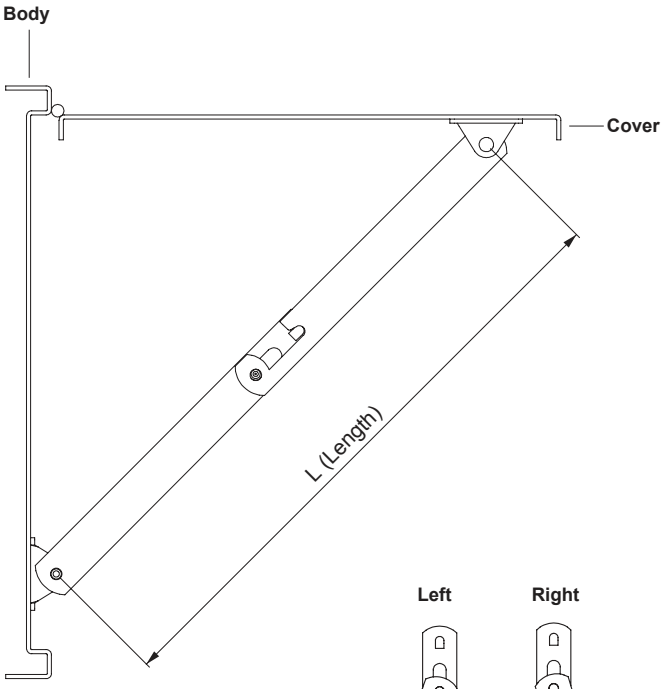

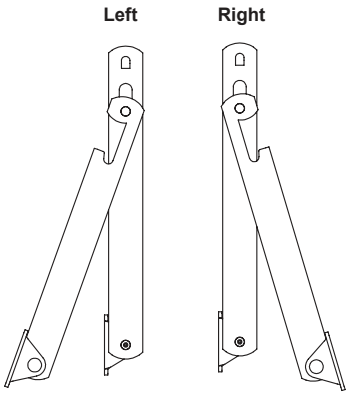



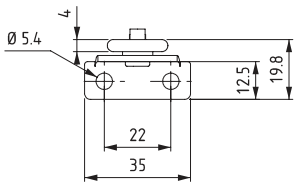

Specifications:
- Material: See Table
- Finish: See Table

Features:
- Suitable for heavy-duty applications
- Manufactured using 4mm thick steel

Item No.	Material	Finish	Length (L)	Hand Operation
27940135001	Stainless Steel	Natural	135	Right
27940135002	Stainless Steel	Natural	135	Left
27940202001	Stainless Steel	Natural	202	Right
27940202002	Stainless Steel	Natural	202	Left
27940292001	Stainless Steel	Natural	295	Right
27940292002	Stainless Steel	Natural	292	Left
27963135001	Steel	Zinc Plated	135	Right
27963135002	Steel	Zinc Plated	135	Left
27963202001	Steel	Zinc Plated	202	Right
27963202002	Steel	Zinc Plated	202	Left
27963292001	Steel	Zinc Plated	292	Right
27963292002	Steel	Zinc Plated	292	Left

COVER STAYS

179 Series
Cover Stay Hinge

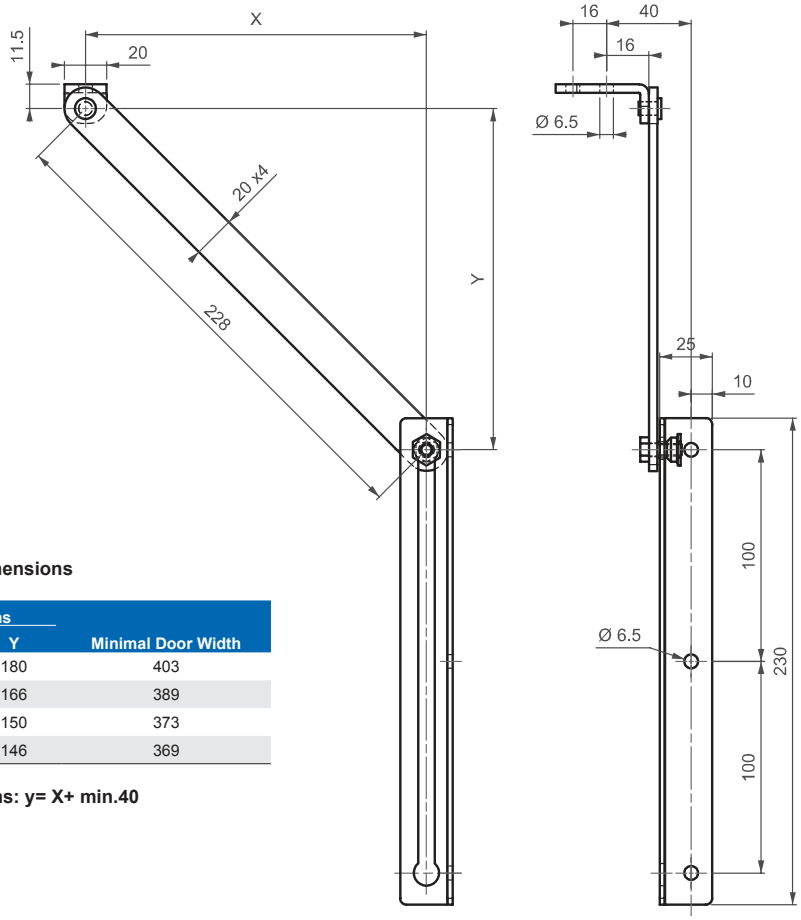

Installation Dimensions

Opening Angle	Dimensions X	Y	Minimal Door Width
140°	140	180	403
120°	120	166	389
110°	110	150	373
100°	100	146	369

For other configurations: y= X+ min.40

Specifications:
• Material: See Table
• Finish: See Table

Features:
• Cover stay with automatic lock to keep the door proped open
• Suitable for left and right hand applications

Item No.	Material	Finish
17940	Stainless Steel	Natural
17963	Steel	Zinc Plated

tel | 800 847 0486 fax | 866 561 6617

SPRING LOADED LATCHES

2750 Series
Spring Loaded Latches

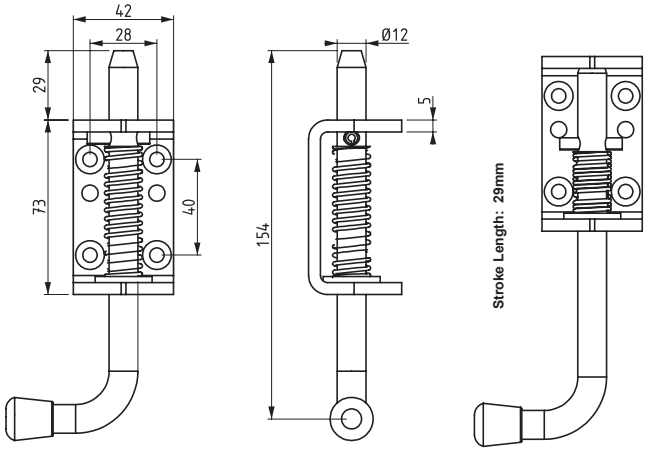

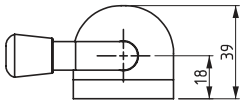

Specifications:
- Material:
  Body: Steel
  Pin: Steel
  Finish: Zinc Plated

Features:
- Ideal for metal and wood applications

Item No.
275063

2751 Series
Spring Loaded Latches

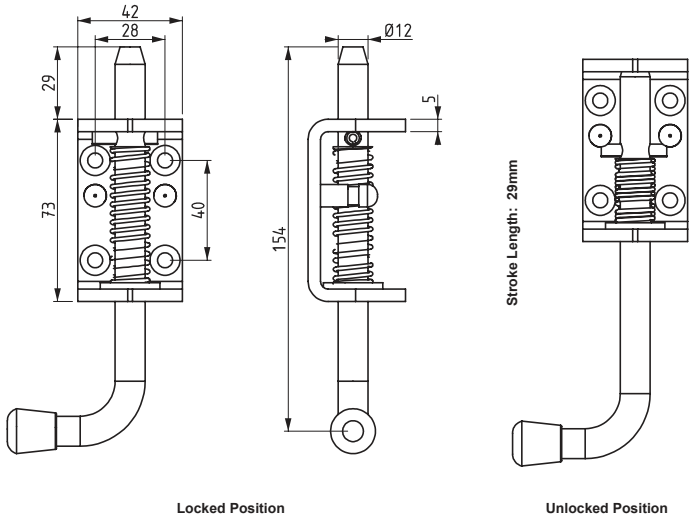

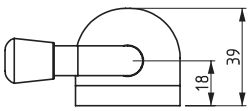

Specifications:
- Material:
  Body: Steel
  Pin: Steel
  Finish: Zinc Plated

Features:
- Ideal for metal and wood applications

Item No.
275163

DRAW LATCHES

340 & 2700 Series
Draw Latches

Specifications:
- Material: Steel
- Finish: Zinc Plated

Note: Adjustable

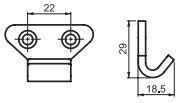

Catch Plate

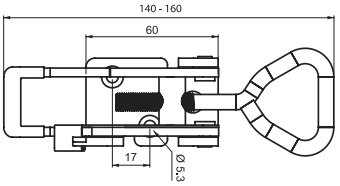

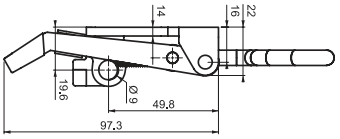

Item No.
34000135

Note: Adjustable

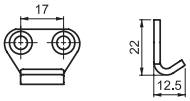

Catch Plate

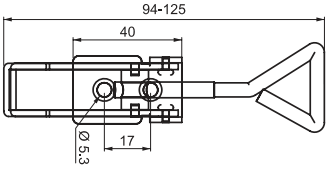

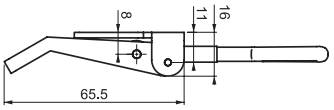

Item No.
34000133

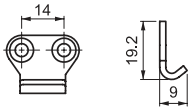

Catch Plate

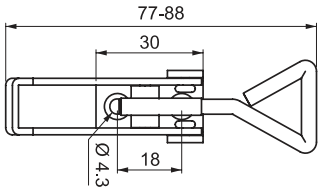

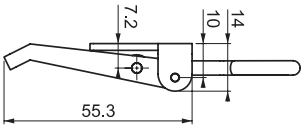

Item No.
34000131

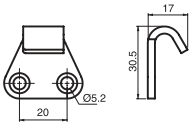

Catch Plate

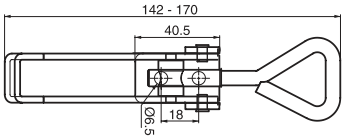

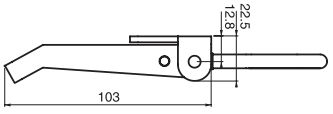

Item No.
270263

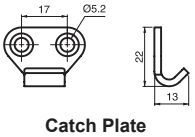

Catch Plate

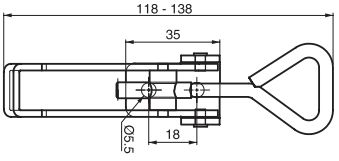

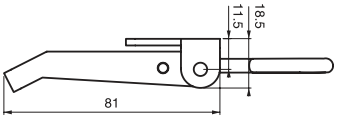

Item No.
270163

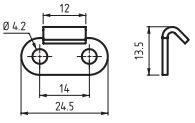

Catch Plate

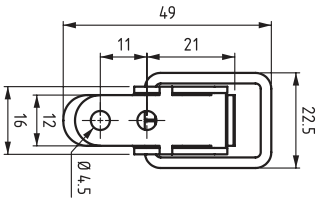

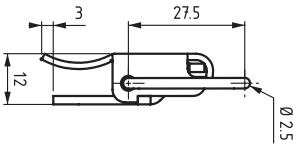

Item No.
270063

tel | 800 847 0486 fax | 866 561 6617

Gaskets - Profile Sealing

34009001

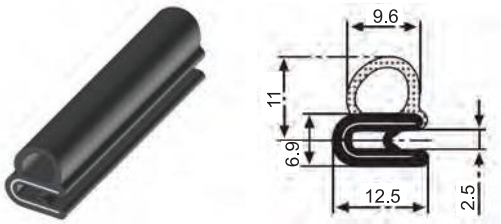

34009007

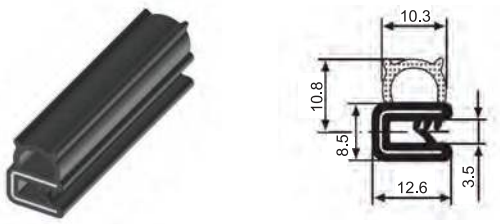

34009002

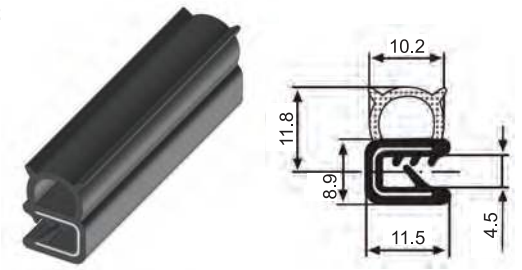

34009010

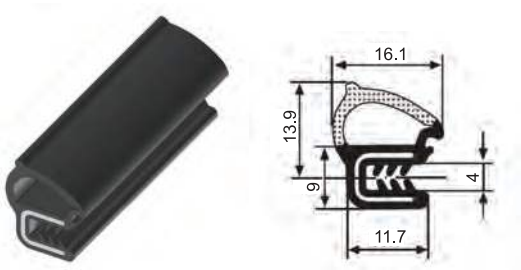

34009003

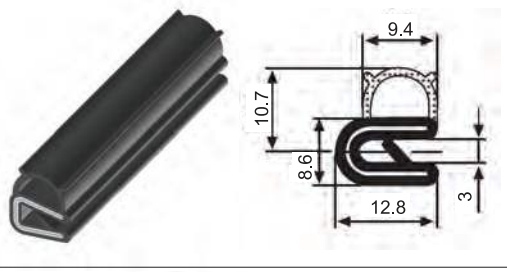

34009014

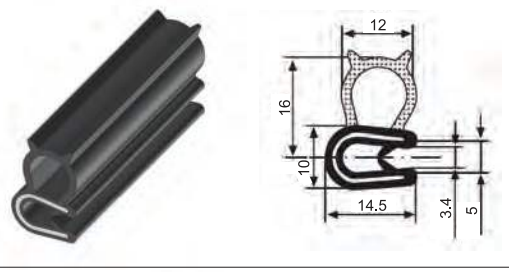

34009004

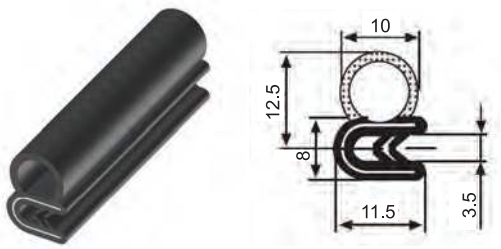

34009029

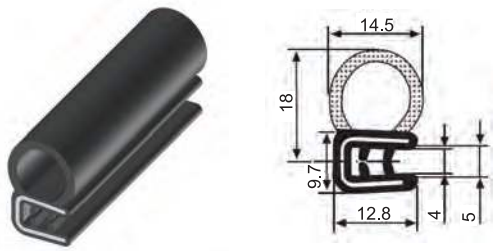

34009006

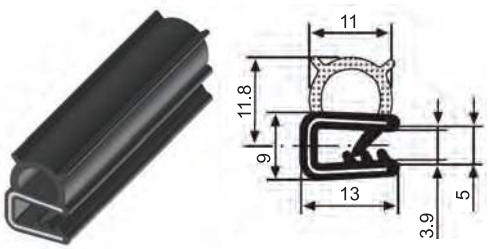

34009103



Specifications:
- Material: EPDM
- Color: Black

Item No.	Grip Range mm	Roll Length ft	Roll Length m	Pack Qty.
34009001	1.0 - 2.0	328	100	1
34009002	1.0 - 3.0	328	100	1
34009003	1.0 - 2.5	328	100	1
34009004	1.0 - 2.0	328	100	1
34009006	1.0 - 3.0	328	100	1
34009007	1.0 - 2.0	328	100	1
34009010	1.5 - 3.0	164	50	1
34009014	1.0 - 3.0	164	50	1
34009029	1.5 - 3.5	164	50	1
34009103	1.0 - 2.0	328	100	1

GASKETS

Gaskets - Profile Sealing

34009105

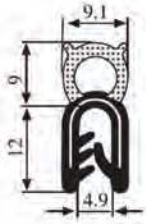

34009107

34009202

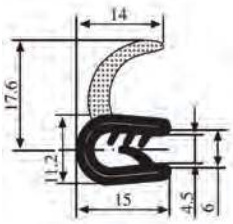

34009203

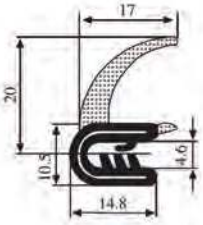

34009516

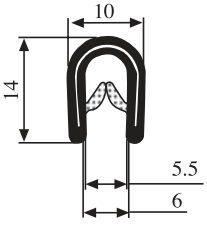

34009522

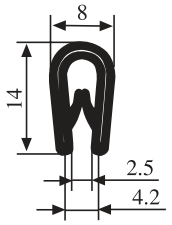

34009523

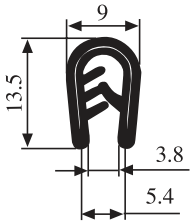

34009701

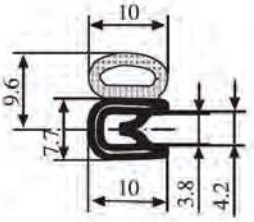

34009802

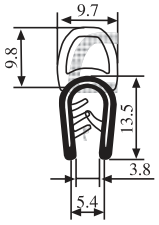

Specifications:
- Material: See Table
- Color: Black

Item No.	Material	Grip Range mm	Roll Length ft	Roll Length m	Pack Qty.
34009105	EPDM	1.0 - 3.5	328	100	1
34009107	EPDM	1.0 - 3.5	328	100	1
34009202	EPDM	2.0 - 4.0	164	50	1
34009203	EPDM	1.0 - 3.5	164	50	1
34009516	PVC	1.0 - 4.0	492	150	1
34009522	PVC	1.0 - 3.0	492	150	1
34009523	PVC	1.5 - 4.0	492	150	1
34009701	PVC/EPDM	1.0 - 2.0	328	100*	1
34009802	PVC/EPDM	1.5 - 4.0	328	100	1

***Roll Length is 2 separate 50m rolls**

tel | 800 847 0486 fax | 866 561 6617

GASK Series
Gaskets - Profile Sealing

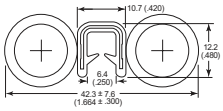

GASK1050A

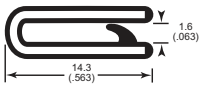

GASK3200A

GASK2200A

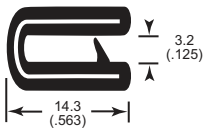

GASK3300A

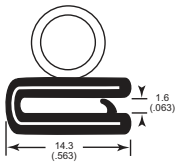

GASK2300A

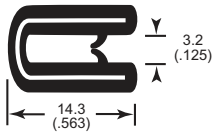

GASK3500A

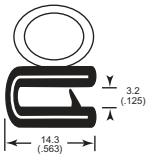

GASK2400A

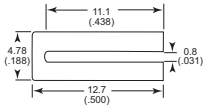

GASK4100A

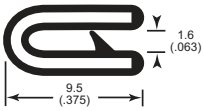

GASK3100A

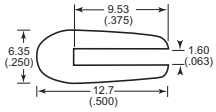

GASK4200A

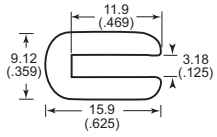

GASK4300A

Specifications:
- Material: EPDM OR PVC

Features:
- Internal wire inserts allows for firm clip, except item numbers GASK2200A and GASK2400A
- Can be used as a protective edge on sheet metal
- PVC is best if enclosure will be sealed for long periods

Item No.	Material	Grip	Roll Length	UOM
GASK1050A	EPDM & PVC	6.40	200	ft
GASK2200A	EPDM & PVC over Metal	3.20	250	ft
GASK2300A	EPDM & PVC over Metal	1.60	250	ft
GASK2400A	EPDM & PVC over Metal	3.20	250	ft
GASK3100A	PVC over Metal	1.60	250	ft
GASK3200A	PVC over Metal	1.60	250	ft
GASK3300A	PVC over Metal	3.20	250	ft
GASK3500A	PVC over Metal	3.20	250	ft
GASK4100A	Neoprene	0.80	500	ft
GASK4200A	Neoprene	1.60	500	ft
GASK4300A	Neoprene	3.18	250	ft
GASK5000A	EPDM	3.20	20	m

GASKETS

PRGAS Series
Gaskets - Profile Sealing



Type 1

Type 2



Type 3

Type 4

Specifications:

- Material: EPDM Foam with adhesive backing
- Temeperature range: 20° to 150° F
- Flammability: FMVSS 302 & UL 50 rated
- Adhesive is pressure sensitive acrylic
- Mating surface should be free of contaminants and cleaned prior with denatured alcohol

Features:

- Recommended for max 25-50% compression
- Suitable for both indoor and outdoor applications
- Excellent resistance to water adsorption, ozone and UV aging

Item No.	Type	Material	Width	Height
PRGAS1010A	1	EPDM Foam Rubber	12.7	12.7
PRGAS1500A	2	EPDM Foam Rubber	19.1	14.3
PRGAS2000A	3	EPDM Foam Rubber	15.9	9.5
PRGAS3000A	4	EPDM Foam Rubber	8.9	12.4

Our expertise ranges across multiple industries, supported by outstanding customer service. We can reduce your lead times, and provide custom solutions to help you achieve your business goals.

INDUSTRIES

Lawn & Garden

Construction & Agriculture

Fitness

Marine

Industrial Manufacturing



Lighting

HVAC

Medical

Science & Laboratory

Audio & Visual



Packaging

Sporting Goods

tel | 800 847 0486 fax | 866 561 6617

CUSTOM SOLUTIONS AVAILABLE



Looking for a different color, material, size... or something else?

We Can Create It!

- Expert In-House Engineering Design Team
- 3D CAD & 3D Printing Technology Available
- Rapid Prototyping to Bring Your Ideas to Life

SURFACE MOUNT HINGES

099 Series
Surface Mount Hinges

Version 1

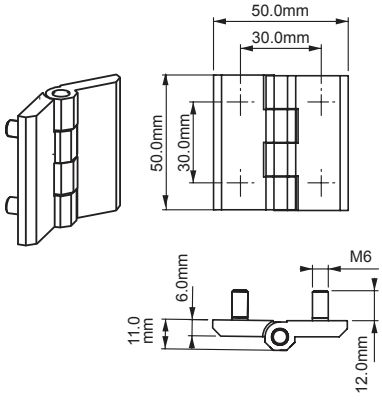

Version 2

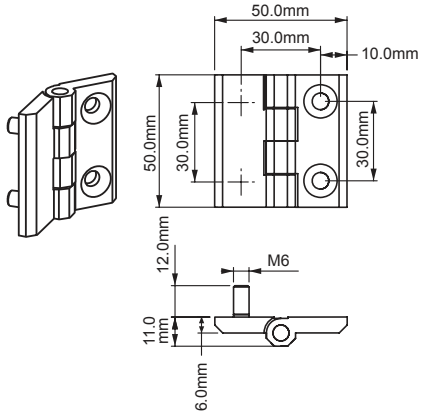

Version 4

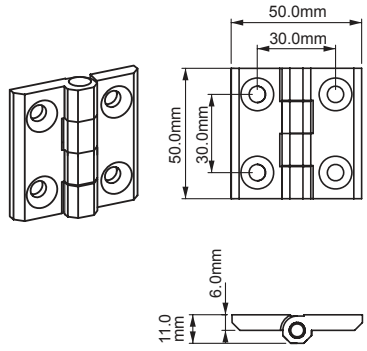

Version 5

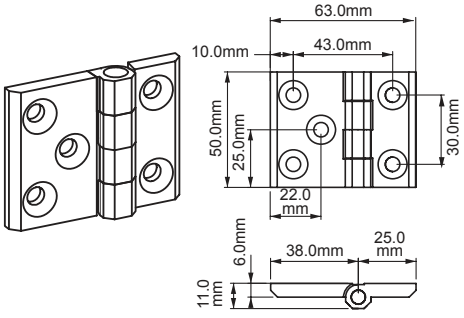

Version 6

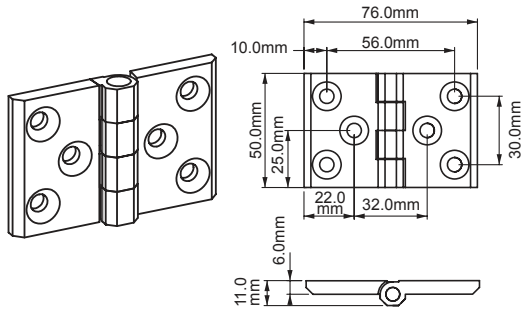

Specifications:
- Material: See Table
- Pin Material: Stainless Steel
- Finish: See Table

Features:
- Generally used for plain/flush-mounted doors
- Maximum hinge rotation 270°
- Suitable for left and right hand applications
- Available in three sizes, through-hole and stud version

Item No.	Material	Finish	Version
099111	Zinc Alloy	Chrome Plated	1
099112	Zinc Alloy	Chrome Plated	2
099114	Zinc Alloy	Chrome Plated	4
099115	Zinc Alloy	Chrome Plated	5
099116	Zinc Alloy	Chrome Plated	6
099121	Zinc Alloy	Black Powder Coated	1
099122	Zinc Alloy	Black Powder Coated	2
099124	Zinc Alloy	Black Powder Coated	4
099125	Zinc Alloy	Black Powder Coated	5
099126	Zinc Alloy	Black Powder Coated	6
099404	Stainless Steel	Electropolished	4

(Continued on next page >)

tel | 800 847 0486 fax | 866 561 6617

099 Series
Surface Mount Hinges (Continued)

Version 7

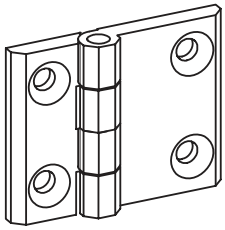

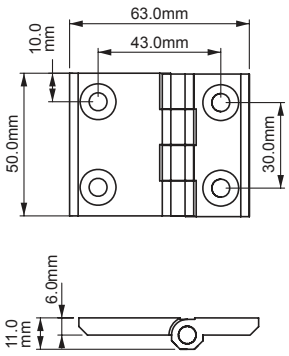

Version 8

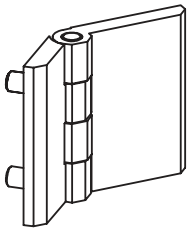

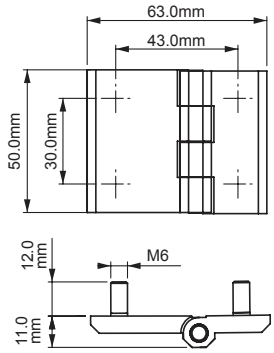

Version 9

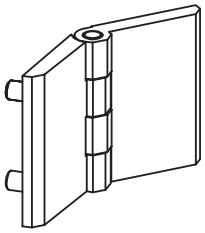

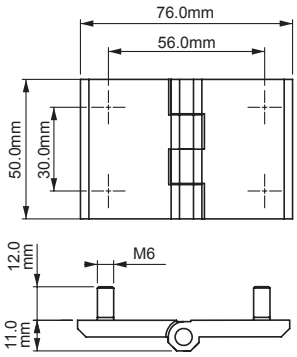

Version 10

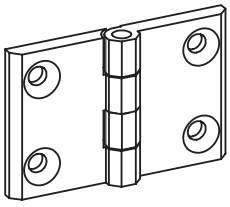

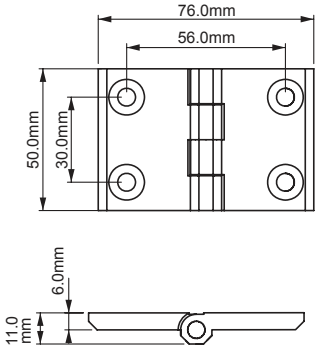

Specifications:
- Material: See Table
- Pin Material: Stainless Steel
- Finish: See Table

Features:
- Generally used for plain/flush-mounted doors
- Maximum hinge rotation 270°
- Suitable for left and right hand applications
- Available in three sizes, through-hole and stud version

Item No.	Material	Finish	Version
099117	Zinc Alloy	Chrome Plated	7
099118	Zinc Alloy	Chrome Plated	8
099119	Zinc Alloy	Chrome Plated	9
0991110	Zinc Alloy	Chrome Plated	10
099127	Zinc Alloy	Black Powder Coated	7
099128	Zinc Alloy	Black Powder Coated	8
099129	Zinc Alloy	Black Powder Coated	9
0991210	Zinc Alloy	Black Powder Coated	10
099407	Stainless Steel	Electropolished	7
0994010	Stainless Steel	Electropolished	10

SURFACE MOUNT HINGES

199 Series
Surface Mount Hinges



Version 1

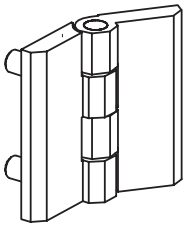

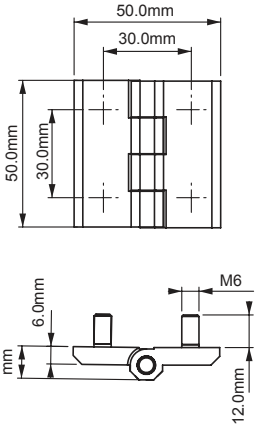

Version 2

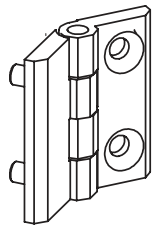

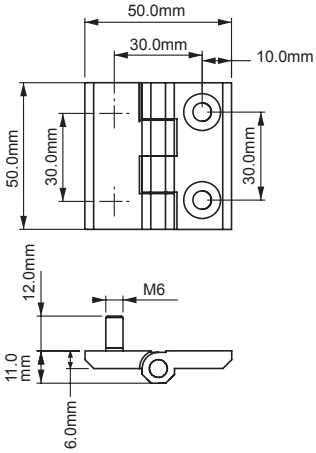

Version 3

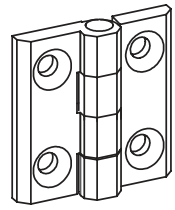

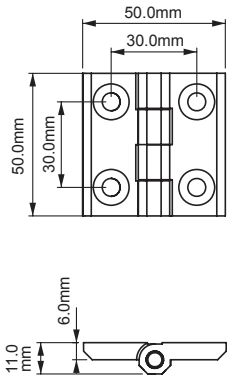

Specifications:
• Material:
Body: Nylon Black (PA6 30% GF)
Pin: Stainless Steel

Features:
• Generally used for plain/flush-mounted doors
• Maximum hinge rotation 270°
• Suitable for left and right hand applications

Item No.	Version
199201	1
199202	2
199203M	3

tel | 800 847 0486 fax | 866 561 6617

299 Series
Surface Mount Hinges

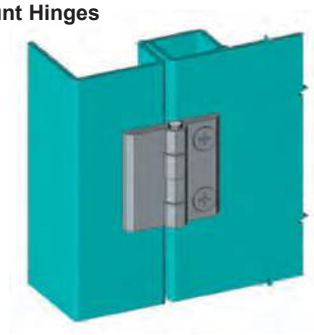

Suitable for Left or Right Hand

Version 1

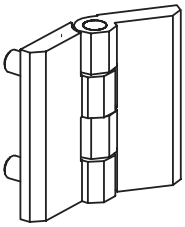

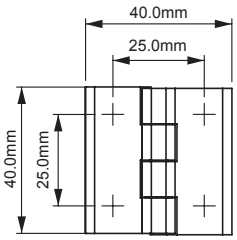

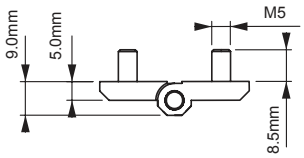

Version 2

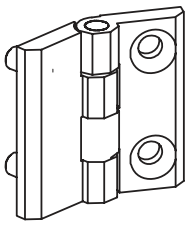

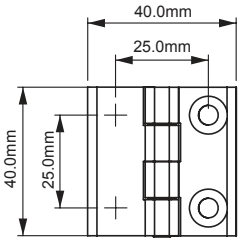

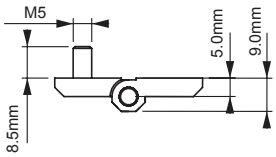

Version 3

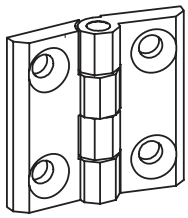

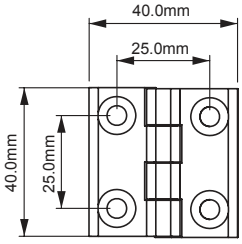

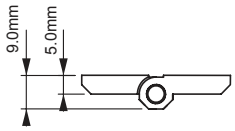

Specifications:
- Material:
  Body: See Table
  Pin: Stainless Steel
- Body is DIN-EN 1774 rated

Features:
- Generally used for plain/flush-mounted doors
- Maximum hinge rotation 270°
- Suitable for left and right hand applications

Item Number	Version	Material	Color / Finish
299201	1	Nylon	Black
299202	2	Nylon	Black
299203	3	Nylon	Black
299111	1	Zinc Alloy	Chrome Plated
299112	2	Zinc Alloy	Chrome Plated
299113	3	Zinc Alloy	Chrome Plated
299121	1	Zinc Alloy	Black Powder Coated
299122	2	Zinc Alloy	Black Powder Coated
299123	3	Zinc Alloy	Black Powder Coated
299403	3	Stainless Steel	Electropolished

SURFACE MOUNT HINGES

399 Series
Surface Mount Hinges

Version 1

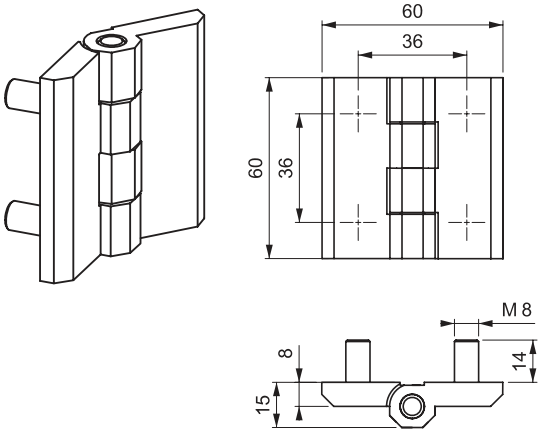

Version 2

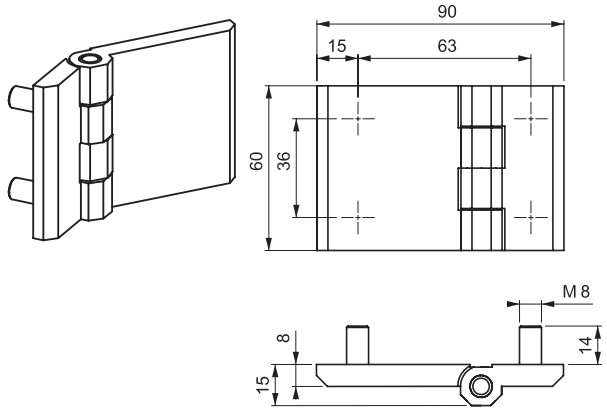

Version 3

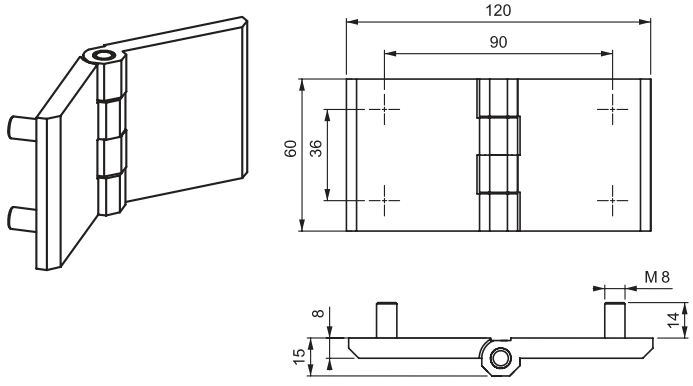

Specifications:
- Material: Zinc Alloy
  Pin Material: Stainless Steel
- Finish: See Table

Features:
- Generally used for plain/flush-mounted isolated heavy doors
- Maximum hinge rotation 270°
- Suitable for left and right hand applications
- Please contact Essentra for Stainless Steel versions

Item No.	Finish	Version
399111	Chrome Plated	1
399112	Chrome Plated	2
399113	Chrome Plated	3
399121	Black Powder Coated	1
399122	Black Powder Coated	2
399123	Black Powder Coated	3

(Continued on next page >)

399 Series
Surface Mount Hinges (Continued)

Suitable for Left or Right Hand

Version 4

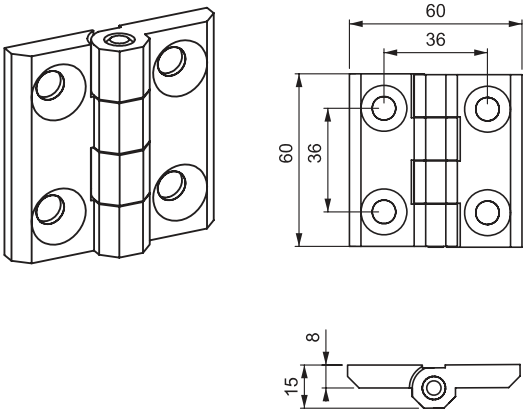

Version 5

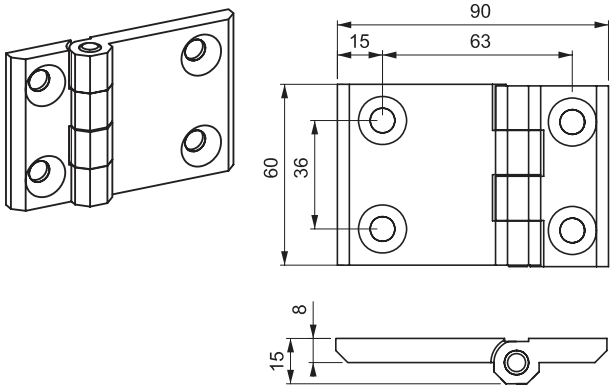

Version 6

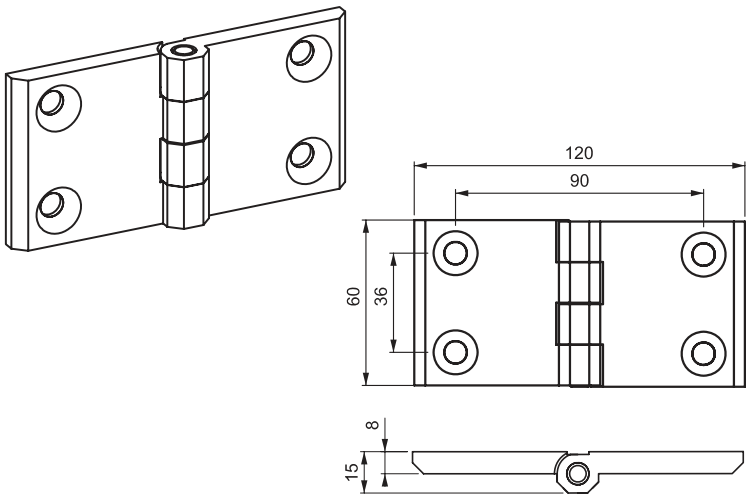

Specifications:
- Material: Zinc Alloy
  Pin Material: Stainless Steel
- Finish: See Table

Features:
- Generally used for plain/flush-mounted isolated heavy doors
- Maximum hinge rotation 270°
- Suitable for left and right hand applications
- Please contact Essentra for Stainless Steel versions

Item No.	Finish	Version
399114	Chrome Plated	4
399115	Chrome Plated	5
399116	Chrome Plated	6
399124	Black Powder Coated	4
399125	Black Powder Coated	5
399126	Black Powder Coated	6

LEAF HINGES - MINI FLUSH MOUNT

1299 Series
Mini Leaf Hinge - Flush Mount



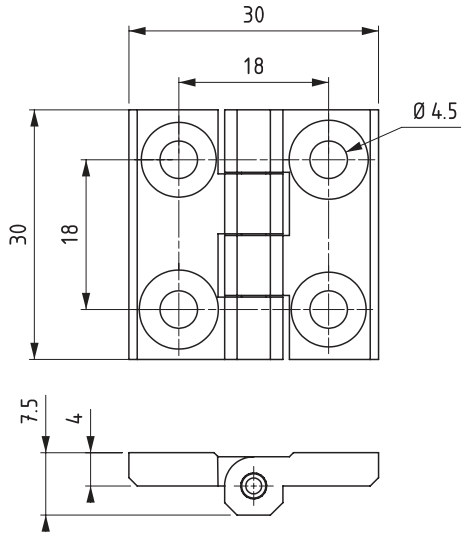

Specifications:
• Material:
Body: Zinc Alloy
Pin: Stainless Steel

Features:
• Generally used for plain/small flush mounted doors
• Maximum hinge rotation 270°
• Suitable for left and right hand applications

Item No.	Material	Color
129911	Zinc Alloy	Chrome Plated
129912	Zinc Alloy	Black Powder Coated

tel | 800 847 0486 fax | 866 561 6617

499 Series
Leaf Hinge

Version 1

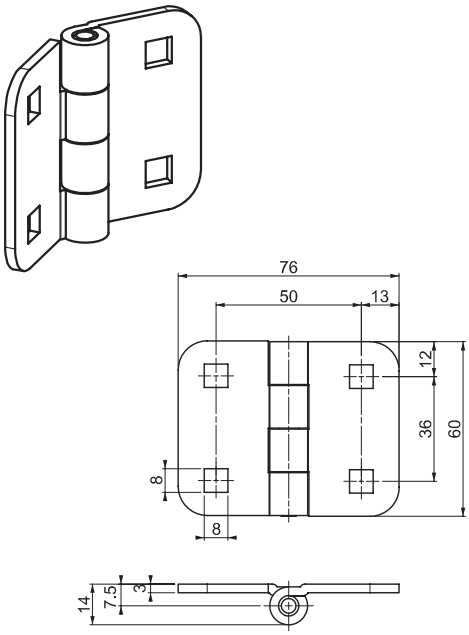

Version 2

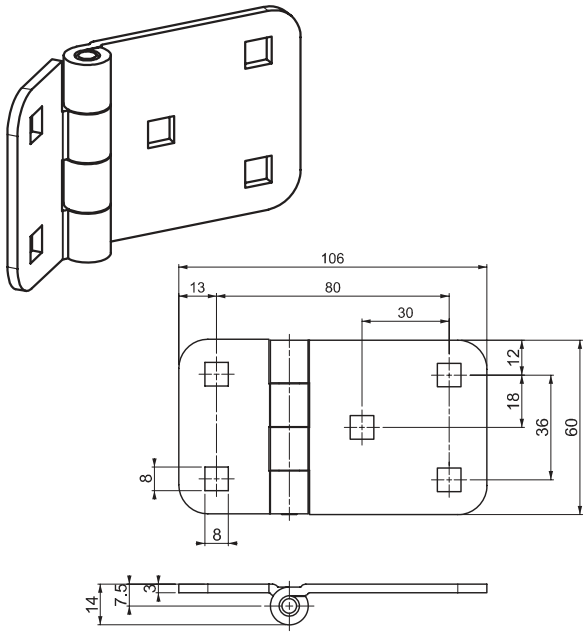

Version 3

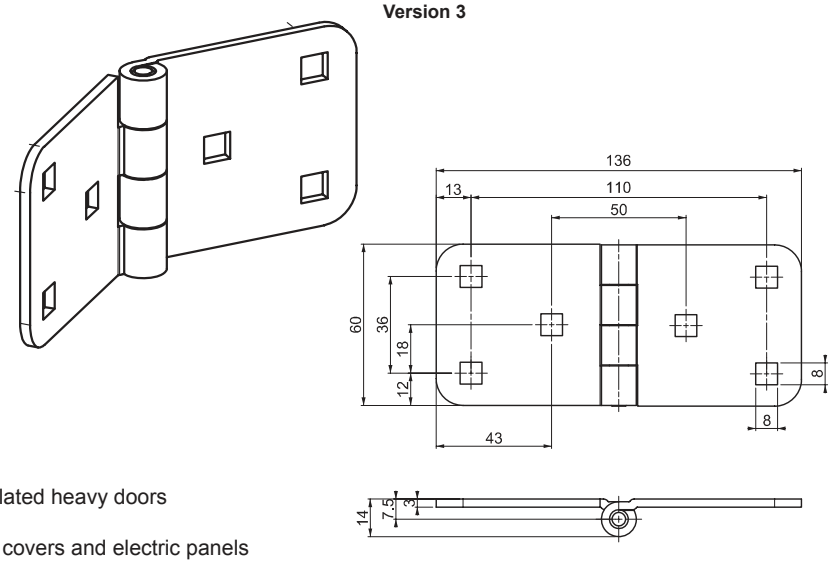

Specifications:
- Material: Steel
  Pin Material: Stainless Steel
- Finish: Black Powder Coated

Features:
- Generally used for plain/flush-mounted, isolated heavy doors
- Maximum hinge rotation 270°
- Ideal application for generators, machinery covers and electric panels
- M8 X 12mm coach bolts supplied
- Designed for left and right hand applications

Item No.	Version
499621M	1
499622M	2
499623M	3

LEAF HINGES

599 Series
Leaf Hinge

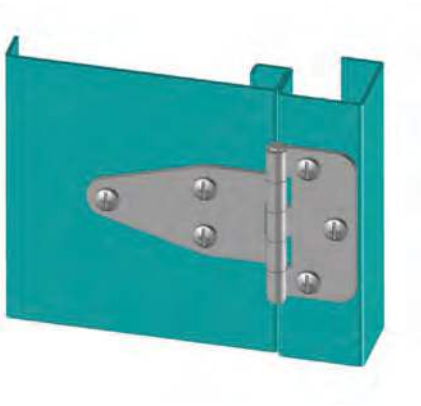

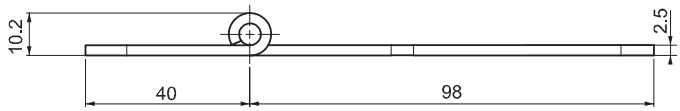

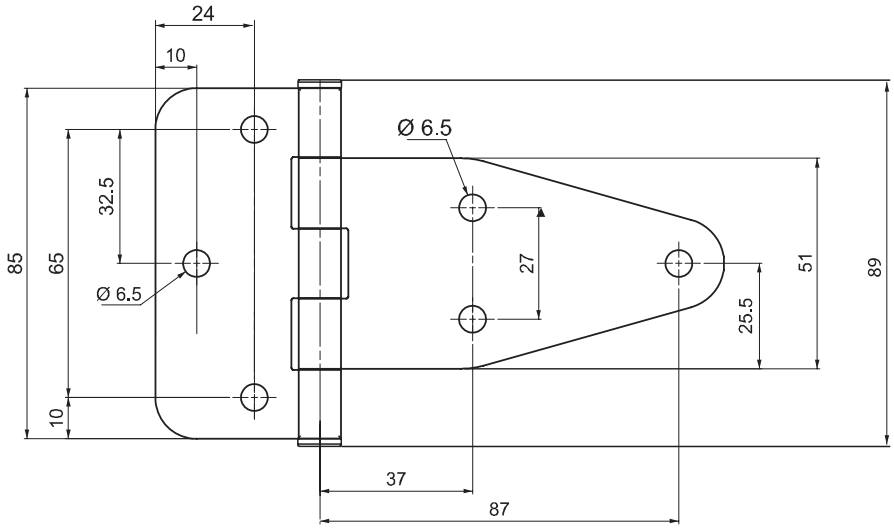

Specifications:
- Material:
  Body: See Table
  Pin: Stainless Steel
  Finish: See Table
- Bolts are not supplied

Features:
- Applications: Generators, machinery covers, electric panels
- Maximum hinge rotation 180°
- Both parts are attached by screws or nuts and bolts
- Please contact Essentra for Zinc Plated version

Item No.	Material	Finish
59962	Steel	Black Powder Coated
59940	Stainless Steel	Natural

1599 Series
Leaf Hinge

Version 1

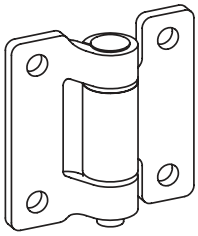

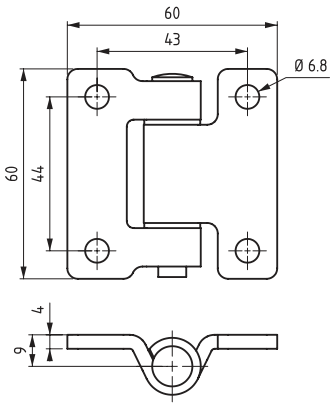

Version 2

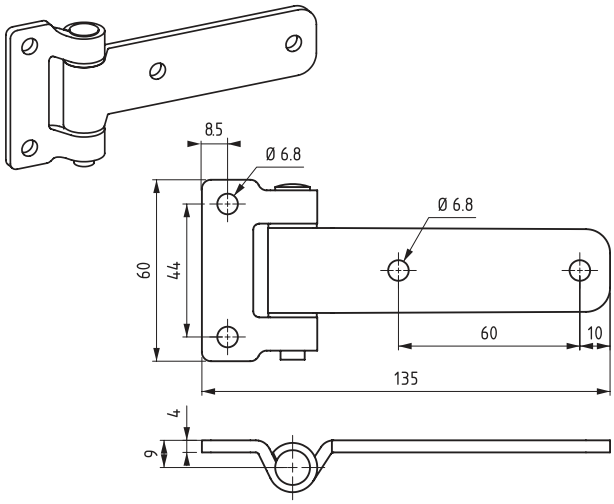

Version 3

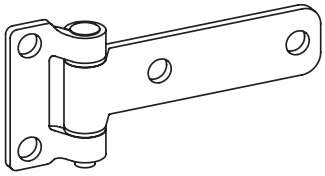

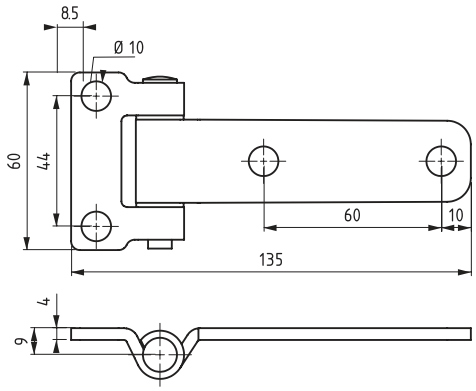

Specifications:
- Material:
  Body: Steel
  Pin: Stainless Steel
- Finish: See Table

Features:
- Generally used for plain/flush mounted, isolated, heavy doors
- Maximum hinge rotation 180°
- Both parts are attached by screws or nuts and bolts
- Applications: Generators, machinery covers, electric panels
- Please contact Essentra for Stainless Steel versions

Item No.	Finish	Version
1599621	Black Powder Coated	1
1599622	Black Powder Coated	2
1599623	Black Powder Coated	3
1599631	Zinc Plated	1
1599632	Zinc Plated	2
1599633	Zinc Plated	3

(Continued on next page >)

LEAF HINGES

1599 Series
Leaf Hinge (Continued)

Version 4

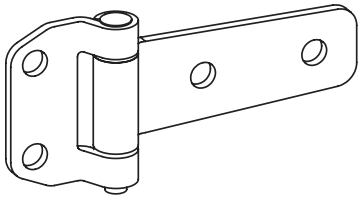

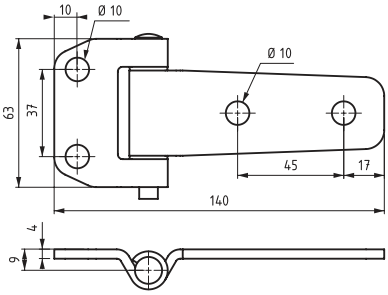

Version 5

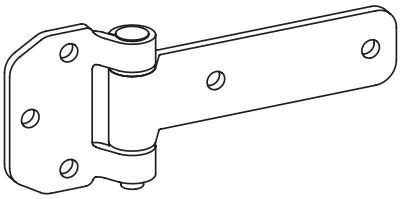

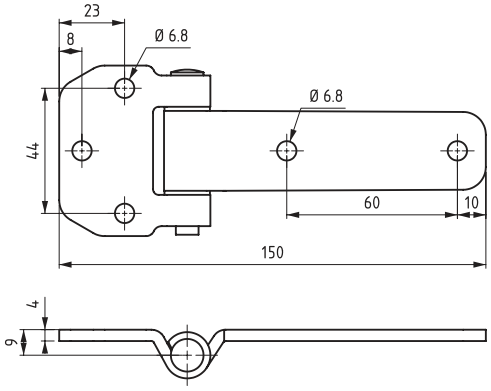

Version 6

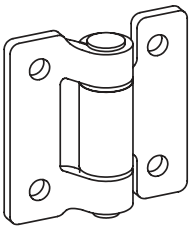

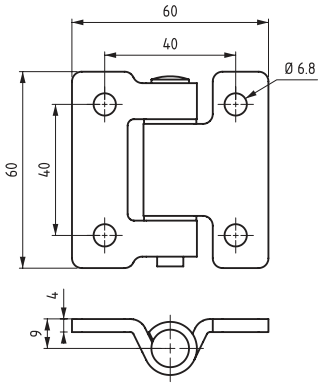

Specifications:
- Material:
  Body: Steel
  Pin: Stainless Steel
- Finish: See Table

Features:
- Generally used for plain/flush mounted, isolated, heavy doors
- Maximum hinge rotation 180°
- Both parts are attached by screws or nuts and bolts
- Applications: Generators, machinery covers, electric panels
- Please contact Essentra for Stainless Steel versions

Item No.	Finish	Version
1599624	Black Powder Coated	4
1599625	Black Powder Coated	5
1599626	Black Powder Coated	6
1599634	Zinc Plated	4
1599635	Zinc Plated	5
1599636	Zinc Plated	6

900 Series
Leaf Hinge



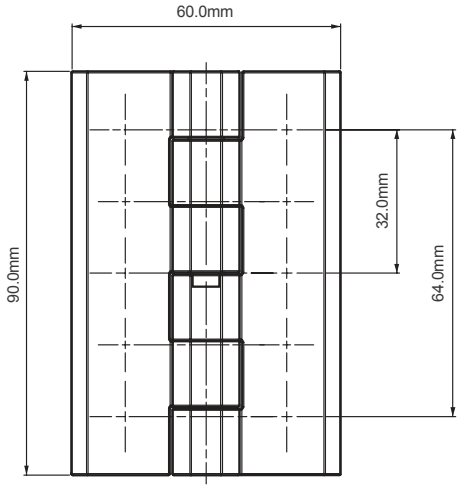

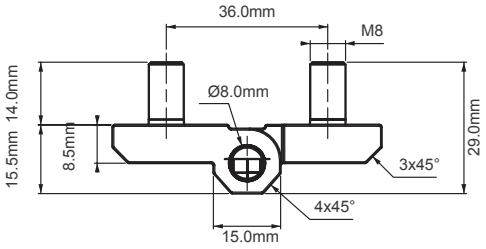

Specifications:
- Material: Zinc Alloy
  Pin Material: Stainless Steel
  Screw: Steel
- Finish: See Table

Features:
- Generally used for plain flush mounted doors and insulated panels
- Maximum hinge rotation 270°
- Installation with 6 M8 bolts
- Ideal for electric panels and machinery cover applications

Item No.	Finish
90011	Chrome Plated
90012	Black Powder Coated

LEAF & FLAG HINGES - FLUSH MOUNT

1399 Series
Leaf & Flag Hinges- Flush Mount

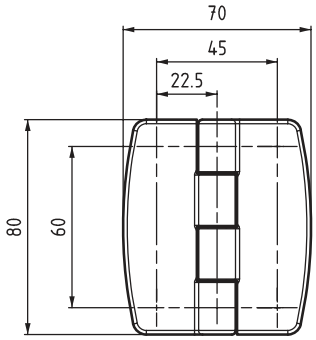

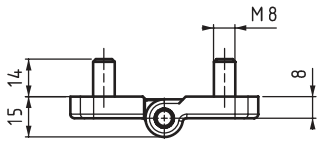

NEW

RoHS

Suitable for LH RH Left or Right Hand

Version 1

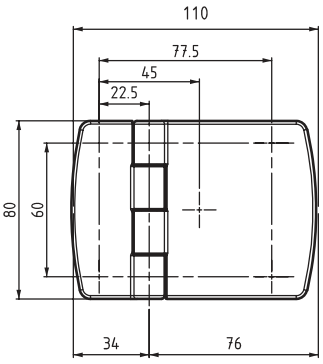

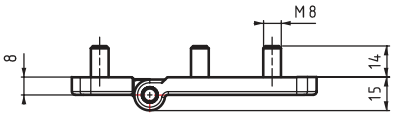

Version 2

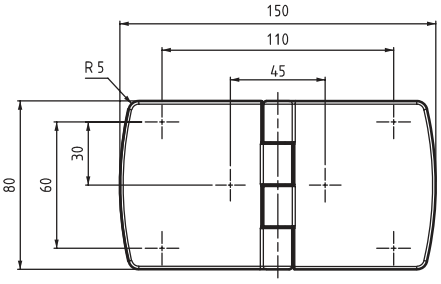

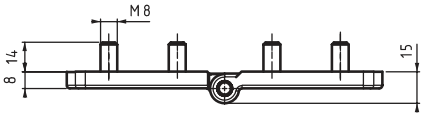

Version 3

Specifications:
- Material: Zinc Alloy
- Pin Material: Stainless Steel
- Stainless Steel (AISI 304) hinge pin

Features:
- Generally used for plain/flush-mounted isolated heavy doors
- Stud versions fitted with M8 X 14 mm threaded stud
- Maximum hinge rotation 270°
- Suitable for left and right hand applications
- Please contact Essentra for Stainless Steel versions

Item No.	Finish	Version
1399111	Chrome Plated	1
1399112	Chrome Plated	2
1399113	Chrome Plated	3
1399121	Black Powder Coated	1
1399122	Black Powder Coated	2
1399123	Black Powder Coated	3

tel | 800 847 0486 fax | 866 561 6617

1699 Series
Leaf & Flag Hinges - Flush Mount

NEW

RoHS

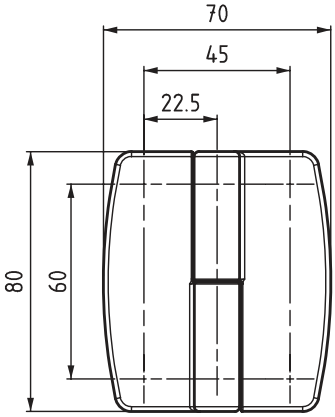

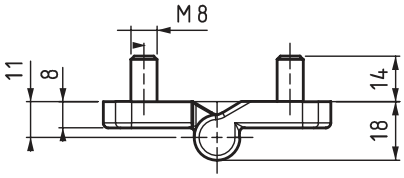

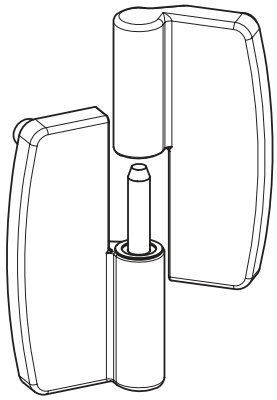

Specifications:
- Material: Zinc Alloy
  Pin: Stainless Steel
- Stainless Steel (AISI 304) hinge pin

Features:
- Lift-Off feature for ease of door and panel removal
- Concealed mounting screws prevent external access
- Designed for plain/flush mounted doors
- Maximum hinge rotation 180°

Item No.	Finish	Hand Operation
1699111001	Chrome Plated	Right
1699111002	Chrome Plated	Left
1699121001	Black Powder Coated	Right
1699122002	Black Powder Coated	Left

LEAF & FLAG HINGES - FLUSH MOUNT

1499 Series
Leaf & Flag Hinge - Flush Mount

NEW

RoHS

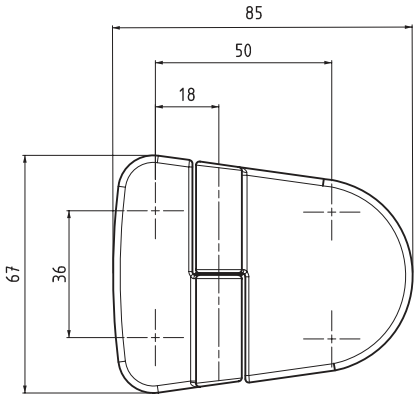

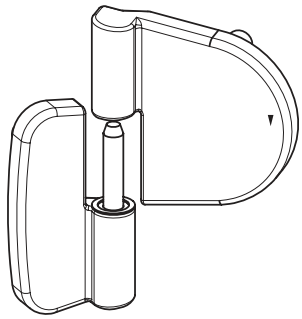

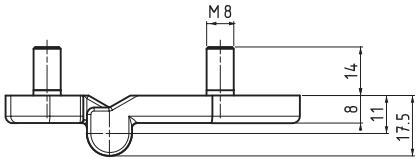

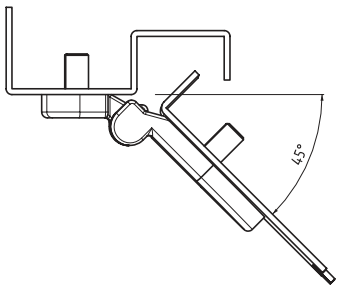

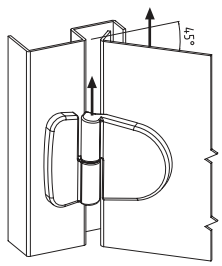

Specifications:
- Material: Zinc Alloy
  Pin: Stainless Steel
- Stainless Steel (AISI 304) hinge pin

Features:
- Lift-Off feature for ease of door and panel removal
- Concealed mounting screws prevent external access
- Designed for plain/flush mounted doors
- Maximum hinge rotation 180°

Item No.	Finish	Hand Operation
149911001	Chrome Plated	Right
149911002	Chrome Plated	Left
149912001	Black Powder Coated	Right
149912002	Black Powder Coated	Left

tel | 800 847 0486 fax | 866 561 6617

HISF Series
Surface Mount Hinges - Various

Type 1

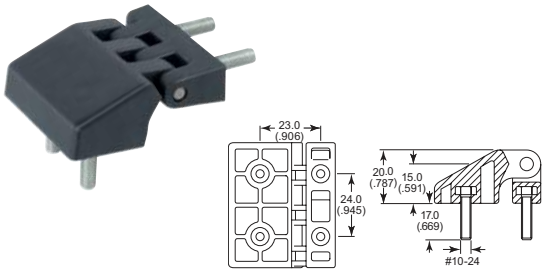

Type 2

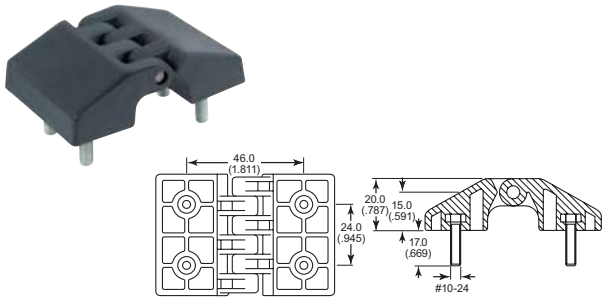

Type 3

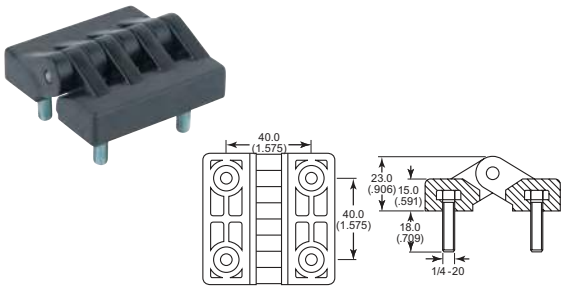

Type 4

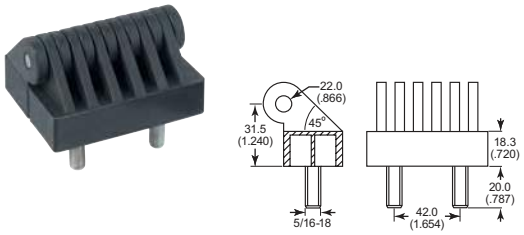

Type 5

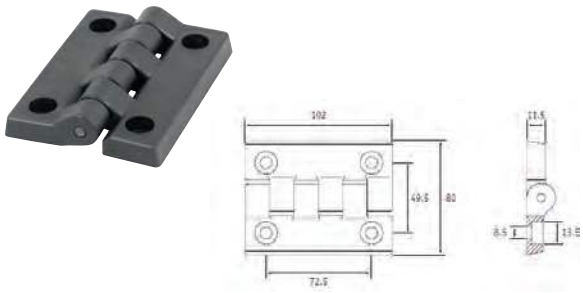

Type 6

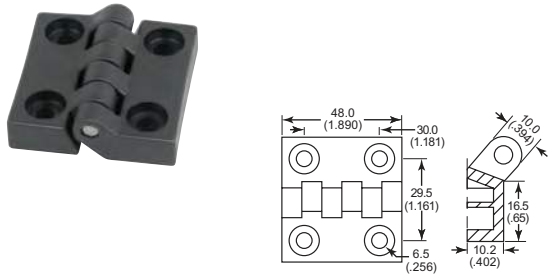

Type 7



Type 8

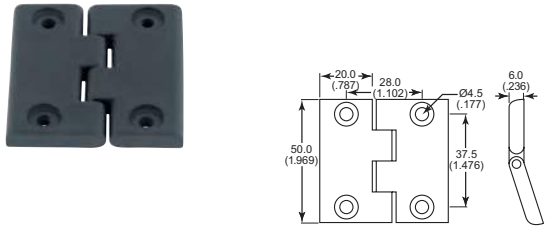

Specifications:
- Material: Nylon Black (PA, Glass-Filled)

Features:
- Offered with threaded studs or thru hole versions

Item No.	Type
HISF010A	1
HISF020A	2
HISF030A	3
HISF040A	4

Item No.	Type
HISF210A	5
HISF220A	6
HISF230A	7
HISF240A	8

SIDE MOUNT HINGES / BEARING HINGES

693 Series
Side Mount Hinge



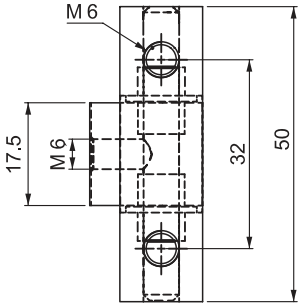

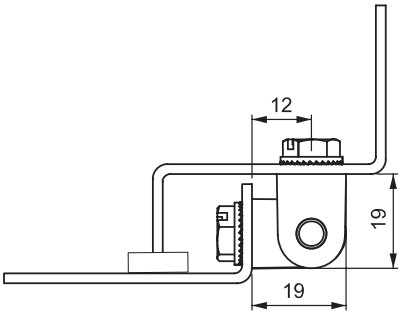

Specifications:
- Material: Zinc Alloy
  Finish: See Table
  Pin: Stainless Steel
- Zinc Alloy is DIN-EN 1774 rated

Features:
- Comes fully assembled
- Maximum hinge rotation 180°
- Ideal for electric panels and machinery cover applications

Item No.	Finish
69311	Chrome Plated
69312	Black Powder Coated

693 Series
Bearing Hinge

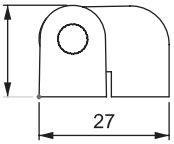

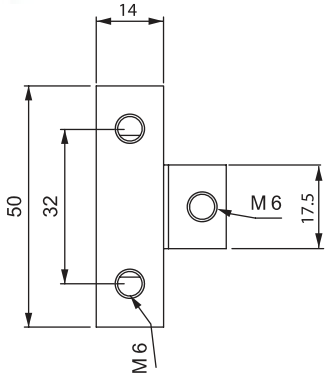

Specifications:
- Material: Zinc Alloy
  Pin: Stainless Steel
  Bearing: Delrin
- Finish: See Table
- DIN-EN 1774 rated

Features:
- Ideal for electric panels and machinery cover applications
- Maximum hinge rotation 180°

Item No.	Finish
693112	Chrome Plated
693122	Black Powder Coated

SURFACE MOUNT HINGES - LIFT-OFF

699 Series
Surface Mount Hinge - Lift-Off

Version 1

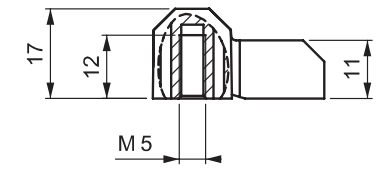

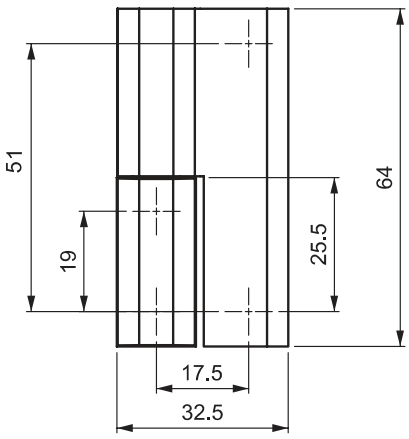

Version 2



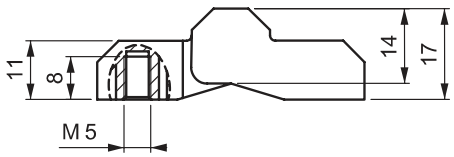

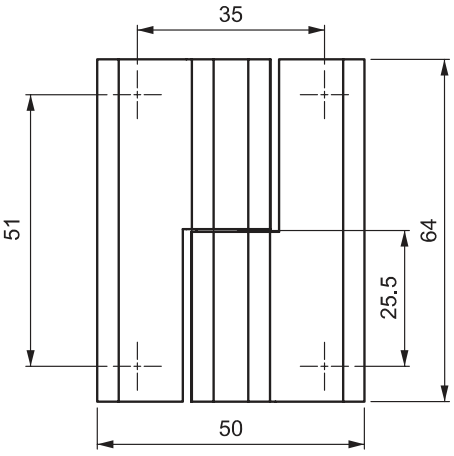

Specifications:
- Material: Zinc Alloy
  Pin Material: Stainless Steel
- Finish: See Table

Features:
- Concealed mounting screws prevent external access to hinge
- Hinge rotation 180°
- Ideal for electric panels and machinery cover applications

Item No.	Finish	Version	Hand Operation
699111001	Chrome Plated	1	Right
699111002	Chrome Plated	1	Left
699112001	Chrome Plated	2	Right
699112002	Chrome Plated	2	Left
699121001	Black Powder Coated	1	Right
699121002	Black Powder Coated	1	Left
699122001	Black Powder Coated	2	Right
699122002	Black Powder Coated	2	Left

SURFACE MOUNT HINGES - LIFT-OFF

4299 Series
Surface Mount Hinge - Lift-Off

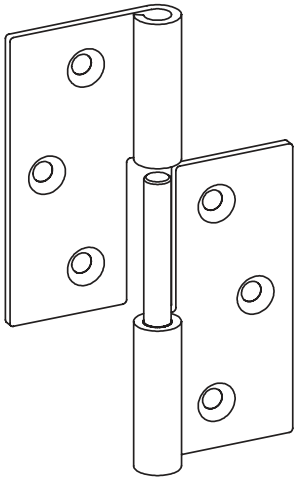

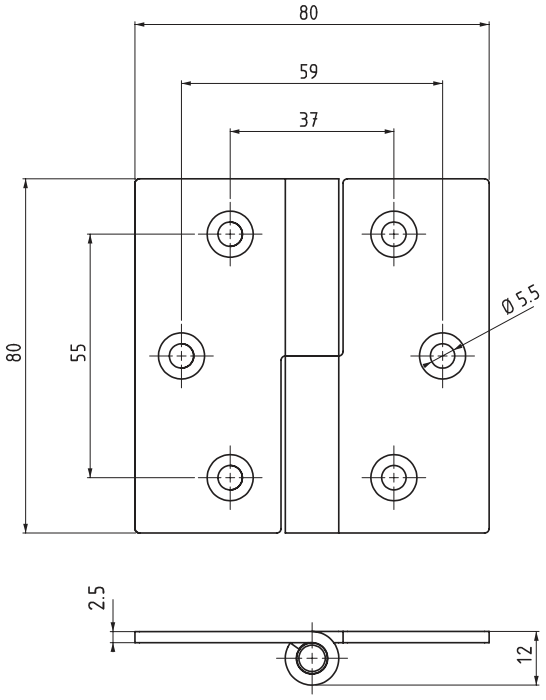

Specifications:
- Material: See Table
  Pin: Stainless Steel
- Finish: See Table

Features:
- Designed for plain flush-mounted doors
- Hinge rotation 270°

Item No.	Material	Finish	Hand Operation
429963001	Stainless Steel	Natural	Right
429963002	Stainless Steel	Natural	Left
429940001	Steel	Zinc Plated	Right
429940002	Steel	Zinc Plated	Left

1199 Series
Butt Hinge Surface Mounting



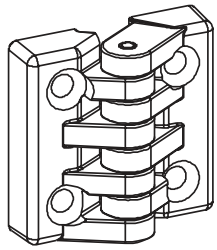

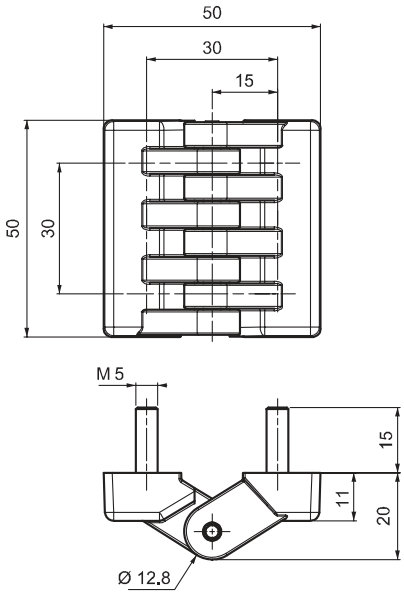

Version 1

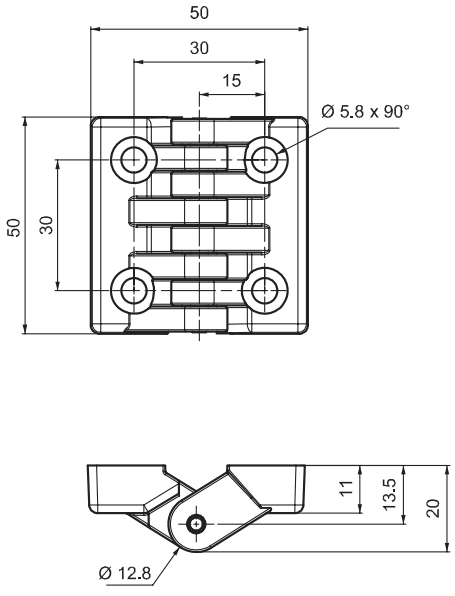

Version 2



Specifications:
- Material: See Table
  Body: Nylon (PA6 30% GF)
  Pin: Stainless Steel

Features:
- Ideal use for plain/flush mounted doors
- Stud and thru hole options available
- Hinge rotation 180°

Item No.	Version
1199201	1
1199202	2

SURFACE MOUNT HINGES - LIFT-OFF LATCHES & LOCKS

712 Series
Surface Mount Hinge - Lift-Off Latch/Lock



Assembly:
Functional locking hinge can be mounted left or right side of door.

Right Cover Application:
right hinge - left lock

Left Cover Application:
left hinge - right lock

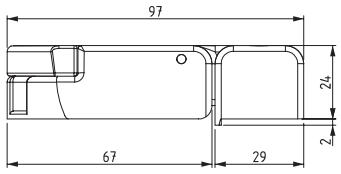

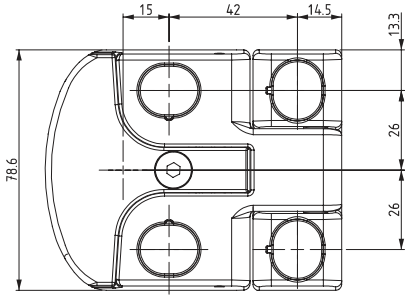

Removing the door:
- **lift the handle**
- **remove the door**

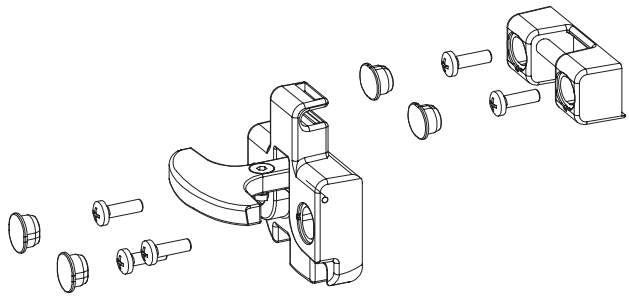

Specifications:
- Material: Nylon Black (PA6 30% GF)
- M8 Thread
- Fastening bolts are not included
- Plastic cover plugs are provided with purchase

Features:
- Universal lock and hinge design
- Hex head driver insert used to secure hinges (4mm hex head)
- Hinge rotation 180°
- Door can be completely removed by unlocking the hinge

Item No.
71220M

SURFACE MOUNT HINGES - HEAVY DUTY LIFT-OFF

899 Series
Surface Mount Hinge - Heavy Duty Lift-Off

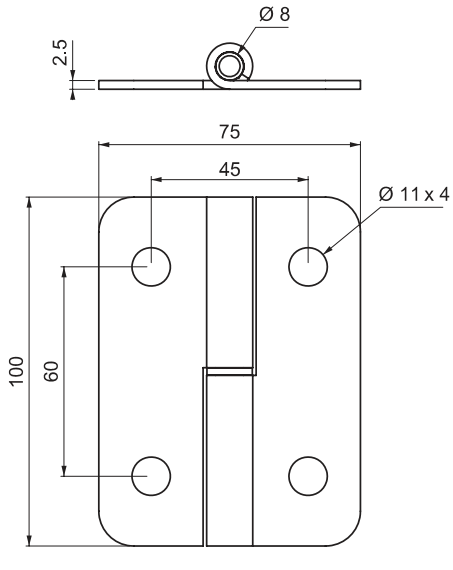

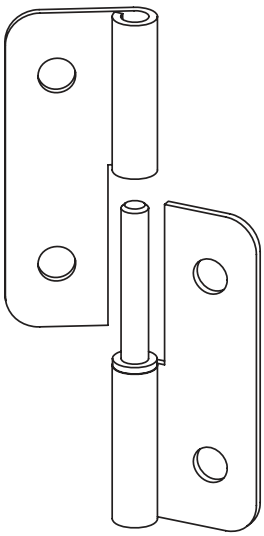

Specifications:
- Material: See Table
  Pin Material: See Table
- Finish: See Table

Features:
- Ideal for electric panels and machinery cover applications
- Hinge rotation 180°

Item No.	Material	Finish	Hand Operation
89940001	Stainless Steel	Natural	Right
89940002	Stainless Steel	Natural	Left
89962001	Steel	Black Powder Coated	Right
89962002	Steel	Black Powder Coated	Left
89963001	Steel	Zinc Plated	Right
89963002	Steel	Zinc Plated	Left

SURFACE MOUNT HINGES - HEAVY DUTY

300 Series
Surface Mount Hinge - Heavy Duty

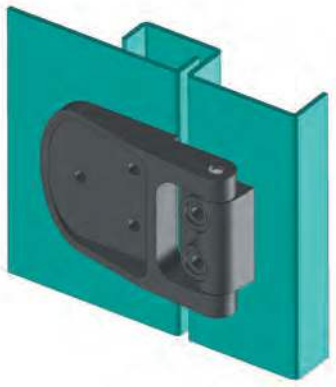

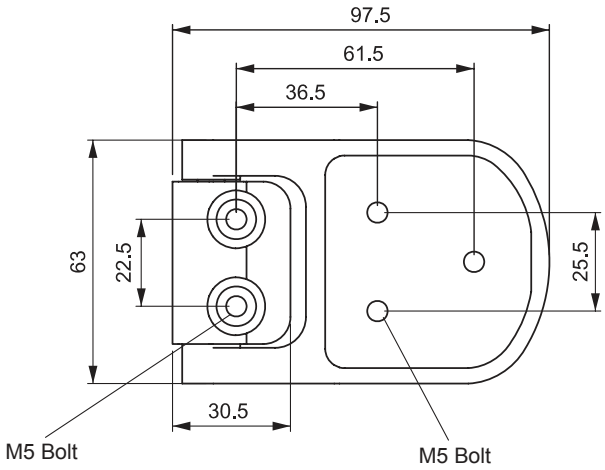

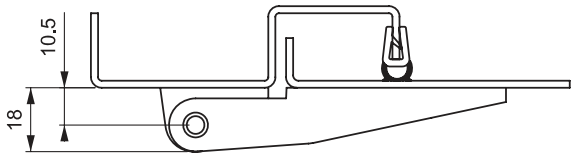

Specifications:
- Material:
  Body: Nylon (PA6 30% GF)
  Pin: Stainless Steel
- Finish: Zinc Plated
- Color: Black

Features:
- Central air conditioning units, electrical panels and machinery covers
- Hinge rotation 180°

Item No.
300M

tel | 800 847 0486 fax | 866 561 6617

SURFACE MOUNT HINGES - HEAVY DUTY

500 Series
Surface Mount Hinge - Heavy Duty

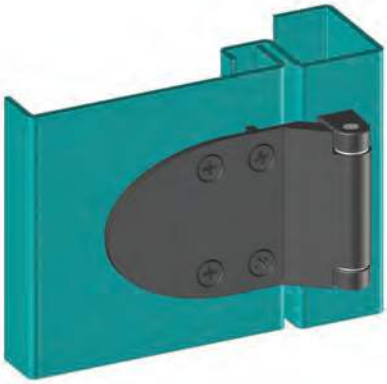

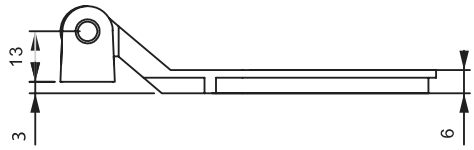

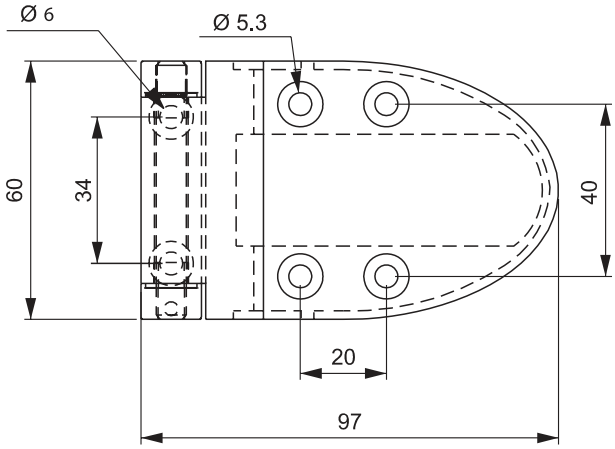

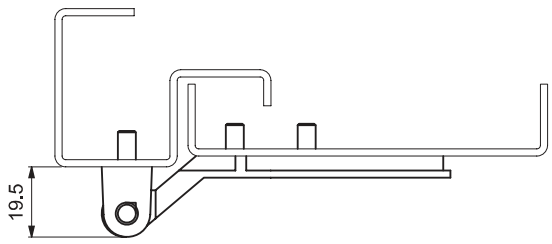

Specifications:
- Material:
  Body: Zinc Alloy
  Pin: Stainless Steel
  Bearing: Delrin
  Cover: Nylon (PA6 30% GF)
- Finish: Black Powder Coated

Features:
- Used on HVAC units, flush-mounted and heavy duty style doors
- Hinge rotation 180°
- Supplied with Nylon hinge cover and stainless steel pin

Item No.
50012

SURFACE MOUNT HINGES - HEAVY DUTY ADJUSTABLE

800 Series
Surface Mount Hinge - Heavy Duty Adjustable



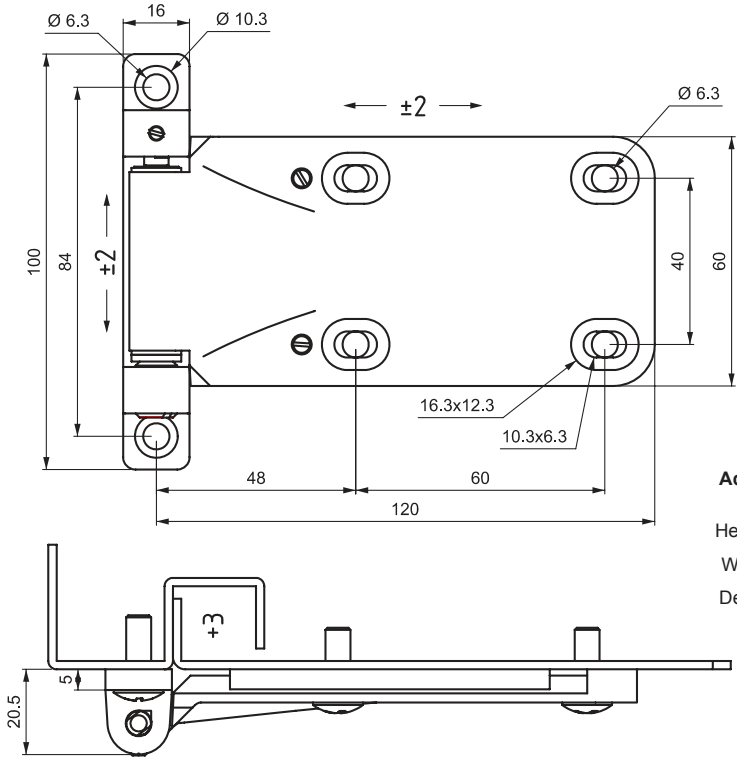

Specifications:
- Material:
  Body: Zinc Alloy
  Pin: Steel
  Bearing: Delrin
- Finish: Black Powder Coated
- Body is DIN-EN 1774 rated

Features:
- Applications: HVAC, electrical panels, machinery covers
- Suitable for three-dimensional door adjustment
  Adjustments to height and width +/- 2mm and depth adjustment up to +/- 3mm
- Can be used for flush mount applications

Item No.	Hand Operation
80012001	Left
80012002	Right

tel | 800 847 0486 fax | 866 561 6617

SURFACE MOUNT HINGES - ADJUSTABLE

2399 Series
Surface Mount Hinge - Adjustable

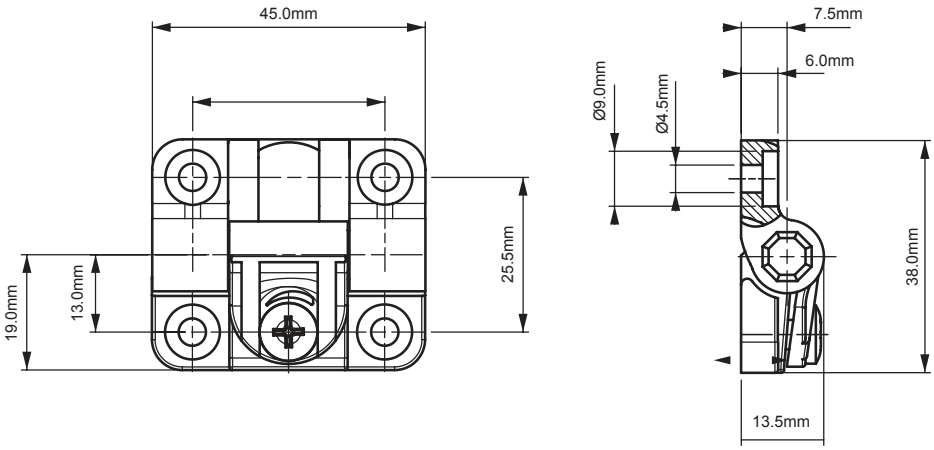

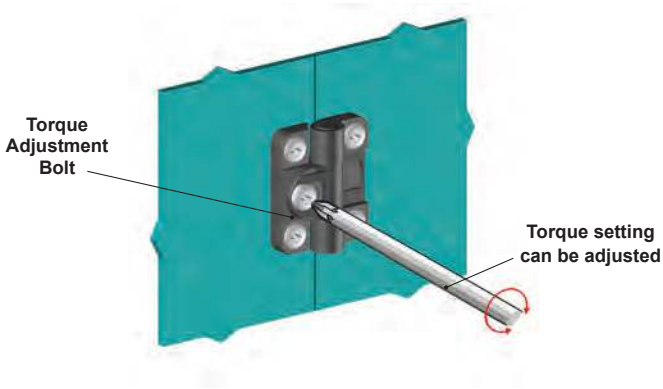

Specifications:
- Material:
  Body: Nylon (PA6 30% GF)
  Screw and Nuts: Stainless Steel
- Finish: Black Powder Coated
- Nylon is DIN-EN ISO 1043-1 rated

Features:
- Hinge torque can be adjusted with screw
- Hinge rotation 180°
- Provide position control
- Hinge can be secured by using M4 Nuts and Bolts
- Contact Essentra for alternate colors

Performance Details
- Axial Load: (N)
- Working Load: 700
- Breaking Load weight: 1100
- Radial Load: (N)
- Working Load: 1400
- Breaking Load weight: 1800
- Torque Value: 0.8 Nm
- Working Temperature: 23°F to 149°F (-5°C to 65°C)

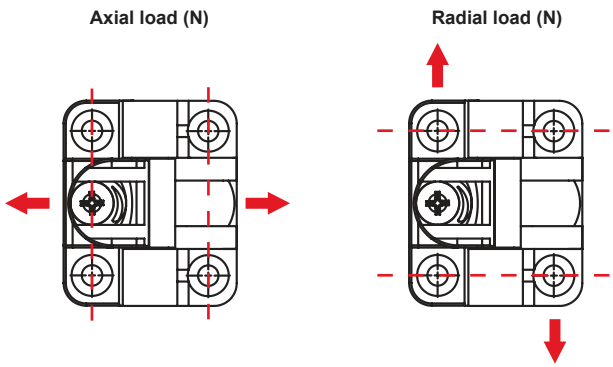

Item No.
239920

SURFACE MOUNT HINGES - ADJUSTABLE

2499 Series
Surface Mount Hinge - Adjustable

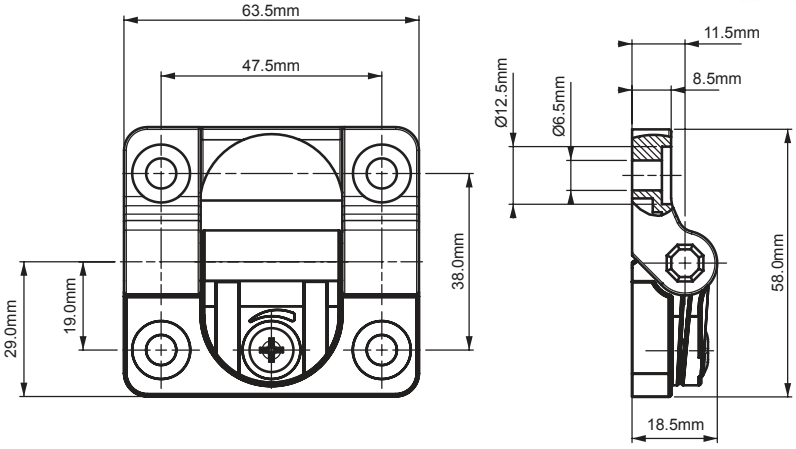

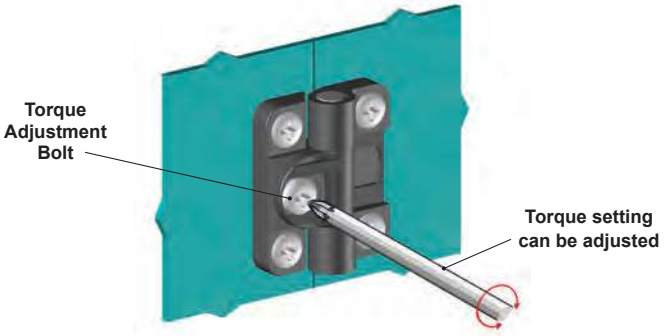

Specifications:
- Material:
  Body: Nylon (PA6 30% GF)
  Screw and Nuts: Stainless Steel (AISI 304)
- Finish: Black Powder Coated
- Nylon compliant to DIN-EN ISO 1043-1

Features:
- Hinge torque can be adjusted with screw
- Hinge rotation 180°
- Provide position control
- Installed using M6 screws
- Hinge is secured by using M6 screws

Performance Details
- Axial Load: (N)
- Working Load: 1500
- Breaking Load weight: 2350
- Radial Load: (N)
- Working Load: 2250
- Breaking Load weight: 3200
- Torque Value: 4.0 Nm
- Working Temperature: 23°F to 149°F (-5°C to 65°C)

Axial load (N)

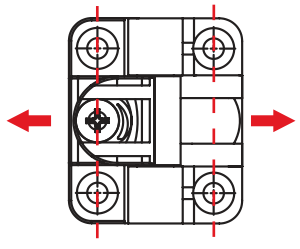

Radial load (N)

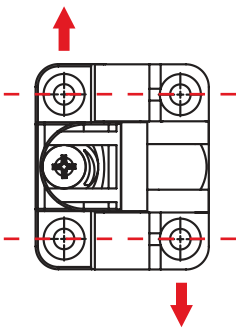

Item No.
249920

tel | 800 847 0486 fax | 866 561 6617

2099 Series
Torque Hinge

NEW

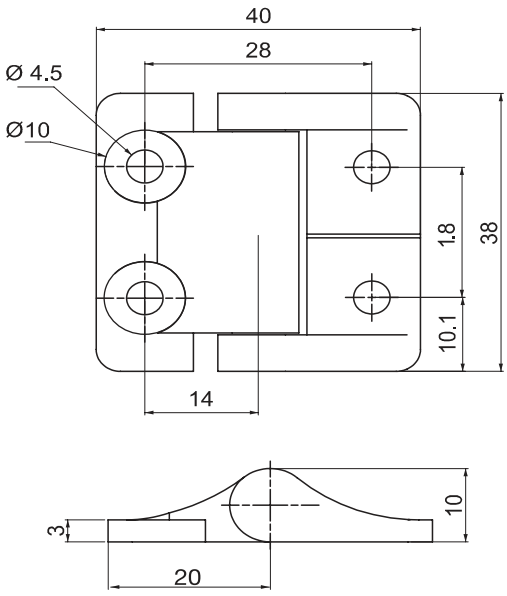

Specifications:
- Material: Zinc Alloy
- Pin: Steel
- Finish: Black Powder Coated

Features:
- 2.3 Nm symmetric torque
- Over 25,000 cycle life wihtin +- 20% of static torque spec
- Requires M5 or equivelevnt screws for mounting

Item No.
209912

INDEXING (DETENT) HINGES

2599 Series
Indexing (Detent) Hinge

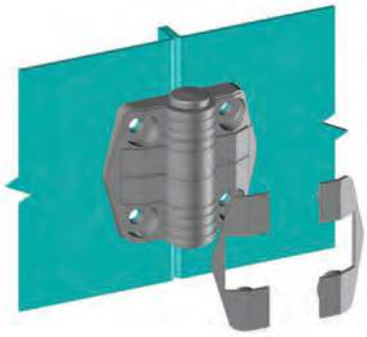

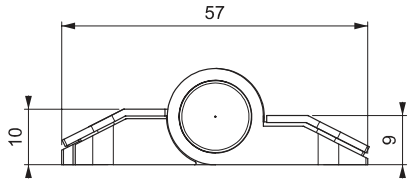

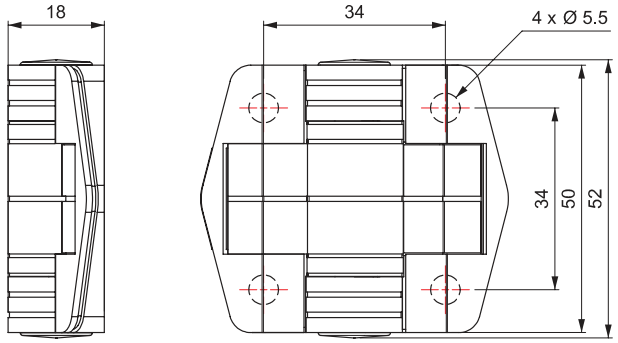

Specifications:
• Material: Nylon Black (PA6 30% GF)
Pin: Steel (EKN6222)

Features:
• Contact Essentra for different angle or torque
• Indexing feature allows the hinge to hold its position at the specified angle

Item No.	Force (N - m)	Position
25992010	Non-indexed	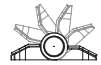
25992021	0.7	80° 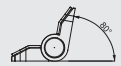
25992022	1.1	
25992023	1.7	
25992031	0.7	115° 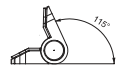
25992032	1.1	
25992033	1.7	
25992041	0.7	150° 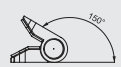
25992042	1.1	
25992043	1.7	

tel | 800 847 0486 fax | 866 561 6617

090 Series
Side Hinge (10mm) - Version 1

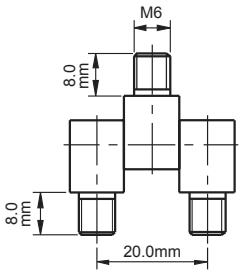

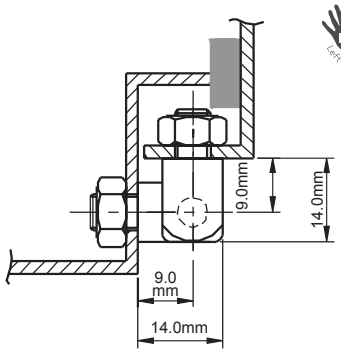

Specifications:
- Material: Brass
- Finish: See Table

Features:
- Brass 10mm parts supplied separated
- For different dimensions contact Essentra

---

091 Series
Side Hinge (12mm) - Version 2

LINE EXTENSION

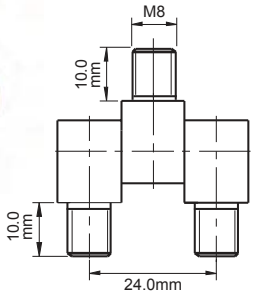

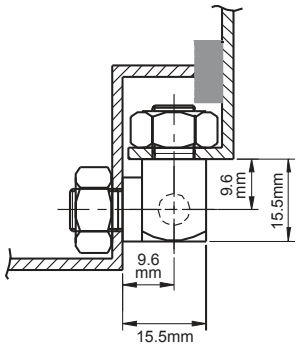

Specifications:
- Material: Brass
- Finish: See Table

Features:
- Three 12mm brass parts supplied separated
- For different dimensions contact Essentra

---

092 Series
Side Hinge (12mm) - Version 3



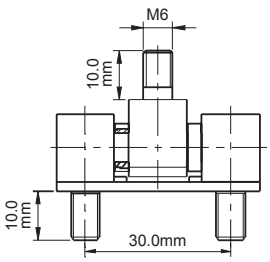

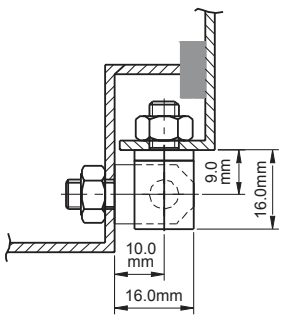

Specifications:
- Material: Brass
- Finish: See Table

Features:
- Three 12mm brass parts supplied separated
- For different dimensions contact Essentra

Item Number	Hinge Rotation	Finish	Thread (A)	Version
09030	180°	No Finish	M6	1
09034	180°	Nickel	M6	1
09130	180°	No Finish	M8	2
• **09134**	180°	Nickel Plated	M8	2
092306180	180°	No Finish	M6	3
09230690	90°	No Finish	M6	3
092308180	180°	No Finish	M8	3
09230890	90°	No Finish	M8	3
092316180	180°	Chrome	M6	3
09231690	90°	Chrome	M6	3
092318180	180°	Chrome	M8	3
09231890	90°	Chrome	M8	3

SIDE MOUNT HINGES

192 Series
Side Hinge (12mm) - Version 1

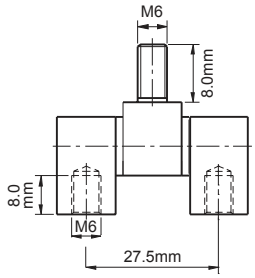

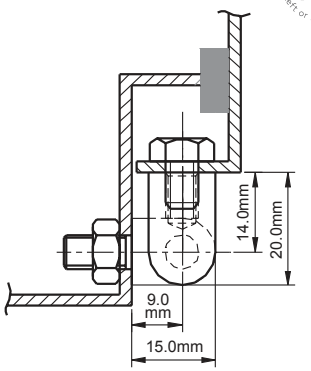

Specifications:
- Material: Brass
- Finish: See Table

Features:
- Side-mounted hinge
- 12mm brass parts supplied separated
- Parts tightly fitted

---

093 Series
Side Hinge (16mm) - Version 2

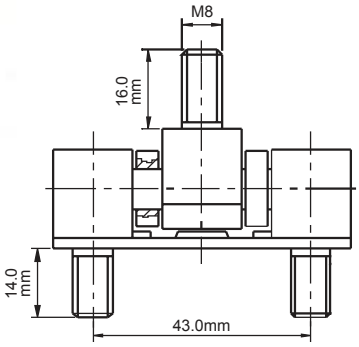

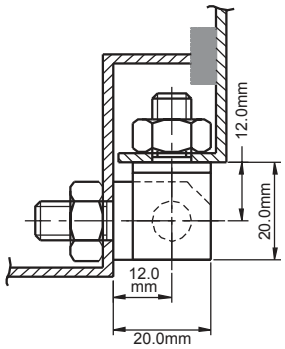

Specifications:
- Material: Brass
- Finish: See Table

Features:
- Side-mounted hinge
- 16mm brass parts supplied separated
- Parts assembled by installation plate

---

193 Series
Side Hinge (16mm) Version 3

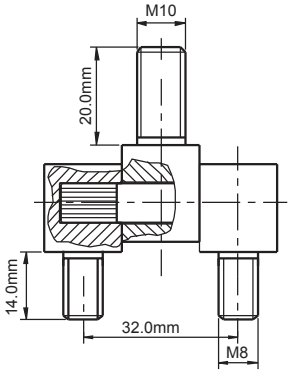

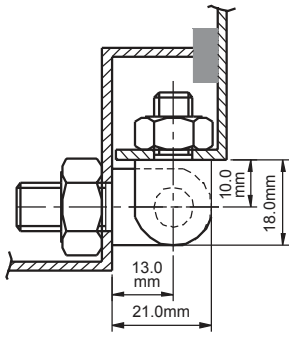

Specifications:
- Material: Brass
- Finish: See Table

Features:
- Side-mounted hinge
- 16mm brass parts supplied separated
- Parts tightly fitted

Item No.	Hinge Rotation	Finish	Thread	Version
19231	180°	Chrome	M6	1
09330	100°	No Finish	M8	2
09331	100°	Chrome	M8	2
19331	180°	Chrome	M8 / M10	3

793 Series
Side Hinge

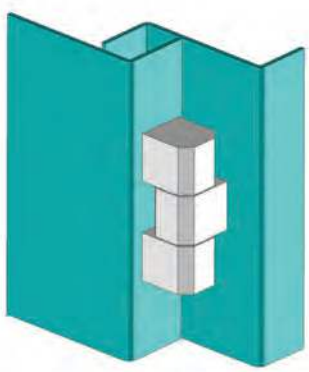

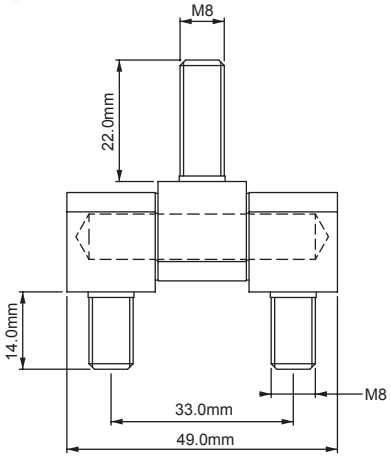

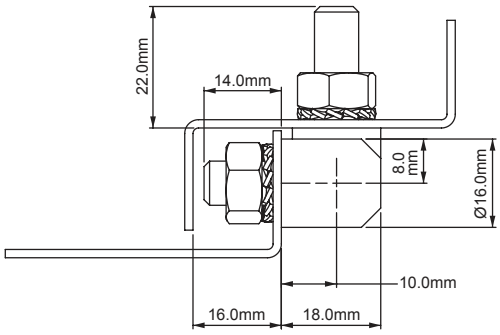

Specifications:
- Material: Steel
  Finish: Zinc Plated
  Nuts and washers are not supplied

Features:
- For medium voltage and heavy door panels
- Maximum hinge rotation 180°
- Ideal for electric panels and machinery cover applications

Item No.
79363

CUSTOM SOLUTIONS AVAILABLE

Our expertise ranges across multiple industries, supported by outstanding customer service. We can reduce your lead times and provide custom solutions and advice to help you achieve your business goals.

SIDE MOUNT HINGES

893 Series
Side Hinge

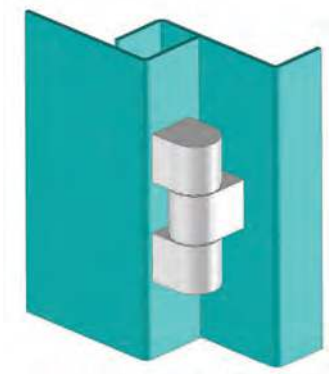

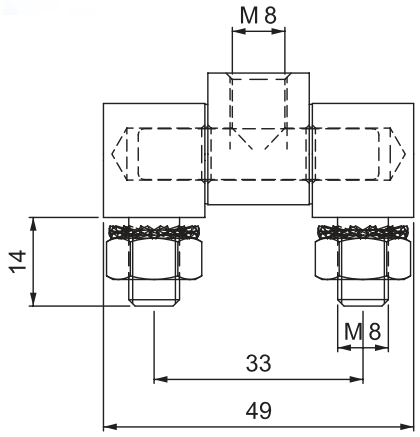

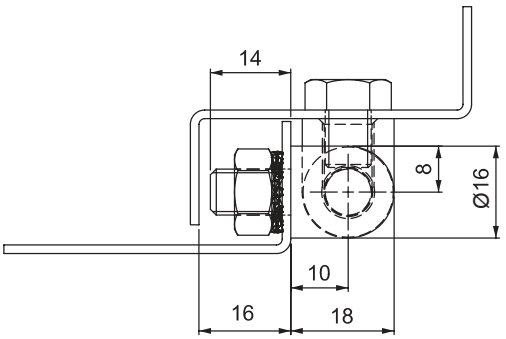

Specifications:
- Material: C45 Steel
- Finish: Zinc Plated
- Nuts and washers are not supplied

Features:
- For medium voltage and heavy door panels
- Maximum hinge rotation 180°
- Assembly screws supplied
- Ideal for electric panels and machinery cover applications

Item No.
89363M

GASKETING & SEALS

See pages 630 - 633 or visit www.essentracomponents.com

tel | 800 847 0486 fax | 866 561 6617

SIDE MOUNT HINGES - LIFT-OFF

393 Series
Side Hinge - Lift-Off

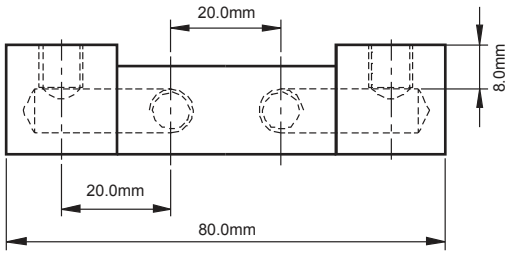

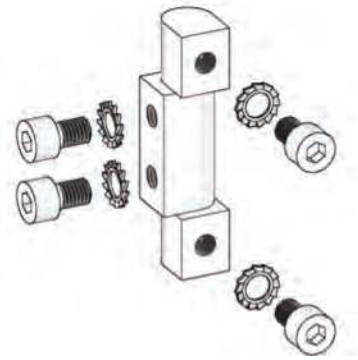

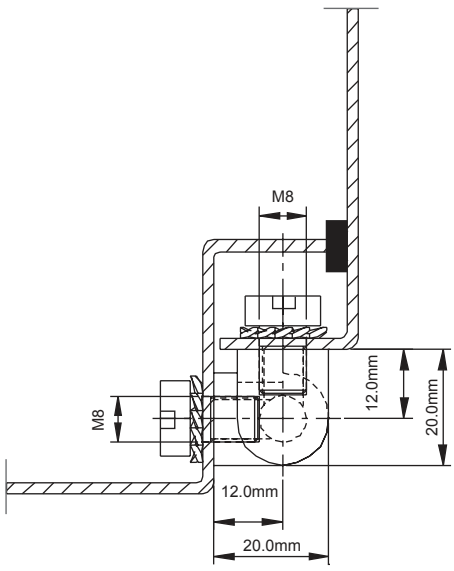

Specifications:
- Material: Brass
  Finish: Chrome
- Brass is DIN 17672 rated

Features:
- For medium voltage and heavy door panels
- Maximum hinge rotation 180°
- Assembled using special screws (supplied)
- Ideal for electric panels and machinery cover applications

Item No.	Thread
39331	M8

SIDE MOUNT HINGES

293 Series
Side Hinge



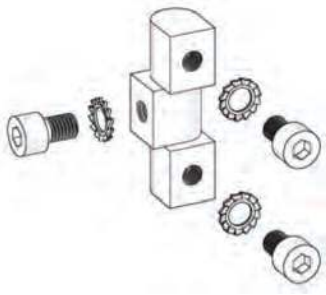

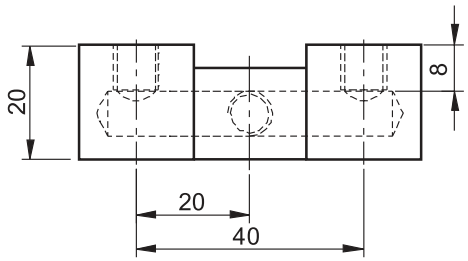

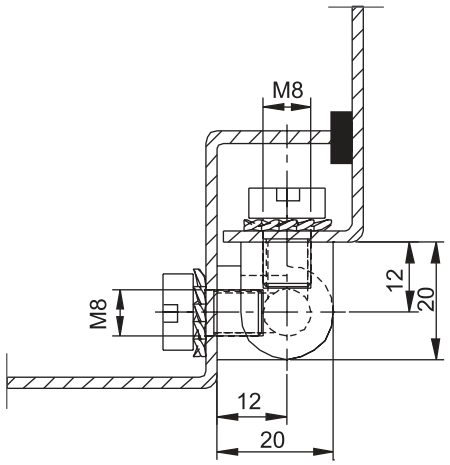

Specifications:
- Material: Brass
- Finish: Chrome Plated
- Compliant to DIN 17672

Features:
- For medium voltage and heavy door panels
- Hinge parts produced from hardened steel
- Ideal for electric panels and machinery cover applications
- Suitable for left and right hand applications
- Bolts and washers are included

Item No.	Hinge Rotation	Material	Finish	Thread
29331	180°	Brass	Chrome	M8

tel | 800 847 0486 fax | 866 561 6617

SIDE MOUNT HINGES - LIFT-OFF

993 Series
Lift-Off Side Hinge

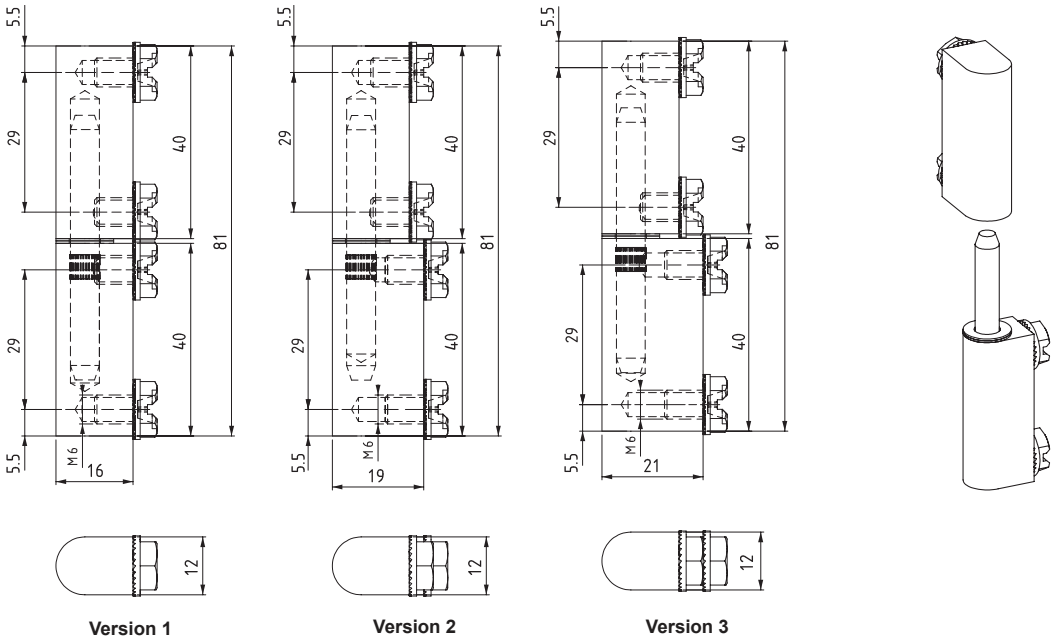

Version 1 **Version 2** **Version 3**

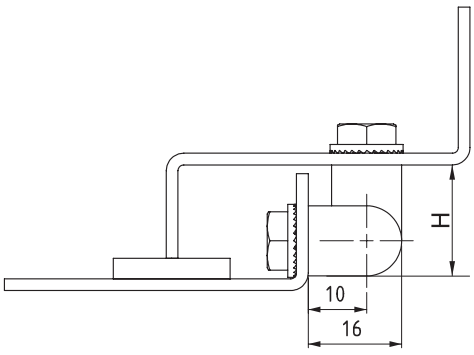

Specifications:
- Material:
  Body: Brass
- Finish: Chrome

Features:
- Fastening bolts are supplied
- Maximum hinge rotation 180°

Item No.	Height (H)	Version
9933116	16	1
9933119	19	2
9933121	21	3

SIDE MOUNT HINGES - LIFT-OFF

493 Series
Side Hinge - Lift-Off

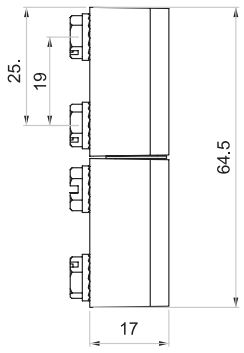

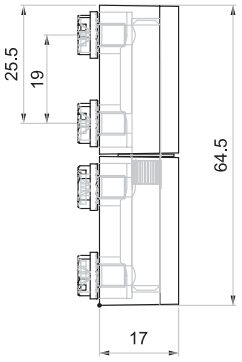

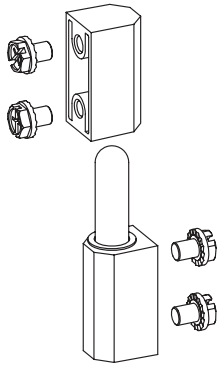

Version 1

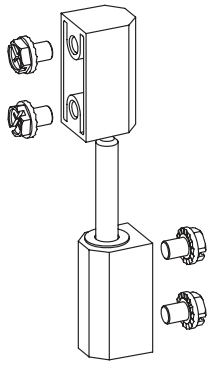

Version 2

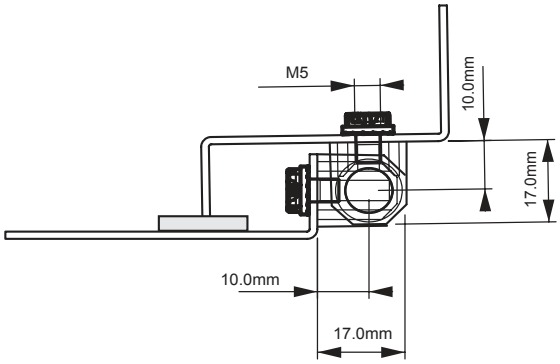



Specifications:
- Material:
  Body: Zinc Alloy
  Pin: See Table
  Finish: See Table

Features:
- Lift-off Hinge
- Version 2 is recommended for heavy doors due to Stainless Steel Pin
- Ideal for electric panels and machinery cover applications
- Maximum hinge rotation 180°
- Bolts are included with hinge

	Item No.	Version	Pin Material	Material / Finish
	493111M	1	Zinc Alloy	Chrome Plated
•	**493112M**	2	Stainless Steel	Black Powder Coated
	493121M	1	Zinc Alloy	Black Powder Coated
•	**493122M**	2	Stainless Steel	Black Powder Coated

SIDE MOUNT HINGES - LIFT-OFF

1293 Series
Side Hinge - Lift-Off

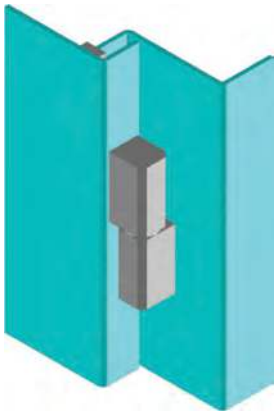

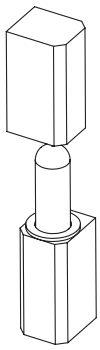

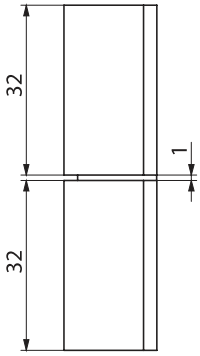

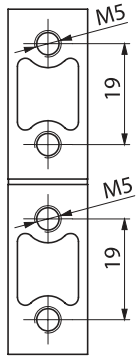

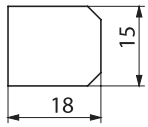

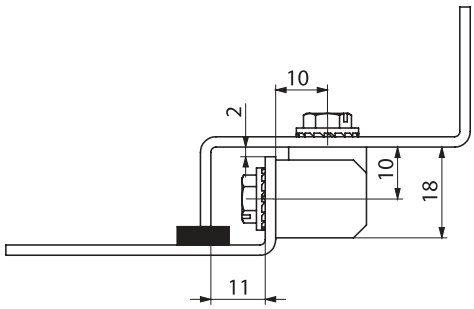

Specifications:
- Material: Steel
  Body: Stainless Steel (AISI 304)
  Pin: Stainless Steel (AISI 303)
- Bolts are provided

Features:
- Lift off feature

Item No.	Hinge Rotation
129340	180°

SIDE MOUNT HINGES - LIFT-OFF

191 Series
Side Hinge - Lift-Off

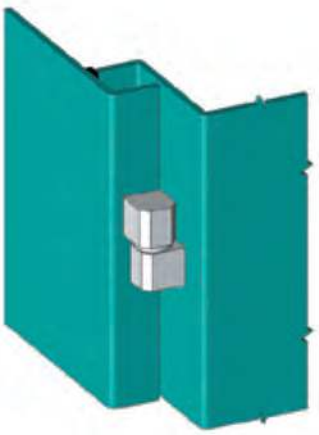

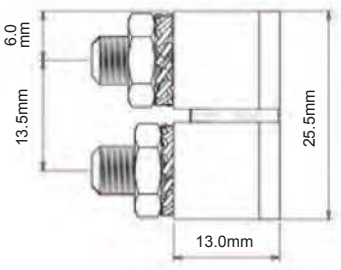

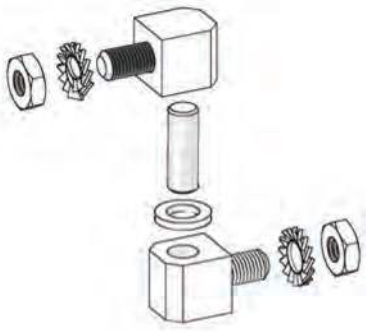

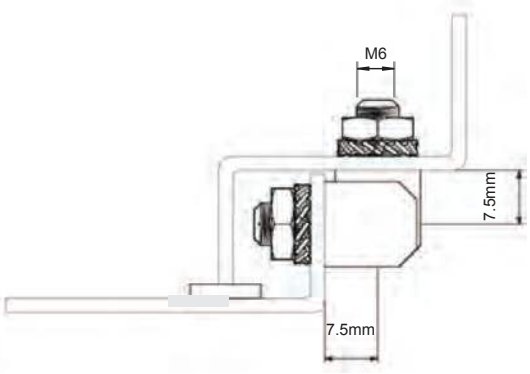

Specifications:
- Material: Steel
- Finish: Zinc Plated

Features:
- 12mm blocks
- Ideal for electric panels and machinery cover applications
- Maximum hinge rotation 180°
- Nuts and washers are included

Item No.
19163M

tel | 800 847 0486 fax | 866 561 6617

1093 Series
Side Hinge



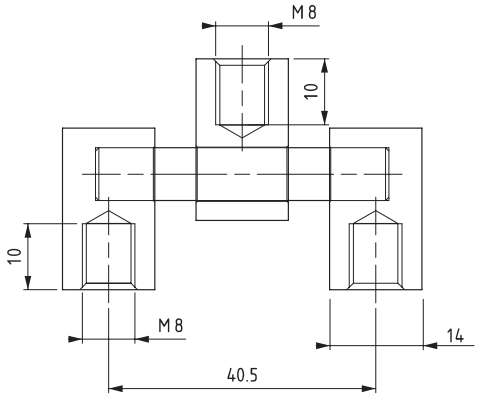

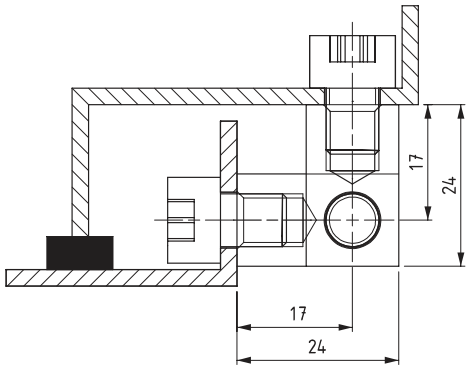

Specifications:
- Material: Steel
  Body: Brass
  Pin: Steel
- Finish: Chrome plated

Features:
- Side mounted hinge
- Pin length can be modified

Item No.	Hinge Rotation
109331	180°

SIDE MOUNT HINGES

593 Series
Side Hinge

Version 1 - with Spacer

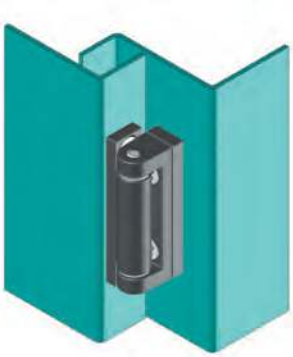

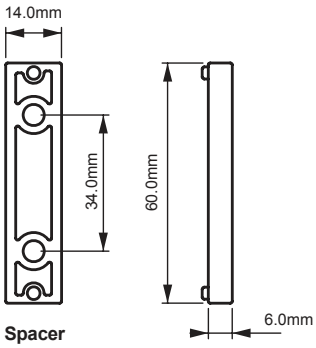

Spacer

Version 2 - without Spacer

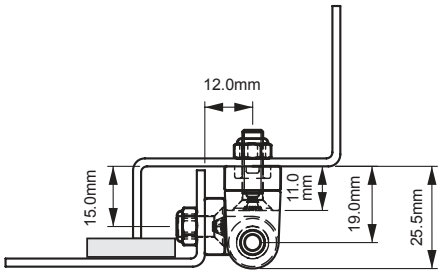

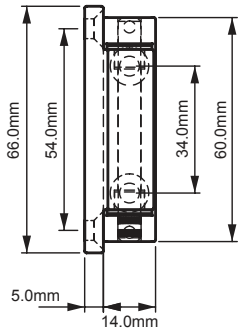

Specifications:
Material: Zinc Alloy
Pin: Stainless Steel
Finish: See Table
• DIN-EN 1774 rated
• Bolts are not supplied

Features:
• Ideal for electric panels and machinery cover applications
• Maximum hinge rotation 180°
• Spacer bar available for different dimensions

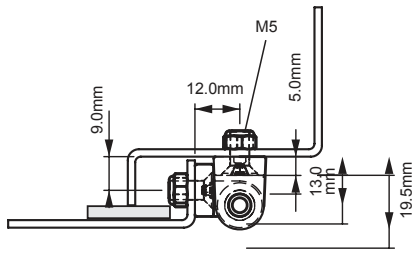

Item No.	Finish	Version
5931125	Chrome Plated	1
5931225	Black Powder Coated	1
5931119	Chrome Plated	2
5931219	Black Powder Coated	2

HIW Series
Weld-On Bullet Hinges

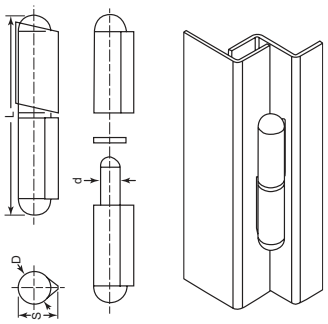

Specifications:
- Material: See Table

Features:
- Flat surfaces for easy welding
- Can be mounted in several configurations

Item No.				L		D		d		S	
Steel	Steel with Brass Pin	Aluminum	Stainless Steel	in	mm	in	mm	in	mm	in	mm
HIW488A	HIW497A	—	—	1.575	40.0	0.315	8.0	0.197	5.0	0.394	10.0
HIW489A	HIW498A	—	—	1.969	50.0	0.315	8.0	0.197	5.0	0.394	10.0
HIW490A	HIW499A	HIWAL506A	HIWSS510A	2.362	60.0	0.394	10.0	0.236	6.0	0.492	12.5
HIW491A	HIW500A	—	—	2.756	70.0	0.453	11.5	0.236	6.0	0.520	13.2
HIW492A	HIW501A	HIWAL507A	HIWSS511A	3.150	80.0	0.512	13.0	0.315	8.0	0.630	16.0
HIW493A	HIW502A	HIWAL508A	HIWSS512A	3.937	100.0	0.630	16.0	0.394	10.0	0.787	20.0
HIW494A	HIW503A	HIWAL509A	HIWSS513A	4.724	120.0	0.630	16.0	0.394	10.0	0.787	20.0
HIW495A	HIW504A	—	—	5.906	150.0	0.787	20.0	0.512	13.0	0.984	25.0
HIW496A	HIW505A	—	—	7.087	180.0	0.787	20.0	0.512	13.0	0.984	25.0

100 Series
Corner Hinge

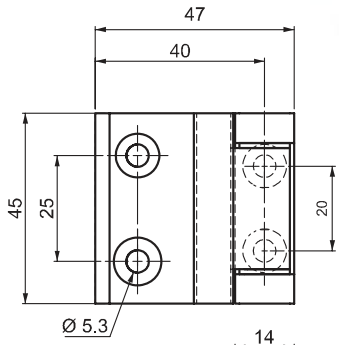

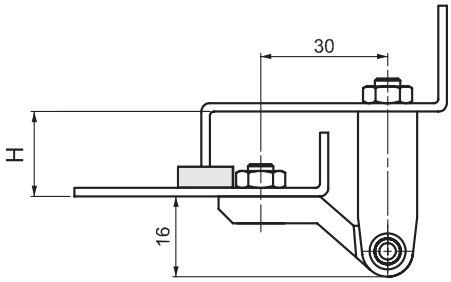

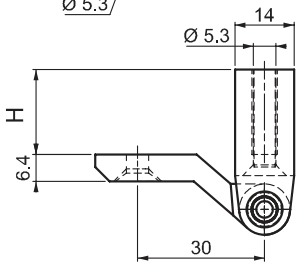

Specifications:
- Material: Zinc Alloy
- Pin Material: Stainless Steel
- Bearing: Delrin
- Finish: Black Powder Coated
- Hinge Pin: Stainless Steel
- Bolts are not provided

Features:
- Generally used for plain/flush-mounted doors
- Stud versions fitted with M6x12mm threaded stud
- Maximum hinge rotation 180°
- Please contact Essentra for alternate heights

	H
Item No.	Height (mm)
1001200	0
100125	5
100127	7
1001210	10
1001225	25

CORNER MOUNT HINGES - HVAC

600 Series
HVAC Hinge Offset Surface Mount

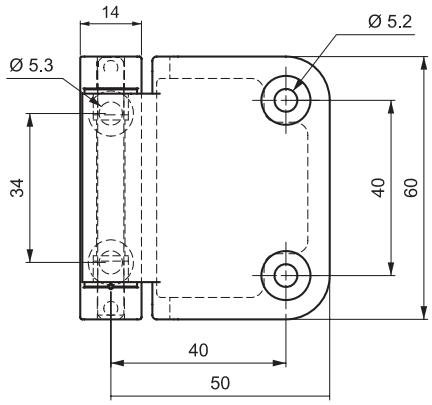

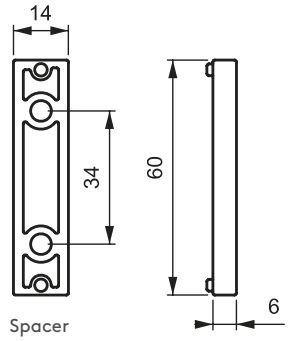

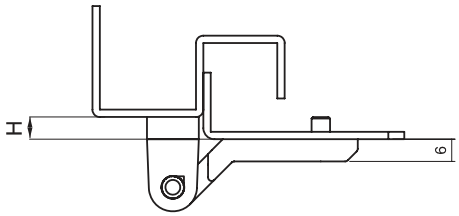

Specifications:
- Material:
  Body: Refer to chart
  Pin: Stainless Steel, Steel
  Bearing: Delrin
- Finish: Refer to chart

Features:
- Central air conditioning units, electrical panels and machinery covers
- Suitable for left and right hand applications
- Designed for plain flush mounted /doors

Item No.	Material	Hinge Rotation	Finish
60012003	Zinc Alloy	180°	Black
60040003	Stainless Steel	180°	Natural

tel | 800 847 0486 fax | 866 561 6617

600 Series
HVAC Hinge - Corner Mount

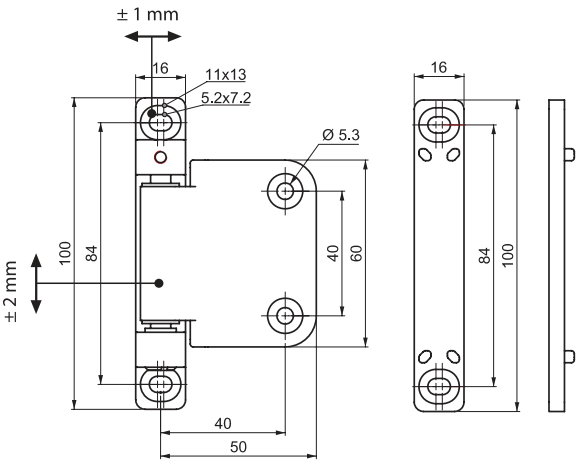

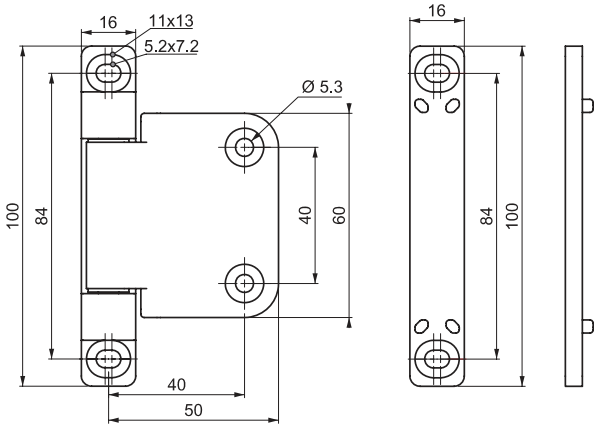

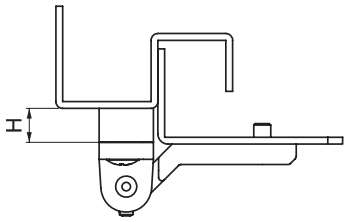

Specifications:
- Material:
  Body: Zinc Alloy
  Pin: Steel
  Bearing: Delrin
- Finish: Black Powder Coated

Features:
- Central air conditioning units, electrical panels and machinery covers
- Suitable for left and right hand applications
- Designed for plain flush mounted /doors

Item No.	Material	Hinge Rotation	Finish
60012001001	180°	Black	Right Hand
60012001002	180°	Natural	Left Hand

CORNER MOUNT HINGES - HVAC

700 Series
HVAC Hinge - Flush Mount Offset

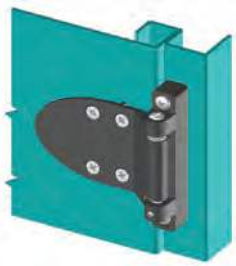

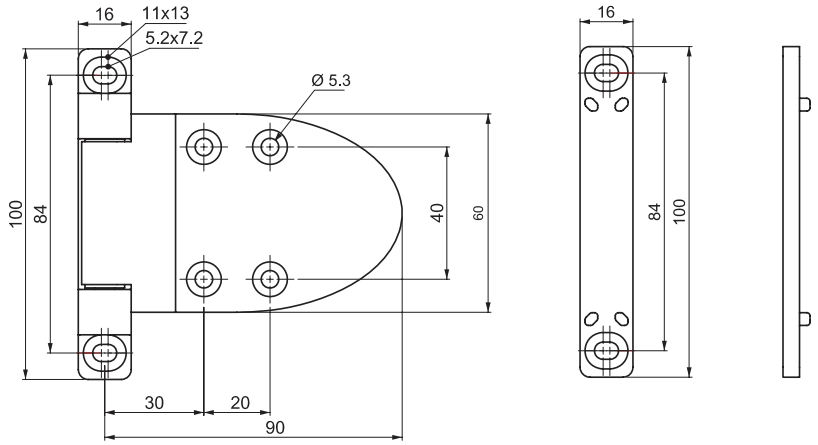

Specifications:
- Material:
  Body: Zinc Alloy
  Pin: Steel
  Bearing: Delrin
- Finish: Black Powder Coated
- Hinge Rotation 180°

Features:
- Designed for plain, flush mounted doors (no offset)
- Hinge comes fully assembled to reduce assembly time
- For offsest options please consult factory for details

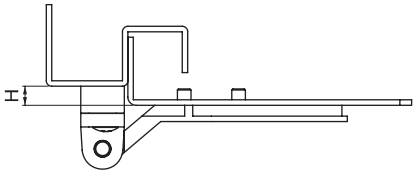

Item No.
70012002

tel | 800 847 0486 fax | 866 561 6617

200 Series
Corner Hinge

Version 1 - Stud and Through Hole

Version 2 - Through Hole

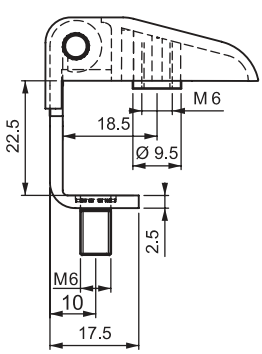

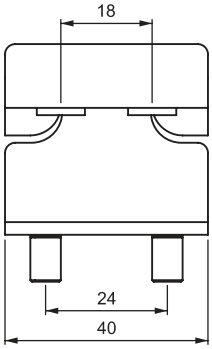

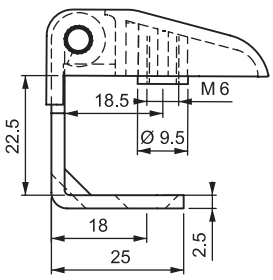

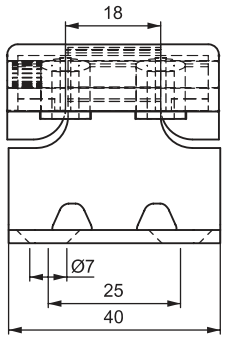

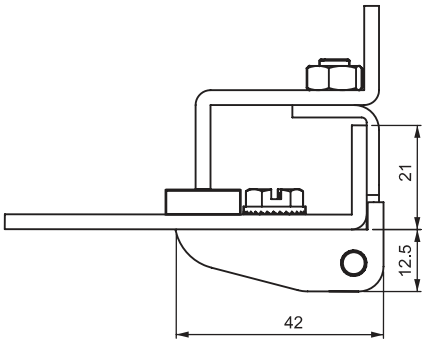

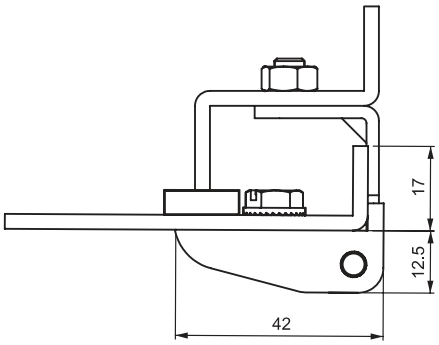

Specifications:
- Material:
  Frame Part: Zinc Alloy
  Frame Part: Steel
  Pin: Steel
- Finish: Black Powder Coated

Features:
- For door corners with 21mm bend
- M6 bolt supplied with stud version
- Fastened with M6 screws
- Hinge rotation 180°

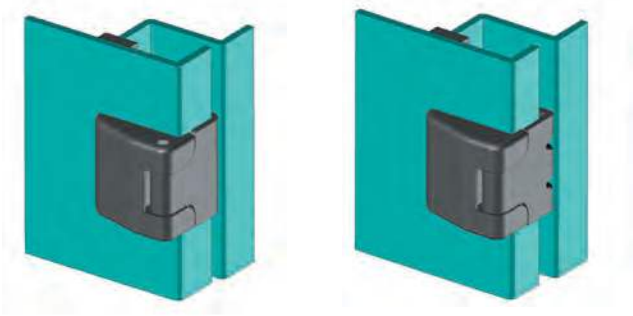

Item No.	Version	Through Hole / Stud
20012171	1	Stud
20012170	1	Through Hole
20012250	2	Through Hole

CORNER MOUNT HINGES

498 Series
Corner Hinge

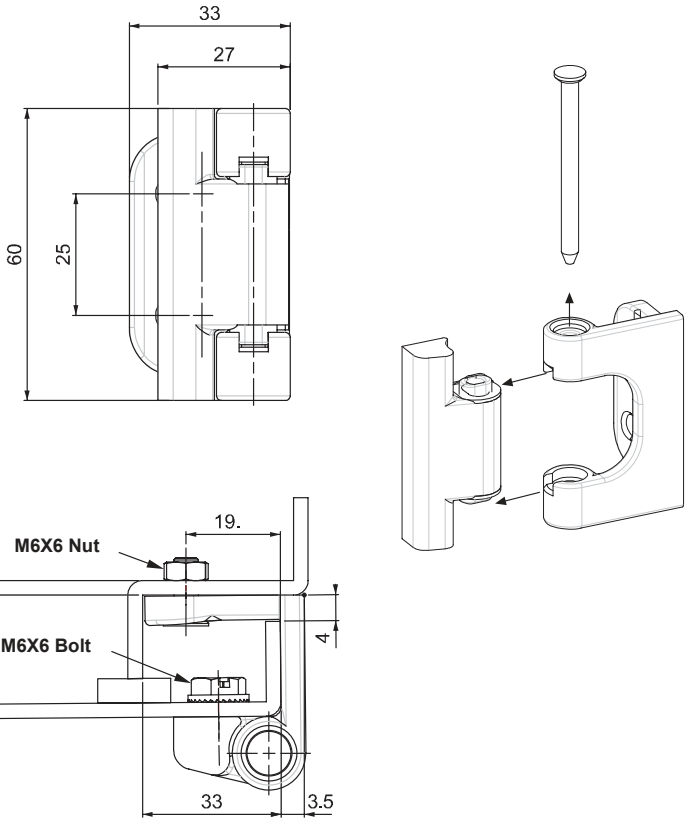

Specifications:
- Material:
  Body: Zinc Alloy, Nylon Black (PA6 30% GF)
  Pin: Plastic
- Finish: Plack Powder Coated

Features:
- For door corners with 25 mm bend
- Hinge rotations 180°
- Removable pin for easy door removal
- Bolts are not supplied with hinge

Item No.
49812

tel | 800 847 0486 fax | 866 561 6617

400 Series
Corner Hinge



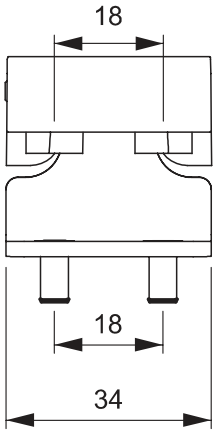

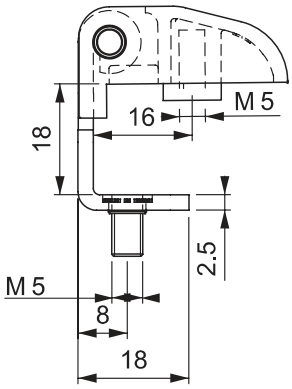

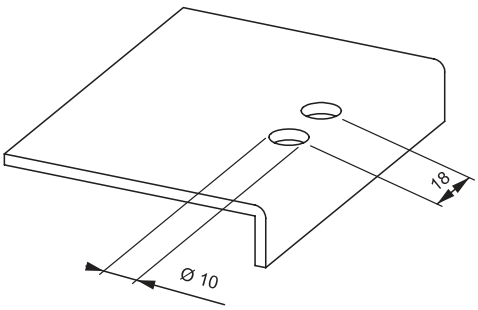

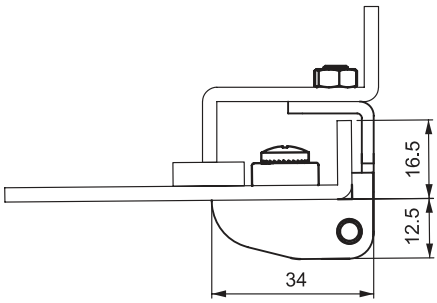

Specifications:
- Material:
  Body: See Table
  Installation Bracket: Steel Pin: Steel
- Finish: See Table

Features:
- For door corners with 16.5mm bend
- M5 bolts supplied for stud version
- Nylon mounting bracket supplied for installation
- Hinge rotation 180°

Item No.	Through Hole / Stud	Body Material	Finish / Color
40012181	Stud	Zinc Alloy	Black Powder Coated
40020181	Through Hole	Nylon	Black

CORNER MOUNT HINGES

098 Series
Corner Hinge

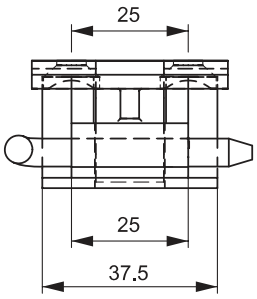

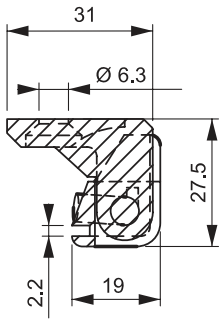

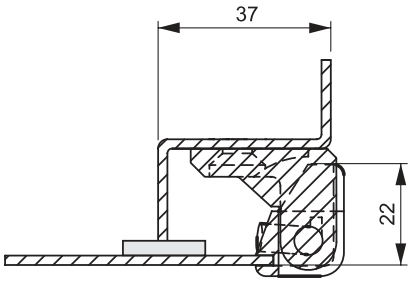



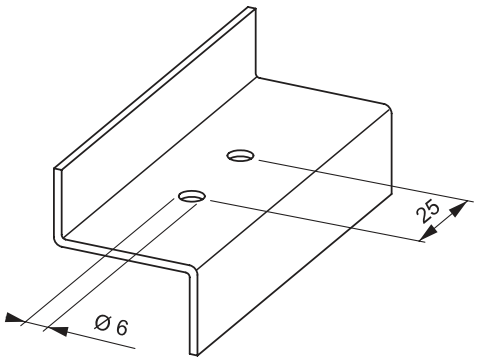

Cut-Out

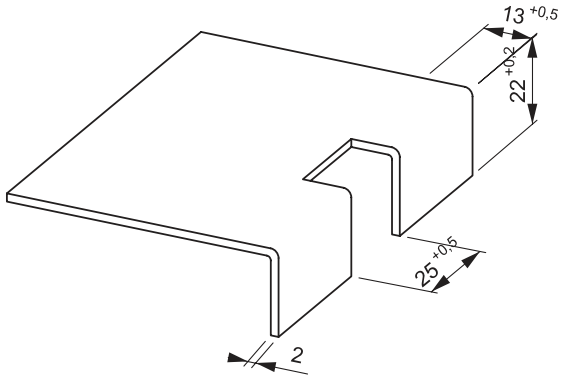

Cut-Out

Pin

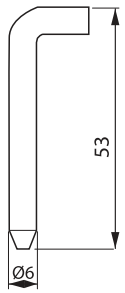

Specifications:
- Material:
  Body: Zinc Alloy
  Pin: Steel
- Finish: See Table
- Bolts are not supplied with hinge

Features:
- Suitable for steel panels with a thickness between 1.5 - 2.0mm
- Hinge rotation 180°

Item No.	Finish
098112	Chrome Plated
098122	Black Powder Coated

tel | 800 847 0486 fax | 866 561 6617

398 Series
Corner Hinge

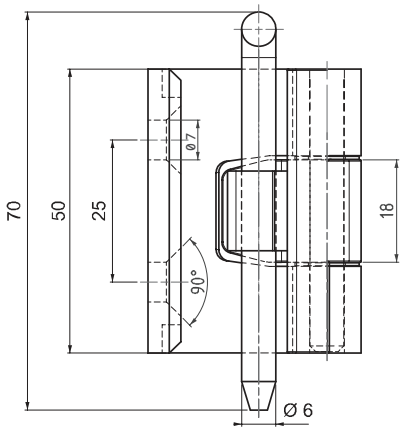

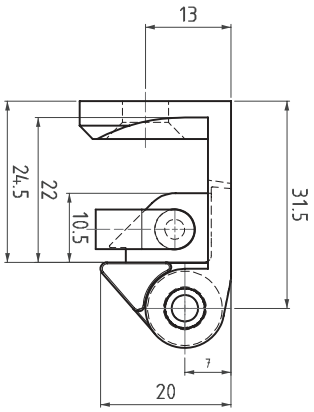

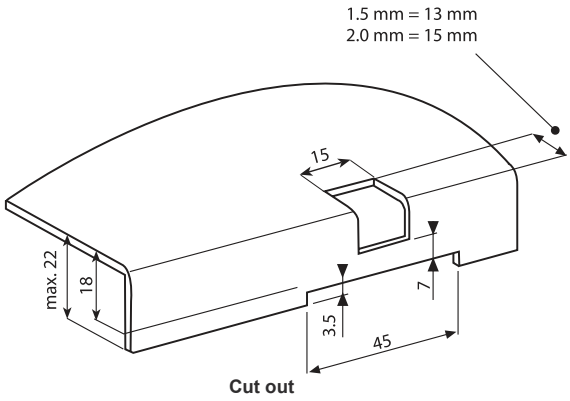

Specifications:
- Material:
  Body: Zinc Alloy
  Pin: Steel
  Finish: Chrome Plated, Black Powder Coated
- Bolts are not supplied with hinge

Features:
- Suitable for 25 mm bend in door
- Single hinge pin
- Suitable for left and right hand applications

Item No.	Hinge Rotation	Finish	Color
398122	180°	Black Powder Coated	Black

CORNER MOUNT HINGES

097 Series
Corner Hinge

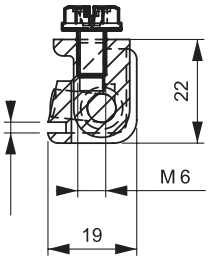

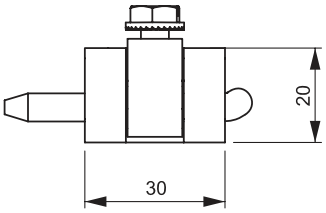

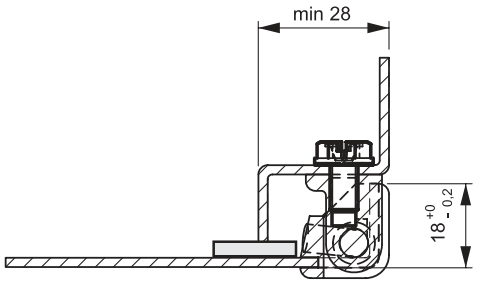

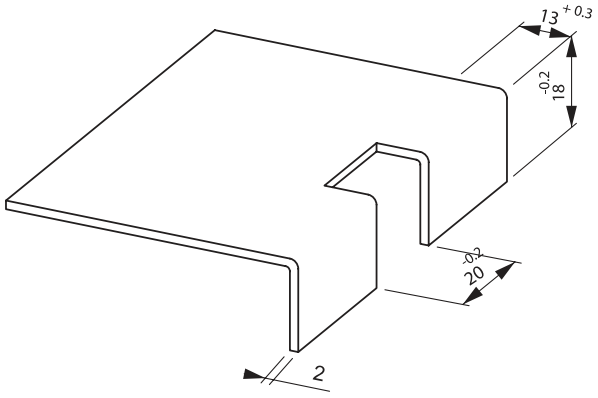

Cut-Out

Pin

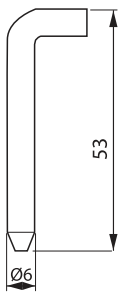

Specifications:
- Material:
  Base: See Table
  Pin: Steel
  Finish: See Table

Features:
- Hinge rotation 180°
- Please contact Essentra for alternate pin styles or thicker panel options

			Panel Thickness
Item No.	Base Material	Base Finish	mm
09711215	Zinc Alloy	Chrome Plated	1.0 - 1.2
09711222	Zinc Alloy	Chrome Plated	1.5 - 2.0
09712215	Zinc Alloy	Black Powder Coated	1.0 - 1.2
09712222	Zinc Alloy	Black Powder Coated	1.5 - 2.0
09740215	Stainless Steel	Electropolished	1.0 - 1.2
09740222	Stainless Steel	Electropolished	1.5 - 2.0

tel | 800 847 0486 fax | 866 561 6617

197 Series
Corner Hinge

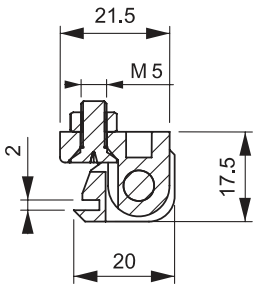

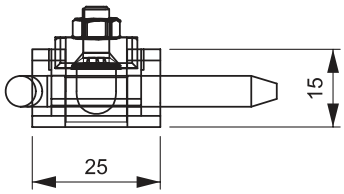

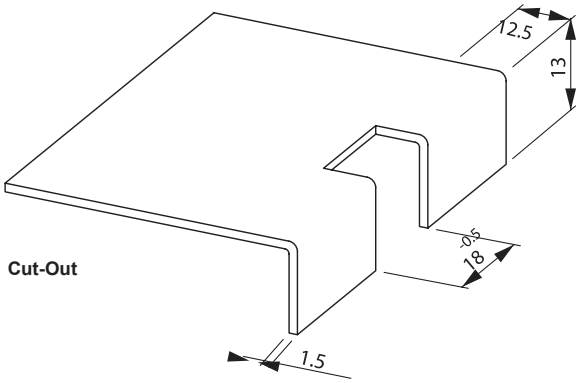

Cut-Out

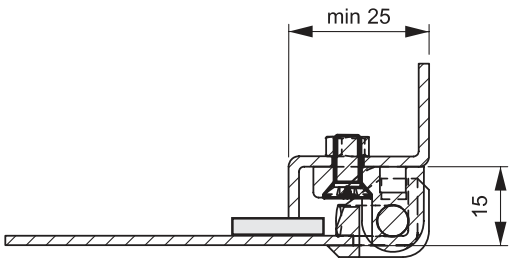

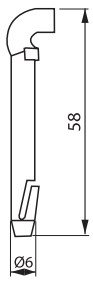

Specifications:
• Material:
Body: Nylon, Black (PA6 30% GF)
Pin: Delrin Steel

Features:
• Suitable for steel panels with a max thickness of 1.5mm
• Hinge rotation 180°
• For alternate pin options contact Essentra

Item No.
197201

CORNER MOUNT HINGES

297 Series
Corner Hinge

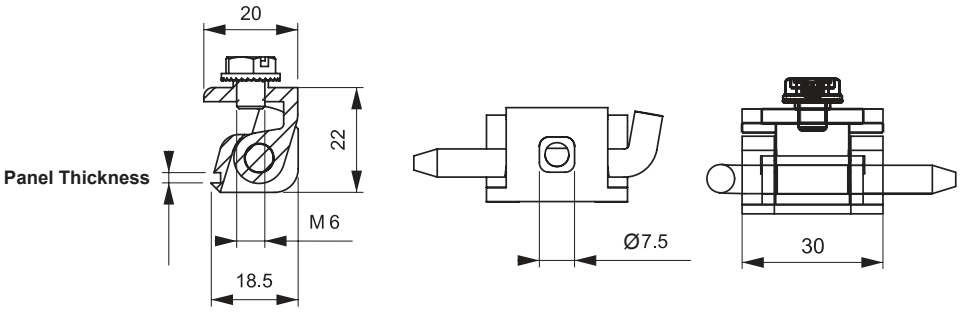

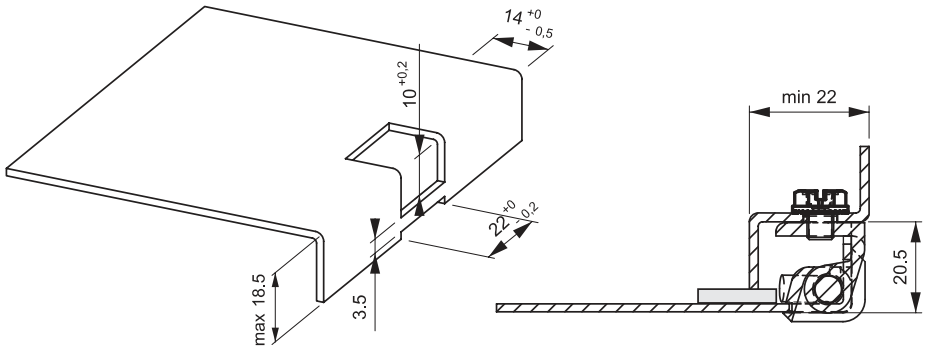

Cut-Out

1.0 - 1.5mm Panel Thickness
Version 1

1.5 - 2.2mm Panel Thickness
Version 2

Pin

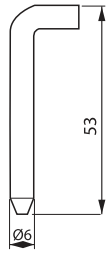

Specifications:
- Material:
  Base: Zinc Alloy
  Pin: Steel
- Finish: See Table

Features:
- Hinge rotation 180°
- Please contact Essentra for alternate pin styles

Item No.	Base Finish	Version	Panel Thickness (mm)
29711215	Chrome Plated	1	1.0 - 1.5
29711222	Chrome Plated	2	1.5 - 2.2
29712215	Black Powder Coated	1	1.0 - 1.5
29712222	Black Powder Coated	2	1.5 - 2.2

tel | 800 847 0486 fax | 866 561 6617

298 Series
Corner Hinge

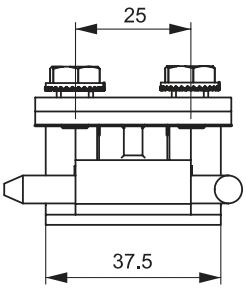

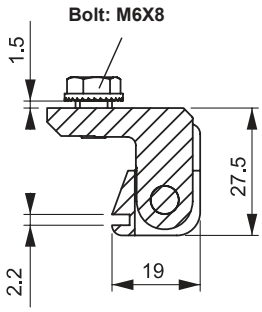

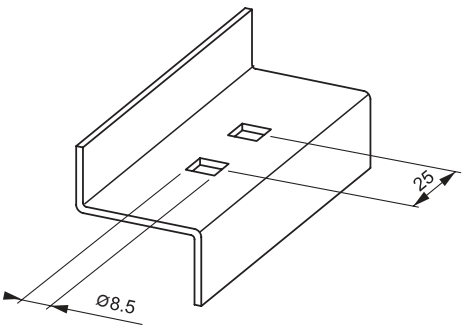

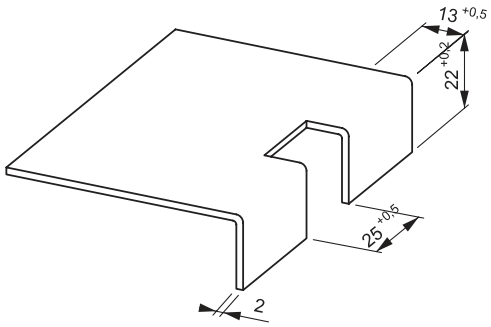

Cut-Out

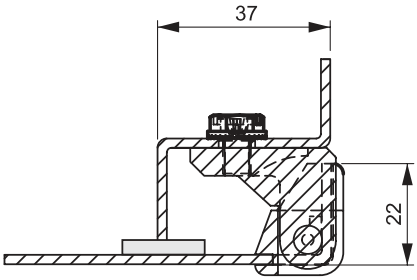

Specifications:
- Material:
  Body: Zinc Alloy
  Pin: Steel
- Finish: Black Powder Coated

Features:
- Ideal application for large electrical panels
- Hinge rotation 180°
- Corner Hinge, suitable for steel panels with a thickness between 1.5 - 2.0mm
- Includes M6 threaded studs for fastening

Pin

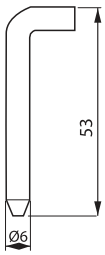

Item No.
298122

CONCEALED HINGES - SPRING LOADED

389 Series
Concealed Hinge - Spring Loaded

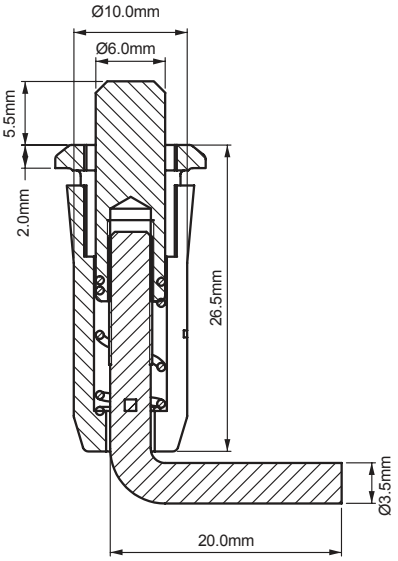

Specifications:
- Material: Nylon (PA6 30% GF)
  Pin Material: Steel
- Color: Black
- Compliant to DIN-EN ISO 1043-1 (Nylon)

Features:
- For internally mounted doors
- Hinge rotation 110°
- Spring-loaded hinge for easy door removal
- Clip installation for easy assembly
- See Bottom Pivot Pin below for mating hinge pin - 320 Series

Item No.
389

320 Series
Bottom Pivot Pin

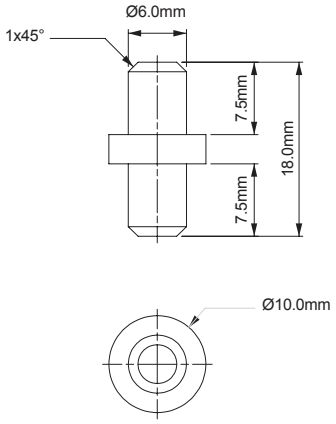

Specifications:
- Material: Steel
- Finish: Zinc Plated

Features:
- Used with 089, 189, and 389 Series

Item No.	Description	Used With
32003192	Bottom Pivot Pin	089, 189 & 389 Series

tel | 800 847 0486 fax | 866 561 6617

CONCEALED HINGES - SPRING LOADED

089 Series
Concealed Hinge

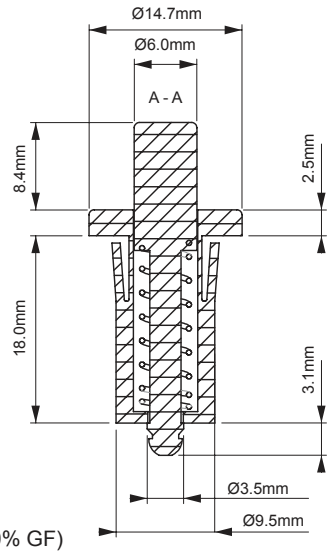



Specifications:
- Material:
  Body: Nylon (PA6 30% GF)
  Pin: Steel

Features:
- For internally mounted doors
- Hinge rotation 110°
- Spring loaded hinge for easy door removal
- Clip installation for easy assembly
- See Bottom Pivot Pin on page 688 for mating hinge pin - 320 Series

Item No.
089

189 Series
Spring Loaded Hinge

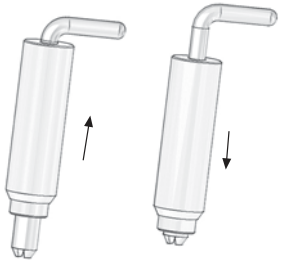

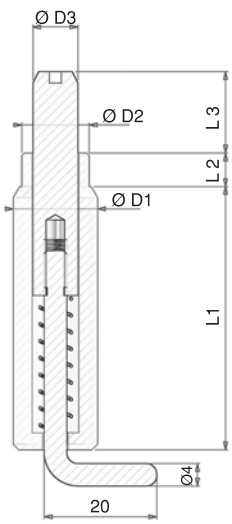

Specifications:
- Material: Steel
- Body Finish: Copper Plated
- Other Materials: Zinc Plated

Features:
- For internally mounted doors
- Hinge rotation 110°
- Spring loaded hinge for easy door removal
- Body is copper plated for easy welding

Item No.	D1	D2	D3	L1	L2	L3
18910	10	8.5	6	38	3.5	10
18912	12	9	6	38	3.5	10
18915	15	12	9	47	6	14.5

CONCEALED HINGES

295 Series
Concealed Hinges

Version 1

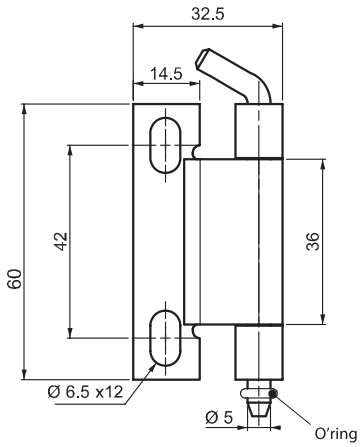

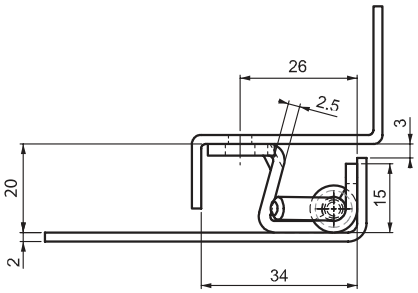

Version 2

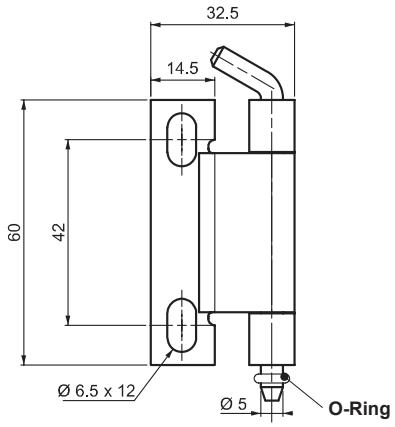



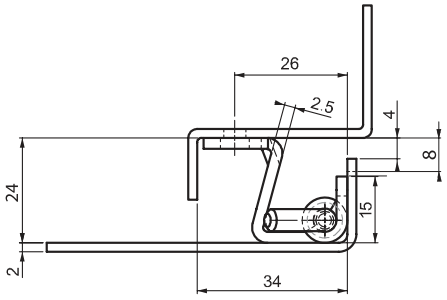

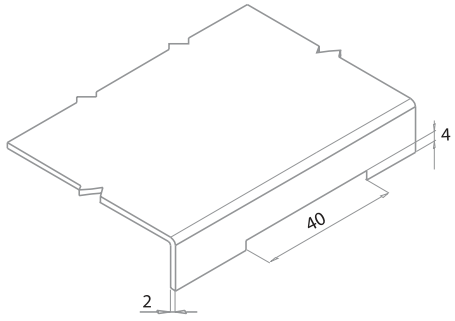

Specifications:
• Material: See Table

Features:
• For doors with a bend between 20 - 24mm
• Hinge rotation 120°
• Frame part is screwed on, door part is welded on
• O-Ring acts as retainer ring for pin: remove O-Ring to pull pin from hinge for door or panel removal

Item No.	Hinge Rotation	Material	Finish	Version
295401	120°	Stainless Steel	Stainless Steel	1
295402	120°	Stainless Steel	Stainless Steel	2
295631	120°	Steel	Zinc Plated	1
295632	120°	Steel	Zinc Plated	2

(Continued on next page >)

295 Series (Continued)
Concealed Hinges

Version 3

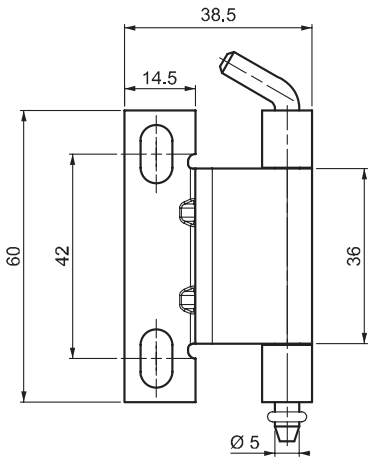

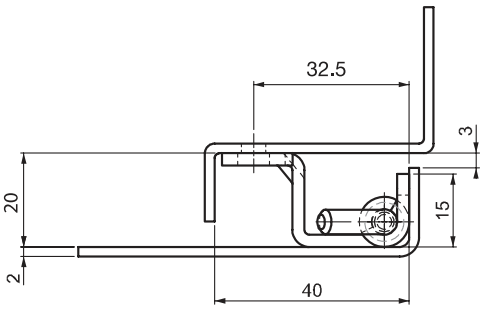

Version 4

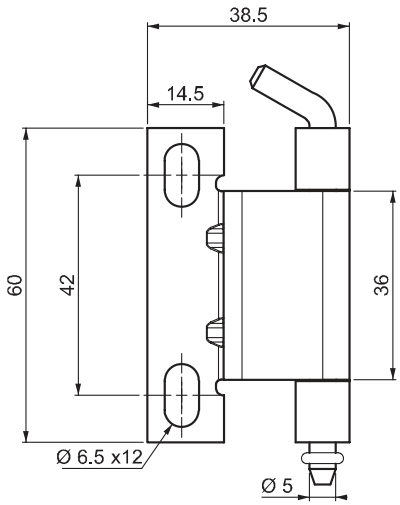

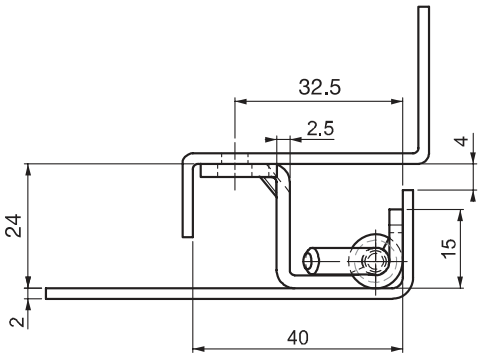

Specifications:
• Material: See Table
• Finish: See Table

Features:
• For doors with a bend between 20 - 24mm
• Hinge rotation 120°
• Frame part is screwed on, door part is welded on
• O-Ring acts as retainer ring for pin: remove O-Ring to pull pin from hinge for door or panel removal

Item No.	Material	Finish	Version
295403	Stainless Steel	Stainless Steel	3
295404	Stainless Steel	Stainless Steel	4
295633	Steel	Zinc Plated	3
295634	Steel	Zinc Plated	4

CONCEALED HINGES

289 Series
Concealed Hinges

Version 1

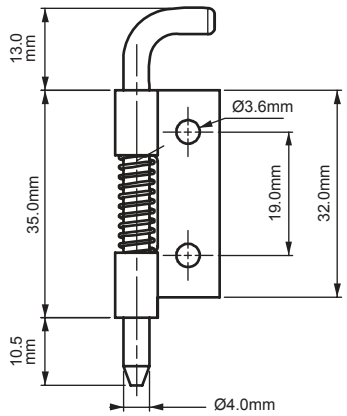

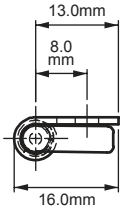

Version 2

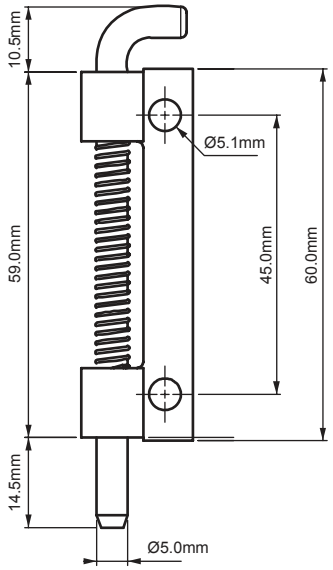

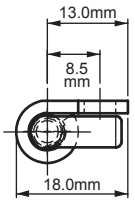

Specifications:
- Material: See Table
- Finish: See Table
- Bolts are not supplied

Features:
- For internally mounted doors
- Hinge rotation 135°
- Spring loaded hinge for easy door removal
- Both versions can be secured by screws or welding application

Item No.	Material	Finish	Version	Hand
289631001	Steel	Zinc Plated	1	Right
289631002	Steel	Zinc Plated	1	Left
289632001	Steel	Zinc Plated	2	Right
289632002	Steel	Zinc Plated	2	Left
289401001	Stainless Steel	Natural	1	Right
289401002	Stainless Steel	Natural	1	Left
289402001	Stainless Steel	Natural	2	Right
289402002	Stainless Steel	Natural	2	Left

395 Series
Concealed Hinges

Suitable for LH RH Left or Right Hand

Version 1

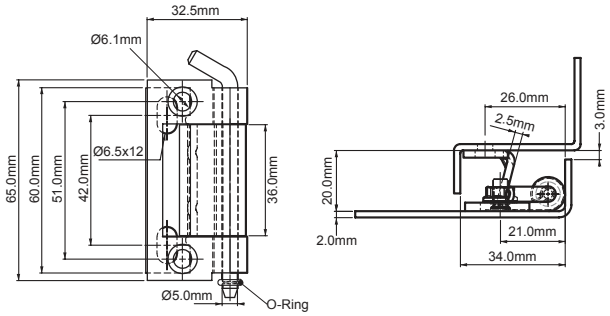

Version 2

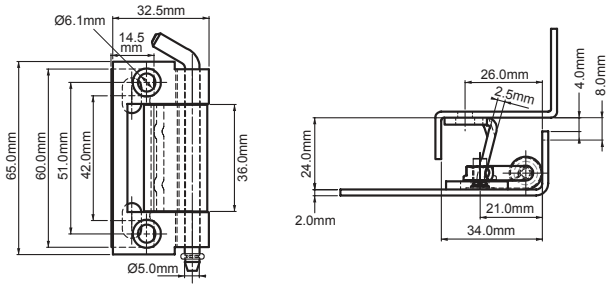

Version 3

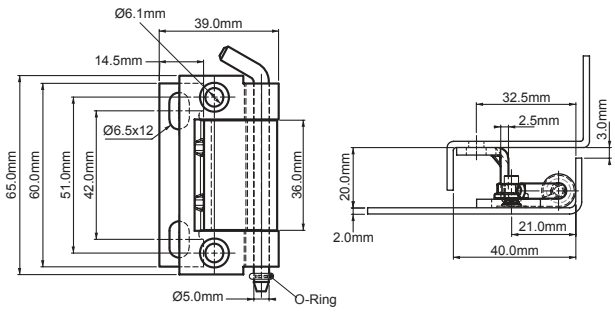

Version 4

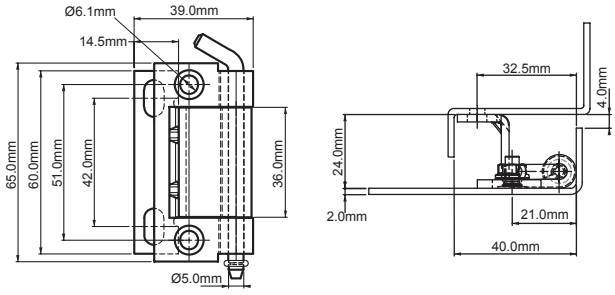

Specifications:
- Material: See Table
  Finish: See Table

Features:
- For doors with bend between 20mm and 24mm
- Hinge rotation 120°
- Ideal for electric panels and machinery cover applications
- Frame part screwed on, door part welded on
- Bolts are not included
- O-Ring acts as retainer ring for pin: remove O-Ring to pull pin from hinge for door or panel removal

Item No.	Material	Finish	Version
395631	Steel	Zinc Plated	1
395632	Steel	Zinc Plated	2
395633	Steel	Zinc Plated	3
395634	Steel	Zinc Plated	4
395401	Stainless Steel	Natural	1
395402	Stainless Steel	Natural	2
395403	Stainless Steel	Natural	3
395404	Stainless Steel	Natural	4

CONCEALED HINGES

695 Series
Concealed Hinge

Suitable for Left or Right Hand

Version 1

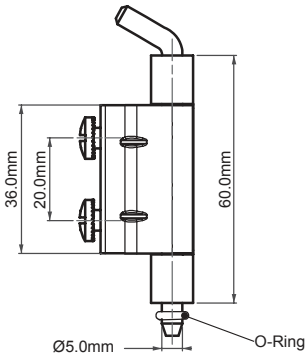

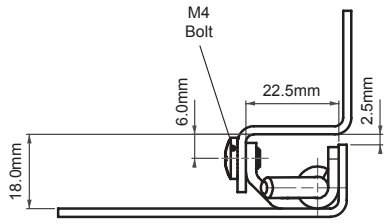

Version 2

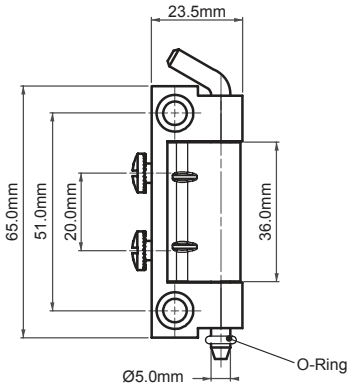

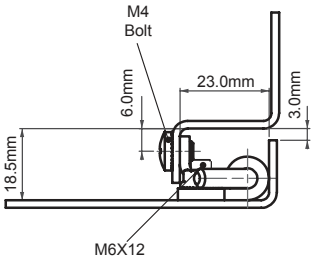

Stud weld fastening

Specifications:
- Material: See Table
  Finish: See Table
- Bolts are not included

Features:
- For doors with bend of 18mm
- Hinge rotation 120°
- Ideal for electric panels and machinery cover applications
- Frame part screwed on and door part can be welded or screwed on
- O-Ring acts as retainer ring for pin: remove O-Ring to pull pin from hinge for door or panel removal

Item No.	Material	Finish	Version
695631	Steel	Zinc Plated (weld part is copper plated)	1
695632	Steel	Zinc Plated	2
695401	Stainless Steel	Natural	1
695402	Stainless Steel	Natural	2

795 Series
Concealed Hinge

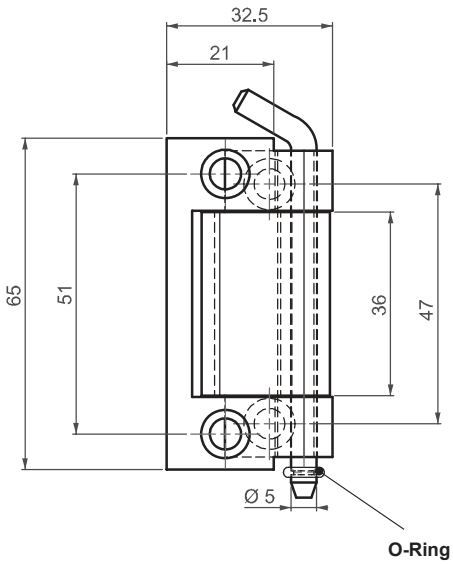

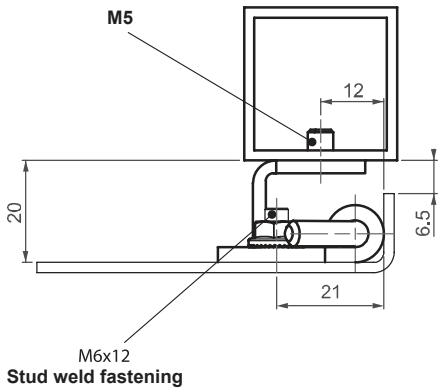

Specifications:
- Material: See Table
- Finish: See Table

Features:
- For internally mounted doors
- Hinge rotation 135°
- Spring loaded hinge for easy door removal
- Both versions are either screwed on or welded
- Bolts are not supplied
- O-Ring acts as retainer ring for pin: remove O-Ring to pull pin from hinge for door or panel removal

Item No.	Material	Finish
79540	Stainless Steel	Natural
79563	Steel	Zinc Plated

CONCEALED HINGES

995 Series
Concealed Hinge

Version 3

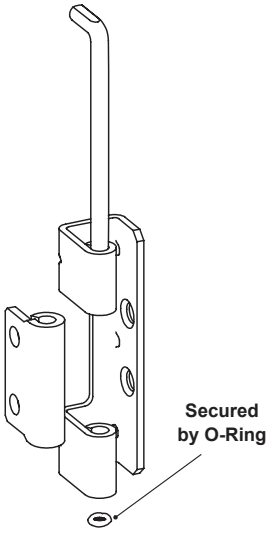

Version 4

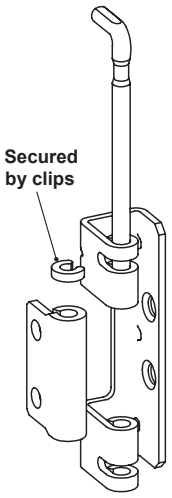

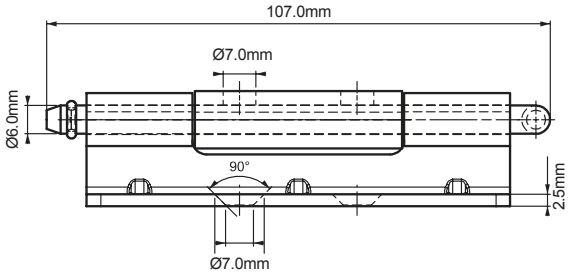

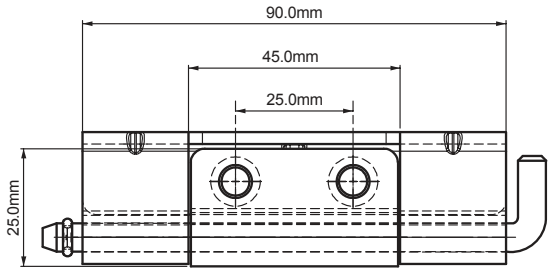

Type 1

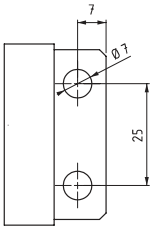

Type 2

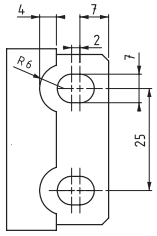

Middle Parts

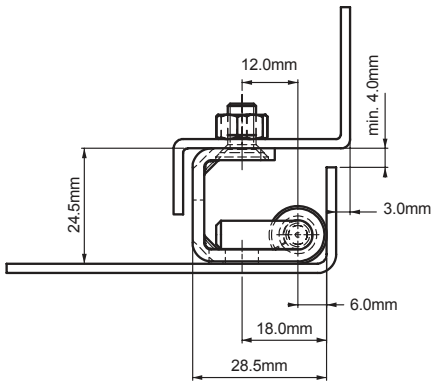

Specifications:
- Material: Steel
- Finish: Zinc Plated
- Welded Part: Copper Plated
- Bolts are not supplied

Features:
- Suitable for doors with 25mm bend
- Hinge rotation 110°
- Ideal for electric panels and machinery cover applications
- Side part can be mounted with M5 screw
- For Type 2 Middle Parts, please contact Essentra for details
- O-Ring acts as retainer ring for pin: remove O-Ring to pull pin from hinge for door or panel removal

Item Number	Version	Middle Type	Securing Method
99563310	3	1	Hole
99563311	3	1	Stud
99563410	4	1	Hole
99563411	4	1	Stud

tel | 800 847 0486 fax | 866 561 6617

995 Series
Concealed Hinge

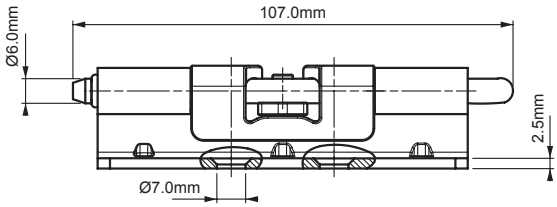

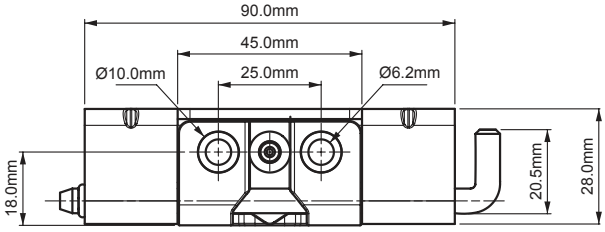

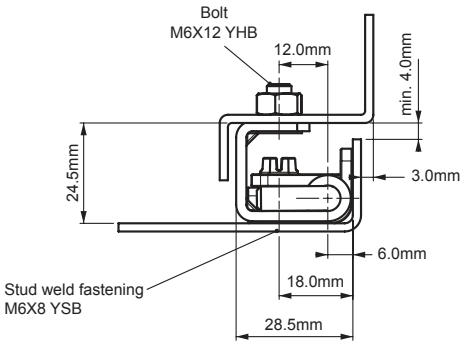

Position 1 - Closed door

Position 2 - After the door is opened, cam is rotated 90° with a screwdriver

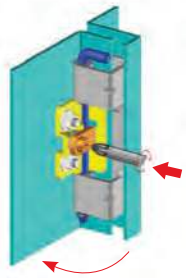

Position 3 - The cover is removed

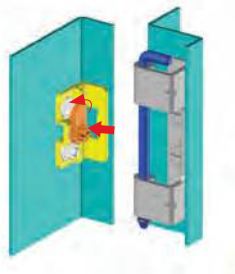

Specifications:
- Material: Steel
- Finish: Zinc Plated
- Welded part (Zinc Alloy) compliant to DIN-EN 1774
- Bolts or nuts are not supplied

Features:
- Suitable for heavy-duty applications
- Suitable for doors with 25mm bend
- Hinge rotation 110°
- Ideal for electric panels and machinery cover applications
- Door can be removed with a screwdriver

Item Number	Securing Method
9956320	Hole
9956321	Stud

CONCEALED HINGES

1095 Series
Concealed Hinge

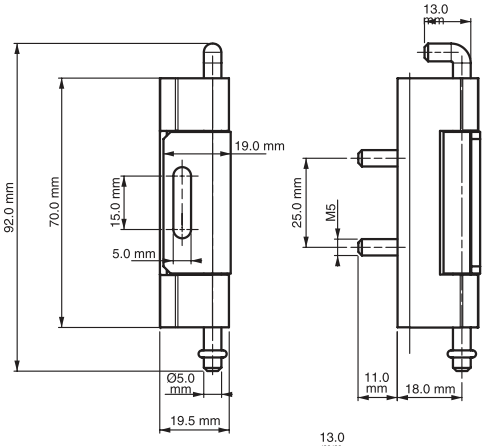

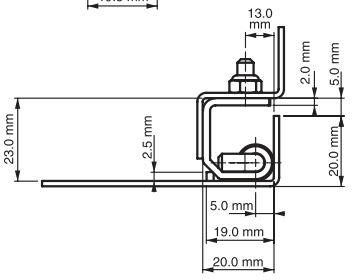

Specifications:
- Material:
  Body: Steel
  Pin: Steel
  Body Finish: Zinc Plated
  Fixed Parts: Copper Plated

Features:
- For doors with a bend of 23mm
- Hinge rotation 110°
- Easily installed to panel or door profile
- Suitable for left and right hand applications
- Ideal for electric panels and machinery cover applications

Item Number
109563

094 Series
Concealed Hinge

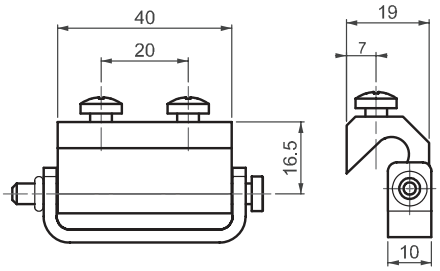

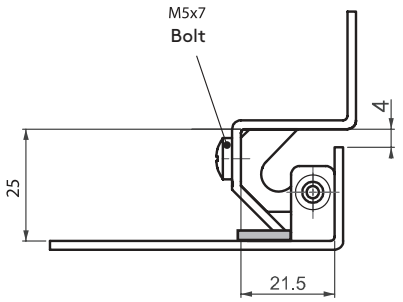

Specifications:
- Material: Zinc Alloy, Aluminum
  Steel Body: Zinc Plated
  Welded Part: Copper Plated

Features:
- For doors with 25 mm bend
- Middle part is copper plated for optional welding

Item Number	Hinge Rotation	Material	Finish
09413	110°	ZINC ALLOY	Zinc Plated

tel | 800 847 0486 fax | 866 561 6617

CONCEALED HINGES / CONTINUOUS PLASTIC HINGES

394 Series
Concealed Hinge

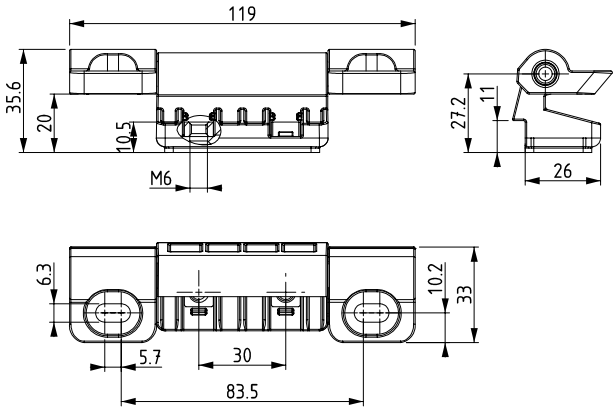

Specifications:
- Material:
  Frame Part: Nylon Black (PA6 30% GF)
  Door Part: Nylon Black (PA6 30% GF)
- Bolts are not supplied with hinge

Features:
- Suitable for lightweight panels, vehicle tool boxes and other applications
- Hinge rotation 90°
- Fastened with M6 screws

Item No.
394

HIPC Series
Continuous Plastic Hinges

Specifications:
- Material: Modified Polyolefin Copolymer
- Color: See Table

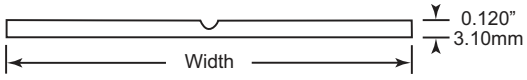

Features:
- Resistant to salt water, oil, solvents, dilute acids, alkalies and most chemicals
- Has UV Protection

Item No.	Color	Width		Roll Length	
		in	mm	ft	m
HIPC1125B	Black	1.125	28.6	50	15.24
HIPC1125G	Grey	1.125	28.6	50	15.24
HIPC1125W	White	1.125	28.6	50	15.24
HIPC1500B	Black	1.500	38.1	50	15.24
HIPC1500G	Grey	1.500	38.1	50	15.24
HIPC1500W	White	1.500	38.1	50	15.24
HIPC2000B	Black	2.000	50.8	50	15.24
HIPC2000G	Grey	2.000	50.8	50	15.24
HIPC2000W	White	2.000	50.8	50	15.24

CATCHES & STRIKERS

CS Series
Panel Catch and Striker



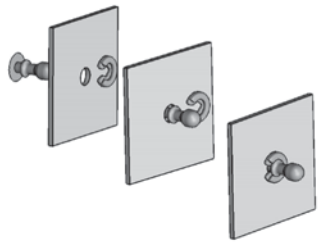

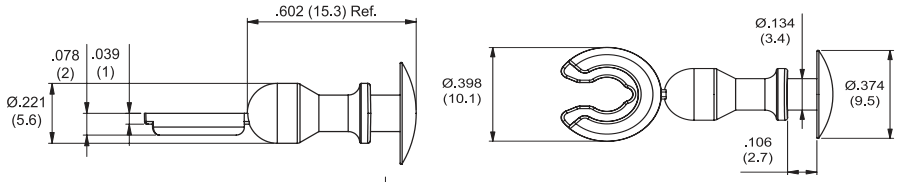

CS-113-6 Striker

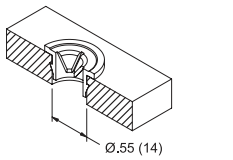

CS-113-1 Catch

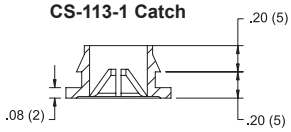

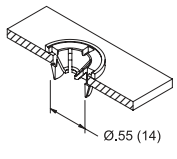

CS-113-4 Catch

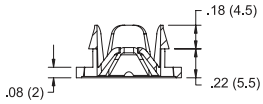

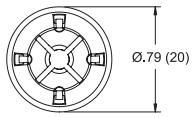

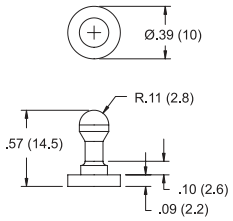

CS-113-5 Striker

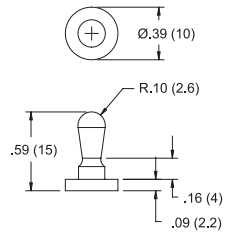

CS-113-2 Striker

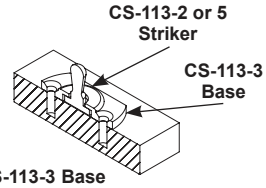

CS-113-3 Base

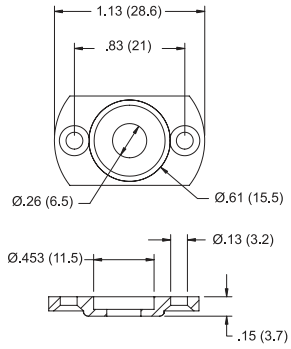

Specifications:

- Material: See Table
- Color: See Table

Features:

- Quick installation whenever latching is needed
- Striker is mounted with the striker base (CS-113-3) and screwed into the door or mounted to outside of removable panel (CS-113-6)
- The catch is designed for mounting in wood cabinets (CS-113-1) or into a panel (CS-113-4)

Item No.					
CS-113-1	**CS-113-4**	**CS-113-2**	**CS-113-5**	**CS-113-6**	**CS-113-3**
To press-fit into a .551 (14) Ø Hole, in a .394 (10) min. thick board of pliable material (I.e. wood, fiber-board, etc.)	To snap-lock in a .551 (14) Ø Hole, in a .125 (3.2) nominal panel thickness	Mounted with the use of CS-113-3 Base	Mounted with the use of CS-113-3 Base	To fit a .23-.25 (5.8 - 6.4) Ø Hole, in a .062 (1.6) thick panel Striker comes as one part including the retainer washer	Use #4, #5 or M3 countersunk screw.

Item No.	Color	Catch/Striker	Ø Hole (in)	Ø Hole (mm)	Material	Material UL Rating	Bulk Pack Qty.
CS-113-1	Black	Catch	0.551	14	Supertough Nylon 6/6	UL94 HB	500
CS-113-4	Natural	Catch	0.551	14	Nylon 6	UL94 V-2	500
CS-113-5	Natural	Striker	CS-113-3 Base	CS-113-3 Base	Nylon 6/6	UL94 V-2	500
CS-113-2	Black	Striker	CS-113-3 Base	CS-113-3 Base	Supertough Nylon 6/6	UL94 HB	500
CS-113-3	Black	Catch	0.260	6.5	Acetal	UL94 HB	500
CS-113-6	Natural	Striker	.230-.250	5.8-6.4	Impact Modified Nylon 6/6	UL94 HB	500

MAGS Series
Magnetic Catches

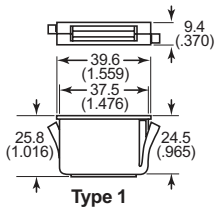

Type 1

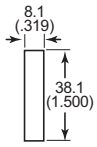

Cut-Out

Specifications:
- Material: Polypropylene Shell

Features:
- Snap in design for quick installation
- Fits panel thickness of 0.020in (0.5mm) to 0.080in (2mm)

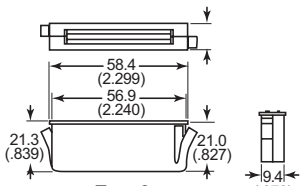

Type 2

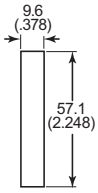

Cut-Out

Item No.	Type	Bulk Pack Qty.
MAGS257A	1	20
MAGS259A	2	20

DCS Series
Metal & Plastic Catch and Striker

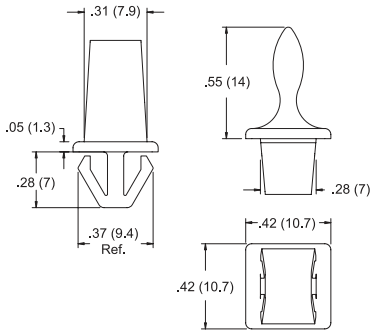

DCS-1



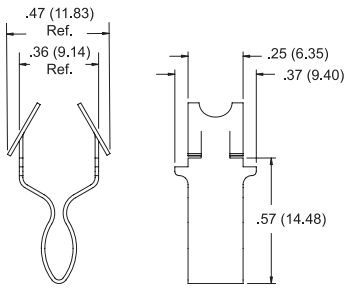

DCS-4

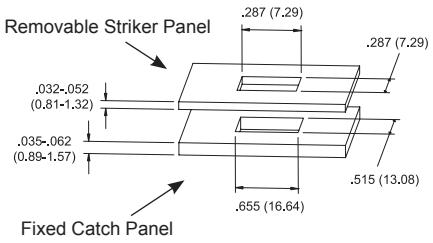

Mounting Holes

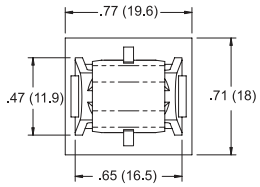

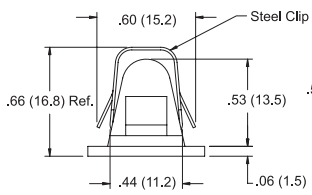

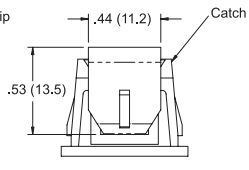

DCS-7

Specifications:
- Material: See Table
- Color: See Table

Features:
- Rugged latching device for metal cabinet doors and access panels

Item No.	Color	Catch/Striker	Material	Material UL Rating	Bulk Pack Qty.
DCS-1	Natural	Striker	Acetal	UL94 HB	500
DCS-4	Steel	Striker	Plated Steel	—	500
DCS-7	Natural	Catch	Nylon 6/6, Plated Steel	UL94 V-2	500

PANEL FASTENERS - DOOR LATCHES

DL Series
Door Latch

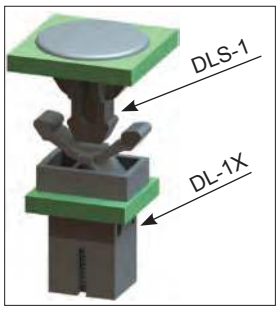

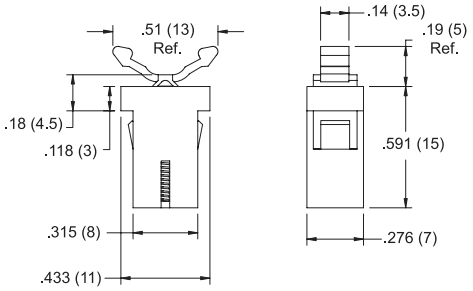

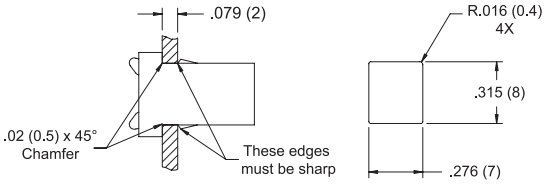

Mounting Hole

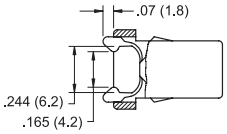

Locked Position

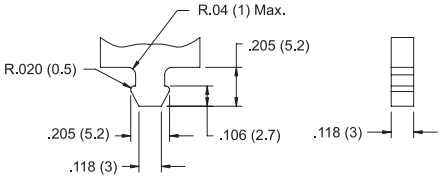

Striker Configuration

Specifications:
- Material: UL94 HB Acetel
- Color: Black

Features:
- Effective latching device, ideal for lightweight doors
- Snaps in from the front of the panel and locks securely in place
- Audible lock and release
- Supplied in released position

Locking Stroke = .21 (5.4)
Release Stroke = .05 (1.3)
Locking Stroke Force = 16 oz. ± 6.3 oz. (500 gr. ± 200 gr.)
Retention Force (Locked) = 32.2 oz. (1 kg.) Min.
Continuous Working Temperature = 14 to 140°F (-10 to 60°C)
Storage Temperature = -40°F to 176°F (-40°C to 80°C)
Life Cycle = 50,000 operations

Item No.	Bulk Pack Qty.
DL-1X	500

DLS Series
Door Latch Striker



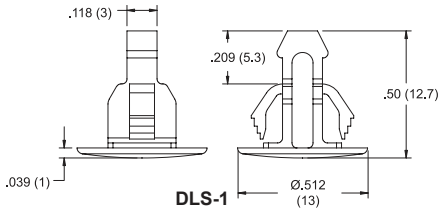

DLS-1

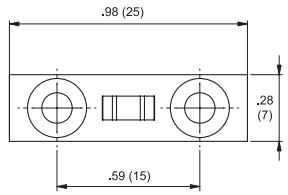

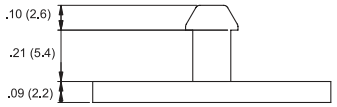

DLS-2

Specifications:
- Material: UL94 HB Acetel
- Color: Black

Features:
- Designed as a striker to be used with part number DL-1X shown above

Item No.	Mounting Hole	Panel Thickness	Bulk Pack Qty.
DLS-1	.276 x .315 (7 x 8) Rectangular Hole	.028 - .079 (0.7 - 2.0)	1000
DLS-2	#4 or M3 Countersunk Screws	N/A	1000

tel | 800 847 0486 fax | 866 561 6617

PANEL FASTENERS - SNAP LATCH RIVETS

RSL Series
Snap Latch Rivet

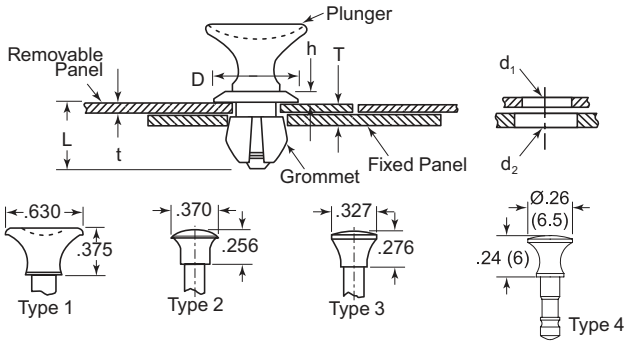

Specifications:
- Material:
  Plunger: Nylon 6
  Grommet: Polycarbonite
- Color: See Table

Features:
- Designed for fast and easy installation or removal by hand by snapping in and out of place
- Ideal for applications that require maintenance work
- Offered in three different head styles and four different grommets for various panel thicknesses and hole sizes
- Grommet and Plunger require mating part and are sold separately, see table for details

Plunger

Item No. Black	Item No. White	Type	Panel Thickness T in	Panel Thickness T mm	Removal Panel Hole d1 in (+0.004)	Removal Panel Hole d1 mm (+0.1)	Mating Grommet Black	Mating Grommet White	Bulk Pack Qty.
RSLP100B	RSLP100W	1	0.059 - 0.146	1.5 - 3.7	0.299	7.60	RSLG100B	RSLG100W	1000
SLPL-1L-B	SLPL-1L-W	1	0.079 - 0.165	2.0 - 4.2	0.299	7.60	SLG-1L-B	SLG-1L-W	1000
SLPL-2L-B	SLPL-2L-W	1	0.118 - 0.205	3.0 - 5.2	0.299	7.60	SLG-2L-B	SLG-2L-W	1000
RSLP120B	RSLP120W	1	0.228 - 0.319	5.8 - 8.1	0.299	7.60	RSLG120B	RSLG120W	1000
RSLP200B	RSLP200W	2	0.059 - 0.146	1.5 - 3.7	0.299	7.60	RSLG100B	RSLG100W	1000
SLPB-1L-B	SLPB-1L-W	2	0.079 - 0.165	2.0 - 4.2	0.299	7.60	SLG-1L-B	SLG-1L-W	1000
SLPB-2L-B	SLPB-2L-W	2	0.118 - 0.205	3.0 - 5.2	0.299	7.60	SLG-2L-B	SLG-2L-W	1000
RSLP215B	RSLP215W	2	0.181 - 0.272	4.6 - 6.9	0.299	7.60	RSLG115B	RSLG115W	1000
RSLP220B	RSLP220W	2	0.228 - 0.319	5.8 - 8.1	0.299	7.60	RSLG120B	RSLG120W	1000
SLPB-1M-B	SLPB-1M-W	3	0.059 - 0.146	1.5 - 3.7	0.237	6.00	SLG-1M-B	SLG-1M-W	1000
SLPB-2M-B	SLPB-2M-W	3	0.079 - 0.165	2.0 - 4.2	0.237	6.00	SLG-2M-B	SLG-2M-W	1000
SLPB-3M-B	SLPB-3M-W	3	0.118 - 0.205	3.0 - 5.2	0.237	6.00	SLG-3M-B	SLG-3M-W	1000
RSLP315B	RSLP315W	3	0.181 - 0.272	4.6 - 6.9	0.237	6.00	RSLG140B	RSLG140W	1000
SLPB-1S-B	SLPB-1S-W	4	0.079 - 0.158	2.0 - 4.0	0.179	4.55	SLG-1S-B	SLG-1S-W	1000
SLPB-2S-B	SLPB-2S-W	4	0.098 - 0.177	2.5 - 4.5	0.179	4.55	SLG-2S-B	SLG-2S-W	1000

Grommets

Item No. Black	Item No. White	Panel Thickness t in	Panel Thickness t mm	Fixed Panel Hole d2 in (+0.004)	Fixed Panel Hole d2 mm (+0.1)	D in	D mm	L in	L mm	h in	h mm	Bulk Pack Qty..
RSLG100B	RSLG100W	0.043	1.1	0.319	8.1	0.425	10.8	0.339	8.6	0.079	2.0	1000
SLG-1L-B	SLG-1L-W	0.063	1.6	0.319	8.1	0.425	10.8	0.354	9.0	0.079	2.0	1000
SLG-2L-B	SLG-2L-W	0.098	2.5	0.319	8.1	0.425	10.8	0.394	10.0	0.079	2.0	1000
RSLG115B	RSLG115W	0.161	4.1	0.319	8.1	0.425	10.8	0.461	11.7	0.079	2.0	1000
RSLG120B	RSLG120W	0.209	5.3	0.319	8.1	0.425	10.8	0.508	12.9	0.079	2.0	1000
SLG-1M-B	SLG-1M-W	0.043	1.1	0.253	6.4	0.335	8.5	0.315	8.0	0.071	1.8	1000
SLG-2M-B	SLG-2M-W	0.063	1.6	0.253	6.4	0.335	8.5	0.335	8.5	0.071	1.8	1000
SLG-3M-B	SLG-3M-W	0.098	2.5	0.253	6.4	0.335	8.5	0.374	9.5	0.071	1.8	1000
RSLG140B	RSLG140W	0.161	4.1	0.253	6.4	0.335	8.5	0.433	11.0	0.071	1.8	1000
SLG-1S-B	SLG-1S-W	0.039	1.0	0.187	4.7	0.256	6.5	0.299	7.6	0.047	1.2	1000
SLG-2S-B	SLG-2S-W	0.059	1.5	0.187	4.7	0.256	6.5	0.319	8.1	0.047	1.2	1000

QUARTER TURN PANEL FASTENERS

FQT Series
Quarter Turn Panel Fastener

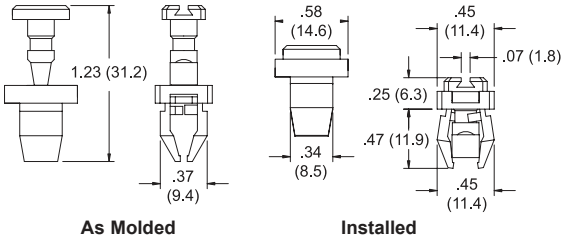

Specifications:
- Material: UL94 HB Acetal
- Color: See Table

Features:
- Joins together one fixed panel and one removable panel
- Installed by driving the plunger into the grommet with a hammer, locking the two panels together
- Panels are easily separated using a screwdriver to rotate the plunger a quarter turn
- Supplied as one piece to reduce hardware and cost

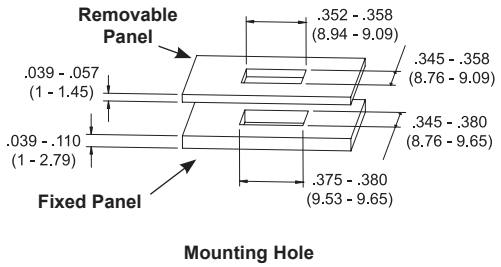

Item No.	Color	Bulk Pack Qty.
FQT-1	White	1000
FQT-1BK	Black	1000

QTPF Series
Quarter Turn Panel Fastener



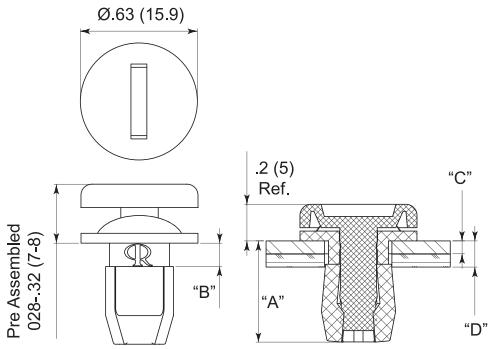

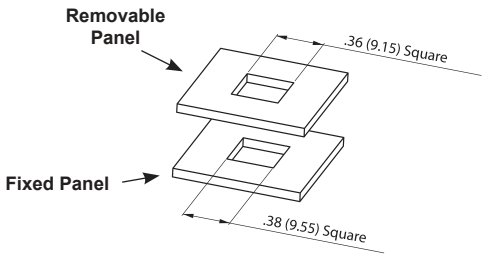

Specifications:
- Material: UL94 HB Acetal
- Color: Black

Features:
- Joins together one fixed panel and one removable panel
- Using a flat-head screwdriver or coin, a quarter-turn releases the fixed panel while retaining the fastener in the removable panel
- Pre-assembled to reduce hardware and cost

Item No.	A		B		Removable Panel Thickness (C)		Total Panel Thickness (D)		Bulk Pack Qty.
	in	mm	in	mm	in	mm	in	mm	
QTPF-1BK	0.48	12.3	0.07	1.7	0.02 - 0.06	0.5 - 1.6	0.08 - 0.20	2.0 - 5.0	100
QTPF-2BK	0.54	13.7	0.12	3.1	0.07 - 0.12	1.8 - 3.1	0.16 - 0.24	4.0 - 6.2	100

MONITORING & ACCESS CONTROL CONCEPT

The security of IT cabinets in server rooms and data centers is becoming more important worldwide. The reason is that a typical IT infrastructure supports the entire organization and stores the know-how of the company.

We have developed an integrated access control system called ELS.

This new system enables you to monitor and control your IT environment in a very efficient way. Sensors detect door access, variations in temperature, security and other variables to give you immediate notification and greater control over your network, all at a great value. Cabinet doors can be opened by RFID cards, a key pad or remote control units.

This solution manages who can open which cabinet doors and when, and allows you to get a detailed report for each cabinet.

BASIC FEATURES:

- Provides environmental monitoring, access control and a management system
- Prevents unauthorized access
- Allows doors to be opened using a proximity card, keypad or via a web interface
- Accommodates sensors to monitor temperature, humidity, smoke, the presence of water or liquids, etc.
- Automatically generates an audio alert
- Records all the security information you need every time the door to a server cabinet is opened – whom, where, when

APPLICATIONS

Server Cabinets | Data Centers | Electric Panels | Telecommunications | Kiosks | GSM Cabinets

ELECTRONIC LOCKING SYSTEM

SYSTEM OVERVIEW

- IP monitoring of environmental conditions in the rack cabinet
- Control of physical access to the rack cabinet
- User interface via proximity card reader or keypad
- Electronic lock access authorization

Monitoring and Access Control Units

ACU: Access Control Unit
AIK: Access Interface Keypad
AIP: Access Interface Proximity

Standalone Access Interfaces

S-AIK : Access Interface Keypad
S-AIP : Access Interface Proximity

Other Electromechanical Locks

Electronic Swinghandles

tel | 800 847 0486 fax | 866 561 6617

3402 Series
ACU Access Control Unit

NEW

1. LED indicator
2. USB 2.0
3. Ethernet port 10/100
4. Power input (12VDC 3A)
5. 2x access interface inputs
6. 2x lock outputs
7. 2x dry contact inputs

Management Software

Dry Contact Inputs
- Dry contact inputs to monitor changes in the environment
- Inputs can be used as sensor input for detecting the state of the door (open / closed)

Access Interfaces
- 2x access interface inputs allow access by entering a code number or presenting a proximity card.
- Possible to connect 3414 - AIK and 3415 - AIP devices (see page 710)

Lock Outputs
- 2x lock outputs to control physical access to the cabinet
- Possible to connect wide range of locks.

Specifications
- Can connect up to 18 access interfaces to one ACU
- Can control up to 32 swinghangles with one ACU
- Management software:
  - User-friendly interface
  - Supports SMS and email notifications
  - Monitor all door and handle status in one screen
  - Control all connected swinghandles remotely
  - Configure network settings and user-administrative settings
  - Add and remove users
  - View and delete logs
  - MS SQL database
  - Easy configuration with ELS Configuration Software
- Up to two AIs (3414 and 3415) can be connected to the ACU

Features
- Intelligent device for controlling electronic locks and monitoring door status
- Control of physical access to the rack cabinet
- Monitors and manages security conditions over IP
- User database
- Management software for monitoring and configuring the unit
- Can connect to a sensor for detecting the state of the door (open/closed)
- Applications: data centers, co-location centers, web hosting facilities, telecomm racks or any site that needs to be monitored

Item No.
3402

ACCESS CONTROL UNITS

3402 Series (continued)
ACU Access Control Unit
System Overview

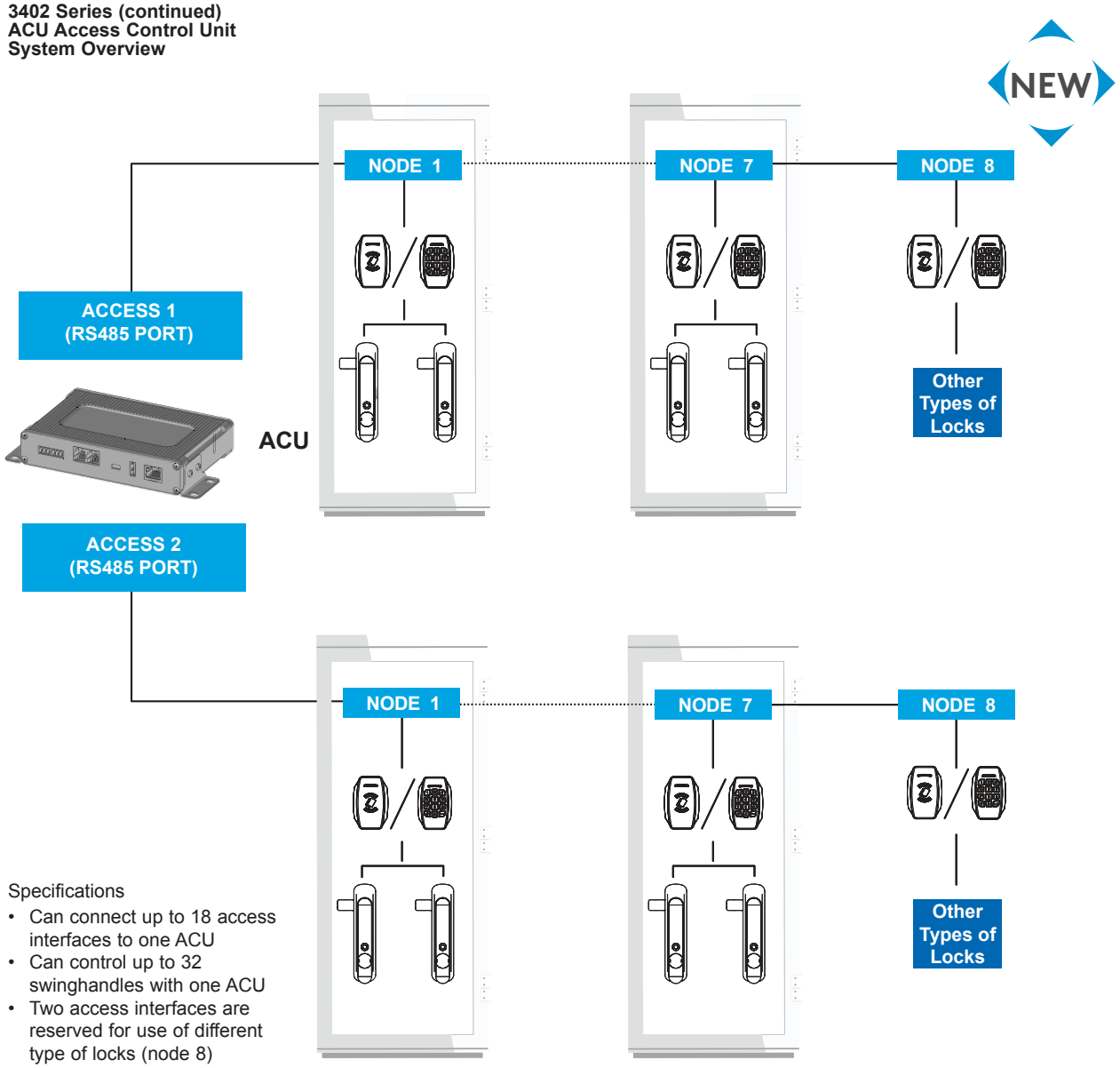

Specifications

- Can connect up to 18 access interfaces to one ACU
- Can control up to 32 swinghandles with one ACU
- Two access interfaces are reserved for use of different type of locks (node 8)

3403 Series
Electronic Swinghandle Connection Cable

Specifications

- Used to connect electronic swinghandles to standalone access interfaces
- The same connectors are crimped on both ends of the cable

Item No.	Length m
34030039	0.4
34030006	4.0
34030064	6.0

3400 Series
ACU - AI Connection Cable

Specifications

- Used to connect access interfaces (3414 & 3415 on page 710) to monitor access control unit

Item No.
34030040

3416 Series
S-AIK Standalone Access Interface Keypad

Specifications
- Material:
  Cover: ABS
  Body: Zinc Alloy
- 12 Volt DC supply Voltage
- Two level password (master and user)
- Two lock outputs to control physical access to the cabinet
- Possible to connect wide range of locks including electronic swinghandles

Features
- User-interface device that allows access by entering a code number or presenting a proximity card
- Can control locks separately
- Beep tones and LEDs on the AI device inform users about the acceptance or rejection of an operation
- Colored status indicators signals:
  - Signal 1: Ready = Blue
  - Signal 2: Error = Red
  - Signal 3: Ok = Green
  - Signal 3: Menu = Yellow

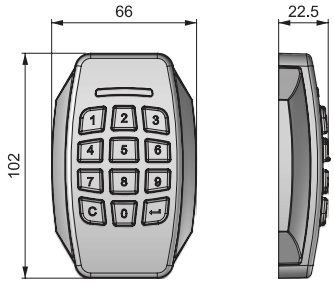

Item No.
3416

3417 Series
S-AIP Standalone Access Interface Keypad

Specifications
- Material:
  Cover: ABS
  Body: Zinc Alloy
- 12 Volt DC supply Voltage
- Two level card management system (master and user)
- Two lock outputs to control physical access to the cabinet
- Possible to connect wide range of locks including electronic swinghandles
- RFID card: 13.56Mhz MIFARE - Standard ISO144443A; available printed or unprinted, ordered separately

Features
- User-interface device that allows access by presenting a proximity card
- Can control locks separately
- Beep tones and LEDs on the AI device inform users about the acceptance or rejection of an operation
- Colored status indicators signals:
  - Signal 1: Ready = Blue
  - Signal 2: Error = Red
  - Signal 3: Ok = Green
  - Signal 3: Menu = Yellow
- Printed RFID 34002639. Unprinted RFID 34002640

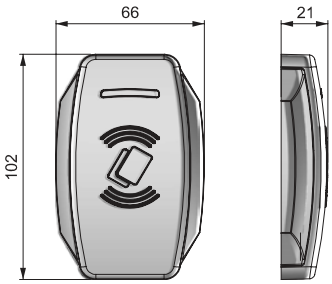

Item No.
3417

ACCESS INTERFACES / ACCESSORIES

3414 Series
Access Interface Keypad

NEW

Specifications
- Use with ACU Item 3402 (page 707)

Features
- User-interface device that allows access by entering a code number or presenting a proximity card
- Beep tones and LEDs on the AI device inform users about the acceptance or rejection of an operation

Item No.
3414

3415 Series
Access Interface Proximity

NEW

Specifications
- Use with ACU Items 3402 (page 707) and to control swinghandles
- RFID card: 13.56Mhz MIFARE - Standard ISO144443A; available printed or unprinted, ordered separately

Features
- User-interface device that allows access by presenting a proximity card
- Beep tones and LEDs on the AI device inform users about the acceptance or rejection of an operation
- Order Separately RFID cards: 34002639 (printed), 34002640 (unprinted)

Item No.
3415

3400 Series
AC-DC Power Supply

NEW

Specifications
- 12 Volt DC 3 Amper
- Universal input voltage range
- Up to 35 W continuous power

Features
- Interchangeable AC blades for global use
- Used with monitoring access control units
- Europe blade included; please contact Essentra for other blades

Item No.
34002625

3403 Series
AC-DC Power Supply

NEW

Specifications
- 12 Volt DC 3 Amper
- Universal input voltage range
- Up to 35 W continuous power

Features
- Used with standalone access interfaces

Item No.
34030041

3403 Series
RS 485 Repeater

NEW

Specifications
- Used to connect access interfaces (3414 & 3415 above) to each other

Item No.
34030063

3101 Series
All Metal Electronic Swinghandles

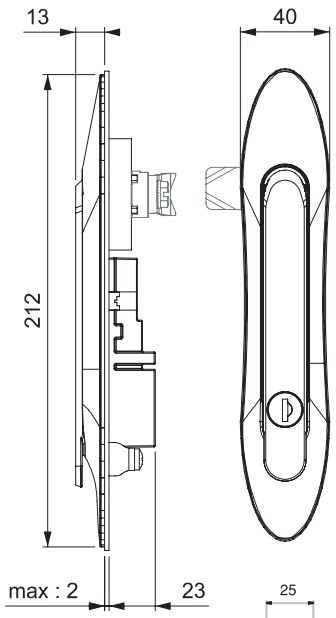

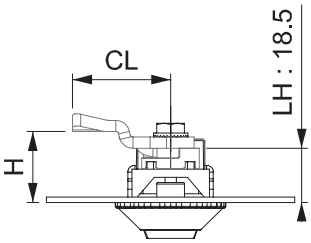

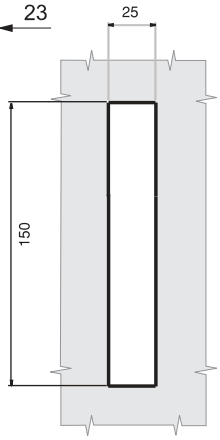

Cut-Out



Open-close position of door can be monitored; max distance between the magnet and the lock is 10 mm

Specifications

- Material:
  Body: Zinc Alloy DIN-EN 1774-ZnAl4Cu1
  Handle: Zinc Alloy DIN-EN 1774-ZnAl4Cu1
  Cam: Steel
  Seal: Polyurethane
- Finish: Black Powder Coated
- Operating voltage: 12 VDC
- Operating temperature: -10°C to 60°C
- Standby: 6mA
- Lock / Unlock: 75mA
- Maximum Current: 400mA

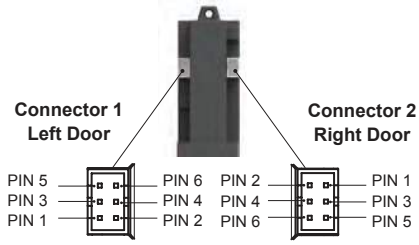

Pin Detail
Both connectors have same function

Features

- High security to protect your organization's data
- All metal construction
- Compatible with Access Control Systems
- Ability to work mechanically in case of power outage
- Capable to inform door and handle status
- Elegant design
- Applications: rack cabinets, server rooms, telecommunication, kiosks, GSM network cabinets
- Two keys supplied with each latch

CAMS SOLD SEPARATELY. SEE PAGES 590 - 591.

Item No.	Cylinder Description
310112123200	Stainless Steel Dust Cap (Keyed Differ)
310112124000	Stainless Steel Dust Cap (Keyed Alike)

ELECTRONIC SWINGHANDLES

3102 Series
All Metal Electronic Swinghandles

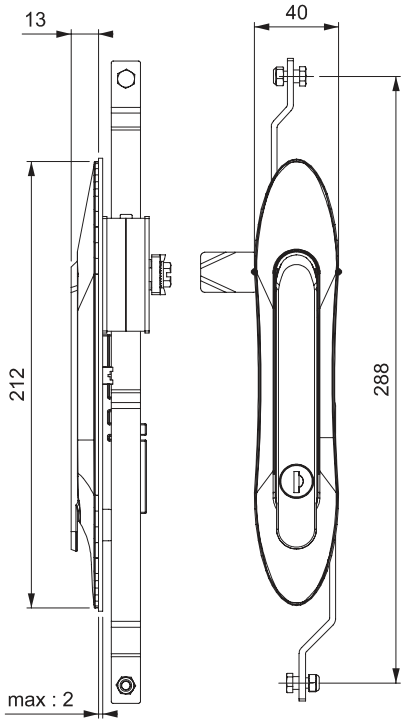

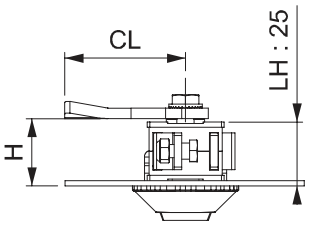

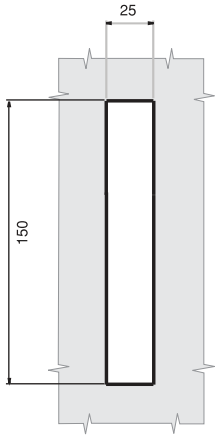

Cut-Out



Open-close position of door can be monitored; max distance between the magnet and the lock is 10 mm

Specifications

- Material:
  Body: Zinc Alloy DIN-EN 1774-ZnAl4Cu1
  Handle: Zinc Alloy DIN-EN 1774-ZnAl4Cu1
  Cam: Steel
  Seal: Polyurethane
- Finish: Black Powder Coated
- Operating voltage: 12 VDC
- Operating temperature: -10°C to 60°C
- Standby: 6mA
- Lock / Unlock: 75mA
- Maximum Current: 400mA

Features

- High security to protect your organization's data
- All metal construction
- Compatible with Access Control Systems
- Ability to work mechanically in case of power outage
- Capable to inform door and handle status
- Elegant design
- Applications: rack cabinets, server rooms, telecommunication, kiosks, GSM network cabinets
- Two keys supplied with each latch

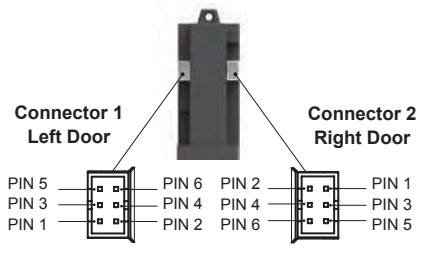

Pin Detail
Both connectors have same function

CAMS SOLD SEPARATELY. SEE PAGES 592 - 593.

Item No.	Cylinder Description
310212123200	Stainless Steel Dust Cap (Keyed Differ)
310212124000	Stainless Steel Dust Cap (Keyed Alike)

3103 Series
Electronic Swinghandles with LED Indicators

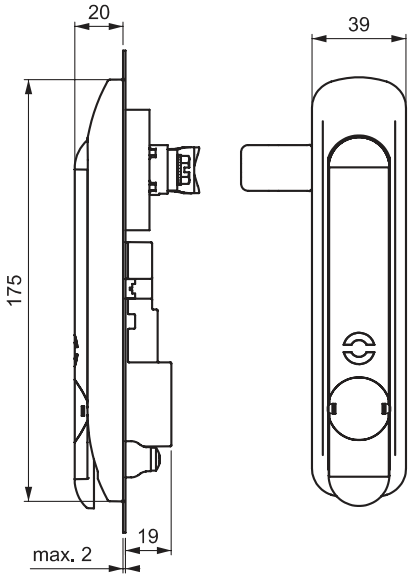

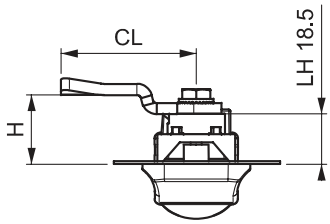

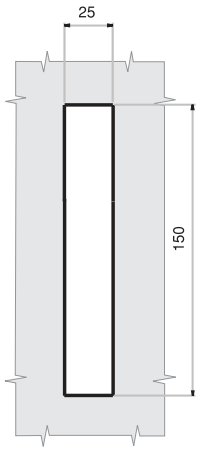

Cut-Out

Open-close position of door can be monitored; max distance between the magnet and the lock is 10 mm

Electronic Rear Cover

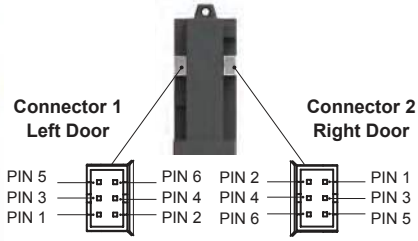

Pin Detail
Both connectors have same function

Specifications
- Material:
  Body: Polyamide DIN-EN ISO 1043-1 PA6 GFR 30
  Handle: Polyamide DIN-EN ISO 1043-1 PA6 GFR 30
  Cam: Steel
- Operating voltage: 12 VDC
- Operating temperature: -10°C to 60°C
- Standby: 6mA
- Lock / Unlock: 75mA
- Maximum Current: 400mA

Features
- High security to protect your organization's data
- LED indicators
- Compatible with Access Control Systems
- Ability to work mechanically in case of power outage
- Capable to inform door and handle status
- Applications: rack cabinets, server rooms, telecommunication, kiosks, GSM network cabinets
- Two keys supplied with each latch

CAMS SOLD SEPARATELY. SEE PAGES 590 - 591, 594.

Lock Warning Signs			
Signal 1		While opening the lock	LED 1 blinks fast
Signal 2		While closing the lock	LED 2 blinks fast
Signal 3		When the lock is open	Both LEDs blink fast
Signal 4		When the handle is open	Both LEDs not lit
Signal 5		Error	Both LEDs blink slow
Signal 6		Ready	Both LEDs are lit

Item No.	Cylinder Description
310320203200	Stainless Steel Dust Cap (Keyed Differ)
310320204000	Stainless Steel Dust Cap (Keyed Alike)

ELECTRONIC SWINGHANDLES

3104 Series
Electronic Swinghandles with LED Indicators

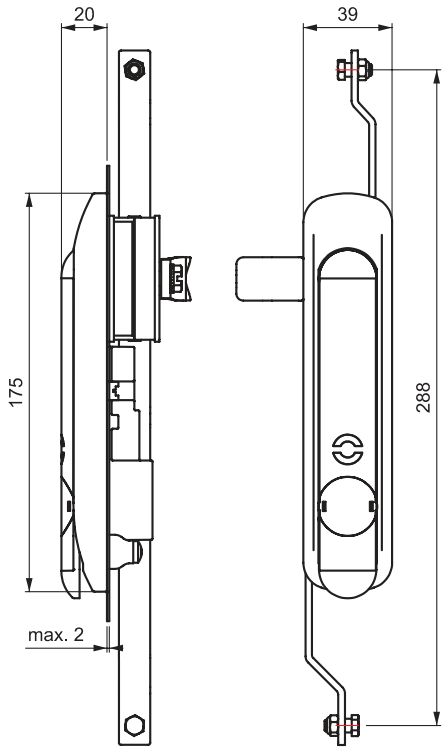

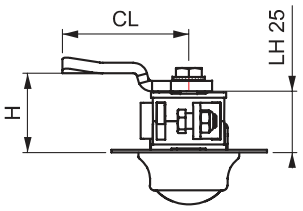

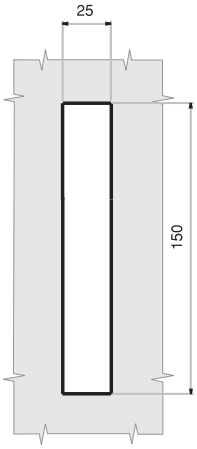

Cut-Out

Specifications

- Material:
  Body: Polyamide DIN-EN ISO 1043-1 PA6 GFR 30
  Handle: Polyamide DIN-EN ISO 1043-1 PA6 GFR 30
  Cam: Steel
- Operating voltage: 12 VDC
- Operating temperature: -10°C to 60°C
- Standby: 6mA
- Lock / Unlock: 75mA
- Maximum Current: 400mA

Features

- High security to protect your organization's data
- LED indicators
- Compatible with Access Control Systems
- Ability to work mechanically in case of power outage
- Capable to inform door and handle status
- Applications: rack cabinets, server rooms, telecommunication, kiosks, GSM network cabinets
- Two keys supplied with each latch

CAMS SOLD SEPARATELY. SEE PAGES 590 - 591, 594.

Lock Warning Signs			
Signal 1		While opening the lock	LED 1 blinks fast
Signal 2		While closing the lock	LED 2 blinks fast
Signal 3		When the lock is open	Both LEDs blink fast
Signal 4		When the handle is open	Both LEDs not lit
Signal 5		Error	Both LEDs blink slow
Signal 6		Ready	Both LEDs are lit

Item No.	Cylinder Description
310420203200	Stainless Steel Dust Cap (Keyed Differ)
310420204000	Stainless Steel Dust Cap (Keyed Alike)

3111 Series
Electronic Swinghandles with RFID Reader

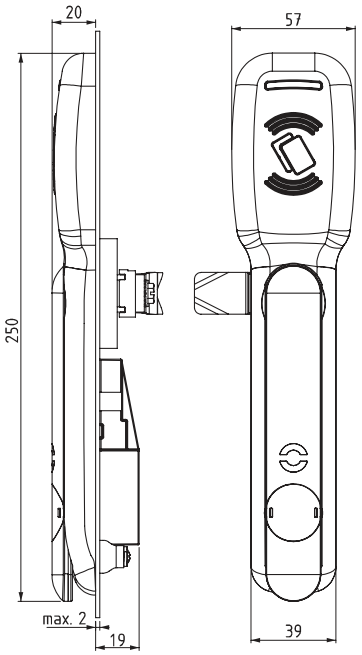

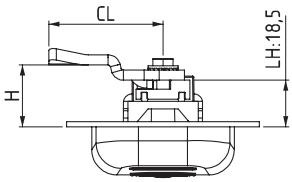

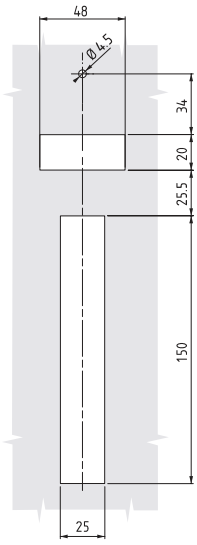

Cut-Out

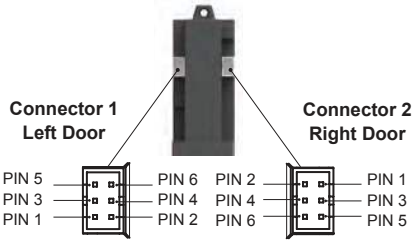

Pin Detail
Both connectors have same function

Specifications
- Material:
  Body: Polyamide DIN-EN ISO 1043-1 PA6 GFR 30
  Handle: Polyamide DIN-EN ISO 1043-1 PA6 GFR 30
  Cam: Steel
- Operating voltage: 12 VDC
- Operating temperature: -10°C to 60°C
- Standby: 6mA
- Lock / Unlock: 75mA
- Maximum Current: 400mA

Features
- High security to protect your organization's data
- Integrated RFID reader
- LED indicators on both lock and reader
- Ability to work mechanically in case of power outage
- Capable to inform door and handle status
- Supports RS 485 protocol; for other protocols please contact Essentra
- Applications: rack cabinets, server rooms, telecommunication, kiosks, GSM network cabinets
- Two keys supplied with each latch

CAMS SOLD SEPARATELY. SEE PAGES 590 - 591, 594.

Lock Warning Signs			
Signal 1		While opening the lock	LED 1 blinks fast
Signal 2		While closing the lock	LED 2 blinks fast
Signal 3		When the lock is open	Both LEDs blink fast
Signal 4		When the handle is open	Both LEDs not lit
Signal 5		Error	Both LEDs blink slow
Signal 6		Ready	Both LEDs are lit

Item No.	Cylinder Description
311120203200	Stainless Steel Dust Cap (Keyed Differ)
311120204000	Stainless Steel Dust Cap (Keyed Alike)

ELECTRONIC SWINGHANDLES

3112 Series
Electronic Swinghandles with RFID Reader

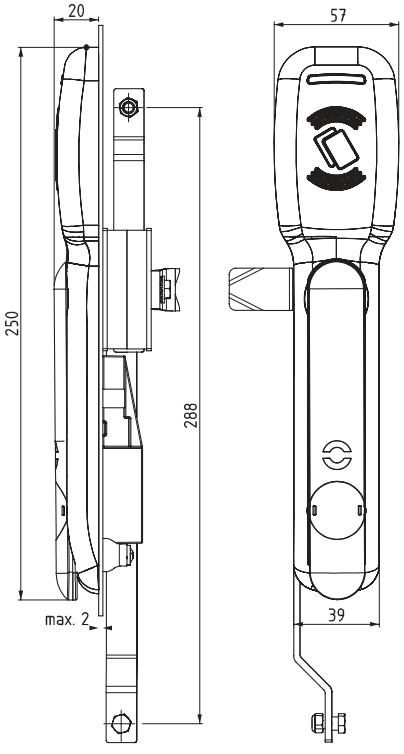

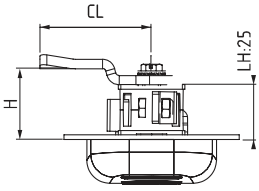

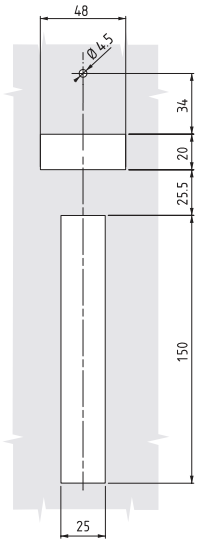

Open-close position of door can be monitored; max distance between the magnet and the lock is 10 mm

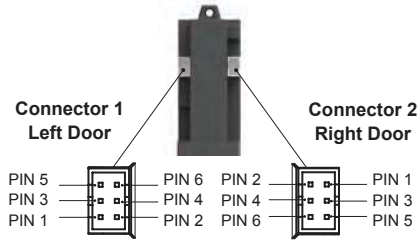

Pin Detail
Both connectors have same function

Specifications

- Material:
  Body: Polyamide DIN-EN ISO 1043-1 PA6 GFR 30
  Handle: Polyamide DIN-EN ISO 1043-1 PA6 GFR 30
  Cam: Steel
- Operating voltage: 12 VDC
- Operating temperature: -10°C to 60°C
- Standby: 6mA
- Lock / Unlock: 75mA
- Maximum Current: 400mA

Features

- High security to protect your organization's data
- Integrated RFID reader
- LED indicators on both lock and reader
- Ability to work mechanically in case of power outage
- Capable to inform door and handle status
- Supports RS 485 protocol; for other protocols please contact Essentra
- Applications: rack cabinets, server rooms, telecommunication, kiosks, GSM network cabinets
- Two keys supplied with each latch

CAMS SOLD SEPARATELY. SEE PAGES 590 - 591, 594.

Lock Warning Signs			
Signal 1		While opening the lock	LED 1 blinks fast
Signal 2		While closing the lock	LED 2 blinks fast
Signal 3		When the lock is open	Both LEDs blink fast
Signal 4		When the handle is open	Both LEDs not lit
Signal 5		Error	Both LEDs blink slow
Signal 6		Ready	Both LEDs are lit

Item No.	Cylinder Description
311220203200	Stainless Steel Dust Cap (Keyed Differ)
311220204000	Stainless Steel Dust Cap (Keyed Alike)

3105 & 3106 Series
Electronic Swinghandles Standard/Electromechanical

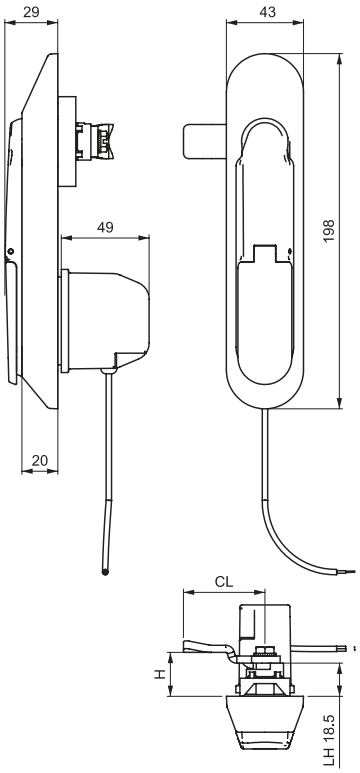

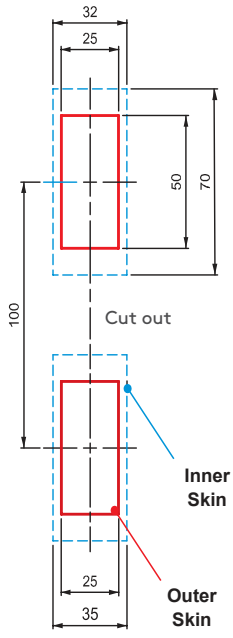

Cut-Out

Assembly application



Inner Skin **Outer Skin**

Specifications

- Material:
  Body: Zinc Alloy DIN-EN 1774-ZnAl4Cu1
  Cover: Zinc Alloy DIN-EN 1774-ZnAl4Cu
  Mechanism: Zinc Alloy DIN-EN 1774-ZnAl4Cu1
  Gasket: Polyurethane
- Finish: Black Powder Coated
- Voltage: 48 VDC
- Current: 500 mA
- High temperature resistance: 150°C
- Suitable to DIN V ENV 1630: 1999-04/WK2 standard

Features

- High security to protect your organization's data
- Compatible with access control systems
- All metal construction
- Special geometry provides anti-vandalism safety
- Improved corrosion resistance
- Double O-Ring used for handle provides improved IP rating
- High-security cylinder available
- Better IP rating with moving dust cap
- Applications: outdoor cabinets, telecommunication, kiosks, ATMs, electrical enclosures
- Two keys supplied with each latch

CAMS SOLD SEPARATELY. SEE PAGES 590 - 591, 594.

Simply changing the cover assembly is enough to switch from standard to electromechanical application

Standard Application **Electromechanical Application**

Item No.	Assembly Application	Cylinder Description
3105112122200	Inner Skin	Zinc Alloy (Keyed Alike)
3105112122300	Inner Skin	Zinc Alloy (Keyed Differ)
3105312122200	Outer Skin	Zinc Alloy (Keyed Alike)
3105312122300	Outer Skin	Zinc Alloy (Keyed Differ)

ELECTRONIC SWINGHANDLES

3106 Series
Electronic Swinghandles Standard/Electromechanical

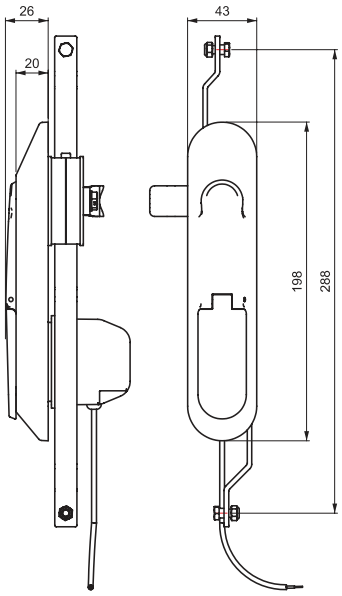



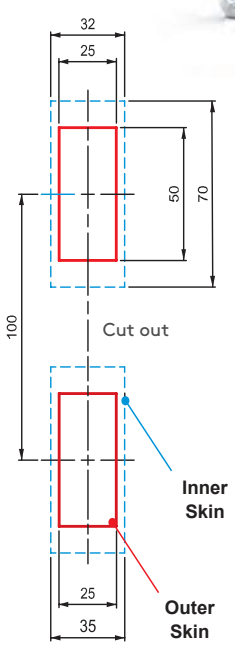

Cut-Out

Assembly application



Inner Skin **Outer Skin**

Specifications

- Material:
  Body: Zinc Alloy DIN-EN 1774-ZnAl4Cu1
  Cover: Zinc Alloy DIN-EN 1774-ZnAl4Cu
  Mechanism: Zinc Alloy DIN-EN 1774-ZnAl4Cu1
  Gasket: Polyurethane
- Voltage: 48 VDC
- Current: 500 mA
- High temperature resistance: 150°C
- Suitable to DIN V ENV 1630: 1999-04/WK2 standard

Features

- High security to protect your organization's data
- Compatible with access control systems
- All metal construction
- Special geometry provides anti-vandalism safety
- Improved corrosion resistance
- Double O-Ring used for handle provides improved IP rating
- High-security cylinder available
- Better IP rating with moving dust cap
- Applications: outdoor cabinets, telecommunication, kiosks, ATMs, electrical enclosures
- Two keys supplied with each latch

CAMS SOLD SEPARATELY. SEE PAGES 592 - 593.

Lock Operating Principle
Electronical and Mechanical

Electronic access options, remote control, card reader, etc., activate the lock. It is then ready to be opened by the mechanical key

Item No.	Assembly Application	Cylinder Description
3106112122200	Inner Skin	Zinc Alloy (Keyed Alike)
3106112122300	Inner Skin	Zinc Alloy (Keyed Differ)
3106312122200	Outer Skin	Zinc Alloy (Keyed Alike)
3106312122300	Outer Skin	Zinc Alloy (Keyed Differ)

3341 Series
Electronic Keeper

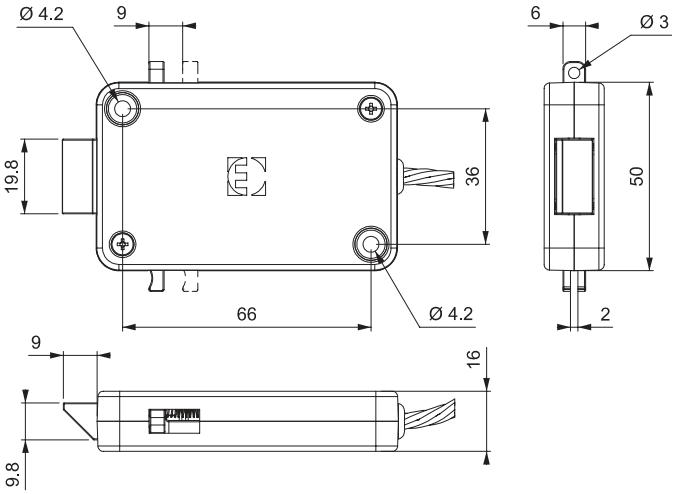

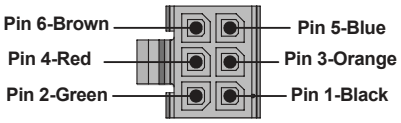

Pins	Colors	
Pin 1	Black	GND
Pin 2	Green	12 Volt DC
Pin 3	Orange	Signal
Pin 4	Red	Microswitch COM
Pin 5	Blue	Microswitch NO
Pin 6	Brown	N/A

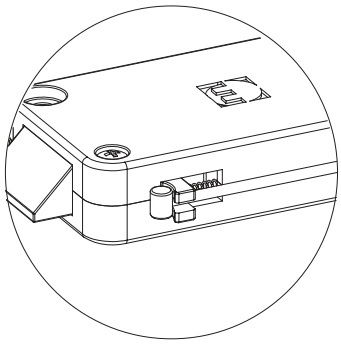

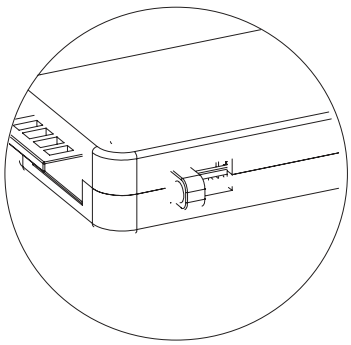

Two different mechanical override option

Specifications

- Material:
  Body: Plastic
  Cam: Zinc Alloy
- Cable length: 180 mm
- Operating voltage: 12 volt
- Current: Max 500 mA
- Stroke: 9 mm

Features

- Push to close
- 12 Volt DC supply voltage
- Two different mechanical override option
- Auto-locking
- Internal microswitch
- Microprocessor controlled gear motor
- Compatible with access control systems

Item No.
3341

SOLENOID LOCK

3311 Series
Solenoid Lock

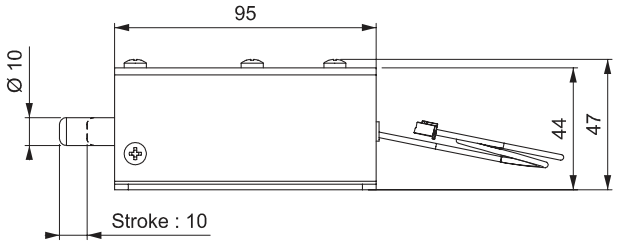

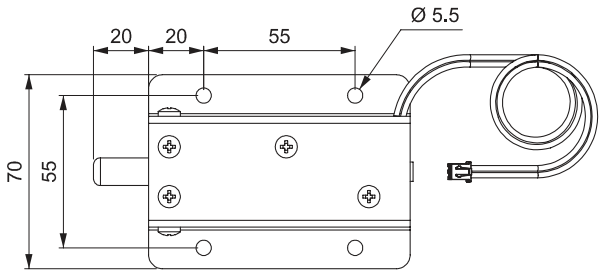

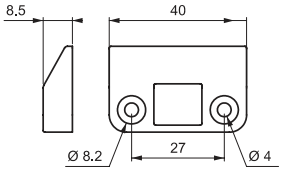

Bracket
Code: 30302223

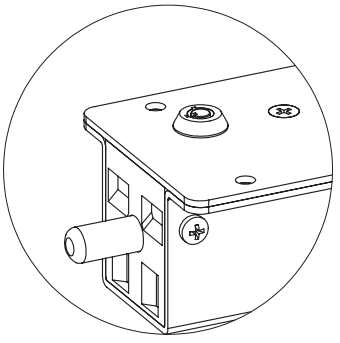

Mechanical override
with high security cylinder

Specifications

- Material:
  Body: Steel
  Plunger: Steel
  Bracket: Delrin
- Operating Voltage: 24 VDC
- Current Consumption: 550 mA
- Power Consumption: 13, 2 W
- Operating Temperature Range: -5°C to 40°C
- Cable Length: 30cm
- Stroke: 10mm

Features

- Compatible with Access Control Systems
- Push to close with a special bracket
- Mechanical override option (version 2)
- Auto-locking
- DC type solenoid
- Resistance of solenoid varies with applied voltage
- Solenoid becomes hot (around 80°C) when continuously energized; precautions should be taken to prevent burns
- Please contact Essentra for different voltages, strokes or AC type of solenoids

Item No.	Type	Mechanical Override Option
33111	1	No
33112	2	Yes

tel | 800 847 0486 fax | 866 561 6617

3204 Series
Keypad Electronic Cabinet Locks

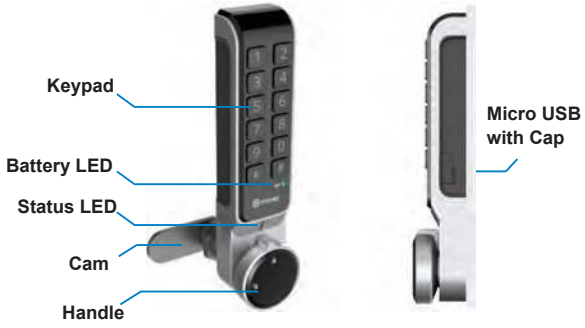

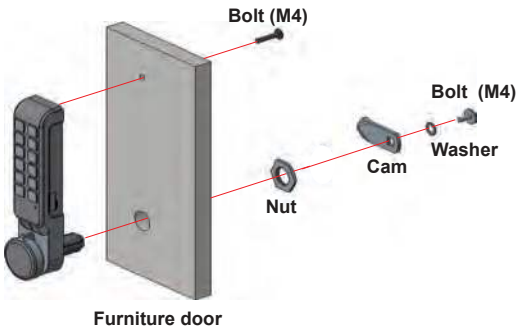

Specifications

- Material:
  Body: Aluminum
  Handle: Aluminum
  Panel: Plastic
  Cam: Steel
- Operating voltage: 3x1.5 V = 4.5 V
- Power source: 3 AAA alkali batteries
- Battery life: Approx. 1.5 years with 10 daily uses
- Password combination: 4 to 12 digits
- Work temperature: -20°C to 70°C
- Work humidity: 0 to 90% RH
- High-security

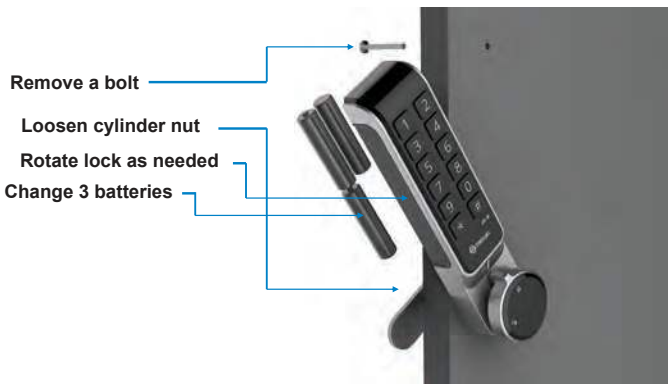

Changing Batteries

Features

- Electronic solution for improving security
- Ability to open with a password without a card and key
- Elegant design suitable for office environments; stylish visual-warning LEDs
- Multi-user support
- Micro USB emergency power supply
- Low battery level indicator
- For general or specialized use
- Easy installation, easy to use
- Security alarm
- Melody yes/no adjustment
- Applications: various cabinets or lockers in sauna areas, spas, gyms, offices, schools

CAMS SOLD SEPARATELY. SEE PAGE 571, STYLE 1.

Item No.	Position
3204100	Horizonal
3204200	Vertical

ELECTRONIC CABINET LOCKS

3205 Series
RFID Card Reader Electronic Cabinet Locks

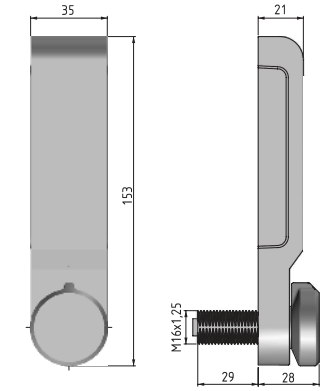



Cut-Out

Specifications

- Material:
  Body: Aluminum
  Handle: Aluminum
  Panel: Plastic
  Cam: Steel
- Operating voltage: 3x1.5 V = 4.5 V
- Power source: 3 AAA alkali batteries
- Battery life: Approx. 1.5 years with 10 daily uses
- Work temperature: -20°C to 70°C
- Work humidity: 0 to 90% RH
- High-security
- RFID Card 13.56Mhz MIFARE - Standard ISO14443A available
  printed or unprinted, ordered separately

Features

- Electronic solution for improving security
- Ability to open with a RFID card without a key
- Elegant design suitable for office environments; stylish visual-warning LEDs
- Multi-user support
- Micro USB emergency power supply
- Low battery level indicator
- For general or specialized use
- Easy installation, easy to use
- Security alarm
- Melody yes/no adjustment
- Applications: various cabinets or lockers in sauna areas, spas, gyms, offices, schools
- Order Separately RFID cards: 34002639 (Printed), 34002640 (Unprinted)

CAMS SOLD SEPARATELY. SEE PAGE 571, STYLE 1.

Item No.	Position
3205100	Horizonal
3205200	Vertical

3211 Series
Touch Panel Electronic Cabinet Locks

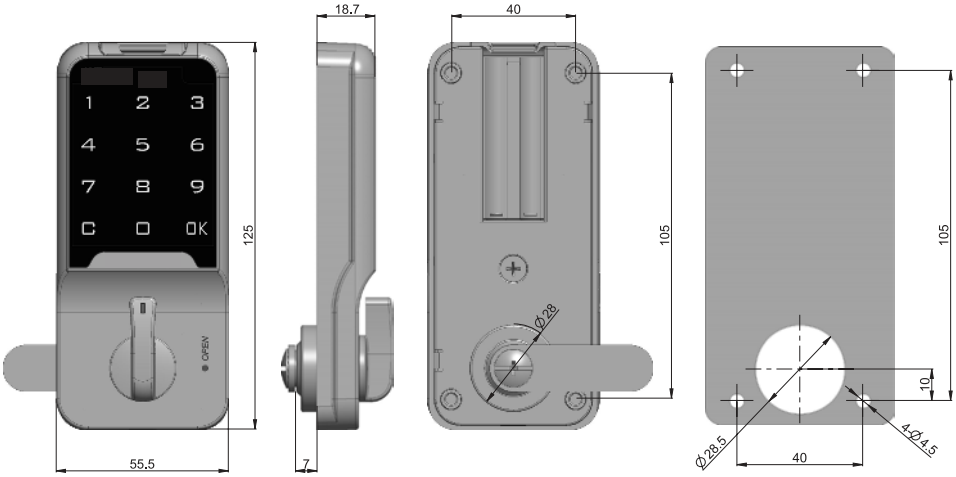

Cut-Out

Specifications

- Material:
  Body: Aluminum
  Handle: Aluminum
  Cam: Steel
- Operating voltage: 2x1.5 V = 4.5 V
- Power source: 2 AAA alkali batteries
- Battery life: Approx. 1.5 years with 10 daily uses
- Password combination: 1 to 15 digits
- Work temperature: -20°C to 70°C
- Work humidity: 0 to 90% RH
- High-security

Features

- Electronic solution for improving security
- Ability to open with a password without a card and key
- Elegant design suitable for office environments; stylish visual-warning LEDs
- Micro USB emergency power supply
- When the password has been forgotten, it is possible to remote control and USB-Key for solving the password
- Low battery level indicator
- For general or specialized use
- Auto-alarm will be activated when input wrong password 4 times and the lock will be dead for 60 seconds
- Easy installation, easy to use
- Melody yes/no adjustment
- Applications: various cabinets or lockers in sauna areas, spas, gyms, offices, schools

CAMS SOLD SEPARATELY. SEE PAGE 571, STYLE 1.

Item No.
321100

ELECTRONIC CABINET LOCKS

3212 Series
Touch Panel Electronic Cabinet Locks

NEW

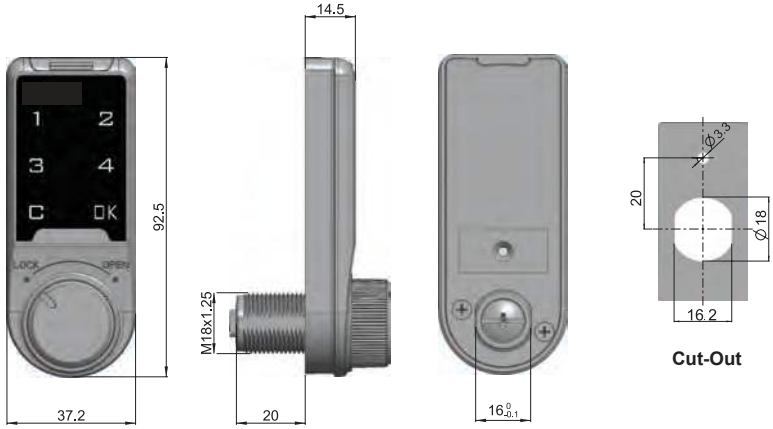

Specifications

- Material:
  Body: Aluminum
  Handle: Aluminum
  Cam: Steel
- Operating voltage: 2 V
- Power source: Cr2032 battery
- Battery life: Approx. 1.5 years with 10 daily uses
- Password combination: 1 to 15 digits
- Work temperature: -20°C to 70°C
- Work humidity: 0 to 90% RH
- High-security

Features

- Electronic solution for improving security
- Ability to open with a password without a card and key
- Elegant design suitable for office environments; stylish visual-warning LEDs
- Micro USB emergency power supply
- When the password has been forgotten, it is possible to remote control and USB-Key for solving the password
- Low battery level indicator
- For general or specialized use
- Auto-alarm will be activated when input wrong password 4 times and the lock will be dead for 60 seconds
- Easy installation, easy to use
- Melody yes/no adjustment
- Applications: various cabinets or lockers in sauna areas, spas, gyms, offices, schools

CAMS SOLD SEPARATELY. SEE PAGE 571, STYLE 1.

Item No.
321200

3213 Series
Touch Panel Electronic Cabinet Locks

NEW

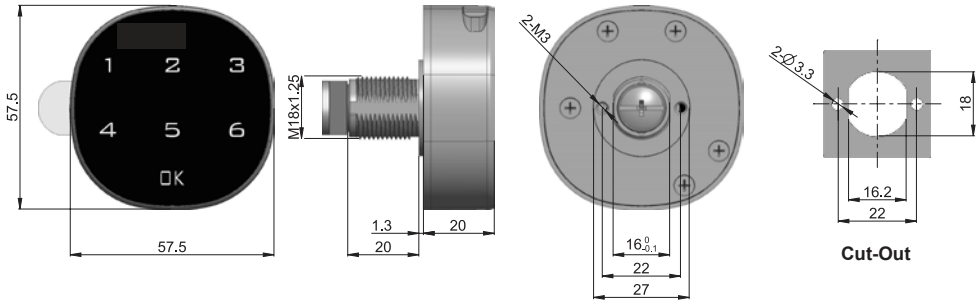

Cut-Out

Specifications

- Material:
  Body: Aluminum
  Cam: Steel
- Operating voltage: 3 V
- Power source: Cr2032 battery
- Battery life: Approx. 1.5 years with 10 daily uses
- Password combination: 1 to 15 digits
- Work temperature: -20°C to 70°C
- Work humidity: 0 to 90% RH
- High-security

Features

- Electronic solution for improving security
- Ability to open with a password without a card and key
- Elegant design suitable for office environments; stylish visual-warning LEDs
- Micro USB emergency power supply
- When the password has been forgotten, it is possible to remote control and USB-Key for solving the password
- Low battery level indicator
- For general or specialized use
- Auto-alarm will be activated when input wrong password 4 times and the lock will be dead for 60 seconds
- Easy installation, easy to use
- Melody yes/no adjustment
- Applications: various cabinets or lockers in sauna areas, spas, gyms, offices, schools

CAMS SOLD SEPARATELY. SEE PAGE 571, STYLE 1.

Item No.
321300

ELECTRONIC CABINET LOCKS

3214 Series
Touch Panel Electronic Cabinet Locks

NEW

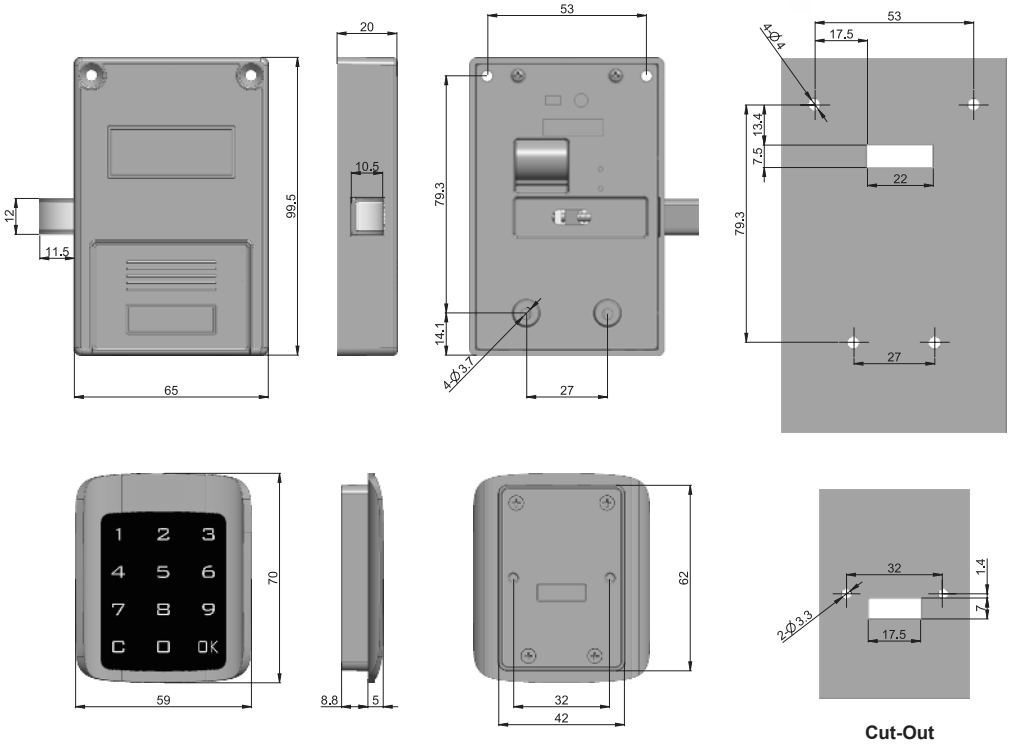

Cut-Out

Specifications

- Material:
  Body: Plastic
  Cam: Steel
- Operating voltage: 3x1.5 V = 4.5 V
- Power source: 3xAAA Alkali battery
- Battery life: Approx. 1.5 years with 10 daily uses
- Password combination: 1 to 15 digits
- Work temperature: -20°C to 70°C
- Work humidity: 0 to 90% RH
- High-security

Features

- Electronic solution for improving security
- Ability to open with a password without a card and key
- Elegant design suitable for office environments; stylish visual-warning LEDs
- Micro USB emergency power supply
- When the password has been forgotten, it is possible to remote control and USB-Key for solving the password
- Low battery level indicator
- For general or specialized use
- Auto-alarm will be activated when input wrong password 4 times and the lock will be dead for 60 seconds
- Easy installation, easy to use
- Melody yes/no adjustment
- Applications: various cabinets or lockers in sauna areas, spas, gyms, offices, schools

Item No.
3214

3202 Series
Keypad Electronic Cabinet Locks

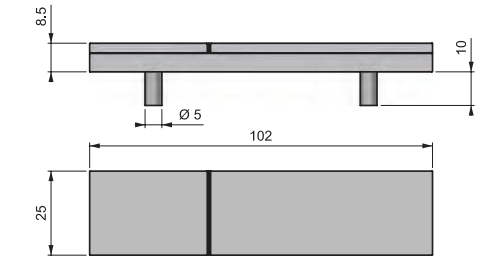

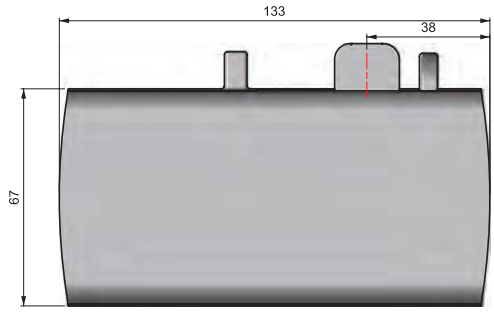

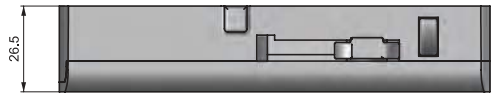

Latching body

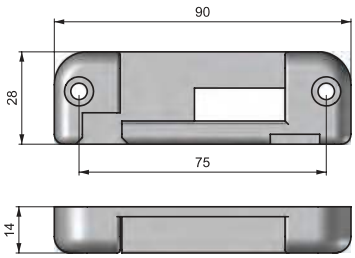

Bracket

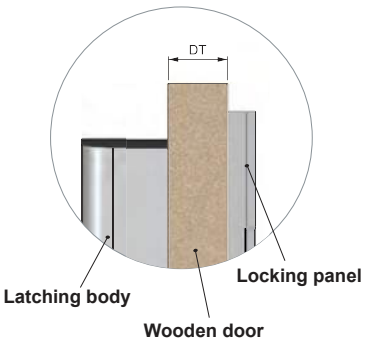

Specifications

- Material:
  Body: Plastic
  Latching Body: Plastic
  Gasket: Rubber
  Cam: Steel
- Operating voltage: 3x1.5 V = 4.5 V
- Power source: 3xAAA Alkali battery
- Battery life: Approx. 1.5 years with 10 daily uses
- Password combination: 4 to 12 digits
- Work temperature: -15°C to 55°C
- Work humidity: 0 to 90% RH
- High-security

Features

- Electronic solution for improving security
- Ability to open with a password without a card and key
- Elegant design suitable for office environments; stylish visual-warning LEDs
- Multi-user support
- Micro USB emergency power supply input behind sliding cover
- When the password has been forgotten, it is possible to remote control and USB-Key for solving the password
- Low battery level indicator
- For general or specialized use
- Security alarm
- Easy installation, easy to use
- Melody yes/no adjustment
- Applications: various cabinets or lockers in sauna areas, spas, gyms, offices, schools

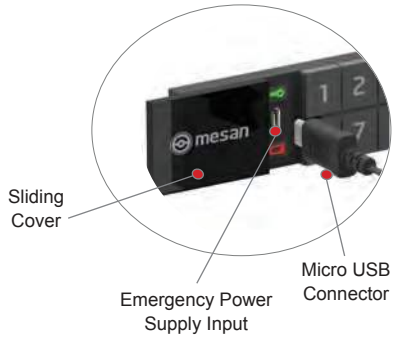

When battery is dead, slide the cover and the lock can be opened with the Micro USB connector.

Item No.	Position	Door Thickness mm Min	Max
32021	Horizonal	11	27
32032	Vertical	11	27

ELECTRONIC CABINET LOCKS

3203 Series
Keypad Electronic Cabinet Locks

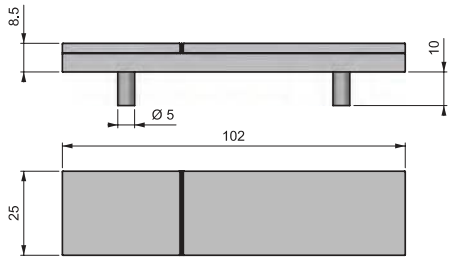

Lock panel

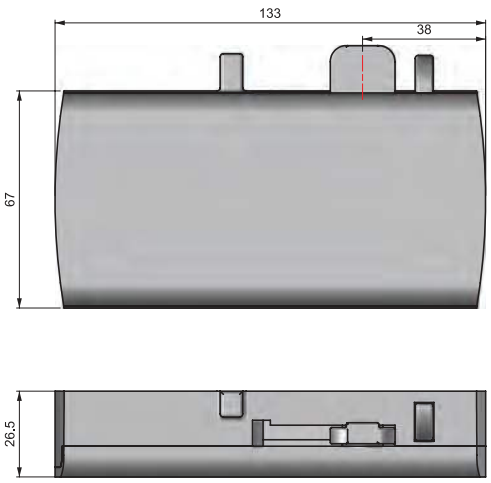

Latching body

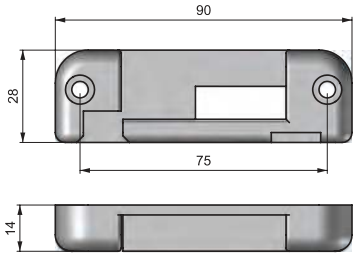

Bracket

Specifications

- Material:
  Body: Plastic
  Latching Body: Plastic
  Gasket: Rubber
  Cam: Steel
- Operating voltage: 3x1.5 V = 4.5 V
- Power source: 3xAAA Alkali battery
- Battery life: Approx. 1.5 years with 10 daily uses
- Work temperature: -15°C to 55°C
- Work humidity: 0 to 90% RH
- RFID Card 13.56Mhz MIFARE - Standard ISO14443A available printed or unprinted, ordered separately
- High-security

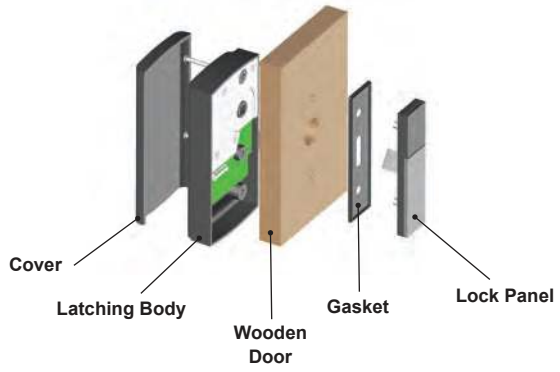

Features

- Electronic solution for improving security
- Ability to open with a RFID card without key
- Elegant design suitable for office environments; stylish visual-warning LEDs
- Multi-user support
- Micro USB emergency power supply input behind sliding cover
- Low battery level indicator
- For general or specialized use
- Security alarm
- Easy installation, easy to use
- Melody yes/no adjustment
- Instructions for use, installation dimensions, and more information is available in instruction book included with the lock
- Applications: various cabinets or lockers in sauna areas, spas, gyms, offices, schools

Item No.	Position	Door Thickness (mm) Min	Max
32031	Horizonal	11	27
32032	Vertical	11	27

tel | 800 847 0486 fax | 866 561 6617

3201 Series
Keypad Electronic Cabinet Lock

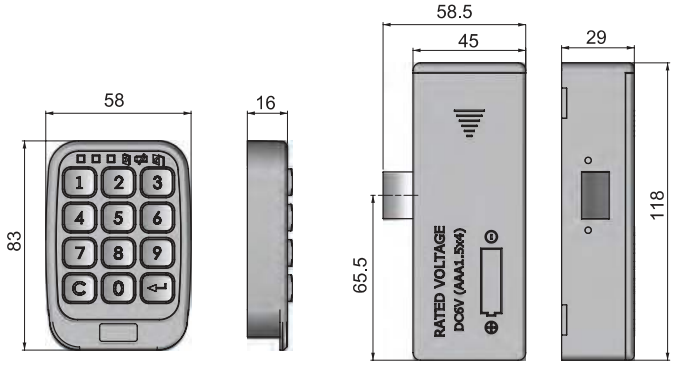

NEW

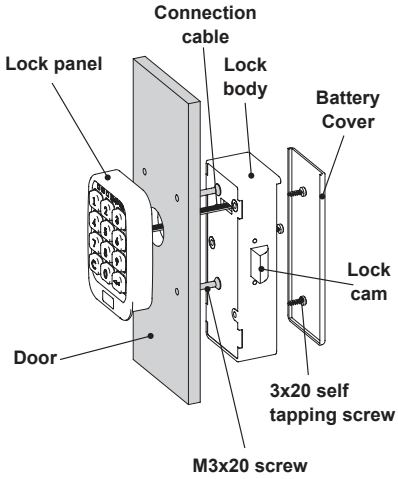

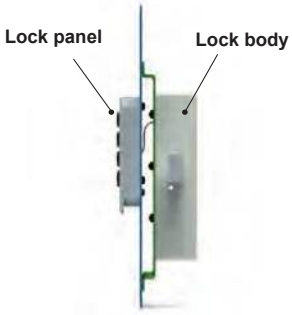

Specifications

- Material:
  Lock Panel: Zinc Only
  Keys: Plastic
  Lock Body: Plastic
  Cam: Zinc Only
- Digital password: >=4, <=10
- Power source: 4 AAA alkaline batteries
- Static current: <220mA
- Alarm power: <4.7V
- Memory capacity: 4160 bit
- Work temperature: -25°C to 65°C
- Store temperature: -25°C to 85°C
- Store time: > 10 years
- Change: 1,000,000 times
- Work humidity: 5 to 95% RH (no condensation)

External power socket

External power supply product code: 340.0.2643 (Order separately)

Features

- Electronic solution for improving security
- Input password to open door; no need for card or key
- Two types:
  - Public with temporary password
  - Private with permanent password
- Two management levels:
  - Master code
  - User code
- Low power alarm; the lock will indicate when the battery has insufficient power
- Emergency open; external power supply can be used via a socket in the lock if sufficient battery power is not available
- Applications: various cabinets or lockers in sauna areas, spas, gyms, offices, schools
- Instructions for use, installation dimensions, etc. included in the instruction book with the lock

Item No.
3201

ELECTRONIC CABINET LOCKS

3301 Series
Remote Control Electronic Cabinet Lock

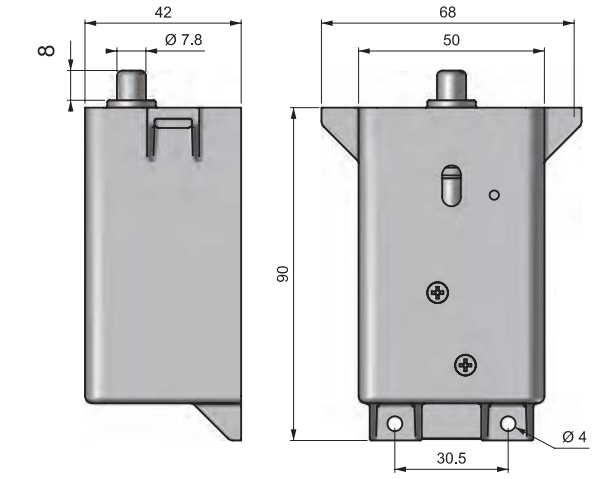

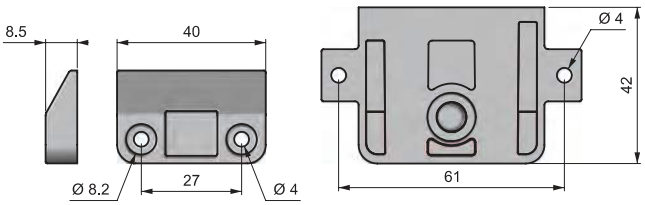

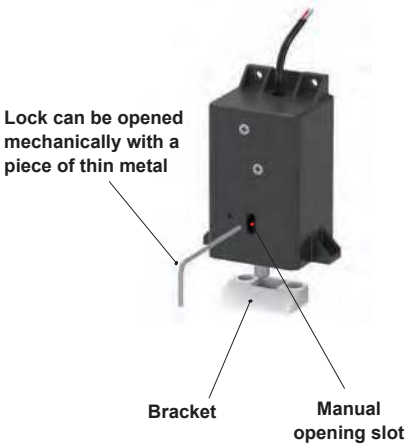

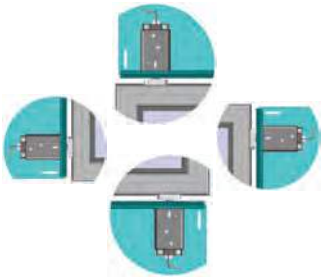

Multidirectional Application

Specifications

- Material:
  Body: Plastic
  Plunger: Steel
  Bracket: Delrin
- Input voltage: 12 V to 18 V
- Output current: 650 mA x2
- Working voltage: 220 V AC (with a special transformer)
- RF frequency: 433.92 MHz
- Work temperature: -25°C to 70°C
- Control: Microprocessor
- Cable length: 70 cm
- Alert type: Buzzer
- Stroke: 8 mm
- Identification: Master, remote control
- Locking security: Watchdog

Features

- Electronic solution for improving security
- Open and close remote control
- Manual opening slot in case of power outage
- New remote control identification with a master remote control
- More than one lock can be controlled by one remote control or vice versa
- More than one remote control can control one lock
- Applications: coolers, fridges, electric panels, cabinets

Item No.
3301

CUSTOM SOLUTIONS AVAILABLE

Looking for a different color, material, size... or something else?

We Can Create It!

- Expert In-House Engineering Design Team
- 3D CAD & 3D Printing Technology Available
- Rapid Prototyping to Bring Your Ideas to Life

PINS & LANYARDS

NEW

DETENT PINS ..... 734 - 736

KNOB DETENT PINS 736

WIRE LOCK PINS 737

LYNCH PINS 737

POSITIVE LOCKING PINS ..... 738 - 740

PIN RECEPTACLES 740

POP PINS 741

SPRING LOADED PLUNGER PINS ..... 741 - 743

WIRE ROPE LANYARDS 744

COILED LANYARDS 745

RING DETENT PINS

RD Series
Ring Detent Pins

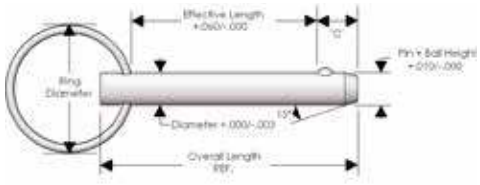

Specifications
- Pin Material: Stainless Steel

Features
- Economical and convenient way to adjust or remove accessories on equipment
- Equipped with pull ring for rapid release
- Chamfered tip assists in quickly locating hole

Item No.	Pin Diameter in	Effective Length in	Ball Position C in	Overall Length in	Pin & Ball Height in	Ring OD in
RD3160500----70	3/16	0.500	0.200	0.887	0.204	1.000
RD3160750----70	3/16	0.750	0.200	1.137	0.204	1.000
RD3161000----70	3/16	1.000	0.200	1.387	0.204	1.000
RD3161125----70	3/16	1.125	0.200	1.512	0.204	1.000
RD3161250----70	3/16	1.250	0.200	1.637	0.204	1.000
RD3161500----70	3/16	1.500	0.200	1.887	0.204	1.000
RD3161750----70	3/16	1.750	0.200	2.000	0.204	1.000
RD3162000----70	3/16	2.000	0.200	2.387	0.204	1.000
RD3163000----70	3/16	3.000	0.200	3.387	0.204	1.000
RD4X0500-----70	1/4	0.500	0.312	1.062	0.286	1.000
RD4X0750-----70	1/4	0.750	0.312	1.312	0.286	1.000
RD4X1000-----70	1/4	1.000	0.312	1.562	0.286	1.000
RD4X1250-----70	1/4	1.250	0.312	1.812	0.286	1.000
RD4X1500-----70	1/4	1.500	0.312	2.062	0.286	1.000
RD4X1750-----70	1/4	1.750	0.312	2.312	0.286	1.000
RD4X2000-----70	1/4	2.000	0.312	2.562	0.286	1.000
RD4X2250-----70	1/4	2.250	0.312	2.812	0.286	1.000
RD4X2500-----70	1/4	2.500	0.312	3.062	0.286	1.000
RD4X3000-----70	1/4	3.000	0.312	3.562	0.286	1.000
RD5X1000-----70	5/16	1.000	0.375	1.625	0.358	1.000
RD5X1500-----70	5/16	1.500	0.375	2.125	0.358	1.000
RD5X2000-----70	5/16	2.000	0.375	2.625	0.358	1.000
RD5X2500-----70	5/16	2.500	0.375	3.125	0.358	1.000
RD5X3000-----70	5/16	3.000	0.375	3.625	0.358	1.000
RD5X3500-----70	5/16	3.500	0.375	4.125	0.358	1.000
RD5X4000-----70	5/16	4.000	0.375	4.625	0.358	1.000
RD6X0750-----70	3/8	0.750	0.375	1.375	0.426	1.000
RD6X1000-----70	3/8	1.000	0.375	1.625	0.426	1.000
RD6X1250-----70	3/8	1.250	0.375	1.875	0.426	1.000
RD6X1500-----70	3/8	1.500	0.375	2.125	0.426	1.000
RD6X1750-----70	3/8	1.750	0.375	2.375	0.426	1.000
RD6X2000-----70	3/8	2.000	0.375	2.625	0.426	1.000
RD6X2250-----70	3/8	2.250	0.375	2.875	0.426	1.000
RD6X2500-----70	3/8	2.500	0.375	3.125	0.426	1.000
RD6X2750-----70	3/8	2.750	0.375	3.375	0.426	1.000
RD6X3000-----70	3/8	3.000	0.375	3.625	0.426	1.000
RD6X3500-----70	3/8	3.500	0.375	4.125	0.426	1.000
RD6X4000-----70	3/8	4.000	0.375	4.625	0.426	1.000
RD6X4500-----70	3/8	4.500	0.375	5.125	0.426	1.000
RD6X5000-----70	3/8	5.000	0.375	5.625	0.426	1.380
RD8X0750-----70	1/2	0.750	0.625	1.550	0.570	1.380
RD8X1000-----70	1/2	1.000	0.625	1.750	0.570	1.380
RD8X1250-----70	1/2	1.250	0.625	2.000	0.570	1.380
RD8X1500-----70	1/2	1.500	0.625	2.250	0.570	1.380
RD8X1750-----70	1/2	1.750	0.625	2.500	0.570	1.380
RD8X2000-----70	1/2	2.000	0.625	2.750	0.570	1.380
RD8X2500-----70	1/2	2.500	0.625	3.250	0.570	1.380
RD8X3000-----70	1/2	3.000	0.625	3.750	0.570	1.380
RD8X3500-----70	1/2	3.500	0.625	4.250	0.570	1.380
RD8X4000-----70	1/2	4.000	0.625	4.750	0.570	1.380
RD8X4500-----70	1/2	4.500	0.625	5.250	0.570	1.380
RD8X5000-----70	1/2	5.000	0.625	5.750	0.570	1.380
RD8X6000-----70	1/2	6.000	0.625	6.750	0.570	1.380

Note: Other configurations, materials, and customizations available upon request.

ESSENTIAL SOLUTIONS DELIVERED

VISIT OUR WEBSITE
www.essentracomponents.com

GIVE US A CALL
800 847 0486

SEND US AN EMAIL
sales@essentracomponents.com

SEND US A FAX
866 561 6617

RD Series
Ring Detent Pins

Specifications
- Pin Material: Grade 2 Low Carbon Steel
- Plating: Clear Zinc

Features
- Economical and convenient way to adjust or remove accessories on equipment
- Equipped with pull ring for rapid release
- Chamfered tip assists in quickly locating hole

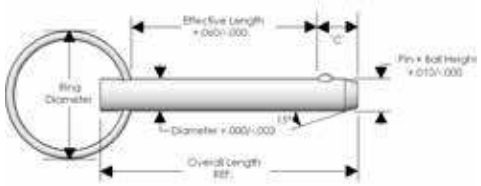

Item No.	Pin Diameter	Effective Length	Ball Position "C"	Overall Length	Pin & Ball Height	Ring OD
	in	in	in	in	in	in
RD3160500----2R	3/16	0.500	0.200	0.887	0.204	1.000
RD3160750----21	3/16	0.750	0.200	1.137	0.204	1.000
RD3161000----21	3/16	1.000	0.200	1.387	0.204	1.000
RD3161250----21	3/16	1.250	0.200	1.637	0.204	1.000
RD3161375----70	3/16	1.375	0.200	1.750	0.204	1.000
RD3161500----21	3/16	1.500	0.200	1.887	0.204	1.000
RD3162000----21	3/16	2.000	0.200	2.387	0.204	1.000
RD3162500----21	3/16	2.500	0.200	2.887	0.204	1.000
RD3163000----21	3/16	3.000	0.200	3.387	0.204	1.000
RD4X0500-----21	1/4	0.500	0.312	1.062	0.286	1.000
RD4X0750-----2R	1/4	0.750	0.312	1.312	0.286	1.000
RD4X1000-----2R	1/4	1.000	0.312	1.562	0.286	1.000
RD4X1250-----2R	1/4	1.250	0.312	1.812	0.286	1.000
RD4X1500-----2R	1/4	1.500	0.312	2.062	0.286	1.000
RD4X1750-----2R	1/4	1.750	0.312	2.312	0.286	1.000
RD4X2000-----2R	1/4	2.000	0.312	2.562	0.286	1.000
RD4X2250-----21	1/4	2.250	0.312	2.812	0.286	1.000
RD4X2500-----21	1/4	2.500	0.312	3.062	0.286	1.000
RD4X2750-----21	1/4	2.750	0.312	3.312	0.286	1.000
RD4X3000-----2R	1/4	3.000	0.312	3.562	0.286	1.000
RD5X1000-----21	5/16	1.000	0.375	1.625	0.358	1.000
RD5X1250-----21	5/16	1.250	0.375	1.875	0.358	1.000
RD5X1500-----21	5/16	1.500	0.375	2.125	0.358	1.000
RD5X1750-----21	5/16	1.750	0.375	2.375	0.358	1.000
RD5X2000-----21	5/16	2.000	0.375	2.625	0.358	1.000
RD5X2250-----21	5/16	2.250	0.375	2.875	0.358	1.000
RD5X2500-----21	5/16	2.500	0.375	3.125	0.358	1.000
RD5X2750-----21	5/16	2.750	0.375	3.375	0.358	1.000
RD5X3000-----21	5/16	3.000	0.375	3.625	0.358	1.000
RD6X0750-----2R	3/8	0.750	0.375	1.375	0.426	1.000
RD6X1000-----21	3/8	1.000	0.375	1.625	0.426	1.000
RD6X1500-----2R	3/8	1.500	0.375	2.125	0.426	1.000
RD6X1750-----2R	3/8	1.750	0.375	2.250	0.426	1.000
RD6X2000-----21	3/8	2.000	0.375	2.625	0.426	1.000
RD6X2500-----21	3/8	2.500	0.375	3.125	0.426	1.000
RD6X3000-----21	3/8	3.000	0.375	3.625	0.426	1.000
RD6X3500-----21	3/8	3.500	0.375	4.125	0.426	1.000
RD6X4000-----21	3/8	4.000	0.375	4.625	0.426	1.000
RD6X4500-----21	3/8	4.500	0.375	5.125	0.426	1.000
RD6X5000-----21	3/8	5.000	0.375	5.625	0.426	1.380
RD8X1000-----21	1/2	1.000	0.625	1.750	0.570	1.380
RD8X1500-----21	1/2	1.500	0.625	2.250	0.570	1.380
RD8X2000-----2R	1/2	2.000	0.625	2.750	0.570	1.380
RD8X2500-----21	1/2	2.500	0.625	3.250	0.570	1.380
RD8X3000-----2R	1/2	3.000	0.625	3.750	0.570	1.380
RD8X3500-----21	1/2	3.500	0.625	4.250	0.570	1.380
RD8X4000-----21	1/2	4.000	0.625	4.750	0.570	1.380
RD8X4500-----21	1/2	4.500	0.625	5.250	0.570	1.380
RD8X5000-----2R	1/2	5.000	0.625	5.750	0.570	1.380
RD8X5500-----21	1/2	5.500	0.625	6.250	0.570	1.380
RD8X6000-----2R	1/2	6.000	0.625	6.750	0.570	1.380

Note: Other configurations, materials, and customizations available upon request.

CABLE GLANDS, GROMMETS & CONDUIT
800 847 0486 | www.essentracomponents.com

KNOB DETENT PINS

TD Series
Threaded Detent Pins

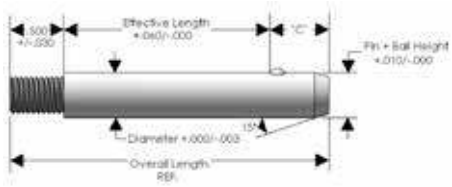

Specifications
- Pin Material: Grade 2 Low Carbon Steel
- Plating: Clear Zinc

Features
- Economical and convenient way to adjust or remove accessories on equipment
- Threaded end allows you to attach the pin to your choice of mating threaded component
- Chamfered tip assists in quickly locating hole

Item No.	Pin Diameter in	Effective Length in	Ball Position C in	Overall Length in	Pin & Ball Height in	Thread Pitch
TD4C1000-----21	1/4	1.000	0.250	1.750	0.286	1/4-20 UNC 2A
TD4C1500-----2R	1/4	1.500	0.250	2.250	0.286	1/4-20 UNC 2A
TD4C1750-----21	1/4	1.750	0.250	2.500	0.286	1/4-20 UNC 2A
TD4C2000-----2R	1/4	2.000	0.250	2.750	0.286	1/4-20 UNC 2A
TD4C2500-----21	1/4	2.500	0.250	3.250	0.286	1/4-20 UNC 2A
TD4C2750-----2R	1/4	2.750	0.250	3.500	0.286	1/4-20 UNC 2A
TD4C3000-----2R	1/4	3.000	0.250	3.750	0.286	1/4-20 UNC 2A
TD4C3750-----21	1/4	3.750	0.250	4.500	0.286	1/4-20 UNC 2A
TD4C4000-----21	1/4	4.000	0.250	4.750	0.286	1/4-20 UNC 2A
TD5C2750-----21	5/16	2.750	0.375	3.500	0.358	5/16-18 UNC 2A
TD5C3000-----21	5/16	3.000	0.375	3.750	0.358	5/16-18 UNC 2A
TD6C1000-----21	3/8	1.000	0.375	1.850	0.426	3/8-16 UNC 2A
TD6C1500-----21	3/8	1.500	0.375	2.375	0.426	3/8-16 UNC 2A
TD6C2000-----21	3/8	2.000	0.375	2.875	0.426	3/8-16 UNC 2A
TD6C2125-----2R	3/8	2.125	0.375	3.000	0.426	3/8-16 UNC 2A
TD6C2500-----21	3/8	2.500	0.375	3.375	0.426	3/8-16 UNC 2A
TD6C3000-----21	3/8	3.000	0.375	3.875	0.426	3/8-16 UNC 2A
TD6C3125-----2R	3/8	3.125	0.375	4.000	0.426	3/8-16 UNC 2A
TD8C2500-----2R	1/2	2.500	0.500	3.500	0.570	3/8-16 UNC 2A
TD8C3250-----21	1/2	3.250	0.500	4.250	0.570	3/8-16 UNC 2A

Note: Other configurations, materials, and customizations available upon request.

KD Series
Knob Detent Pins

Type 1

Type 2

Type 3

Specifications
- Pin Material: Grade 2 Low Carbon Steel
- Plating: Clear Zinc
- Knob Material: Polypropylene
- At Rest Lanyard Length (in): 6.000

Features
- Convenient way to adjust or remove accessories on equipment
- Easy to grasp knob allows for a comfortable grip for rapid release
- Chamfered tip assists in quickly locating hole
- May be equipped with a flexible expandable coiled lanyard for loss prevention

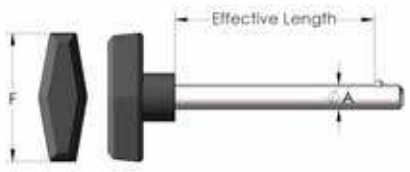

Lanyard Assembly

Item No.	Pin Diameter in	Effective / Grip Length in	Knob Type	Knob Diameter in	Lanyard
KN4X1750T5-D-21	1/4	1.500	Type 1	2.000	No
KN4X2250B3-D-21	1/4	2.000	Type 3	1.360	No
KN4X2250TR6DL21	1/4	2.000	Type 2	2.250	Yes
KN4X3250B3-D-21	1/4	3.000	Type 3	1.360	No
KN4X3250T5-D-21	1/4	3.000	Type 1	2.000	No
KN4X3250TR6DL21	1/4	3.000	Type 2	2.250	Yes
KN4X4000T5-D-21	1/4	3.750	Type 1	2.000	No
KN4X4250TR6DL21	1/4	4.000	Type 2	2.250	Yes
KN6X2000T5-D-21	3/8	1.625	Type 1	2.000	No
KN6X2500B3-D-21	3/8	2.125	Type 3	1.360	No
KN6X2500TR6DL21	3/8	2.125	Type 2	2.250	Yes
KN6X3500TR6DL21	3/8	3.125	Type 2	2.250	Yes
KN6X3500B3-D-21	3/8	3.125	Type 3	1.360	No
KN8X3750B3-D-21	1/2	3.250	Type 3	1.360	No
KN8X3750TR6DL21	1/2	3.250	Type 2	2.250	Yes

Note: Other configurations, materials, and customizations available upon request.

WL Series
Wire Lock Pins

Round

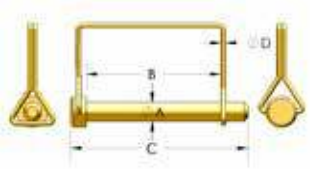

Square

Specifications
- Pin Material: See Table
- Plating: See Table

Features
- Convenient way to adjust or remove accessories on equipment
- Combine the benefits of a pin and cotter combination in a single, dependable assembly
- Simply pull the wire loop over the pin to lock it in place
- Available for round or square tubing

Round Wire Lock Pins

Item No.	A in	B in	C in	D in	Pin Material	Plating Material
WL3X1750RND--23	3/16	1.750	2.300	.092	Grade 2 Steel	Black Hexavalent Zinc
WL4X1750RND--Y2R	1/4	1.750	2.500	.092	Grade 2 Steel	Yellow Trivalent Zinc
WL4X2312RND--Y2R	1/4	2.312	2.875	.092	Grade 2 Steel	Yellow Trivalent Zinc
WL5X2375RND--Y2R	5/16	2.380	3.000	.092	Grade 2 Steel	Yellow Trivalent Zinc
WL6X2250RND--Y2R	3/8	2.250	3.125	.092	Grade 2 Steel	Yellow Trivalent Zinc

Square Wire Lock Pins

Item No.	A in	B in	C in	D in	Pin Material	Plating Material
WL4X2250SQ---Y2R	1/4	2.250	3.200	.092	Grade 2 Steel	Yellow Trivalent Zinc
WL5X2375SQ---Y2R	5/16	2.380	3.000	.092	Grade 2 Steel	Yellow Trivalent Zinc
WL6X2250SQ---Y2R	3/8	2.250	3.125	.092	Grade 2 Steel	Yellow Trivalent Zinc

Note: Other configurations, materials, and customizations available upon request.

LP Series
Lynch Pins

Specifications
- Pin Material: Grade 2 Low Carbon Steel
- Plating: Steel Zinc & Yellow CR+3 Trivalent Zinc

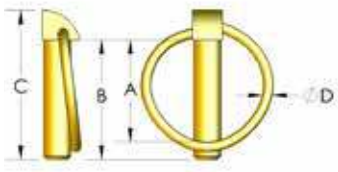

Features
- Self-locking ring snaps into place to securely hold the assembly
- Convenient way to adjust or remove accessories on equipment
- Allows for fast and rapid removal
- Lynch Pins are forged steel for maximum strength and plated zinc with yellow dichromate for corrosion resistance

Item No.	Pin Diameter in	A (±0.125)	B (±0.125)	C (±0.125)	D (±0.016)
LP3/16X1-1/8-Y2R	3/16	1.125	1.422	1.750	0.125
LP1/4X1-7/16-Y2R	1/4	1.438	1.750	2.125	0.109
LP5/16X1-1/2-Y2R	5/16	1.500	1.781	2.156	0.125
LP7/16X1-15/32Y2R	7/16	1.469	1.750	2.219	0.156
LP7/16X1-19/32Y2R	7/16	1.594	2.000	2.500	0.172

POSITIVE LOCKING PINS

PL Series
T-Handle Positive Locking Pins

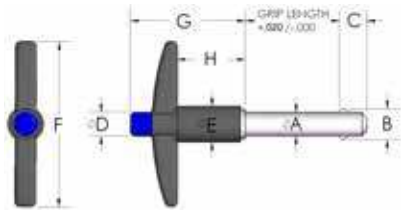

Specifications
- Pin Material: See Table
- Handle Material: Black Cast Aluminum
- Button Material: Black Aluminum

Features
- Secure method of making adjustments on equipment
- Ball detents will not collapse in without pushing of the button
- Ring allows for easy attachment of optional wire lanyard
- Can be attached to a wire rope lanyard for loss prevention

Item No.	Pin Diameter	Grip Length	A		B	C	D	E	F	G	H	Pin Material	Plating Material
	in	in	Min	Max	±.005	+.000 / -.040	in	in	in	in	in		
PL3X0500T----01	3/16 (#10)	0.500	0.187	0.189	0.220	0.260	0.250	0.500	1.813	1.250	0.750	Steel	Zinc Plated
PL3X0500T----X0	3/16 (#10)	0.500	0.187	0.189	0.220	0.260	0.250	0.500	1.813	1.250	0.750	Stainless Steel	Plain
PL3X1000T----01	3/16 (#10)	1.000	0.187	0.189	0.220	0.260	0.250	0.500	1.813	1.250	0.750	Steel	Zinc Plated
PL3X1000T----X0	3/16 (#10)	1.000	0.187	0.189	0.220	0.260	0.250	0.500	1.813	1.250	0.750	Stainless Steel	Plain
PL3X1500T----01	3/16 (#10)	1.500	0.187	0.189	0.220	0.260	0.250	0.500	1.813	1.250	0.750	Steel	Zinc Plated
PL3X1500T----X0	3/16 (#10)	1.500	0.187	0.189	0.220	0.260	0.250	0.500	1.813	1.250	0.750	Stainless Steel	Plain
PL3X2000T----01	3/16 (#10)	2.000	0.187	0.189	0.220	0.260	0.250	0.500	1.813	1.250	0.750	Steel	Zinc Plated
PL3X2000T----X0	3/16 (#10)	2.000	0.187	0.189	0.220	0.260	0.250	0.500	1.813	1.250	0.750	Stainless Steel	Plain
PL4X0500T----01	1/4	0.500	0.247	0.249	0.289	0.290	0.250	0.500	1.813	1.250	0.750	Steel	Zinc Plated
PL4X0500T----X0	1/4	0.500	0.247	0.249	0.289	0.290	0.250	0.500	1.813	1.250	0.750	Stainless Steel	Plain
PL4X1000T----01	1/4	1.000	0.247	0.249	0.289	0.290	0.250	0.500	1.813	1.250	0.750	Steel	Zinc Plated
PL4X1000T----X0	1/4	1.000	0.247	0.249	0.289	0.290	0.250	0.500	1.813	1.250	0.750	Stainless Steel	Plain
PL4X1500T----01	1/4	1.500	0.247	0.249	0.289	0.290	0.250	0.500	1.813	1.250	0.750	Steel	Zinc Plated
PL4X1500T----X0	1/4	1.500	0.247	0.249	0.289	0.290	0.250	0.500	1.813	1.250	0.750	Stainless Steel	Plain
PL4X2000T----01	1/4	2.000	0.247	0.249	0.289	0.290	0.250	0.500	1.813	1.250	0.750	Steel	Zinc Plated
PL4X2000T----X0	1/4	2.000	0.247	0.249	0.289	0.290	0.250	0.500	1.813	1.250	0.750	Stainless Steel	Plain
PL5X1000T----01	5/16	1.000	0.310	0.311	0.375	0.330	0.250	0.500	1.813	1.250	0.750	Steel	Zinc Plated
PL5X1000T----X0	5/16	1.000	0.310	0.311	0.375	0.330	0.250	0.500	1.813	1.250	0.750	Stainless Steel	Plain
PL5X1500T----01	5/16	1.500	0.310	0.311	0.375	0.330	0.250	0.500	1.813	1.250	0.750	Steel	Zinc Plated
PL5X1500T----X0	5/16	1.500	0.310	0.311	0.375	0.330	0.250	0.500	1.813	1.250	0.750	Stainless Steel	Plain
PL5X2000T----01	5/16	2.000	0.310	0.311	0.375	0.330	0.250	0.500	1.813	1.250	0.750	Steel	Zinc Plated
PL5X2000T----X0	5/16	2.000	0.310	0.311	0.375	0.330	0.250	0.500	1.813	1.250	0.750	Stainless Steel	Plain
PL5X2500T----01	5/16	2.500	0.310	0.311	0.375	0.330	0.250	0.500	1.813	1.250	0.750	Steel	Zinc Plated
PL5X2500T----X0	5/16	2.500	0.310	0.311	0.375	0.330	0.250	0.500	1.813	1.250	0.750	Stainless Steel	Plain
PL6X1000T----01	3/8	1.000	0.372	0.374	0.440	0.365	0.313	0.594	2.000	1.438	0.938	Steel	Zinc Plated
PL6X1000T----X0	3/8	1.000	0.372	0.374	0.440	0.365	0.313	0.594	2.000	1.438	0.938	Stainless Steel	Plain
PL6X1500T----01	3/8	1.500	0.372	0.374	0.440	0.365	0.313	0.594	2.000	1.438	0.938	Steel	Zinc Plated
PL6X1500T----X0	3/8	1.500	0.372	0.374	0.440	0.365	0.313	0.594	2.000	1.438	0.938	Stainless Steel	Plain
PL6X2000T----01	3/8	2.000	0.372	0.374	0.440	0.365	0.313	0.594	2.000	1.438	0.938	Steel	Zinc Plated
PL6X2000T----X0	3/8	2.000	0.372	0.374	0.440	0.365	0.313	0.594	2.000	1.438	0.938	Stainless Steel	Plain
PL6X2500T----01	3/8	2.500	0.372	0.374	0.440	0.365	0.313	0.594	2.000	1.438	0.938	Steel	Zinc Plated
PL6X2500T----X0	3/8	2.500	0.372	0.374	0.440	0.365	0.313	0.594	2.000	1.438	0.938	Stainless Steel	Plain
PL6X3000T----01	3/8	3.000	0.372	0.374	0.440	0.365	0.313	0.594	2.000	1.438	0.938	Steel	Zinc Plated
PL6X3000T----X0	3/8	3.000	0.372	0.374	0.440	0.365	0.313	0.594	2.000	1.438	0.938	Stainless Steel	Plain
PL6X3500T----01	3/8	3.500	0.372	0.374	0.440	0.365	0.313	0.594	2.000	1.438	0.938	Steel	Zinc Plated
PL6X3500T----X0	3/8	3.500	0.372	0.374	0.440	0.365	0.313	0.594	2.000	1.438	0.938	Stainless Steel	Plain
PL8X1500T----01	1/2	1.500	0.497	0.499	0.594	0.460	0.469	0.750	2.000	1.625	1.000	Steel	Zinc Plated
PL8X1500T----X0	1/2	1.500	0.497	0.499	0.594	0.460	0.469	0.750	2.000	1.625	1.000	Stainless Steel	Plain
PL8X2000T----01	1/2	2.000	0.497	0.499	0.594	0.460	0.469	0.750	2.000	1.625	1.000	Steel	Zinc Plated
PL8X2000T----X0	1/2	2.000	0.497	0.499	0.594	0.460	0.469	0.750	2.000	1.625	1.000	Stainless Steel	Plain
PL8X2500T----01	1/2	2.500	0.497	0.499	0.594	0.460	0.469	0.750	2.000	1.625	1.000	Steel	Zinc Plated
PL8X2500T----X0	1/2	2.500	0.497	0.499	0.594	0.460	0.469	0.750	2.000	1.625	1.000	Stainless Steel	Plain
PL8X3000T----01	1/2	3.000	0.497	0.499	0.594	0.460	0.469	0.750	2.000	1.625	1.000	Steel	Zinc Plated
PL8X3000T----X0	1/2	3.000	0.497	0.499	0.594	0.460	0.469	0.750	2.000	1.625	1.000	Stainless Steel	Plain
PL8X3500T----01	1/2	3.500	0.497	0.499	0.594	0.460	0.469	0.750	2.000	1.625	1.000	Steel	Zinc Plated
PL8X3500T----X0	1/2	3.500	0.497	0.499	0.594	0.460	0.469	0.750	2.000	1.625	1.000	Stainless Steel	Plain
PL8X4000T----01	1/2	4.000	0.497	0.499	0.594	0.460	0.469	0.750	2.000	1.625	1.000	Steel	Zinc Plated
PL8X4000T----X0	1/2	4.000	0.497	0.499	0.594	0.460	0.469	0.750	2.000	1.625	1.000	Stainless Steel	Plain

Note: Other configurations, materials, and customizations available upon request.

PL Series
Button Handle Positive Locking Pins

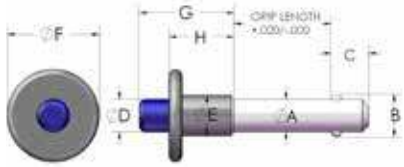

Specifications
- Pin Material: Stainless Steel
- Handle Material: Black Cast Aluminum
- Button Material: Blue Aluminum

Features
- Secure method of making adjustments on equipment
- Ball detents will not collapse in without pushing of the button
- Ring allows for easy attachment of optional wire lanyard
- Can be attached to a wire rope lanyard for loss prevention

Item No.	Pin Diameter	Grip Length	A		B	C	D	E	F	G	H
	in	in	Min	Max	±.005	+.000 / -.040	in	in	in	in	in
PL3X0500B----X0	3/16 (#10)	0.500	0.187	0.189	0.220	0.260	0.250	0.438	0.813	0.813	0.625
PL3X1000B----X0	3/16 (#10)	1.000	0.187	0.189	0.220	0.260	0.250	0.438	0.813	0.813	0.625
PL3X1500B----X0	3/16 (#10)	1.500	0.187	0.189	0.220	0.260	0.250	0.438	0.813	0.813	0.625
PL3X2000B----X0	3/16 (#10)	2.000	0.187	0.189	0.220	0.260	0.250	0.438	0.813	0.813	0.625
PL4X0500B----X0	1/4	0.500	0.247	0.249	0.289	0.290	0.250	0.438	0.813	0.875	0.625
PL4X1000B----X0	1/4	1.000	0.247	0.249	0.289	0.290	0.250	0.438	0.813	0.875	0.625
PL4X1500B----X0	1/4	1.500	0.247	0.249	0.289	0.290	0.250	0.438	0.813	0.875	0.625
PL4X2000B----X0	1/4	2.000	0.247	0.249	0.289	0.290	0.250	0.438	0.813	0.875	0.625
PL5X1000B----X0	5/16	1.000	0.310	0.311	0.375	0.330	0.250	0.438	0.875	0.906	0.625
PL5X1500B----X0	5/16	1.500	0.310	0.311	0.375	0.330	0.250	0.438	0.875	0.906	0.625
PL5X2000B----X0	5/16	2.000	0.310	0.311	0.375	0.330	0.250	0.438	0.875	0.906	0.625
PL5X2500B----X0	5/16	2.500	0.310	0.311	0.375	0.330	0.250	0.438	0.875	0.906	0.625
PL6X1000B----X0	3/8	1.000	0.372	0.374	0.440	0.365	0.313	0.563	1.125	1.031	0.750
PL6X1500B----X0	3/8	1.500	0.372	0.374	0.440	0.365	0.313	0.563	1.125	1.031	0.750
PL6X2000B----X0	3/8	2.000	0.372	0.374	0.440	0.365	0.313	0.563	1.125	1.031	0.750
PL6X2500B----X0	3/8	2.500	0.372	0.374	0.440	0.365	0.313	0.563	1.125	1.031	0.750
PL6X3000B----X0	3/8	3.000	0.372	0.374	0.440	0.365	0.313	0.563	1.125	1.031	0.750
PL6X3500B----X0	3/8	3.500	0.372	0.374	0.440	0.365	0.313	0.563	1.125	1.031	0.750
PL8X1500B----X0	1/2	1.500	0.497	0.499	0.594	0.460	0.438	0.719	1.375	1.188	0.813
PL8X2000B----X0	1/2	2.000	0.497	0.499	0.594	0.460	0.438	0.719	1.375	1.188	0.813
PL8X2500B----X0	1/2	2.500	0.497	0.499	0.594	0.460	0.438	0.719	1.375	1.188	0.813
PL8X3000B----X0	1/2	3.000	0.497	0.499	0.594	0.460	0.438	0.719	1.375	1.188	0.813
PL8X3500B----X0	1/2	3.500	0.497	0.499	0.594	0.460	0.438	0.719	1.375	1.188	0.813
PL8X4000B----X0	1/2	4.000	0.497	0.499	0.594	0.460	0.438	0.719	1.375	1.188	0.813

Note: Other configurations, materials, and customizations available upon request.

PL Series
Ring Handle Positive Locking Pins

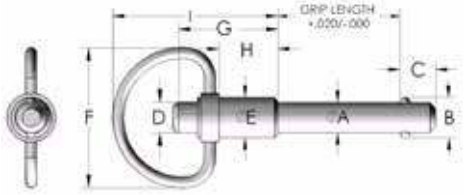

Specifications
- Pin Material: Stainless Steel
- Spindle Material: Stainless Steel
- Button Material: Stainless Steel

Features
- Secure method of making adjustments on equipment
- Ball detents will not collapse in without pushing of the button
- Ring allows for easy attachment of optional wire lanyard
- Can be attached to a wire rope lanyard for loss prevention

Item No.	Pin Diameter	Grip Length	A		B	C	D	E	F	G	H	I
	in	in	Min	Max	±.005	+.000 / -.040	in	in	in	in	in	in
PL3X0500R----X0	3/16" (#10)	0.500	0.187	0.189	0.220	0.260	0.250	0.438	1.125	0.813	0.453	1.344
PL3X1000R----X0	3/16" (#10)	1.000	0.187	0.189	0.220	0.260	0.250	0.438	1.125	0.813	0.453	1.344
PL3X1500R----X0	3/16" (#10)	1.500	0.187	0.189	0.220	0.260	0.250	0.438	1.125	0.813	0.453	1.344
PL3X2000R----X0	3/16" (#10)	2.000	0.187	0.189	0.220	0.260	0.250	0.438	1.125	0.813	0.453	1.344
PL4X0500R----X0	1/4"	0.500	0.247	0.249	0.289	0.290	0.250	0.438	1.125	0.813	0.453	1.344
PL4X1000R----X0	1/4"	1.000	0.247	0.249	0.289	0.290	0.250	0.438	1.125	0.813	0.453	1.344
PL4X1500R----X0	1/4"	1.500	0.247	0.249	0.289	0.290	0.250	0.438	1.125	0.813	0.453	1.344
PL4X2000R----X0	1/4"	2.000	0.247	0.249	0.289	0.290	0.250	0.438	1.125	0.813	0.453	1.344
PL5X1000R----X0	5/16"	1.000	0.310	0.311	0.375	0.330	0.250	0.438	1.125	0.844	0.453	1.344
PL5X1500R----X0	5/16"	1.500	0.310	0.311	0.375	0.330	0.250	0.438	1.125	0.844	0.453	1.344
PL5X2000R----X0	5/16"	2.000	0.310	0.311	0.375	0.330	0.250	0.438	1.125	0.844	0.453	1.344
PL5X2500R----X0	5/16"	2.500	0.310	0.311	0.375	0.330	0.250	0.438	1.125	0.844	0.453	1.344
PL6X1000R----X0	3/8"	1.000	0.372	0.374	0.440	0.365	0.313	0.563	1.125	1.000	0.594	1.500
PL6X1500R----X0	3/8"	1.500	0.372	0.374	0.440	0.365	0.313	0.563	1.125	1.000	0.594	1.500
PL6X2000R----X0	3/8"	2.000	0.372	0.374	0.440	0.365	0.313	0.563	1.125	1.000	0.594	1.500
PL6X2500R----X0	3/8"	2.500	0.372	0.374	0.440	0.365	0.313	0.563	1.125	1.000	0.594	1.500
PL6X3000R----X0	3/8"	3.000	0.372	0.374	0.440	0.365	0.313	0.563	1.125	1.000	0.594	1.500
PL6X3500R----X0	3/8"	3.500	0.372	0.374	0.440	0.365	0.313	0.563	1.125	1.000	0.594	1.500
PL8X1500R----X0	1/2"	1.500	0.497	0.499	0.594	0.460	0.438	0.688	1.375	1.250	0.625	1.875
PL8X2000R----X0	1/2"	2.000	0.497	0.499	0.594	0.460	0.438	0.688	1.375	1.250	0.625	1.875
PL8X2500R----X0	1/2"	2.500	0.497	0.499	0.594	0.460	0.438	0.688	1.375	1.250	0.625	1.875
PL8X3000R----X0	1/2"	3.000	0.497	0.499	0.594	0.460	0.438	0.688	1.375	1.250	0.625	1.875
PL8X3500R----X0	1/2"	3.500	0.497	0.499	0.594	0.460	0.438	0.688	1.375	1.250	0.625	1.875
PL8X4000R----X0	1/2"	4.000	0.497	0.499	0.594	0.460	0.438	0.688	1.375	1.250	0.625	1.875

Note: Other configurations, materials, and customizations available upon request.

POSITIVE LOCKING PINS / PIN RECEPTACLES

PL Series
L-Handle Positive Locking Pins

Specifications
- Pin Material: Stainless Steel
- Handle Material: Black Cast Aluminum
- Button Material: Black Aluminum

Features
- Secure method of making adjustments on equipment
- Ball detents will not collapse in without pushing of the button
- Ring allows for easy attachment of optional wire lanyard
- Can be attached to a wire rope lanyard for loss prevention

Item No.	Pin Diameter	Grip Length	A		B	C	D	E	F	G	H
	in	in	Min	Max	±.005"	+.000" / -.040"	in	in	in	in	in
PL3X0500L----X0	3/16 (#10)	0.500	0.187	0.189	0.220	0.260	0.250	0.500	1.750	1.250	0.750
PL3X1000L----X0	3/16 (#10)	1.000	0.187	0.189	0.220	0.260	0.250	0.500	1.750	1.250	0.750
PL3X1500L----X0	3/16 (#10)	1.500	0.187	0.189	0.220	0.260	0.250	0.500	1.750	1.250	0.750
PL3X2000L----X0	3/16 (#10)	2.000	0.187	0.189	0.220	0.260	0.250	0.500	1.750	1.250	0.750
PL4X0500L----X0	1/4	0.500	0.247	0.249	0.289	0.290	0.250	0.500	1.750	1.250	0.750
PL4X1000L----X0	1/4	1.000	0.247	0.249	0.289	0.290	0.250	0.500	1.750	1.250	0.750
PL4X1500L----X0	1/4	1.500	0.247	0.249	0.289	0.290	0.250	0.500	1.750	1.250	0.750
PL4X2000L----X0	1/4	2.000	0.247	0.249	0.289	0.290	0.250	0.500	1.750	1.250	0.750
PL5X1000L----X0	5/16	1.000	0.310	0.311	0.375	0.330	0.250	0.500	1.750	1.250	0.750
PL5X1500L----X0	5/16	1.500	0.310	0.311	0.375	0.330	0.250	0.500	1.750	1.250	0.750
PL5X2000L----X0	5/16	2.000	0.310	0.311	0.375	0.330	0.250	0.500	1.750	1.250	0.750
PL5X2500L----X0	5/16	2.500	0.310	0.311	0.375	0.330	0.250	0.500	1.750	1.250	0.750
PL6X1000L----X0	3/8	1.000	0.372	0.374	0.440	0.365	0.313	0.594	2.000	1.438	0.938
PL6X1500L----X0	3/8	1.500	0.372	0.374	0.440	0.365	0.313	0.594	2.000	1.438	0.938
PL6X2000L----X0	3/8	2.000	0.372	0.374	0.440	0.365	0.313	0.594	2.000	1.438	0.938
PL6X2500L----X0	3/8	2.500	0.372	0.374	0.440	0.365	0.313	0.594	2.000	1.438	0.938
PL6X3000L----X0	3/8	3.000	0.372	0.374	0.440	0.365	0.313	0.594	2.000	1.438	0.938
PL6X3500L----X0	3/8	3.500	0.372	0.374	0.440	0.365	0.313	0.594	2.000	1.438	0.938
PL8X1500L----X0	1/2	1.500	0.497	0.499	0.594	0.460	0.469	0.750	2.250	1.625	1.000
PL8X2000L----X0	1/2	2.000	0.497	0.499	0.594	0.460	0.469	0.750	2.250	1.625	1.000
PL8X2500L----X0	1/2	2.500	0.497	0.499	0.594	0.460	0.469	0.750	2.250	1.625	1.000
PL8X3000L----X0	1/2	3.000	0.497	0.499	0.594	0.460	0.469	0.750	2.250	1.625	1.000
PL8X3500L----X0	1/2	3.500	0.497	0.499	0.594	0.460	0.469	0.750	2.250	1.625	1.000
PL8X4000L----X0	1/2	4.000	0.497	0.499	0.594	0.460	0.469	0.750	2.250	1.625	1.000

Note: Other configurations, materials, and customizations available upon request.

PR Series
Pin Receptacles

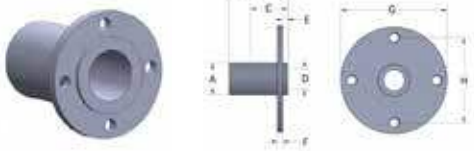

Round

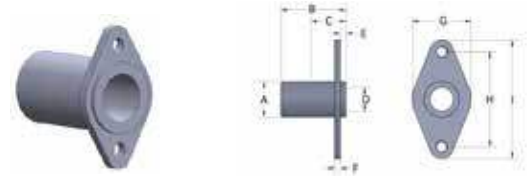

Diamond

Specifications
- Material: Stainless Steel

Features
- When your ball lock pin doesn't have a surface to lock against, use these receptacles for a permanent mating hole
- Receptacle mounting hole size is 6-32, except 1/2" diameter is 10-32

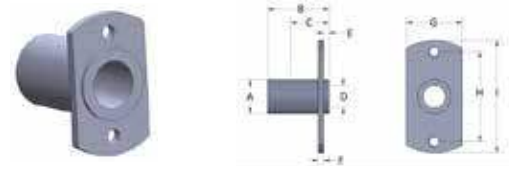

Oval

Circle Pin Receptacles

Item No.	Diameter	A	B	C	D	E	F	G	H
		in	in	in	in	in	in	in	in
PR4X----RND--70	1/4	0.375	0.688	0.375	0.250	0.060	0.060	1.000	1.250
PR5X----RND--70	5/16	0.500	0.750	0.500	0.313	0.060	0.060	1.000	1.250
PR6X----RND--70	3/8	0.563	0.875	0.563	0.375	0.060	0.060	1.000	1.250
PR8X----RND--70	1/2	0.750	1.188	0.750	0.500	0.060	0.060	1.125	1.500

Diamond Pin Receptacles

Item No.	Diameter	A	B	C	D	E	F	G	H	I
		in	in	in	in	in	in	in	in	in
PR4X----DMD--70	1/4	0.375	0.688	0.375	0.250	0.060	0.060	0.625	1.000	1.250
PR5X----DMD--70	5/16	0.500	0.750	0.500	0.313	0.060	0.060	0.625	1.000	1.250
PR6X----DMD--70	3/8	0.563	0.875	0.563	0.375	0.060	0.060	0.625	1.000	1.250
PR8X----DMD--70	1/2	0.750	1.188	0.750	0.500	0.060	0.060	0.875	1.125	1.500

Oval Pin Receptacles

Item No.	Diameter	A	B	C	D	E	F	G	H	I
		in	in	in	in	in	in	in	in	in
PR4X----OVL--70	1/4	0.375	0.688	0.375	0.250	0.060	0.060	0.625	1.000	1.250
PR5X----OVL--70	5/16	0.500	0.750	0.500	0.313	0.060	0.060	0.625	1.000	1.250
PR6X----OVL--70	3/8	0.563	0.875	0.563	0.375	0.060	0.060	0.625	1.000	1.250
PR8X----OVL--70	1/2	0.750	1.188	0.750	0.500	0.060	0.060	0.875	1.125	1.500

Note: Other configurations, materials, and customizations available upon request.

PI Series
Retractable Spring Plungers, Weld Mount

B3

Tapered Tip

PL5

Standard Tip

TR6

Short Tip

Specifications
- Pin Material: C1022 Steel, Case Hard
- Pin Plating: Clear Zinc
- Knob Material: Polypropylene
- Color: Black
- Barrel Material: Steel 1215, C1010-C1021
- Barrel Plating: Plain

Features
- Weld on mating barrel included
- Convenient and quick way to adjust height or length on equipment
- Lock-Out feature holds pin in the retracted position to allow user both hands to make adjustments

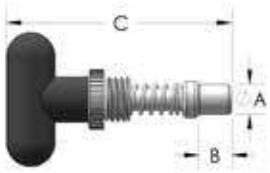

Option to Lock-Out

Item No.	A	B	C	Pin Tip Style	Barrel Diameter	Barrel Height	Knob Style	Knob Diameter	Lock Out Option
	in	in	in		in	in		in	
PI5/16-1.5-B-B3	5/16	0.610	3.720	Standard Straight	1.000	1.500	B3	1.360	No
PI5/16-1.5-BPL5	5/16	0.610	3.590	Standard Straight	1.000	1.500	PL5	1.640	No
PI5/16-1.5-BTR6	5/16	0.610	3.790	Standard Straight	1.000	1.500	TR6	2.270	No
PI3/8-1.5-B--B3	3/8	0.600	3.680	Standard Straight	1.000	1.500	B3	1.360	No
PI3/8-1.5-B-PL5	3/8	0.600	3.570	Standard Straight	1.000	1.500	PL5	1.640	No
PI3/8-1.5-B-TR6	3/8	0.600	3.790	Standard Straight	1.000	1.500	TR6	2.270	No
PI3/8-1.5LOB-B3	3/8	0.610	3.700	Standard Straight	1.000	1.500	B3	1.360	Yes
PI3/8-1.5LOBPL5	3/8	0.610	3.550	Standard Straight	1.000	1.500	PL5	1.640	Yes
PI3/8-1.5LOBTR6	3/8	0.610	3.800	Standard Straight	1.000	1.500	TR6	2.270	Yes
PI1/2-1.5-B--B3	1/2	0.875	3.970	Standard Straight	1.000	1.500	B3	1.360	No
PI1/2-1.5-B-PL5	1/2	0.875	3.840	Standard Straight	1.000	1.500	PL5	1.640	No
PI1/2-1.5-B-TR6	1/2	0.875	4.080	Standard Straight	1.000	1.500	TR6	2.270	No
PI1/2S1.5-B--B3	1/2	0.562	3.620	Short Tip	1.000	1.500	B3	1.360	No
PI1/2S1.5-B-PL5	1/2	0.562	3.540	Short Tip	1.000	1.500	PL5	1.640	No
PI1/2S1.5-B-TR6	1/2	0.562	3.730	Short Tip	1.000	1.500	TR6	2.270	No
PI1/2S2.25-B-B3	1/2	0.550	4.410	Short Tip	1.000	2.250	B3	1.360	No
PI1/2S2.25-BPL5	1/2	0.550	4.270	Short Tip	1.000	2.250	PL5	1.640	No
PI1/2S2.25-BTR6	1/2	0.550	4.530	Short Tip	1.000	2.250	TR6	2.270	No
PI1/2T1.5-B--B3	1/2	0.625	3.680	Tapered Tip	1.000	1.500	B3	1.360	No
PI1/2T1.5-B-PL5	1/2	0.625	3.620	Tapered Tip	1.000	1.500	PL5	1.640	No
PI1/2T1.5-B-TR6	1/2	0.625	3.850	Tapered Tip	1.000	1.500	TR6	2.270	No

Note: Other configurations, materials, and customizations available upon request.

SP Series
Lock-Out Pull Ring Plunger Pins

Specifications
- Pin Material: Steel
- Plating: Clear Zinc

Features
- Hand retractable pins are used as a fast and convenient way to adjust or remove accessories on equipment
- Great for applications with limited space as positioners, loading pins, alignment pins, and indexing devices
- Can add an anti-vibration lock patch onto the threads

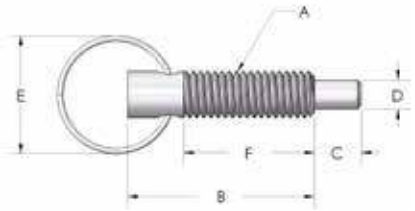

Item No.	A	B	C	D	E	F	End Force (lbs)		Anti-Vibration Lock Patch
	Threads	in	in	in	in	in	Initial	Final	
SP4C---R-X---21	1/4-20	1.140	0.250	0.155	0.620	0.800	1.00	2.50	No
SP4C---R--V--21	1/4-20	1.140	0.250	0.155	0.620	0.800	1.00	2.50	Yes
SP6C---R-----21	3/8-16	1.680	0.375	0.233	0.980	1.200	2.00	4.00	No
SP6C---R--V--21	3/8-16	1.680	0.375	0.233	0.980	1.200	2.00	4.00	Yes
SP8C---R-----2R	1/2-13	2.000	0.500	0.312	1.260	1.400	2.50	5.00	No
SP8C---R--V--2R	1/2-13	2.000	0.500	0.312	1.260	1.400	2.50	5.00	Yes

Note: Other configurations, materials, and customizations available upon request.

SPRING LOADED PLUNGER PINS

SP Series
Non Lock-Out Short Pull Ring Plunger Pins

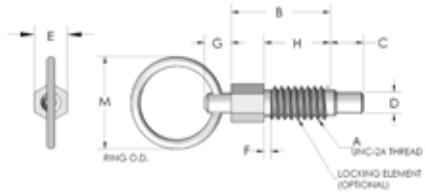

Specifications
- Pin Material: See Table
- Plating: See Table

Features
- Hand retractable pins are used as a fast and convenient way to adjust or remove accessories on equipment
- Great for applications with limited space as positioners, loading pins, alignment pins, and indexing devices
- Can add an anti-vibration lock patch onto the threads

Item No.	A Threads	B in	C in	D in	E in	F in	G in	H in	M in	End Force (lbs) Initial	End Force (lbs) Final	Pin Material	Plating Material	Anti-Vibration Lock Patch
SP4C--SR-----21*	1/4-20	0.440	0.190	0.160	0.250	—	0.180	0.310	0.750	0.50	2.00	Steel	Clear Zinc	No
SP4C--SR--V--21*	1/4-20	0.440	0.190	0.160	0.250	—	0.180	0.310	0.750	0.50	2.00	Steel	Clear Zinc	Yes
SP6C--SR-----21	3/8-16	0.630	0.280	0.250	0.380	0.130	0.190	0.440	0.750	0.75	3.00	Steel	Clear Zinc	No
SP6C--SR-----70	3/8-16	0.630	0.280	0.250	0.380	0.130	0.190	0.440	0.750	0.75	3.00	Stainless Steel	Plain	No
SP6C--SR--V--21	3/8-16	0.630	0.280	0.250	0.380	0.130	0.190	0.440	0.750	0.75	3.00	Steel	Clear Zinc	Yes
SP6C--SR--V--70	3/8-16	0.630	0.280	0.250	0.380	0.130	0.190	0.440	0.750	0.75	3.00	Stainless Steel	Plain	Yes
SP8C--SR-----21	1/2-13	0.810	0.380	0.310	0.500	0.130	0.250	0.560	1.000	1.00	4.00	Steel	Clear Zinc	No
SP8C--SR-----70	1/2-13	0.810	0.380	0.310	0.500	0.130	0.250	0.560	1.000	1.00	4.00	Stainless Steel	Plain	No
SP8C--SR--V--21	1/2-13	0.810	0.380	0.310	0.500	0.130	0.250	0.560	1.000	1.00	4.00	Steel	Clear Zinc	Yes
SP8C--SR--V--70	1/2-13	0.810	0.380	0.310	0.500	0.130	0.250	0.560	1.000	1.00	4.00	Stainless Steel	Plain	Yes
SP1C--SR-----21	5/8-11	1.000	0.440	0.380	0.620	0.130	0.310	0.690	1.000	1.25	5.00	Steel	Clear Zinc	No
SP1C--SR--V--21	5/8-11	1.000	0.440	0.380	0.620	0.130	0.310	0.690	1.000	1.25	5.00	Steel	Clear Zinc	Yes

***No thread relief for 1/4-20 series.**

Note: Other configurations, materials, and customizations available upon request.

SP Series
Lock-Out T-Handle Retractable Plunger Pins



Specifications
- Pin Material: Stainless Steel
- Plating: See Table

Features
- Hand retractable pins are used as a fast and convenient way to adjust or remove accessories on equipment
- Great for applications with limited space as positioners, loading pins, alignment pins, and indexing devices
- Can add an anti-vibration lock patch onto the threads

Item No.	A Threads	B in	C in	D in	E in	F in	G in	End Force (lbs) Initial	End Force (lbs) Final	Anti-Vibration Lock Patch
SP4C--T---L--70*	1/4-20	1.140	0.250	0.155	1.130	0.130	0.800	1.00	2.50	No
SP4C--T---LV-70*	1/4-20	1.140	0.250	0.155	1.130	0.130	0.800	1.00	2.50	Yes
SP6C--T---L--70	3/8-16	1.680	0.375	0.233	1.500	0.130	1.200	2.00	4.00	No
SP8C--T---L--70	1/2-13	2.000	0.500	0.312	2.000	0.160	1.400	2.50	5.00	No
SP8C--T---LV-70	1/2-13	2.000	0.500	0.312	2.000	0.160	1.400	2.50	5.00	Yes

***No thread relief for 1/4-20 series.**

Note: Other configurations, materials, and customizations available upon request.

SP Series
Non Lock-Out Plastic Knob Plunger Pins

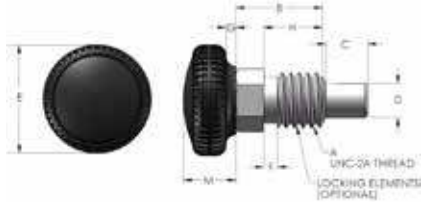

Specifications
- Pin Material: Steel
- Plating: Clear Zinc

Features
- Hand retractable pins are used as a fast and convenient way to adjust or remove accessories on equipment
- Great for applications with limited space as positioners, loading pins, alignment pins, and indexing devices
- Can add an anti-vibration lock patch onto the threads

Item No.	A Threads	B in	C in	D in	E in	F in	G in	H in	M in	End Force (lbs) Initial	End Force (lbs) Final	Anti-Vibration Lock Patch
SP4C--SK3----21*	1/4-20	0.440	0.190	0.160	0.750	—	0.170	0.310	0.460	0.50	2.00	No
SP4C--SK3-V--21*	1/4-20	0.440	0.190	0.160	0.750	—	0.170	0.310	0.460	0.50	2.00	Yes
SP6C--SK3----21	3/8-16	0.630	0.280	0.250	0.750	0.130	0.170	0.440	0.460	0.75	3.00	No
SP6C--SK3-V--21	3/8-16	0.630	0.280	0.250	0.750	0.130	0.170	0.440	0.460	0.75	3.00	Yes
SP8C--SK4----21	1/2-13	0.810	0.380	0.310	1.000	0.130	0.170	0.560	0.580	1.00	4.00	No
SP8C--SK4-V--21	1/2-13	0.810	0.380	0.310	1.000	0.130	0.170	0.560	0.580	1.00	4.00	Yes

***No thread relief for 1/4-20 series.**

Note: Other configurations, materials, and customizations available upon request.

SPRING LOADED PLUNGER PINS

SP Series
Metal Knurled Knob Retractable Plunger Pins

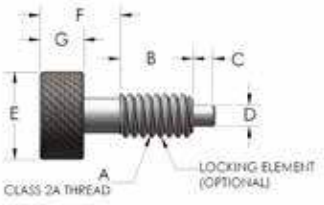

Specifications
- Pin Material: See Table
- Plating: See Table

Features
- Hand retractable pins are used as a fast and convenient way to adjust or remove accessories on equipment
- Great for applications with limited space as positioners, loading pins, alignment pins, and indexing devices
- Can add an anti-vibration lock patch onto the threads

Item No.	A Threads	B in	C in	D in	E in	F in	G in	End Force (lbs) Initial	End Force (lbs) Final	Pin Material	Plating Material	Lock-Out Feature	Anti-Vibration Lock Patch
SP4C--SM---L-70	1/4-20	0.500	0.125	0.123	0.500	0.313	0.019	1.00	4.00	Stainless Steel	Plain	No	No
SP4C--SM--LL-21	1/4-20	0.500	0.125	0.123	0.500	0.313	0.019	1.00	4.00	Steel	Clear Zinc	Yes	Yes
SP4C--SM--LL-70	1/4-20	0.500	0.125	0.123	0.500	0.313	0.019	1.00	4.00	Stainless Steel	Plain	Yes	Yes
SP5C--SM--LL-21	5/16-18	0.625	0.188	0.154	0.630	0.375	0.250	1.00	6.00	Steel	Clear Zinc	Yes	Yes
SP6C--SM--LL-21	3/8-16	0.750	0.218	0.185	0.750	0.500	0.310	1.00	8.00	Steel	Clear Zinc	Yes	Yes
SP8C--SM--L--21	1/2-13	0.875	0.250	0.248	1.000	0.625	0.380	1.00	10.00	Steel	Clear Zinc	Yes	Yes
SP8C--SM--LL-70	1/2-13	0.875	0.250	0.248	1.000	0.625	0.380	1.00	10.00	Stainless Steel	Plain	Yes	Yes

Note: Other configurations, materials, and customizations available upon request.

SP Series
Lock-Out Lever Style Plunger Pins

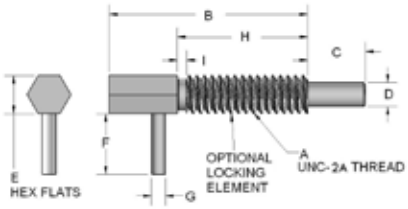

Specifications
- Pin Material: See Table
- Plating: See Table

Features
- Hand retractable pins are used as a fast and convenient way to adjust or remove accessories on equipment
- Great for applications with limited space as positioners, loading pins, alignment pins, and indexing devices
- Can add an anti-vibration lock patch onto the threads

Item No.	A Threads	B in	C in	D in	E in	F in	G in	H in	I in	End Force (lbs) Initial	End Force (lbs) Final	Pin Material	Plating Material	Anti-Vibration Lock Patch
SP4C--L---L--70	1/4-20	1.250	0.380	0.160	0.250	0.500	0.090	0.800	--	0.50	2.50	Stainless Steel	Plain	No
SP4C--L---LV-70	1/4-20	1.250	0.380	0.160	0.250	0.500	0.090	0.800	--	0.50	2.50	Stainless Steel	Plain	Yes
SP6C--L---L--21	3/8-16	2.000	0.560	0.250	0.380	0.750	0.140	1.310	0.130	0.75	3.75	Steel	Clear Zinc	No
SP6C--L---L--70	3/8-16	2.000	0.560	0.250	0.380	0.750	0.140	1.310	0.130	1.00	3.75	Stainless Steel	Plain	No
SP6C--L---LV-21	3/8-16	2.000	0.560	0.250	0.380	0.750	0.140	1.310	0.130	0.75	3.75	Steel	Clear Zinc	Yes
SP6C--L---LV-70	3/8-16	2.000	0.560	0.250	0.380	0.750	0.140	1.310	0.130	1.00	3.75	Stainless Steel	Plain	Yes
SP8C--L---L--70	1/2-13	2.110	0.750	0.310	0.500	0.930	0.190	1.250	0.150	1.00	5.00	Stainless Steel	Plain	No
SP8C--L---LV-70	1/2-13	2.110	0.750	0.310	0.500	0.930	0.190	1.250	0.150	1.00	5.00	Stainless Steel	Plain	Yes

Note: Other configurations, materials, and customizations available upon request.

SP Series
Lock-Out Short Lever Style Plunger Pins

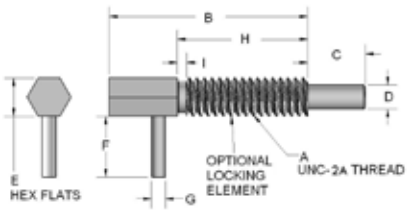

Specifications
- Pin Material: Stainless Steel
- Plating: See Table

Features
- Hand retractable pins are used as a fast and convenient way to adjust or remove accessories on equipment
- Great for applications with limited space as positioners, loading pins, alignment pins, and indexing devices
- Can add an anti-vibration lock patch onto the threads

Item No.	A Threads	B in	C in	D in	E in	F in	G in	H in	I in	End Force (lbs) Initial	End Force (lbs) Final	Anti-Vibration Lock Patch
SP4C--SL--L--70	1/4-20	0.750	0.200	0.160	0.250	0.400	0.090	0.500	—	0.12	0.50	No
SP4C--SL--LV-70	1/4-20	0.750	0.200	0.160	0.250	0.400	0.090	0.500	—	0.12	0.50	Yes
SP6C--SL--L--70	3/8-16	1.130	0.300	0.250	0.380	0.750	0.140	0.750	0.130	0.25	1.25	No
SP6C--SL--LV-70	3/8-16	1.130	0.300	0.250	0.380	0.750	0.140	0.750	0.130	0.25	1.25	Yes
SP8C--SL--L--70	1/2-13	1.500	0.400	0.310	0.500	0.750	0.190	1.000	0.150	0.50	2.00	No
SP8C--SL--LV-70	1/2-13	1.500	0.400	0.310	0.500	0.750	0.190	1.000	0.150	0.50	2.00	Yes

Note: Other configurations, materials, and customizations available upon request.

WIRE ROPE LANYARDS

LN Series
Wire Rope Lanyards

Style 1

Style 2

Style 3

Style 4

Specifications
- Lanyard Material: 7x7 Aircraft Cable
- Jacket Color: Clear
- Length is Measured center of terminus to center of terminus
- Tab Material: Aluminum
- Crimp: Aluminum
- Stake Eye Material: Steel, Nickel Plating

Features
- Wire lanyards are ideal for tethering and loss prevention
- 7x7 aircraft cable is chosen for its strength and flexibility
- Not for load bearing applications; load bearing versions are available upon request

Item No.	Wire Diameter in	Coated Diameter in	Length in	Terminus 1	Terminus 2	Style	Wire Material	Jacket Material
LN3/6406000337N	3/64	1/16	6	3/4 Loop	3/4 Loop	1	Stainless Steel	Nylon
LN3/640600033GP	3/64	1/16	6	3/4 Loop	3/4 Loop	1	Galvanized	PVC
LN3/64060003B7N	3/64	1/16	6	3/4 Loop	#10 Stake Eye	2	Stainless Steel	Nylon
LN3/64060003BGP	3/64	1/16	6	3/4 Loop	#10 Stake Eye	2	Galvanized	PVC
LN3/64060003E7N	3/64	1/16	6	3/4 Loop	1/4" Stake Eye	2	Stainless Steel	Nylon
LN3/64060003EGP	3/64	1/16	6	3/4 Loop	1/4" Stake Eye	2	Galvanized	PVC
LN3/64060003Q7N	3/64	1/16	6	3/4 Loop	#10 Tab	4	Stainless Steel	Nylon
LN3/64060003QGP	3/64	1/16	6	3/4 Loop	#10 Tab	4	Galvanized	PVC
LN3/6406000BB7N	3/64	1/16	6	#10 Stake Eye	#10 Stake Eye	3	Stainless Steel	Nylon
LN3/6406000BBGP	3/64	1/16	6	#10 Stake Eye	#10 Stake Eye	3	Galvanized	PVC
LN3/6406000FF7N	3/64	1/16	6	3/8 Stake Eye	3/8 Stake Eye	3	Stainless Steel	Nylon
LN3/6406000FFGP	3/64	1/16	6	3/8 Stake Eye	3/8 Stake Eye	3	Galvanized	PVC
LN3/6412000337N	3/64	1/16	12	3/4 Loop	3/4 Loop	1	Stainless Steel	Nylon
LN3/641200033GP	3/64	1/16	12	3/4 Loop	3/4 Loop	1	Galvanized	PVC
LN3/64120003B7N	3/64	1/16	12	3/4 Loop	#10 Stake Eye	2	Stainless Steel	Nylon
LN3/64120003BGP	3/64	1/16	12	3/4 Loop	#10 Stake Eye	2	Galvanized	PVC
LN3/64120003E7N	3/64	1/16	12	3/4 Loop	1/4" Stake Eye	2	Stainless Steel	Nylon
LN3/64120003EGP	3/64	1/16	12	3/4 Loop	1/4" Stake Eye	2	Galvanized	PVC
LN3/64120003Q7N	3/64	1/16	12	3/4 Loop	#10 Tab	4	Stainless Steel	Nylon
LN3/64120003QGP	3/64	1/16	12	3/4 Loop	#10 Tab	4	Galvanized	PVC
LN3/6412000BB7N	3/64	1/16	12	#10 Stake Eye	#10 Stake Eye	3	Stainless Steel	Nylon
LN3/6412000BBGP	3/64	1/16	12	#10 Stake Eye	#10 Stake Eye	3	Galvanized	PVC
LN3/6412000FF7N	3/64	1/16	12	3/8 Stake Eye	3/8 Stake Eye	3	Stainless Steel	Nylon
LN3/6412000FFGP	3/64	1/16	12	3/8 Stake Eye	3/8 Stake Eye	3	Galvanized	PVC

Note: Other configurations are available upon request.

LN Series
Wire Rope Lanyards - Green Jacket

Style 1

Style 2

Style 4

Specifications
- Lanyard Material: 7x7 Aircraft Cable
- Jacket Color: Green
- Tab Material: Aluminum
- Crimp Material: Aluminum
- Stake Eye Material: Steel, Nickel Plating

Features
- Wire lanyards are ideal for tethering and loss prevention
- 7x7 aircraft cable is chosen for its strength and flexibility
- Ends are stripped and may contain bare wire
- Not for load bearing applications; load bearing versions are available upon request

Item No.	Wire Diameter in	Coated Diameter in	Length in	Terminus 1	Terminus 2	Style Number	Wire Material	Jacket Material
LN3/640600X337X	3/64	1/16	6.000	5/16 Loop	5/16 Loop	1	Stainless Steel	Green Nylon
LN3/640600X3B7X	3/64	1/16	6.000	5/16 Loop	13/64 Stake Eye	2	Stainless Steel	Green Nylon
LN3/640600X3Q7X	3/64	1/16	6.000	5/16 Loop	1/4 Tab	4	Stainless Steel	Green Nylon
LN3/641200X337X	3/64	1/16	12.000	5/16 Loop	5/16 Loop	1	Stainless Steel	Green Nylon
LN3/641200X3B7X	3/64	1/16	12.000	5/16 Loop	13/64 Stake Eye	2	Stainless Steel	Green Nylon
LN3/641200X3Q7X	3/64	1/16	12.000	5/16 Loop	1/4 Tab	4	Stainless Steel	Green Nylon

Note: Other configurations are available upon request.

LN Series
Coiled Lanyards

Style 1

Style 2

Specifications
- Lanyard Material: Polyurethane
- Split Ring Material: Steel Nickel Plate
- Crimp Material: Aluminum

Features
- Extremely durable and highly elastic. A stretched lanyard will expand to more than 10 times its contracted length
- Perfect for securing pins, tools, etc. in applications requiring large differences in positioning
- Not for load bearing applications; load bearing versions are available upon request

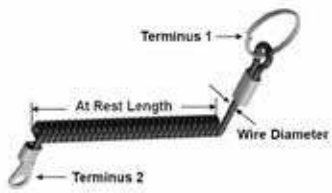

Item No.	Wire Diameter in	At Rest Length in	Terminus 1	Terminus 2	Style
LN.11X3.25N10SE	0.11	3.250	#10 Stake Eye	Split Ring .844 ID	2
LN.11X6.0-N10SE	0.11	6.000	#10 Stake Eye	Split Ring .844 ID	2
LN.11X6.0WRINGR	0.11	6.000	Straight Tail	Split Ring .844 ID	1
LN.15X5.0W/RING	0.15	5.000	Straight Tail	Split Ring 1"	1

Note: Other configurations are available upon request.

ACCESS SOLUTIONS

Whatever your project demands, we can help with a comprehensive range of high-quality Access Hardware and custom solutions for all your application requirements.

With free CAD's, samples and specialist advice available, there is no better choice for your solutions provider.

UL® File Number & UL® Yellow Cards

Underwriter's Laboratories Inc. (UL®), plastics classification number is used to describe the performance of material. Tests conducted by UL® may include the determination of material flammability (burning characteristics), ignition characteristics from various thermal and electrical sources, electrical tracking, other electrical characteristics, physical and mechanical characteristics, and analytical tests. In addition, the effect of long-term exposure to elevated temperature (air-oven aging), water, ultraviolet light, cold, etc. on property-retention may be evaluated.

For more information and to download the UL® Yellow Card for a product, please visit www.ul.com and click on "Certifications."

UL® Flame Rating

UL94 classifications V-0, V-1, V-2, and HB describe the flame retardant levels for a given resin. V-0 rated resins typically have the highest flame resistance followed by V-1, V-2, and HB.

For more information on UL® Flame Ratings and the Burn Test, please visit www.ul.com.

Common Material Abbreviations

ABS = Acrylonitrile Butadiene Styrene

Acetal/POM = Polyacetal

CPVC = Chlorinated Polyvinyl Chloride

EPDM = Ethylene-Propylene-Diene-Monomer

HDPE = High-Density Polyethylene

HIPS = High Impact Polystyrene

LCP = Liquid Crystal Polymer

LDPE = Low-Density Polyethylene

Nitrile Rubber = Acrylonitrile Rubber

Nylon = Polyamide (PA)

PBT = Polybutylene Terephthalate

PC = Polycarbonate

PE = Polyethylene

PEI = Polyetherimide

PP = Polypropylene

PPE/PS = Polyphenylene Ether/Polystyrene Alloy

PPE/SB = Polyphenylene Ether/Styrene-Butadiene Alloy

PPS = Polyphenylene Sulfide

PS = Polystyrene

PSU = Polysulfone

PU = Polyurethane

PVC = Polyvinyl Chloride

PVDF = Polyvinylidene Fluoride

SEBS = Styrene-Ethylene Butylene-Styrene Block Copolymer

SIR = Silicone Molding Compound

TPE = Thermoplastic Elastomer

TPR = Thermoplastic Rubber

Adhesive Tape Usage Guidelines

Loads & Product Usage Guidelines

Long-term maximum product application loads generally should not exceed 0.25 psi. The surface area of contact is very critical for bond strength, so the amount of tape used should be maximized based on the application. In general, the tensile strength of the adhesive is higher than the peel or shear strength, so the product should be designed to be loaded in tension whenever possible.

Nylon & Adhesive Shelf Life

If products are kept under the Ideal Storage Conditions, shelf life is 1 year from date of shipment.

Ideal Storage Conditions

Stored in the original unopened bags at 73°F (23°C) and 50% relative humidity.

Temperature Considerations

Ideal application temperature for most adhesives is 70° - 100°F (21° - 38°C). Lower application temperatures should be avoided as the adhesive will be too firm and may not 'wet out' sufficiently.

Application Guide

Surface Condition: The bonding surfaces must be clean, uniform, dry and free of condensation. Do not use on fabric, coarse concrete, loose paint, or rough, loose surfaces.

Surface Preparation: For maximum performance, clean the mounting surfaces with a cleaning solvent such as a 50/50 mixture of isopropyl alcohol and water. Be sure to follow the solvent manufacturer's directions for use. Some surfaces may require a sealant or primer to achieve the desired bonding. Test the product on your actual application.

Application Pressure: Remove the release liner being very careful not to touch the adhesive surface and then quickly and firmly press the product into place. Firm pressure is needed to ensure full contact and to allow the adhesive to fully wet-out on the mating surfaces.

Dwell Time: The bond strength is affected by the substrate surface, application temperature and dwell time. At room temperature approximately half of the bond strength will be obtained within the first half hour with the majority of the strength achieved within 24 hours. Therefore, whenever possible wait 24 hours before applying load.

Acrylic vs. Rubber Based Adhesives: In general, rubber based adhesives offer higher initial tack whereas acrylic based adhesives maintain higher mechanical strength over time. One should evaluate the performance of the product on the actual end use application. Contact your local Essentra representative for additional physical property and chemical resistance data.

MATERIAL DATA CHART FOR INJECTION AND DIP MOLDED PRODUCTS

	Polyethylene			Nylon 6/6								
	Low Density	High Density	Polypropylene	UL94 V2 RMS-01	UL94 V0 RMS-19	V2 Heat Stabilized RMS-47	V2 UV Stabilized RMS-46	Thermoplastic Rubber	Standard Dip Vinyl	High Temperature Vinyl	EPDM	Silicone Rubber
Service Temperatures												
Continuous °F/°C	150/66	165/74	250/121	185/85	230/110	239/115	185/85	275/135	200/93	250/149	300/149	450/232
Intermittent °F/°C	175/79	215/102	257/125	—	—	—	—	300/148	350/177	425/218	425/218	600/315
Resistance Characteristics												
Effect of Sunlight	Crazes rapidly unless black color or ultraviolet inhibitor is used.		Crazes Rapidly	Discolors Slightly	Discolors Slightly	Discolors Slightly	Good Resistance	Crazes	Good Resistance	Good Resistance	Very Resistant	Very Resistant
Effect of Weak Acids	Resistant	Very Resistant	None	Resistance	Resistance	Resistance	Resistance	Very Resistant	Very Resistant	Very Resistant	Good Restance	Poor
Effect of Strong Acids	Attacked by oxidizing acids	Attacked Slowly by oxidizing acids	Attacked by oxidizing acids	Attacked	Attacked	Attacked	Attacked	Attacked by oxidizing acids	Resistant	Resistant	Very Resistant	Poor
Effect of Weak Alkalies	Resistant	Very Resistant	None	None	None	None	None	Very Resistant	Very Resistant	Very Resistant	Very Resistant	Poor
Effect of Strong Alkalies	Resistant	Very Resistant	Very Resistant	None	None	None	None	Very Resistant	Resistant	Resistant	Very Resistant	Poor
Effect of Organic Solvents	Resistant Below (140°F/60°C)	Resistant Below (176°F/80°C)	Resistant Below (176°F/80°C)	Resists Most	Resists Most	Resists Most	Resists Most	Resists Most	Resistant to alcohols, aliphatic hydrocarbons and oils	Resistant to alcohols, aliphatic hydrocarbons and oils	Resistant	Poor

Chart is a guide for typical applications for products. Due to the number of variables in each process, some products may not work for the application shown above, we recommend sampling to ensure. Material data contained in this chart is for reference only. Essentra Components reserves the right to change this information at any time without notification. Please consult factory for more information.

0 - 9

003 613
005XXXXXXX05 265
005XXXXXXX14 278
008 573
010 556
011 558
012 610
012520LP 150
012A 611
013 609
015 205
016 ..... 600 -605
016A 600
01ABTS 182
01B 160
01CD 159
01EYEB 182
01F 157
01FHWS 181
01FPC 158
01G 186
01H 175
01P 153
01POST 144
01PPC 155
01PW 151
01R 161
01S ..... 184 - 185
01T 183
01W 151
01WF 155
01WPC 152
01X ..... 168 - 169
020 621
021 622
02A 163
02APC 163
02B 164
03 173
030 621
032 (Washer) 204
032 (Lock) 622
033 (Washer) 204
033 (Lock) 623
035 608
03XM225 171
03FXM225 172
040 ..... 5124 - 525, 527 - 528
0425020LPN 150
045 620
04HDN 191
04HFN 191
04HJN 190
04HN 188
04HNDIN34814 189
04HNPC 188
04MP 416
04PJN 190
04SJN 190
050 ..... 552 - 553
057 554
05CN 192
05LCN 192
05SCN 193
060 538
062 560
063 552
064 561
065 563
066 541
06DLWN 194
06DWN 193
06WN 194
06WNA 194
06WNC 194
070 582
071 615
072 580
075 550
077 535
079 624
07LN 189
084 509
085 507
086 507
087 511
089 689
08MTN 191
08TNA 191
090 663
091 (Fastener) 129
091 (Hinge) 663
092 (Fastener) 141
092 (Hinge) 663
093 664
094 698
097 684
098 682
099 ..... 634 - 635
09T 179
09TEG 180
09V 181
10SC 209
10SCM 209
11SFW 208
12SWS ..... 212 -216
1399 622
13CS 208
13ME ..... 266 - 276
13RS ..... 266 - 276
13RSSR ..... 266 - 276
13SP ..... 266 - 276
13SPRT 281
13SS 280
13STS 280
14HTSP 261
14MMHTSP 261
15TSP 262
16CW 217
16FW ..... 195 - 202
16FWRT 206
16MLSW 207
16M 203
16SRRW 206
17M34815 203
17M34816 203
17SLN 189
17SPRING 207
17W ..... 195 - 202
18TRM 304
21CGS 287
21PTC 301
22AAWC 316
22ACC 352
22AF 415
22AWC ..... 322 - 323, 344, 347
22CAW 317
22CAWC 320
22CC ..... 313 - 314
22CM 298
22DGHC 392
22DPC 321
22DSC 321
22FCC 353
22HC 391
22HCFC 391
22HSC 391
22HDCC 315
22LF 337
22LGWH 343
22MP 413
22MWCA 344
22MWHA 342
22NCC 325
22QRC 326
22RCPM 350
22SCP 354
22SEWC 340
22SL ..... 382 - 383
22SLCLIP 385
22SOWC 337
22SPC 321
22SPW 386
22SWRC 324
22WC 354
22WHA 342
22WHB 342
22WTR 326
23CDC 384
23CT 356
23DBEZ 335
23EZ 334
23EZAB 332
23EZF 331
23EZLB ..... 335 - 336
23EZS 331, 333
23EZSFA 335
23FCPM 376
23LB 362
23LP 362
23MP ..... 419 - 420
23MPT 421
23MPET 421

23RCFB 311
23RCFB035C 318
23TA ..... 370 - 373, 375
23TAHL 377
24SW 217
26RIV 148
27AC 129
27AMR 141
27CINCH 122
27DLP 232
27DM 143
27DMSP 236
27DSP 234
27FTP 251
27KYP 241
27LAD 245
27LCSP 229
27LED 303
27LLP 228
27LMSP 228
27LMTP 255
27LSP 233
27LTP 227
27MLMTP 254
27MMP 236
27MP 235
27MRF ..... 141 - 142, 143
27MRM ..... 142 - 143
27MSP 235
27MTP 254
27MXT ..... 136 - 137
27PIF ..... 132 - 133
27POSTNT 144
27PP 144
27PS 248
27RSFK 145
27RSFP 145
27RT 138
27RV 244
27SCH 170
27SCHW 174
27SCK 182
27SCP 155
27SCR 162
27SNC 128
27SR 120
27STF 142
27STM 142
27TCSP 229
27TM 143
27TMSP 229
27TPF 125
27QB 141
27XT ..... 136 - 137
27XTS 139
29F 218
29R 218
29W 218
29RN 219
29WN 218
32 170
32W 174
33A 166
34 177
35HSP 363
35MHSP 363
36MF ..... 257 - 258
38SD 187
38TR 187
3P 486
45SNHK 223
4P 488
4S 489
50BH 178
50D 162
50F 158
50G 156
50H 165
50I 164
50J 176
50K 169
50L 167
50M 167
50N 154
50P 152
50R 186
50S 178
50T 181
5S 491
60SGC 147
60SGN 146, 148
60SPG 147
61APF 134
61ASM 134
61PR ..... 126 - 127
61PRT 127
61PPRT 128
61RR 125
61WA 133
62MP 404, 417
62MPKOP 405
62MPS 404
62PP 405
62PPM 406
62VP 417
62WP 406
100 675
108 570
110 557
111 559
113 123
115 607
116 605
140 530
150, 300, 600, 900 95
160 540
161 546
162 567
165 564
166 562
167 139
170 581
171 616
173 2064174
512
177 536
179 626
183 178
184 188
184 (Handle) 509
185 204
186XXXX70409 264
186 (Handle) 506
187 511
189 689
191 672
192 664
193 664
197 685
199 636
200 679
204 568
208 571
211 567
214 599
218 572
219 569
240 ..... 531 - 532
250 553
257 555
260 550
261 549
262 564
266 541
270 583
271 615
274 512
279 625
286 509
287 510
289 692
293 668
295 ..... 690 - 691
297 686
298 687
299 637
300 656
304 608
308 579
310 179
315 606
318 578
320 (Cable Shunting Ring) 588
320 (Pivot Pin) 688
340 (Latch) ..... 533 - 534
340 (Draw Latch) 628
360 542
361 545
362 560
366 563
371 616
374 512
377 537
387 510
389 688
393 667

394....699
395....693
398....683
399....638 - 639
400....681
401....174
460....551
461....539
462....617
471....617
487....510
493....670
497....137
498....680
499....641
500....657
540....526, 529
560....543
561....546
562....565
566....562
585....205
593....674
599....642
600....676 - 677
601....575
612....561
2660....544
662....565 - 566
671....614
693....650
695....694
699....651
700....678
708....576 - 577
712....654
760....544
761....547 - 548
793....665
795....695
800....658
840XXX....306
893....666
899....655
900....645
908....574
993....669
995....696 - 697
1093....673
1095....698
1199....653
1293....671
1299....640
1301....122
1399....646
1499....648
1599....643 - 644
1699....647
2099....661
2150....589
2152....589
2215....589
2216....589
2399....659
2499....660
2599....662
2700....628
2750....627
2751....627
2800....618
3101....711
3102....712
3103....713
3104....714
3105....717
3106....717, 718
3111....715
3112....716
3201....729
3202....727
3203....728
3204....721
3205....722
3211....723
3212....724
3213....725
3214....726
3301....730
3311....720
3341....719
3400....708, 710
3402....707 - 708
3414....710
3415....701
3416....709
3417....709
4299....652
4952....141
5517....240
8201....143
8501....145

A

A....28
ACGC....291
ACGE....291
AFB....457
AFCC....351
AFD....457
AFH....457
AFM....455
AFMP....455
AFP....454
AFPM....454
AFR....457
AFS (Tube Insert)....456
AFS (Wrap)....389
AFSM....456
AFSQ....439
AFT....456
AFTM....456
AHG....407
AIC....442
AKKL....316
AKKSL....316
AL....310
APM....134
APR....134
APT....134
AR....28
ARW....129
ASB....414
ASK....327
ASP....466
ASR....134
AST....134

B

B....55
B (Knob)....498, 499
BAB....459
BCR....462
BCS....462
BDH....460
BDS....464
BF....464
BFP....1054
BFS....463
BFSA....463
BG....110
BHC....238
BHDF....238
BHDL....238
BHF....139
BHKL....331
BHL....238
BHLWHC....311
BI....446
BIB....459
BL....54
BL NYLON....54
BLANKING....46
BLM....55
BLWF....57
BMS-D....286
BMS-S....286
BNC....149
BODY....46
BP (Plug)....41
BP....406
BPE....403
BPF....135
BPFR....135
BPM....459
BR....141
BRR....461
BSS....464
BST....462
BT....361
BTR....461
BW....94

C

CBABS 247
CBABS33 246
CBBHS 238
CBDLS1 230
CBDLS2 231
CBDLS3 231
CBDLS5 232
CBDLS6 232
CBE 293
CBG 285
CBLS 228
CBLS1 230
CBLS2 230
CBLS3 237
CBLS5 237
CBBHS 240
CBLSP0 234
CBLSP1 234
CBLSP2 233
CBLSP3 234
CBMFTS ..... 257 - 258
CBMLSP0 237
CBMSP0 236
CBMSP2 235
CBPS 248
CBPSW 250
CBRLDS 245
CBRLSS 248
CBS 227
CBSB 246
CBSBT 246
CBS-TF 252
CBS-TFM 256
CBS-TM 254
CBS-TMM 259
CBSP 241
CBSPM 241
CBSS 250, 279
CBTFS 252
CBTMS 254
CCA 315, 318
CCBSBT 246
CCL ..... 313 - 314
CCP 318
CCP-1-01 292
CDLCBST 238
CER 278
CEX 91
CF 380, 382
CFCC 348
CFCCA 349
CFCCS 349
CGA 424
CGB 424
CGC 424
CG-M 422
CG-NPT 422
CG-PG 423
CGRA 423
CH (Fastener) 150
CH (Clip) 326
CH (Channel) 429
CLC 316
CLCBST 229
CP (Plug) 43
CP (Connector Plug) 403
CPLSP0 236
CPLSP1 236
CPST 249
CRCBSRE 243
CRLCBSK 243
CRLCBSR 245
CRLCBSRE 243
CS ..... 382 - 383
CS (Panel Catch) 700
CSEZ 384
CSP 280
CSR 280
CT (Cable Ties) 356, 358
CTWR 357
CTDH 361
CTG 359
CTHD 358
CTHS 359
CTMT 363
CTR 359

D

D (Cap) 36
D (Clamp) 325
DCS 701
DF 128
DFCC 351
DFRD 446
DFSQ 439
DG 407
DGB 407
DHURC 324
DHURCS 324
DL 702
DLCBS 230
DLCBS2 230
DLCBS3 231
DLCBS4 231
DLCBS5 232
DLCBS6 232
DLCBS7 230
DLCBSAT 237
DLCBST 237
DLCBSHD 231
DLCBSM 232
DLCBSRA3 232
DLMSP 235
DLMSPM 236
DLS 702
DLSP-1 234
DLSP-3 233
DM (Cap) ..... 29 - 30
DM (HT) ..... 68 - 69
DM (Pipe Cap) 94
DM (Tube Cap) 450
DMBR 114
DMPC (HT) 71
DMPC 31
DMS ..... 29 - 30
DMSQ 442
DMVP 42
DP 62
DP (Dummy Plug) 406
DRC 338
DSC 429
DTL 335
DWP 508, 510, 513

E

E 33
ECM 34
ECS 33
EFA02 402
EFA02-03 402
EFA02-35 402
EFA02-43 401
EFA04 ..... 398 - 399
EFA04-02 397
EFA04-25-001 394
EFA04-27 399
EFA04-53 399
EFA04-6X 397
EFA52 401
EFA70-01 401
EFA70-07 401
EG 147
EG (Spacer) 282
EHCBS 240
EHWSE 425
EN 50
ES 365
EWSE 425
EWSJS 425
EXWHC 311
EZP 52

F

F 493, 494
FB 211
FBM 211
FBR 458
FC 307
FCE 307
FC CAP 36
FC PLUG 47
FCA 381
FCA200 381
FCC 351
FCCA 353
FCCB 353
FCCE 348
FCCS 349
FCLC 352
FCLCS 352
FCRC 352
FCSE 353
FCW 353
FCWSF 352

FCWSS 348
FEC (Cap) 31
FEC (HT Cap) 72
FF (Flange Protector) 102
FF 458
FGA 295
FGPT 297
FH 307
FLCBS 228
FLS 101
FM 294
FMB 294
FMM 294
FMPT 295
FNC 63
FNH 63
FP 56
FPC 90
FPL 48
FPQS 114
FPR 95
FPS 114
FQT 704
FR 295
FRBS 388
FRD 449
FT (Plug) 42
FT (HT Plug) 82
FTH 374
FTH-1 373
FTH-4 371
FTH-5 370
FTH-7 370
FTH-8 371
FTH-9 375
FTH-10 371
FTH-11 373
FTH-13 372
FTH-14 372
FTH-17 373
FTH-22 375
FTH-24 374
FTH-27 376
FTH-28RS 372
FTH-30 375
FTH-31 377
FTH-34 372
FTH-35 372
FTH-40 371
FTH-RKW 377
FTP 450

G

G 39
GASK 632
GFA 415
GFB 445
GP ..... 24 - 26
GR 410
GR67 418
GRC 408
GRD 407
GRE 428
GRF 460
GRIP 515
GRO 409
GRQ 412
GRS 408
GSB 445
GSS 223

H

H 47
HBG 149
HBS 508
HBSC 508
HC 84
HCV 84
HDC 449
HDSB 360
HDST 506
HEWSE 426
HEX 35
HEX (Knob) 505
HFCC 354
HG 408
HIPC 699
HISF 649
HIW 675
HLCC 318
HLD 449
HMSP-TM 254
HNSM-1 264
HP 104
HR 386
HS 84
HS (Standoff) 262
HSM 260
HSP 115
HSR 131
HST 3:1 393
HST ADHESIVE 394
HST CLEAR 393
HST YG 393
HST 392
HSTP 79
HT 362
HTSN-2 256
HTSN-3 259
HTRTC 298
HUC 321
HURC 324
HURCBH 324
HURCS 324
HV 84
HV90 84
HVSQ 84

I

I 50
IEC 298
IEC-TO3 299

K

K 62
K (Knob) 502
KD 736
KKC 320
KKD 319
KKDL 319
KKF 320
KKJ 319
KKL 319
KKR 319
KKU 322
KL 334
KLB 332
KLBS 332
KLH 333
KNF 193
KNS 487, 490, 494
KS 503, 504
KSLBN 241
KSLSP 241
KSP 490
KTE 496
KY 130

L

LAAD 629
LAFL 629
LAOC 629
LB 365
LBI 446
LBT 362
LCBG 285
LCBG-T 285
LCBS 226
LCBSA-3 227
LCBSA-6 226
LCBSB 245
LCBST 229
LCBSBM 246
LCBSM 227
LCBS-2 226
LCBS-4 227
LCBS-5 228
LCBS-7 227
LCBS-8 226
LCBS-HT 226
LCBS-L 250
LCBS-TF 252
LCBS-TM 253
LCCBS-TF 251
LEDC 305
LEDCR 305
LEDH 304
LEDHPM 305
LEDM-1 303
LEDM-2 303
LEDM-3 303
LEDS 301
LEDS1E 302
LEDS2E 302
LEDS2M 302

LEWSE....426
LF....27
LLD....450
LMSP....228
LMTP....253
LN....744 - 745
LNCBS....228
LP....737
LRDR....443
LRT....447
LSQR....437
LT....500
LTG....418
LWS....343
LWSBH....343
LWS-9....342
LWS-SE....340
LWS-SR....339

M

M....38
MAGS....701
MB....130
MBC....458
MBHWSSE....346
MBR....142
MC....32
MCC....348
MCCG....426
MCF....380
MCG....427
MCGF....427
MCP....32
MDLSP1....237
MDLSP2....236
MDLSP3....237
MR....259 - 260
MFTH....370
MFTS....256
MFW....203
MGS....428
MHC....115
MKKJ....319
MMB....129
MNI....210
MNI-HT....210
MOFNSA....345
MOFNSB....345
MOFNSP....345
MPCG....290
MPCGCN....290
MPLE....135
MPP....49
MSCBS....254
MSNE....146, 282
MSP....235
MSPE....235
MSPM....238
MSPS....234
MSPMST....255
MSW....266 - 276
MT....360
MTH....359
MTH-1....376
MTHC....82
MTHCD....83
MTK....82
MTKD....83
MTNSP....261
MTP....82
MTPD....83
MWCK....322
MWS....346
MWSB....344
MWSEA....346
MWSEB....344
MWSELF....347
MWSET....346
MWSLT....346
MWSLTB....347

N

N....313 - 314
NB-3....314
NE....310
NGS....427
NGSG....427
NM....431
NM-MS25281....312
NM22LCC....363
NN22OCB....414
NPS....91
NPT (Plug)....50
NPT....93
NS....264
NSP....151
NTA....364
NTS....258
Numbered....24 - 26

O

OF....430
OFB3P....397
OFBLT....395
OFBLT-C....395
OFB-BH....397
OFCC....399
OFCG....399
OFEB....397
OFFG....400
OFFGSP....400
OFHB....397
OFNS....345
OFP....103
OFR....37
OFRB....398
OFS....400
OFSB....398
OFSH-4....396
OFSH-T....396
OFSH2....396
OFSMB - OFBLT....396
OFST....394
OFTGSP....395
OR....37
OS....429

P

P....44
PAKKL....317
PCB-MB....291
PCBEH....240
PCF....97 - 99
PCG....287
PCK....94
PFC....328
PFP....58, 135
PFP NYLON....58
PG....102
PGM....404
PGR....96
PGSA....412
PGSB....413
PGSB-A....414
PGSC....415
PGSD....415
PGSG....427
PI....103
PI (Pin)....741
PIN....101
PIR....96
PKKL....317
PL....135
PL (Pin)....738 - 740
PL (Knob)....503
PMMSCW....390
PMMSCW-OR....390
POB....151
POC....151
POF....460
PPC....62
PPR....126 - 127
PPR-10....124
PR....740
PRB....97 - 99
PRGAS....632
PS....248
PSB....247
PSBM....247
PSC....248
PSD....250
PSE....249
PSM....249
PST....249
PT....363
PTI1....299
PTI1HD....300
PTI2....300
PTI2HD....300

Q

Q....104
QFG....412
QFP....52
QM....221
QTPF....704

R

R (Plug) 58
R (Fastener) 220
R (Knob) 492
R1001 292
R1002 292
R1107 292
R1209 292
R9XX 277
RAG 449
RAI 452
RAK 327
RBF ..... 136 - 137
RBS ..... 465 - 466
RCBSR 242
RCG 288
RCGH 288
RCL 2253RCM 452
RCOFM 297
RCP 293
RCP (Fan Filter) 296
RCR 451
RD ..... 734 - 735
RDAFCC 351
RDC 289
RDG 444
RDH 448
RDM 448
RDP 446
RDR 443
REHCBS 239
RFF 296
RFG 296
RFL (Flange Protector) ..... 97 - 99
RFL (Rivet) 123
RFRT-D2 222
RFRT-G 222
RG 428
RGS 408
RKS 365
RKW 366
RKWB 366
RKWD 368
RKWDA 368
RKWDE 368
RKWDG 368
RKWDM 367
RKWE 367
RKWFA 366
RKWPR 367
RKWR 369
RKWRE 369
RKWRPR 369
RLCBSA 243
RLCBSB 247
RLCBSC 242
RLCBSK 243
RLCBSPR 242
RLCBSR 242
RLCBSR1 244
RLCBSRE 242
RLCBSRS 248
RLEHCBS 239
RLI 444
RMF 296
RN 287
RNS 365
RP ..... 126 - 127
RPP 92
RRC 90
RRO 91
RRP 293
RRR 125
RSC 326
RSC 450
RSDC 290
RSFS 287
RSL 703
RSSD 288
RSSHG 286
RT 487
RTG 451
RTI 447
RWM 205
RWS 328
RWSB 328
RX 378

S

S 45
S (Knob) 500, 501
SAI 452
SB 417
SB (Striker Bolt) 619
SC 70
SCB 149
SCBS 253
SCBSB 255
SCBSM 253
SCBSST 254
SCBST 255
SCC 149
SCC 336
SCCA 329
SCCB 329
SCCBH 337
SCD 379
SCDK 93
SCE 71
SCH 336
SCHEDULE 40 & 80 92
SCHS 336
SCON 79
SCP 463
SEI 219
SF 51
SFCBS 252
SFCC 349
SFF 458
SFP (Plug) 49
SFP (HT Plug) 76
SG 464
SGX 108
SGX FRAS 109
SHK 330
SHKBS 330
SHKE 330
SHR 385
SHR-C 385
SIG 438
SKL 333
SKLO 333
SLCS 329
SLCSE 329
SLP 131
SLPA 131
SMLCBS 240
SMWHC 312
SMWS 347
SMWSLT 341
SN 148
SN (Spacer) 282
SNGS 427
SNGSG 427
SOF 461
SP 48
SP (Pin) ..... 741 - 743
SP1 236
SP2 233
SP3 233
SPFT 80
SPGS 427
SPGSG 427
SPN 116, 310
SPNW 116, 310
SPP 77
SQC 442
SQH 441
SQLEDS 304
SQM 440
SQP 438
SQR 437
SRLAHS 246
SRLCBS 246
SR (Plug) 45
SR 120
SR-3230B 295
SRB ..... 419 - 420
SRCC 325
SRCS 121, 165
SRG 439
SRH (Cap) 93
SRH (Rivet) 121
SRHR 120
SRL 379
SRLAHS 244
SRLCBS 244
SRP 121
SRPP 93
SRS 276
SRSCBS 258
SRT 123
SRVO 120
SRWD 379

SS 265
SSRS 280
ST (Tubing) 73
ST (Cable Ties) 363
STCV 354
STF 465
STFL 73
STI 440
STL 330
STL-8 330
STP 75
SUC 220
SVF 463
SWC 347
SWI ..... 266 - 276
SWS ..... 266 - 276

T

T 495
TAR 447
TAS 440
TB 464
TBC 116
TBS 115
TC 354
TCBN 251
TCBS 251
TCBSP 39
TCEHCBS 255
TCF 482
TCG 289
TCH 474, 481
TCL 480
TCMETRIC 39
TCP 481
TCPP ..... 477 - 478
TCS 114
TCUNF 39
TCV ..... 475 - 476
TD 736
TE 56
TEHCBS 253
TF 56
TFCC 350
TFCCCA 349
TFCM 350
TFR 282
TH 497
THCS 114
THP 109
TKG 453
TKT 453
TL 334
TLFB 332
TLH 333
TLHE 333
TLJ 332
TM 496
TMA 371
TMO 57
TN 259
TNM 259
TO 299
TOBS 365
TP METRIC 59
TP 48
TPBSP 59
TPCE 395
TPSR 123
TPUNF 55
TQS 111
TR 124
TR (Knob) 496
TRCG 289
TRM 124
TS 34
TSB 35
TSC 40
TSFB 445
TSM 35
TSNB 445
TSSB 445
TSSP 57, 60
TT 334
TW 497

U

UBM 240
UBMC 240
UC 321
UCG 355
UMB 323
UMS 355
UN 52
USB-A 403
USC 150
USR 123

V

V 94
V (Clip) 326
VCC 327
VG (Fastener) 221
VG (Grip) 515
VGN 514
VGRD 514
VGS 221
VLP 306
VM 327
VMCG 283
VMCGE 283
VMCGLE 284
VMCGN 284

W

W 38
WAC 318
WAS 101
WC 72
WCA ..... 323 - 324
WCB 328
WCG 463
WCK 322
WDHC 116
WHC 311
WIT-30RRA 364
WITA ..... 356 - 357
WIT-A 364
WITA-DH 361
WITA-F 360
WITA-HS 359
WITA-V0 358
WITBH 364
WIT-MK-1 360
WIT-RT 359
WL 737
WM 323
WMRG 432
WMTG 432
WMUG 432
WS 341
WS-9 342
WSB 344
WSBH 341
WSLC 343
WSLT 343
WSLTRA 343
WSLTB 347
WS-SE 340
WS-SE-B 334
WS-SH 339
WS-SR 339
WTLH 334
WWS 341
WWSB 345

X

XP 104
XRC 338
XT ..... 136 - 137

Y

Y 34

A

Access Hardware . . . . . 524 - 730
Adjustable Feet 457
Adjustable Levers 506
Alternate Driver Keys . . . . . 573 - 574
Application Wizards
- Caps . . . . . 64 - 65, 87
- High Temperature Masking . . . . . 87 - 88
- Metric Threads 65
- Non-Threaded Holes 65
- Non-Threaded Studs 65
- Plugs . . . . . 64 - 65, 88

B

Base Caps 304
Braided Sleeving . . . . . 241 - 245
Bridge Clamp Latches 593
Bumpers
- Adhesive . . . . . 465 - 466
- Anti-Slip 466
- Big Screw Mount 464
- Blind Install 459
- Break Away 459
- Coved 461
- Domed Split Stem 460
- Flat Headed 462, 464
- Pull Mount 459
- Screw On 461
- Snap-In 464
- Stem . . . . . 460, 462 - 464
- Stick On . . . . . 465 - 466
- Threaded Insert 464

Bushings . . . . . 412 - 417
- Anti-Twist 416
- Armor 414
- Closed Insulation 413
- Flanged 213
- Lamp / Lampcord 416
- Open Universal 415
- Shallow Open Insulation 412
- Snub 417
- Standard Open 414
- Strain Relief . . . . . 419 - 421
- Universal 415

C

Cabinet Latches
- Fire Hose 427
- Steel 426

Cable Grips 355
Cable Management . . . . . 310 - 431
Cable Straps 355
Cable Ties 365
- Adhesive 222, 363
- Beaded . . . . . 361 - 363
- Colored 358
- Double Headed 361
- Extra Heavy Duty 358
- Hanking 362
- Heat Stabilized 359
- High Performance 361
- Hook and Loop . . . . . 366 - 367
- Identification Marker 360
- Ladder 363
- Locking . . . . . 356 - 358
- Marker Tag 360
- Push Mount 364
- Releasable Arrowhead 364
- Screw Mount 363, 365

Cable Ties (continued)
- Stainless Steel 360
- Standard Releasable 359
- Weather Resistant 357

Cable Tie Installation Tools 359
Cable Tie Mounts . . . . . 370 - 377
- Adhesive Base . . . . . 370 - 371
- Edge Mount . . . . . 377 - 378
- Fin Clip 376
- Four Way . . . . . 370 - 371
- Heavy Duty 373
- Hook and Loop . . . . . 376 - 377
- Low Profile 371, 373
- Mini 370
- Push In 375
- Reverse Mount 375
- Rivet Mount 372, 375
- Screw Mount . . . . . 372 - 374
- Snap In 374
- Stainless Steel 376
- Swivel 371

Cams . . . . . 590 - 595
- with Stoppers . . . . . 590 - 591, 594 - 595
- without Stoppers . . . . . 592 - 593, 594 - 595
- Stainless Steel 594

Cam Latches . . . . . 548 - 563
- Cylinder 552
- Easy Fixing . . . . . 547 - 548
- Finger Grip 549
- Hygienic 551
- L Handle . . . . . 558 - 559
- Mini . . . . . 554 - 555
- Panel Lock w/ Hexagonal Head 550
- Plastic Knob 546, 549
- Quarter Turn 562- 563
- Spring Loaded . . . . . 538 - 545
- T Handle . . . . . 556 - 557
- Wing Knob . . . . . 560 - 561

Capacitator Mounts 298
Caps
- Angle Iron 442
- Application Wizards . . . . . 64 - 65
- Butt Weld 95
- Connector 36, 25, 403
- End 442, 450
- EPDM 70 - 72
- Ferrule . . . . . 449 - 450
- Finned Stud 32
- Flanged . . . . . 33 - 34
- Flexible End 31
- Glide Base 458
- Hexagonal 35
- High Temperature Masking . . . . . 68 - 72
  - Easy Pull 71
  - Flexible End 72
  - High Temperature (PVC) Pull 71
  - High Temperature Vinyl (PVC) . . . . . 68 - 69
  - Straight 70
  - Washer 72
- Hose Washer 38
- Hydraulic Quick Release 38
- Meter 32
- Ohio Nut and Bolt 149
- O-Ring Face Fitting 37
- Packaging Tube 48
- Pipe . . . . . 90 - 91
  - Butt-Weld 94
  - Closed End 90
  - Cracking & Splitting Resistant 90

Caps, Pipe (continued)
Heavy Duty . . . 91
How to Measure 105
Lightweight . . . 91
Open End . . . 92
Pump Stator/Rotor . . . 93
Sucker Rod . . . 93
Vented . . . 90
Weld Fitting . . . 94
Propane Cylinder . . . 62
Push Fit . . . .28 - 32
Push Fit For Threads . . . .33 - 37
Round End . . . 28
Stretch Fit Cover . . . 32
Sucker Rod . . . 94
Tapered . . . .24 - 27
Heavy Duty . . . .24 - 26
Standard . . . .24 - 26
Wide Flange . . . 27
Tear Tabs . . . .34 - 35
Threaded . . . .39 - 40
BSP . . . 39
UNF/JIC . . . 39
Metric . . . .39 - 40
UNF . . . .39 - 40
Tube & Nut Assembly . . . 38
Vinyl (PVC) . . . .29 - 31
Card Guides
Adjustable 291
Ejectors . . . 293
Horizontal . . . .286 - 287
Inserter/Extractor . . . .292 - 293
Locking . . . 285
Mounting Block 291
Pullers . . . 292
Snap In . . . .287 - 290
Tension . . . 289
Vertical Mount . . . .283 - 285
Casters . . . 467 - 471
Guidelines to Help Select 471
Rigid . . . 469
Stainless Steel . . . 467
Stainless Steel High Temperature . . . 468
Steel Swivel Plate . . . 470
Steel Threaded Stem 471
Catches . . . 700 - 701
Magnetic 701
Metal & Plastic and Striker 701
Panel Catch & Striker . . . 700
Chocks . . . 95
Cinch Straps . . . .117, 224 - 225, 367 - 368
Extra Long/Cut to Length . . . 368
Hook and Loop . . . 368
Hook and Loop with Grommet . . . 368
Hook and Loop with Metal Buckle . . . 367
Circuit Board Supports . . . .228 - 258
Adhesive Mount . . . .248 - 249
Dual Locking . . . .239 - 240
Edge Holding . . . 241 - 242
Fir-Tree Mount . . . 240
Locking . . . 228 -239
Non-Locking . . . 229 - 231
Removable . . . .236 - 238
Reverse Mount . . . .244 - 247, 249 - 250
Clamps
Bridge . . . 593
Cable . . . .310 - 330
Adhesive . . . .315, 318 - 323, 327
Adhesive Mount Adjustable 316, 328

Clamps, Cable (continued)
Adjustable 314, 318
Aluminum 310, 327
Cord . . . 327
Curly Lock . . . .331 - 336
Flat . . . .348 - 353
Heavy Duty . . . 312, 315
Hinged . . . 354
Hook and Loop . . . 366
Loop Fastener . . . 337
Micro . . . 207
Mini Worm Gear 115
Plug In Locking 182
Push Mount 318
Quick . . . 326
Releasable . . . 311, 317
Round . . . 327
Screw Mount . . . .321, 326 - 327
Snap in/Plug in 317
Split Routing . . . 324
Standoff . . . .329 - 330, 336 - 337
Strain Relief . . . 325
Steel 310, 327
T-Bolt 116
Twist Lock . . . .330 - 336
Two-Piece Locking . . . 325
U . . . 324
Universal Rubber . . . 323
Wire Harness . . . .311 - 312
Hose . . . .115 - 116
Worm Drive/Worm Gear 116
Clips
Cable . . . 178 - 199
Adhesive Mount . . . .320 -323, 328
Adjustable . . . 317, 318
Double Screw 321
Extruded Metal Rails . . . 338
Flat 211
Heavy Duty 315
Nail In . . . 325
Releasable 317
Screw Mount Component . . . .326 - 327
Single Wire . . . 347
Snap In . . . 317, 326
Spring . . . 354
Standoff . . . .329 - 330, 336 - 337
Stud Mount Wire Harness 312
Wire . . . 354
Compression Latches . . . 524 - 537
Adjustable . . . 527 - 528, 530
Adjustable Grip . . . 537
Fixed . . . 524 - 526, 529
Flush Trigger . . . 535
Off-Set Trigger . . . 536
T Handle . . . 531 - 532
Spring . . . 596
Trigger . . . 521 - 522
Wing Knob . . . .533 - 534
Concealed Hinges . . . .688 - 699
Conduit, Flexible . . . .380 - 385
Adaptors 381
Clips . . . .384 - 385
PVC Coated Metal . . . 380
Split . . . .382 - 384
Split Loom . . . 383
Unsplit . . . 382
Conduit Fittings . . . .380 - 382
Connector Caps and Plugs . . . 403
Corner Mount Hinges . . . .675 - 687

Counter Screens 589
Coved Spacers 208
Cover Stay Hinges . . . . . 624 - 626

D

Decorative Screw Caps & Bases 134
Desk Grommets 279
Discs, Masking 84
Document Holders 565
Door Latches 621, 702
Draw Latches 628
Drawer Handles 344, 345
Drawer Pulls . . . . . 495 - 497
Driver Keys . . . . . 597 - 598
Drivers, Alternate 596
Duct . . . . . 378 - 379
Dust Caps . . . . . 401 - 402

E

Edging, Grommet . . . . . 426 - 429
Edge Wire Saddles . . . . . 425 - 426
Electronic Locking System . . . . . 705 - 730
Electronics Hardware
- Fan Accessories . . . . . 294 - 297
- Fuse Covers . . . . . 306 - 307
- LED Hardware . . . . . 301 - 306
- Transistor Insulators . . . . . 298 - 301

End Caps 442, 450
Eye Bolts 185

F

Fan Accessories . . . . . 294 - 297
- Filters 296
- Guards 297
- Mounts . . . . . 294 - 295

Fasteners . . . . . 118 - 225
- Fir Tree Rivets . . . . . .135 - 141
- Flange Protector 103
- Grommet Nuts . . . . . 145 - 149
- Heat Sink Mount 117
- Hook and Loop . . . . . .151 - 154
- License Plate Fastners 150
- Male / Female . . . . . 142 - 145
- Nuts . . . . . 190 - 196
- Plastic Screws . . . . . .151 - 179
- Post and Pin 144
- Post and Screw 144
- Push In . . . . . .128 - 131
- Ratchet 141
- Rivets . . . . . 120 - 135
- Rotary Dampers 148
- Screw Anchors 133
- Screw Covers and Caps . . . . . 150 - 152
- Screws . . . . . 153 - 182
- Sign System 145
- Snap In Bearings 150
- Snap Tacks . . . . . 142 - 143
- SR1990 Snap 145
- Threaded Rods 189
- Threaded Studs 185, 189
- Thumb Screw Knobs . . . . . 182 - 184
- Vibration Mounts 147
- Washers . . . . . .134 - 137

Feet . . . . . .457 - 458, 465 - 466
- Adhesive . . . . . .465 - 466
- Adjustable 303
- Bumper . . . . . .459 - 466
  - Blind Install 459
  - Breakaway 459

Feet, Bumper (continued)
  - Coved 462
  - Pull Mount 459
  - Push On 461
  - Screw On / Screw Mount . . . . . 461 - 462, 464
  - Stem . . . . . 460, 462 - 463, 464
  - Stick On . . . . . .465 - 466
- Fast and Soft Fast 458
- Fir Tree Mount 458
- Plastic Based Levelers . . . . . .454 - 456
- Push On 460
- Rivet 458
- Shock & Vibration Dampening 463
- Snap-In 310

Ferrule Caps . . . . . .449 - 450
Fiber Management . . . . . .395 - 402
- Bend Limiting Tubing 395
- Clips and Guides . . . . . 395, 397 - 400
- Connector Dust Caps . . . . . 401 - 402
- Holders 397
- Brackets 396, 398
- Reel Stacking 399
- Splice Holders 396
- Splice Tray System 394
- Strain Relief 401
- Support Bases 398
- Tubing Saddles 395

Fir Tree Fasteners . . . . . .135 - 141
Fire Protection Sleeve 114
Flange Protectors . . . . . 95 - 104
- How to Measure 105
- Code 61 & 62 Protectors 104
  - SAE J518 Quick Fit 104
  - SAE J518 Split 104
- Full Face Protectors . . . . . 96 - 104
  - Adhesive Peel & Stick 102
  - Flexible 102
  - Fasteners Required . . . . . 97 - 100
  - PolyCor™ Disc 101
  - Push-In 103
  - Self-Locking 103
- Protector Fasteners 101
  - Pins and Washers 101
  - Retainer Plugs 101
- Raised Face Protectors . . . . . .95 - 96
  - Adhesive Peel & Stick 96
  - Protector Plugs 95
  - Push-In 96
  - Quick-Fit 95

Flat Cable Clamps . . . . . .348 - 353
Full Face Flange Protectors . . . . . 98 - 104
Furniture Locks . . . . . 621 - 623
Fuse Covers and Holders . . . . . .306 - 307

G

Gasketing . . . . . .629 - 632
Glass Door Lock 622
Glass Shelf Support 149
Glides . . . . . .283 - 299
- Adhesive 298
- Caps . . . . . 288, 295 - 296, 304
  - Angle Iron 288
  - Base 304
  - Ferrule . . . . . .295 - 296
  - Round 295
  - Square 288
- Screw-In 298
- Tack 298
- Tube Insert . . . . . .283 - 298

Glides, Tube Insert (continued)
Adjustable . . . 298
Heavy Duty . . . 287, 294
Rectangle . . . 297 - 298
Round . . . 289 - 295, 298
Square . . . 283 - 285, 298
Threaded . . . 286 - 287
Grips . . . 514 - 515
Finger Grasp . . . 514
Flat Rectangular . . . 515
Rectangle . . . 515
Round . . . 514, 515
Grommets
Angular Hole . . . 407
Cable . . . 424
Desk . . . 432
Diaphragm . . . 407
Flexible Hole . . . 408 - 409
Edging . . . 426 - 429
Expansion . . . 282
Flip . . . 415
Liquid Tight . . . 418
Metric Hole . . . 411
Nuts . . . 146 - 148
Push In Flexible . . . 418
Quick Fit . . . 412
Rubber Hole . . . 410
Sleeve . . . 408
Stepped . . . 408
Strip . . . 428
Table . . . 430
Toggle Screw . . . 282

H

Handles . . . 506 - 513
Adjustable Levers . . . 506
Arched . . . 509
Bridge . . . 506 - 508
Bride Caps . . . 508
Drawer . . . 508, 510, 513
Flush . . . 513
Grips . . . 514 - 515
Snap-In . . . 512 - 513
Cover Pull . . . 512
Recessed . . . 513
Spring Loaded Hinged . . . 513
Surface Mount Concealed Pull . . . 513
Tubular . . . 510 - 411
Wire Pull . . . 509 - 510
Heatshrink Sleeve . . . 112
Heat Shrink Tubing . . . 392 - 394
Heavy Duty Latches . . . 599 - 609
Hex
Caps . . . 35
Nuts . . . 190 - 191
Snap Lock Knobs . . . 505
Standoffs . . . 263 - 266
High Flame-Retardant Expandable Sleeving . . . 388
High Temperature Masking . . . 68 - 88
Application Wizards . . . 87 - 88
Caps . . . 68 - 72
Easy Pull . . . 71
Flexible End . . . 72
High Temperature (PVC) Pull . . . 71
High Temperature Vinyl (PVC) . . . 68 - 69
Straight . . . 70
Washer . . . 72
Cord, Flexible Silicone Foam . . . 74
Discs, Masking . . . 84

High Temperature Masking (continued)
Material Options . . . 86
Plugs . . . 75 - 82
Butt-Weld . . . 96
Dual Purpose . . . 81
First and Last Thread Protection . . . 80
First Thread Protection . . . 80
Flanged Pull . . . 78
Mousetail Pull . . . 81
Sloping Edge . . . 78
Socket-Weld Fitting . . . 96
Straight Pull for Through Holes . . . 77
Tapered . . . 75 - 76, 78 - 79
Tapered, Flangeless . . . 76
Tapered, Flexible Cone . . . 79
Tapered, Hollow . . . 79
Tapered, Multi-Flanged . . . 76
TPE . . . 82
Silicone Tubing . . . 73
Hooks, Masking . . . 85
Tapes, Masking . . . 82 - 83
Hinges . . . 634 - 699
Concealed . . . 688 - 699
Spring Loaded . . . 688 - 699
Continuous Plastic . . . 699
Corner Mount . . . 675 - 687
HVAC . . . 676 - 678
Removable . . . 675
Cover Stay . . . 624 - 626
Side Mount . . . 663 - 674
Lift-Off . . . 667, 669 - 672
Spring Loaded . . . 688 - 699
Surface Mount . . . 634 - 662
Heavy Duty . . . 655 - 657
Indexing . . . 662
Leaf . . . 640 - 645
Leaf & Flag . . . 646 - 647
Lift-Off . . . 651 - 652, 654 - 655
Torque . . . 661
Hook and Loop . . . 151 - 154
Cable Ties . . . 366 - 367
Cable Tie Mounts . . . 377
Cinch Straps . . . 367 - 368
Clamp . . . 366
Coins . . . 152
Plenum Rated . . . 367
Quick Assemble Sleeve . . . 111 - 112
Rolls . . . 369
Hooks . . . 85, 331
High Temperature Masking . . . 85
Toggle Clamp . . . 331
Hose Protection . . . 106 - 117
Cinch Straps . . . 114
Clamps . . . 115 - 116, 391 - 392
Mini Worm Gear . . . 115
Premium . . . 391
Quick Assemble . . . 392
Standard . . . 391
Steel with Rubber Cushion . . . 116
T-Bolt . . . 116
Worm Drive / Worm Gear . . . 116
Point of Contact Protector . . . 109
Protection Sleeve . . . 110 - 113
Burst Guard Double Nylon . . . 110
Fire . . . 113
Heat and Flame . . . 113
High Flame-Retardant Expandable . . . 388
Nylon . . . 110 - 111
Mining Safety Approved . . . 110

Hose Protection Sleeve (continued)
Quick Assemble . . . . . 111 - 112
Radiant Heat Reflective 113
Textile Heatshrink 112
Vinyl Quick Assemblel 112
Service Plugs 115
Smooth ID Punching Ties 115
Spiral Wrap . . . . . 108 - 109
HVAC Latches . . . . . 610 - 612

I

Insert Glides . . . . . See Glides
Installation Tools
Rivet . . . . . .127 - 128
Insulation Bushings . . . . . 412 - 414
Insulator, Terminal . . . . . 429 - 431

K

Keys, Driver . . . . . .597 - 598
Key Hole Clips 133
Knobs
Ball . . . . . .498 - 499
Push Pull . . . . . 502 - 503
Self-Assembly . . . . . .504 - 505
Tapered . . . . . 500 - 501
Clamping . . . . . .486 - 497
3-Arm . . . . . .486 - 487
4-Arm . . . . . .488 - 490
Fluted . . . . . .493 - 494
Star . . . . . 491 - 492
T Handle . . . . . .495 - 496
Wing Handle 497
Flowerette 220
Hex Press-Loc 221
Round Head 220, 502
Thumb Screw . . . . . 218 - 219, 502 - 504
Wing Head 220, 497

L

Lanyards . . . . . 744 - 745
Coiled 745
Wire Rope 744
Wire Rope - Green Jacket 744
Latches
Accessories . . . . . .584 - 589
Bridge Clamp 617
Cam . . . . . 548 - 563
Cylinder 552
Easy Fixing . . . . . .547 - 548
Finger Grip 549
Hygienic 551
L Handle . . . . . .558 - 559
Mini . . . . . .554 - 555
Panel Lock w/ Hexagonal Head 550
Plastic Knob 546, 549
Quarter Turn 562- 563
Spring Loaded . . . . . 538 - 545
T Handle . . . . . .556 - 557
Wing Knob . . . . . 560 - 561
Compression . . . . . 510 - 523
Adjustable . . . . . 513 - 514, 516, 520
Adjustable Grip 523
Fixed . . . . . .510 - 512, 515, 519
Lift & Turn . . . . . .559 - 560
Over Center 605
T Handle . . . . . 517 - 518
Spring 596
Trigger . . . . . 521 - 522
Wing Knob . . . . . 519 - 520
Door 621, 702

Latches (continued)
Draw 628
Flexible Over Center 629
Furniture . . . . . 621 - 623
Glass Door 622
Heavy Duty . . . . . 599 - 613
Lift & Turn Swell . . . . . .580 - 583
Rotary . . . . . 618 - 619
Sliding . . . . . 614 - 617
Spring Loaded . . . . . .688 - 699
Swinghandle . . . . . .586 - 579
LED Accessories
Clips and Rings 305
Holders . . . . . .304 - 305
Lens Cover 305
Light Pipes 306
Mounts 304
Spacers . . . . . 301 - 304
Levelers, Plastic Based Adjustable . . . . . .454 - 456
Levers, Adjustable 506
Loop Fasteners 337

M

Magnetic Catches 700
Masking . . . . . See High Temperature Masking
Masking Material Options 86
Marker Tag for Cable Ties 360
Millennium Handles 496
Mounting Button 124, 127

N

Netting 63
Heavy Gauge 63
Standard (Tector-Net) 63
Nomex Fiber Sleeve 114, 243
Nuts . . . . . 190 - 196
Cap 192
Cover Caps 121
Dress 193
Grommet . . . . . 145 - 148
Closed 148
Closed Screw Spacer . . . . . 147 - 148
Expansion 147
Square Head Round Hole 146
Square Head Square Hole 146
Hex . . . . . .188 - 191
Dress 191
Flange 191
Jam 190
Lock 189
Metric DIN 34814 189
PEEK® 188
Polycarbonate 188
Self-Threading Lock 189
Standard 188
Washer Face Jam 190
Knurled Thumb . . . . . .191 , 193
Metric Quick 193
Spacer 282
Wing . . . . . 193 - 194

P

Panel Catch & Striker . . . . . 700 - 701
Panel Fastener, Quarter-Turn 704
Panel Hole Plugs 272
Pawl Locks 135
PCB Hardware . . . . . 228 - 293
Card Guides . . . . . .283 - 293
Ejector 293
Inserter/Extractor . . . . . 292 - 293

Card Guides (continued)
Mounting Block .291
Puller 292
Push Spacers 250 - 253
Round Roll Pin 293
Spacers 279 - 282
Spring Spacer 243
Standoffs 259 - 266
Supports 228 - 258
Through Spacers 266 - 278
Pins 734 - 743
Button Handle Positive Locking 739
Knob Detent 736
L-Handle Positive Locking 740
Lock-Out Lever Style Plunger 743
Lock-Out Pull Ring Plunger .741
Lock-Out Short Lever Style Plunger 743
Lock-Out T-Handle Retractable Plunger .742
Lynch 737
Metal Knurled Knob Retractable Plunger 743
Non Lock-Out Plastic Knob Plunger .742
Non Lock-Out Short Pull Ring Plunger .742
Pop .741
Ring Detent 734 - 735
Ring Handle Positive Locking 739
T-Handle Positive Locking 738
Threaded Detent 736
Wire Lock 737
Pin Receptacles 740
Pipe
Caps 90 - 91, 93 - 94
Butt-Weld 94
Closed End 90
Cracking & Splitting Resistant 90
Heavy Duty 91
How to Measure .105
Lightweight 91
Open End 91
Pump Stator/Rotor 93
Sucker Rod 93
Vented 90
Weld Fitting 94
Chocks 94
Plugs .92 - 93
Butt-Weld 94
How to Measure .105
NPT Threads 93
Ribbed 92
Schedule 40 & 80 92
Socket-Weld Fitting 94
Sucker Rod 93
Plastic
Caps .24 - 40
Fasteners 120 - 225
Leveling Feet .454 - 456
Netting 63
Nuts 190 - 196
Plugs 24 - 27, 41 - 62
Screws & Spin Clips .151 - 179
Washers 197 - 210
Plugs
Application Wizards .64 - 65
Barrel 41
Connector 47, 257, 403
Connector Port 257
Dummy 406
EPDM .75 - 80
Flangeless 49
Flexible Pull 49
Plugs (continued)
Fluid Absorption 53
Heavy Duty 24 - 27
High Temperature Masking 75 - 82
Dual Purpose 80
First and Last Thread Protection 80
First Thread Protection 80
Flanged Pull 78
Mousetail Pull 81
Sloping Edge 78
Straight Pull for Through Holes 77
Tapered 75 - 76, 78
Tapered, Flangeless 76
Tapered, Flexible Cone 79
Tapered, Hollow 79
Tapered, Multi-Flanged 76
TPE 82
Hole Plugs 46
Lateral Pull Tab 44
Liquid Tight 258
Packaging Tube 48
Panel Hole 272
Pipe .93 - 94
Butt-Weld 965
How to Measure 106
NPT Threads 94
Ribbed 93
Schedule 40 & 80 93
Socket-Weld Fitting 95
Sucker Rod 94
Schedule 40 & 80 93
Push Fit 41 - 48
Push Fit for Threads .49 - 52
Hydraulic Quick Release 51
Quick Fit 52
Snap Fit 51
SAE/NPT Threads 50
NPT Threads 50
PVC 42
Ring Tab 43
Sheet Metal 45, 404 - 406
Side Pull Tab 44
Silicone 75 - 81
Standard 24 - 26
Threaded 54 - 61
BSP .59 - 60
Flat Faced Hydraulic Fittings 56
JIC 56
Metric 59 - 61
NPT 58
NS & NF 1-2-3 56
UNF 54 - 55, 57
UNJ/UNJS 62
Sucker Rod 95
Tapered 24 - 27
Tapered Flangeless 49
Tapered with Tabs .43 - 44
Threaded Rubber 424
TPE Hole 46
Vented .417
Vented Locking 288
Vinyl 42
Wide Flange 27
Window 406
Point of Contact Hose Protector .110
Polyester Sleeve .112
Pressboard Flange Protectors 99 - 101
Profile Sealing Gaskets .606 - 609
Propane Valve Caps and Plugs 62

Protective Sleeves
- Braided 386-387
- Fire Protection 114
- Mining Safety Approved 111
- Quick Assembly . . . . . .111 , 112, 389
- Radiant Heat Reflective 115
- Self Closing 388
- Thermal Protection 114, 388

Pull Handles . . . . . 341 - 347
Push In Fasteners . . . . . 128 - 135
- Barbed 135
- Drive 128
- Key Hole Clips 130
- Mounting Buttons . . . . . 129 - 130
- Snap 128
- Snap Lock Pin 131

Push In Flange Protectors
- Full Face Protection 105
- Raised Face Protection 98

Push Spacers . . . . . 250 - 252

Q

Quarter Turn Latches . . . . . 539 - 545, 548, 550
Quarter Turn Wing Knob Latches . . . . . 542 - 544, 546
Quarter-Turn Panel Fastener 704
Quick Assemble Sleeve 111, 112, 389
Quick Fit
- Flange Protector, SAE J518 105
- Grommets 264
- Nuts, Metric 194
- Plugs . . . . . 51 - 52

R

Raised Face Flange Protectors . . . . . .95 - 96
Retaining Washers 134
Rivets . . . . . 120 - 135
- Anchor 134
- Cinch 122
- Fan Mount 295
- Feet 304
- Fir Tree . . . . . .135 - 141
  - Clear 137
  - Clip 139
  - Double Ended 141
  - Removable 135
- Folding Leg 123
- Heat Sink Spring Mount 131
- Installation Tool . . . . . .127 - 128
- Male / Female . . . . . 142 - 145
- Mini . . . . . 124, 135, 141 - 142
- Molded Acetal 148
- Mounting Button 124, 126
- Pawl Lock 127
- Push . . . . . 124 - 125, 126 - 127
- Ratchet 132
- Removable 125
- Snap . . . . . .120 - 123
  - Countersunk 121, 168
  - H-Type 121
  - High Temperature 121
  - Mini Tough 124
  - Removable 123
  - Snap In 122
  - Tough 124
- Snap Latch 504
- Two-Piece 125
- Unscrewing 123

Rotary Damper 222

S

SAE J518 Quick Fit Flange Protector 105
SAE J518 Split Flange Protector 105
Scissor Cut Sleeve 388
Screw Anchors 133
Screw Covers & Caps . . . . . 149 - 150
- Bolt & Nut Caps 149
- Cross Head Caps 150
- Decorative Caps & Bases 149
- Ohio Nut & Bolt Caps 148

Secure Cover Caps 148
Set Screws
- Slotted Grub 186
- Slotted Head . . . . . 184 - 185
- Socket Head 183

Screws, Plastic . . . . . 152 - 185
- Binder Head . . . . . 161 -162
  - Combo 161
  - Slotted 162
- Eye Bolts 182
- Flat Head
  - 82° Slotted . . . . . 165 - 166
  - 82° Slotted Metal Core 165
  - 82° Slotted Transparent 166
  - 100° Slotted 167
  - Metric Phillips 167
  - Metric Slotted 168
- Hex Head . . . . . .171 - 181
  - Slotted 171
    - Cap 173
    - Flange Spin Clip 177
    - Metric 172
    - Spin Clip 173
    - Transparent 172
    - Washer Cap 177
  - Socket Cap 180
    - Metric 181
    - Metric Button Head 181
    - PEEK® Metric 181
  - Unslotted 178
    - Cap . . . . . .174 - 176
    - Metric 179
- Metric Cheese Head Slotted 165
- Pan Head . . . . . .153 - 157
  - Phillips . . . . . 153 - 154
    - Metric 154
    - Transparent 154
  - Slotted . . . . . 155 - 156
    - Metric 156
    - Spin Clips 157
    - Transparent 156
- Fillister Head . . . . . 157 - 160
  - Phillips 157
    - Metric 158
  - Slotted 159
    - Metal Core 158
    - Metric 160
    - Transparent 160
- Oval Head 169 - 170
  - 82° Slotted 169
  - Metric Phillips 170
  - Metric Slotted 170
- Shoulder 182
- Round Head . . . . . 163 - 165
  - Metal Core 164
  - Slotted 163
  - Spin Clips 164
  - Washer Head Metal Core 164
- Thumb . . . . . 179 - 182

Screws, Plastic, Thumb (continued)
Economy Grade 180
Flat Head 181
Knurled Head 179
Metric Economy Grade 181
Oval Head 181
Transparent 154, 156, 160, 172
Screw-in Glides 453
Seals, Gaskets . . . . . .630 - 633
Selector Guide, Casters 317
Selector Guide, Tube Inserts 282
Sheet Edge Insert 219
Sheet Metal Plugs . . . . . 45 - 46, 404 - 406
Shelf Accessories 223
Glass Supports 223
Retainer Clips 223
Snap Rings 223
Shoulder Washers . . . . . 214 - 219
Side Mount Hinges . . . . . .663 - 674
Sign Fastener System 145
Sleeve
Braided . . . . . .386 - 387
Expandable 387
Fire Protection 113
Heatshrink, Textile 112
High Flame-Retardant Expandable 388
Hook and Loop 389
Hose and Cable Protection . . . . . 111 - 113, 390
Mining Safety Approved . . . . . .110 - 111
Nylon Expandable 387
PET Anti-Abrasion 387
Polyester . . . . . .100, 101, 103, 386, 388 - 390
PPS UL94 V-0 Expandable 387
Quick Assemble . . . . . 111 - 113, 389
Scissor Cut 388
Self Closing 388
Silicone 114
Thermal Protection 388
Sliding Latches . . . . . 614 - 617
Slit Harness Wrap 385
Snap
Fasteners 133
Latch Rivet 703
Lock Pin 131
Rivet . . . . . .120 - 122
Tacks . . . . . 142 - 143
Snap In Bearing 220
Soft Touch Knobs . . . . . .336 - 340
Spacers
Ceramic Beads 278
Circuit Board . . . . . 250 - 253, 264 - 282
Metric . . . . . 251 - 252
Push 250
Stacking 252
Teardrop 251
Collar 280
Nuts 281
Retaining 281
Self Retaining . . . . . .279 - 280
Through, Nylon . . . . . 266 - 277
Through, Polystyrene 278
Coved 208
Specialty Latches . . . . . 620 - 621
Spin Clips
Knurled 182
Slotted Hex Head 173
Slotted Pan Head 157
Slotted Round Head 165
Spiral Wrap . . . . . .108 - 109, 386
Spiral Wrap (continued)
Fiber, Wire and Cable 386
Hose 109
Flame Retardant Antistatic 110
Heavy Duty 109
Medium Duty 109
Mining Safety Approved 110
Spiralguard® 110
Tectorguard® 109
Splice Accessories . . . . . .394 - 396
Spring Clips 354
Spring Loaded Hinges . . . . . .688 - 699
Spring Loaded Latches . . . . . .538 - 567
Standoff
Capacitor Mount 298
Cable Clips . . . . . .329 - 330, 336 - 337
Circuit Board
Insulating . . . . . .259 - 260
Self Tapping, Hex . . . . . 262 - 263
Threaded . . . . . 257 - 261
Hex . . . . . 261 - 264
Low Voltage Insulating . . . . . .259 - 260
Male Female . . . . . 257 - 261
PEEK® Hex Threaded 266
Round 262
Stator Caps 95
Strain Relief Bushings 269
Straps
Cable 355
Cinch . . . . . 117, 224 - 225
Heavy Duty with Buckle 360
Hook and Loop 365
Nylon with Locking Button 365
Rubber with Locking Button 365
Sucker Rod Caps and Plugs 95
Suction Cups 220
Supports
Circuit Board . . . . . 226 -
Adhesive Mount . . . . . .246 - 247, 257
Dual Locking . . . . . 230 - 232, 237 - 238
Edge Holding . . . . . 239 - 240, 257
Fir-Tree 240
Flexible 228
High-Temperature 226
Key Slot Locking 241
Locking . . . . . .226 - 238
Long Nose 228
Non-Locking 227, 229
Removable . . . . . 234 - 235
Rivet Mount 239
Reverse Mount . . . . . .239, 242 - 245, 247 - 248
Rubber Pull Mount 241
Screw Mount . . . . . 251 - 253
Side Mount 243
Threaded . . . . . .253 - 256
Univeral Board Mount 239
Glass Shelf 149
Surface Mount Hinges . . . . . 610 - 637
Swell Latches 561
Swinghandles . . . . . .547 - 558
Push Button 554
Small . . . . . .556 - 557

T

T-Bolt Hose Clamps 116
T Handle Latches . . . . . .531 - 532,556 - 557, 599, 606 - 607
Tack Glides 453
Tapes . . . . . .82 - 83
High Temperature Masking . . . . . .82 - 83

Tapes (continued)
High Temperature Masking Discs 84
Tapered Caps and Plugs . . . . . .24 - 27, 75 - 76, 78 - 79
Tectorguard® 109
Thermal Protection Sleeve 114
Threaded
Caps . . . . . .39 - 40
Plugs . . . . . 54 - 61
Nylon Rods 187
Standoffs . . . . . 259 - 261
Studs 187
Thumb Screw Knobs . . . . . 218 - 219
Ties
Cable . . . . . 356 - 378
Hose 116
Smooth ID Punching 116
Toggle Clamps . . . . . 472 - 482
Accessories 479
F Type 482
Horizontal 474
Hook 481
Latch 480
Pliers 481
Push Pull . . . . . 477 - 478
Vertical . . . . . 475 - 476
Tools
Cable Tie Installation 359
Rivet Installation . . . . . .127 - 128
Slit Harness Wrap 385
Transistor Covers 301
Transistor Insulator & Accessories . . . . . 298 - 301
Tube Inserts & Glides . . . . . 437 - 453
Adhesive 453
Adjustable 452
Angle Iron 442
End Caps 442, 450
Heavy Duty 441, 448
Ferrule . . . . . .449 - 450
Round
Angled 449
Chrome Finish 446
Domed 446
Heavy Duty 448
Load Bearing 444
Low Profile . . . . . .444 - 445
Ribbed . . . . . 443, 445 - 446
Threaded . . . . . .447 - 448
Rectangular
Load Bearing 451
Ribbed 451
Threaded 452
Selector Guide 436
Square
Angled 439
Chrome Finish 438
Domed 439
Heavy Duty 441
Load Bearing 438
Ribbed . . . . . 437 - 439
Threaded . . . . . 440 - 441
Threaded . . . . . 440 - 441, 447 - 448, 452
Tubing
Bend Limiting 249
Heat Shrink 392-394
High Temperature Silicone 73
High Temperature Silicone Star 73
Twist Ties . . . . . 194 - 197
Twist Lock . . . . . 193 - 197
Adhesive Base 195
Twist Ties, Twist Lock (continued)
Dual 197
Screw Mount Hinged 196
Snap In 195
Standoff . . . . . 193 - 194
Webbed Hinge 197

U

U Clamp 188
Universal Bushing . . . . . .415, 266 - 267
Universal Cable Grip 213
Universal Mounting Strap 213
Universal Rubber Clamp 187
USB Connector Caps 257

V

Vented Plugs 417
Vibration Mounts
Grommet 221
Grommet Screw 221
Quiet Mount 221
Vinyl Grips . . . . . 334 - 335

W

Washers
Cup 217
Flat . . . . . 195 - 208
Nylon . . . . . 195 - 203
Nylon Metric 203, 205, 207
PEEK® 204
Polycarbonate 204
Polypropylene 205
PVC 204
Finishing 208
Locking & Sealing 207
Retaining . . . . . .205 - 206
Sealing & Retaining 206
Shoulder . . . . . 209 - 217
Spring 207
Weld Cups for Wrought Iron 463
Wire Saddles . . . . . 339 - 347
Adhesive Base . . . . . .344 - 345
Cable Holders 342
DIN Rail 338
Edge . . . . . .425 - 426
Locking 343, 347
Micro . . . . . .346 - 347
Mini Optical Fiber 345
Optical Fiber 345
Quarter-Turn 342
Side Entry . . . . . 340 - 341
Snap Rivet Mount 339
Square Hole Mount 339
Standoff Micro 206
Workholding . . . . . .See Toggle Clamps
Worm Gear Hose Clamps . . . . . .115 - 116
Wrap
Braided . . . . . .386 - 387
Self-Closing . . . . . .389 - 390
Aluminum Fiberglass 388
Spiral 110
Slit Harness 385
Slit Harness Clip 385
Slit Harness Installation Tool 385

Z

Zip Ties & Accessories . . . . . 356 - 378

Essentra Plastics LLC, d/b/a Essentra Components (the "Supplier") Essentra U.S. Terms and Conditions of Sale

1. GENERAL
1.1 These Terms and Conditions shall apply to the sale and supply of Products by the Supplier to the Customer.
1.2 The contract governing the sale and supply of Products by the Supplier to the Customer shall in each instance consist of (i) these Terms and Conditions, (ii) the Sales Sheet (if applicable), and (iii) the Confirmation (if applicable), which shall be to the express exclusion of any other terms and conditions (including any Customer terms and conditions) referred to in any negotiations, the Confirmation, or course of dealing between the parties.
1.3 The Supplier reserves the right to modify these Terms and Conditions at any time to reflect changes in how the Supplier accepts payment from the Customer, changes in relevant laws and regulatory requirements and any other circumstances which are reasonable in the Supplier's opinion. If the Supplier modifies these Terms and Conditions, the Supplier will post the modification on its website and/or notify the Customer of the modified Terms and Conditions. The Supplier will also update the "last updated" date at the top of these Terms and Conditions. Every time the Customer orders Products from the Supplier, the Terms and Conditions published on the Supplier's website at that time or previously notified by the Supplier to the Customer will apply to the applicable Contract.

2. DEFINITIONS AND INTERPRETATION
2.1 In these Terms and Conditions:
"Confirmation" has the meaning given in clause 3.4.2;
"Contract" means each individual contract formed pursuant to clause 3.4 and which consists of those documents specified in clause 1.2;
"Customer" the person purchasing Products pursuant to orders placed in accordance with clause 3;
"Delivery" means the delivery of the Products in accordance with clause 8.1 or 8.2 (as applicable);
"Export Controls" means all laws, regulations, codes and controls on the import and export of goods and services in and out of a country or relevant administrative area or applied by reason of the country of origin of the Products or part of them, including the United States' Export Administration Regulations, the International Traffic in Arms Regulations, the United Kingdom's and European Union's military and dual-use lists and any similar list each as amended, supplemented or substituted from time to time;
"Group" means in relation to a company, that company and any subsidiary and any holding company of that company and any subsidiary of any such holding company in each case from time to time;
"Intellectual Property Rights" means patents, utility models, rights in invention, copyright and neighbouring and related rights, database rights, moral rights, design rights, trademarks, trade names and get-up, goodwill, know-how, confidential information and other intellectual property rights, whether registered or unregistered and including all applications for the grant of the foregoing and all rights or forms of protection having similar or equivalent effect to any of the foregoing which may subsist anywhere in the world;
"Materials" has the meaning given in clause 4.1;
"Permitted Method" means email, telephone, electronic data interchange or any other method of communication between the parties which is permitted by the Supplier from time to time;
"Products" means the products made available for sale (and, if applicable sold) by the Supplier from time to time and (to the extent applicable) as set out in the Sales Sheet and/or Confirmation;
"Restricted Party" means a person or entity that is listed on, owned or controlled by, or acting on behalf of, a person listed on a Sanctions List, or otherwise a subject of Sanctions;
"Sales Sheet" means the Supplier's pro forma document which can be used to detail certain commercial terms of the Contract which may be formed when the Supplier accepts an order placed by the Customer;
"Sample" means a sample of the Product provided by the Supplier to the Customer;
"Sanctions Authority" means (a) the Security Council of the United Nations; (b) the Department of State, the Department of the Treasury and the Office of Foreign Assets Control of the United States of America; (c) the Council and the Commission of the European Union; (d) Her Majesty's Treasury of the United Kingdom; and (e) any other relevant governments, departments, authorities, institutions or agencies;
"Sanctions List" means the Specially Designated Nationals and Blocked Persons list maintained by the United States' Office of Foreign Assets Control, the Consolidated List of Financial Sanctions Targets maintained by Her Majesty's Treasury, or any similar list maintained by or public announcement of a Sanctions designation made by, a Sanctions Authority, each as amended, supplemented or substituted from time to time;
"Sanctions" means any trade, economic or financial sanctions laws, regulations, embargoes or restrictive measures administered, enacted or enforced by a Sanctions Authority;
"Specification" means the specification of the relevant Product which may be applicable pursuant to clause 5.3;
"Supplier" means the Essentra group company named at the beginning of these Terms and Conditions;
"Terms and Conditions" means these terms and conditions as updated and varied from time to time; and
"Working Days" means any day other than a Saturday, Sunday or public holiday in the country in which the Supplier is located.
2.2 In these Terms and Conditions: (i) a "party" means the Supplier or the Customer (as applicable) and "parties" means both of them, (ii) headings are for convenience only and shall not affect its interpretation, (iii) references to a "person" include any individual, company, corporation, firm, partnership, association, organisation, institution, trust or agency, whether or not having a separate legal personality, (iv) words in the singular shall include the plural and vice versa as the context admits or requires, (v) any reference to any statute or statutory provision shall, unless the context otherwise requires, be construed as a reference to that statute or statutory provision as from time to time amended, consolidated, modified, extended, re-enacted or replaced, (vi) the word "including" shall, unless the context otherwise requires, mean "including without limitation", and (vii) "in writing" includes by email or other written Permitted Method.

3. ORDER AND CONFIRMATION
3.1 The Supplier shall supply Products ordered by the Customer from time to time in accordance with these Terms and Conditions.
3.2 Each order placed by the Customer shall be deemed to be a separate offer to purchase Products under these Terms and Conditions which the Supplier shall be free to accept or decline at its absolute discretion.
3.3 Orders may be placed by the Customer in one of three ways:
3.3.1 by completing a Sales Sheet which includes specific details of the Products required by the Customer (and which does not anticipate or require any subsequent call-off or other communication) and which is signed by both the Customer and the Supplier;
3.3.2 by placing an order from time to time by a Permitted Method, where the order is governed by (and is made under) a previously agreed Sales Sheet; or
3.3.3 by placing an order from time to time by a Permitted Method, but where a Sales Sheet has not been completed or agreed.
3.4 An order placed in the manner described in:
3.4.1 clause 3.3.1 shall be deemed accepted by the Supplier on execution by both parties of the Sales Sheet; and
3.4.2 clauses 3.3.2 or 3.3.3 shall be deemed accepted by the Supplier upon the sending by the Supplier of an order acknowledgement and confirmation by a written Permitted Method and which shall confirm the commercial terms of the order (a "Confirmation"), and in each case a separate contract will be formed upon such acceptance, save that there shall be deemed to be no acceptance where the price of the Product has been incorrectly quoted or stated by the Supplier in a Sales Sheet or Confirmation.
3.5 The Customer shall act in good faith and with accuracy if it forecasts its requirements for Products. Unless otherwise set out in a Sales Sheet, a product forecast shall be binding on the Customer and shall constitute an order for Products in accordance with clause 3.3.
3.6 Each Contract shall consist of these Terms and Conditions and (to the extent applicable) the Sales Sheet and the Confirmation, to the exclusion of any terms and conditions the Customer may seek to impose.
3.7 The Supplier reserves the right to decline to accept or to cancel any order for Products or to impose reasonable conditions prior to accepting any order (including the prior receipt of a letter of credit or cleared funds from the Customer) including where the Supplier considers it reasonably necessary for security or fraud prevention purposes or to comply with any applicable laws or regulations in the country of sale, distribution or use.
3.8 All orders placed by the Customer via the Supplier's website shall be subject to the terms and conditions specified on that website.
3.9 If a price quotation is provided by the Supplier in respect of any Products, the quotation shall remain valid for 30 days from the date it is given (unless otherwise specified by the Supplier) but shall not bind the Supplier until the applicable order is accepted by the Supplier in accordance with clause 3.4.
3.10 Once an order has been accepted by the Supplier it cannot be cancelled, varied or suspended by the Customer without the written agreement of the Supplier.
3.11 In the event of any conflict between the following, the order of precedent between them shall be as follows: (i) the Confirmation, (ii) the Sales Sheet, and (iii) these Terms and Conditions.

4. DESCRIPTIONS, SAMPLES AND LITERATURE
4.1 Unless otherwise confirmed by the Supplier in writing, nothing in any materials produced by or on behalf of the Supplier which includes images and/or descriptions of the Products (including website content, CAD files, technical drawings, product measurements and specifications, catalogue content or any other Product-specific imagery and information) ("Materials") is to be considered a representation of the source of origin, manufacturer or production of Products or any part of them.
4.2 Subject to clause 11.1 all information contained in the Materials are published for the sole purpose of giving the Customer an approximate idea of the Products described in them and will not be relied on by the Customer or form part of the Contract except as otherwise expressly provided in the

Sales Sheet and/or the Confirmation.
4.3 Any typographical, clerical or other manifestly obvious error or omission in any quote, price list, Confirmation, label, packaging, invoice or other document or information issued by the Supplier may be corrected by the Supplier, without liability to the Customer, at any time either by correcting any such matter in public by publishing the correction on the Supplier's website or by notifying the Customer in writing and such correction shall be immediately binding upon the Customer.
4.4 Except as otherwise required by law, a Contract shall not be (i) a sale by Sample, even if Samples have been provided to the Customer, unless specified otherwise in the Sales Sheet or otherwise agreed and specified in the Confirmation, or (ii) a sale by description, even if a description has been provided.

5. FITNESS FOR PURPOSE AND SPECIFICATIONS
5.1 The Customer will undertake appropriate tests to ensure that the Products are fit for all of the Customer's purposes. Subject to clause 5.2, the Customer expressly acknowledges that, irrespective of any guidance provided to it by the Supplier, in determining whether the Product will be fit for all its purposes, it is not relying on (i) the Supplier's skill and judgement, or (ii) any Materials which are provided or made accessible by the Supplier to the Customer.
5.2 If the Customer wishes to rely on the Supplier's skill and judgement in relation to a Product being fit for a particular purpose then prior to placing an order the Customer must expressly advise the Supplier in writing of the particular purpose and that it wishes to rely on the Supplier's confirmation of fitness for purpose rather than conduct its own testing. The Supplier shall advise the Customer of any additional charges which will apply if such confirmation is given. The Customer shall only be entitled to rely on the Product being fit for a particular purpose if the Customer has provided all the information which the Supplier would need to undertake the requisite testing and the Supplier has expressly confirmed in the Sales Sheet and/or the Confirmation that the Product can fulfil a particular purpose.
5.3 A Specification in relation to a Product shall only take effect and form part of a Contract where specified in the Sales Sheet and/or the Confirmation (and in each case this may be facilitated by way of a cross-reference to a pre-agreed specification document). The parties may agree a process for producing and agreeing a Specification, which shall be set out in the Sales Sheet. A Specification may include (inter alia) details of the Products measurements, tolerances, regulatory compliance, packaging and compliance with quality standards.

6. PRICE
6.1 The price of Products shall be the price specified in the Sales Sheet or as otherwise agreed and specified in the Confirmation (as applicable). Prices specified in a Sales Sheet will be subject to review and possibly change from time to time in accordance with the mechanism specified in that Sales Sheet.
6.2 The Supplier will use its reasonable endeavours to ensure that prices are accurately specified in any quote and in the Materials.
6.3 The Supplier reserves the right to invoice sums in addition to the agreed price to reflect any increase in the cost to the Supplier of supplying any Products which is due to: (i) any increase in the cost of labour or materials (including any storage costs) as a consequence of Delivery of the Products not being in accordance with clause 8.1 or 8.2 (as applicable), (ii) any variation requested by the Customer to delivery dates, quantities, the Specification or the scope of the Supplier's instructions, (iii) any delay or additional work or materials caused by any erroneous instructions, neglect or default of the Customer, or (iv) any failure of the Customer to provide the Supplier with adequate and timely information, instructions, or specifications. Subject to the foregoing, prices charged will be those prevailing when an order is accepted.
6.4 Unless set out in the Sales Sheet or Confirmation, any reference to the price for Products is in U.S. Dollars and is exclusive of any VAT or other taxes or duties and of all costs and charges in relation to non-standard packaging, loading, unloading, carriage and insurance or similar costs, which (if any) shall be paid in addition by the Customer at the time it is due to pay for the Products. Where carriage or other costs to be borne by the Customer are paid by the Supplier, the Supplier shall be entitled to immediately render an invoice in respect of such costs.
7. Payment
7.1 The Supplier shall at its discretion be entitled to invoice the Customer for payment of the price of any Products or any other amounts in advance. The Supplier reserves the right, where the Customer is required to pay for an order in advance, to suspend Delivery of any Products pending receipt of payment.
7.2 Unless otherwise set out in a Sales Sheet or Confirmation, payment of the Supplier's invoice is due by the Customer (without deduction, discount, abatement or set-off) within 30 days of the date of the invoice, notwithstanding that Delivery may not have taken place or that property in the Products has not passed to the Customer. Payment shall be made in the currency stipulated in the Sales Sheet or Confirmation (as applicable). Time for payment of sums due from the Customer shall be of the essence. No payment will be deemed received until received by the Supplier in cash or cleared funds.
7.3 Payment is to be made by the Customer via the payment method stipulated in the Sales Sheet or Confirmation (as applicable).
7.4 If the Customer is permitted to open a credit facility with the Supplier, it must furnish such information and references as may be requested by the Supplier and the Supplier may make a search with a credit reference agency in relation to the Customer. The Supplier reserves the right in its absolute discretion to grant, refuse or discontinue any credit facilities or reduce or suspend any credit facility at any time.
7.5 If any sums are not paid on or before the due date for payment, interest will accrue on the amount unpaid at the rate of six percent per annum above the base rate of (i) the bank specified in the Sales Sheet, or (ii) if no such bank is specified, the Wall Street Journal (or any successor). Such interest shall accrue on a daily basis from the due date until payment is made in full (both before and after any judgment).
7.6 If the Customer fails to make any payment when due pursuant to a Contract then, without prejudice to any other right or remedy available to the Supplier (including the right to charge interest pursuant to clause 7.5, the Supplier shall be entitled to: (i) deduct outstanding sums from any sums owed by the Supplier to the Customer under the Contract or otherwise, (ii) require the Customer to pay any costs of storage of the Products, (iii) suspend any further deliveries to the Customer under the Contract or any other contract between the parties until paid, (iv) resell any Products not yet delivered to the Customer, and/or (v) retain any sums paid as deposit for the Products.

8. DELIVERY
8.1 Where the Customer's order has been placed in the manner described in clauses 3.3.1 or 3.3.2, subject to anything specified to the contrary in the Sales Sheet or otherwise agreed and specified in the Confirmation, the Contract shall be Ex Works (Incoterms 2010) at the Supplier's premises and Delivery of the Products shall be effected accordingly. Additional details regarding the physical Delivery of the Products (including the date of collection by the Customer) may be agreed between the parties and set out in the Sales Sheet and/or Confirmation.
8.2 Where the Customer's order has been placed in the manner described in clause 3.3.3 (but subject to clause 8.3), Products will be sent to the Customer by a carrier service chosen by the Supplier, acting reasonably. Delivery of the Products to the Customer shall be effected by the Supplier delivering the Products to the carrier or by collection by the carrier. Thereafter, transport of such Products shall be subject to the carrier's conditions which shall be notified to the Customer if the Customer requests, and, subject to clause 10.1, the Supplier shall have no liability for the acts or omissions of the relevant carrier, unless otherwise agreed and specified in the Confirmation. The Supplier may deliver Products earlier than any agreed delivery date.
8.3 Where it is agreed and specified in the Confirmation that Products ordered in the manner described in clause 3.3.3 shall be delivered by a method other than that referred to in clause 8.2 then delivery shall be effected: (i) where the Products are to be collected by the Customer from the Supplier's premises, by the Supplier notifying the Customer that the Products are ready for collection, (ii) where the Products are delivered by the Supplier, by the Supplier delivering the Products to the address nominated by the Customer for delivery, or (iii) where the Products are to be transported by a third party, by collection by or delivery to that third party of the Products.
8.4 The remainder of this clause 8 shall apply to all Contracts regardless of the manner in which the order was placed by the Customer.
8.5 Unless otherwise set out in the Sales Sheet or Confirmation, any periods of time or dates quoted for Delivery of the Products are estimates only. The Supplier will use its reasonable endeavours to deliver the Products by the delivery date set out in the Sales Sheet or Confirmation (as applicable). If the Supplier is unable to meet the delivery date because of an event outside the Supplier's control, the Supplier will contact the Customer with a revised delivery date.
8.6 The Supplier may deliver up to 10 percent more or 10 percent less than the quantity of Products specified in the order and the Customer shall accept such variation in quantity and shall pay the agreed price as adjusted to reflect such variation in quantity. Where more than 10 percent or less than 10 percent of the quantity of Products specified in the order are delivered, the Customer and the Supplier shall discuss the excess supply or short supply (as the case may be) and (a) in the case of an excess supply: (i) if the Customer wishes to keep the additional Products, the Customer shall pay the agreed price as adjusted to reflect excess supply, or (ii) if the Customer does not wish to keep the additional Products, the Customer shall promptly return the additional Products in accordance with the Supplier's directions and at the Supplier's cost, or (b) in the case of a short supply: (i) if the Customer does not wish to be delivered additional Products to make up the order, the Customer shall pay the agreed price as adjusted to reflect short supply, or (ii) if the Customer wishes to take delivery of additional Products to make up the order, the Supplier shall (where available and in supply) promptly deliver such additional Products to the Customer. The quantity of any consignment of Products, as recorded by the Supplier, on dispatch from the Supplier's premises, shall be conclusive evidence of the quantity received by the Customer on Delivery, unless the Customer can provide conclusive evidence to the contrary.
8.7 The Supplier shall not be responsible for any losses incurred or suffered by the Customer as a result of a failure to deliver the Products or for short Delivery unless the Customer has informed the Supplier in writing within 12 days from the estimated date of Delivery (in relation to a failure to deliver) or on the actual date of Delivery (in relation to a short Delivery). In any event, where for any reason the Supplier is liable to the Customer for any such losses, the Supplier's liability shall be limited to: (i) the amount by which the price in the cheapest available market of similar goods to replace those not delivered exceeds the agreed price of the Products not delivered, or (ii) if there is no such market, an amount equal to the agreed

price applicable in respect of the Products not delivered.
8.8 Where the Customer fails to take Delivery of the Products or fails to give the Supplier adequate Delivery instructions in advance of the time stated for Delivery (other than by reason of any cause beyond the Customer's reasonable control or by reason of the Supplier's neglect or default) then the Products shall be deemed to have been delivered at the time stated for Delivery and, without prejudice to any other right or remedy available to the Supplier, the Supplier may: (i) store the Products until actual Delivery and charge the Customer for the reasonable costs (including insurance) of storage, if applicable but without any obligation on the Supplier to procure insurance, or (ii) where the Customer has failed to take Delivery of the Products on or before the seventh day following the intended day for Delivery, sell the Products at the best price readily obtainable and (after deducting all reasonable storage and selling expenses) shall reimburse the Customer if the agreed price has already been paid by the Customer or invoice the Customer for any shortfall below the agreed price if payment has not yet been made.
8.9 Where the Products are to be delivered in instalments, each Delivery shall constitute a separate obligation and neither any failure by the Supplier to deliver nor any claim in respect of any one or more instalments by the Customer shall entitle the Customer to treat the Contract as a whole as repudiated.
8.10 If, upon Delivery of the Products, the Customer discovers that it has incorrectly ordered those Products, the Supplier's standard handling charge from time to time will be payable by the Customer if the Supplier agrees (at its sole discretion) to accept return of those Products (at the Customer's risk).
8.11 No returned Products from any source will be accepted by Supplier, without written approval, together with shipping instructions, from Supplier. If permission is granted by Supplier, the returned Goods will be subject to a 25 percent re-stock handling charge plus freight cost. Non-standard Products or fabricated items are not returnable in Supplier's sole and unfettered discretion. Unless otherwise agreed by Supplier, Products returned must be in their original, smallest, unopened packaging, or undamaged and in the same condition as when the Products were delivered to Customer.

9. RESTRICTED DELIVERY
9.1 The applicable Sales Sheet may specify that the Supplier does not deliver Products to addresses in certain countries. The Supplier may place an order for Products in those countries, but the order must be for Delivery to an address outside the prohibited countries.

10. RISK AND PROPERTY IN THE PRODUCTS
10.1 Products supplied by the Supplier shall be at the Customer's risk when the Products are unloaded from the Supplier's carrier at the Customer's premise or, where the Products are collected by the Customer from the Supplier's premise (or any other location agreed between the parties), immediately upon being made available for collection. The Customer acknowledges that it is responsible for arranging appropriate insurance for the Products from the point at which it assumes risk.
10.2 Title (legal and beneficial) in all Products supplied shall be retained by the Supplier until the Supplier has received in either cash or cleared funds all sums due in respect of the Products.
10.3 Following risk in the Products passing to the Customer pursuant to clause 10.1, until such time as title in the Products passes to the Customer, the Customer must: (i) hold such Products (on a fiduciary basis for and on behalf of the Supplier) as the Supplier's bailee and act in good faith to protect the Supplier's interests in the Products, (ii) store such Products (at no cost to the Supplier) separately from all other goods of the Customer in such a way that such Products remain identifiable as property of the Supplier and shall not mix them with any other goods, (iii) not pledge or allow any lien, charge, or other interest to arise over the Products or their documents of title, (iv) not destroy or deface any identifying marks on such Products or relevant packaging and maintain such Products in satisfactory condition, and (v) keep such Products insured on the Supplier's behalf and in the event of any claim resulting from loss, theft or damage hold the proceeds of such insurance on trust for the Supplier.
10.4 In the event that the Customer fails to pay the price of the Products by the due date, the Supplier shall be entitled at any time to require the Customer to deliver up the Products to the Supplier prior to title in the Products passing to the Customer. The Customer grants the Supplier and its agents the right at any such time to enter any premises where the Products are stored to inspect or, if the Customer has failed to deliver up possession when requested by the Supplier, to repossess the Products.

11. QUALITY OF PRODUCTS
11.1 The Supplier warrants that on Delivery all Products will be of satisfactory quality and (if applicable) will conform to the Specification.
11.2 The warranty contained in clause 11.1 shall not apply unless:
11.2.1 in respect of defects that are apparent on inspection of the Products, the Customer notifies the Supplier in writing, setting out in reasonable detail the nature of the breach of warranty within 14 days after Delivery;
11.2.2 in relation to latent defects, the Customer notifies the Supplier in writing setting out in reasonable detail the nature of the breach of warranty within 14 days after the defect became apparent or ought to have become apparent to the Customer, and in any event within 6 months of the date of Delivery;
11.2.3 after receiving such notice of the defect, the Supplier is given reasonable opportunity to inspect the Products and, at the Supplier's request (acting reasonably), the Products are returned to the Supplier's place of business (at the Customer's risk and cost) for the purpose of inspection;
11.2.4 the total price for the Products has been paid by the Customer; and
11.2.5 none of the events listed in clause 11.3 apply.
11.3 The Supplier shall not be liable for any breach of the warranty in clause 11.1 if:
11.3.1 the Customer makes any further use of the Products after giving notice in accordance with clause 11.2;
11.3.2 the defect arises because the Customer failed to follow the Supplier's oral or written instructions as to the storage, commissioning, installation, use and maintenance of the Products or (if there are none) good trade practice regarding the same;
11.3.3 the defect arises as a result of the Supplier following any drawing, design or specific requirement or instructions supplied or approved by the Customer (including any such thing which may constitute (or form part of) the Specification);
11.3.4 the Customer alters or repairs the Products without the written consent of the Supplier;
11.3.5 the Customer makes further use of or resells a Product after the Supplier gives notice of a defect or the Customer fails to comply with the Supplier's reasonable instructions in relation to a Product hold or recall;
11.3.6 the defect arises as a result of reasonable wear and tear, wilful damage, negligence, or abnormal storage or working conditions; or
11.3.7 the Products differ from the Specification as a result of changes made to ensure they comply with applicable statutory or regulatory requirements.
11.4 If the Customer fails to give notice of rejection in accordance with clause 11.2, it shall be deemed to have accepted the Products.
11.5 If the Customer rejects Products under clause 11.2 then the Customer shall be entitled to: (i) require the Supplier to repair or replace the rejected Products, or (ii) require the Supplier to repay the price of the rejected Products in full. Once the Supplier has complied with the Customer's requirement, it shall have no further liability to the Customer in respect of the rejected Products' failure to comply with clause 11.1.
11.6 The terms of the Contract shall apply to any repaired or replacement Products supplied by the Supplier. All Products which have been replaced pursuant to clause 11.5 shall belong the Supplier.
11.7 To the extent permitted by law and subject to clauses 12.5, the requirement to provide the remedy contained in clause 11.5 shall be the sole extent of the Supplier's liability arising out of or in connection with any breach of clause 11.1 or any other claim relating to the quality the Products.
11.8 The Customer shall comply with all reasonable instructions of the Supplier in relation to any Product hold or Product recall campaign organised in respect of any Products or any other corrective action reasonably taken by or on behalf of Supplier in respect of the Products after Delivery to Customer. Unless required by law, the Customer may not undertake any Product recall or withdrawal without the written permission of the Supplier and only then in strict compliance with the Supplier's instructions as to the process of implementing the withdrawal.

12. LIMITATION OF LIABILITY
12.1 For the purposes of this clause 12, a "Claim" means a claim arising out of or in connection with the supply of any Products to the Customer or as a result of breach of a Contract or of any duty of any nature whatsoever by the Supplier or pursuant to any use made by the Customer or resale by the Customer of any Products (or of any product incorporating any of the Products) or as a result of any representation, statement, act or omission including negligence or breach of statutory duty arising under or in connection with a Contract.
12.2 Subject to clause 12.5, the Supplier's aggregate liability (including any liability for the acts or omissions of its employees, agents, sub-contractors or other members of its Group) to the Customer for all Claims shall be limited as follows:
12.2.1 the Supplier's aggregate liability for a Claim in relation to any single item of Product shall be limited to the price payable by the Customer for that item; and
12.2.2 the Supplier's aggregate liability to the Customer for all other Claims brought in any calendar year shall be limited to the total amount paid by the Customer to the Supplier for Products during that calendar year.
12.3 Subject to clause 12.5, the Supplier shall not be liable to the Customer for any (a) indirect losses, (b) economic loss, (c) loss of profits or anticipated profits, (d) loss of anticipated savings, (e) loss of business or of expected future business, (f) damage to reputation or goodwill, or (g) punitive, exemplary, treble, special, indirect or consequential loss, which in each case arises under or in connection with a Contract.
12.4 Notwithstanding anything herein to the contrary and to the fullest extent permitted by law, all implied warranties, including but not limited to, the implied warranties of merchantability, non-infringement, or fitness or suitability for any particular purpose or use, are excluded from a Contract and, subject to clause 12.5, the Supplier will not be liable to the Customer for any loss of any kind whatsoever which arises out of the breach of implied warranties, terms or conditions, or breach of any duty of any kind imposed on the Supplier by operation of law.
12.5 Nothing in these Terms and Conditions shall exclude or limit the Supplier's liability in respect of (i) any death or personal injury caused by its

gross negligence, (ii) any fraud or fraudulent misrepresentation, or (iii) any other liability to the extent that it may not be so excluded or limited by law.
12.6 If the Customer becomes aware that any third party has made or appears likely to make any claim against the Customer in respect of the Products (including as to defects in them or rights infringed by them) it shall: (i) promptly notify the Supplier of such claim or circumstance, (ii) promptly take such action as the Supplier may reasonably request to avoid, dispute, defend, mitigate, resist, appeal or compromise such claim or circumstance including to allow the Supplier to take full control of any proceedings or negotiations in connection with the claim, and (iii) not settle or compromise, make any admissions, nor agree any matter in the conduct of any dispute, without the prior written approval of the Supplier.
12.7 The Customer acknowledges that the limitations of liability set out in these Terms and Conditions are reasonable and reflect the commercial intentions of the parties in the context of the anticipated earnings of the Supplier under a Contract and the ability of the Customer to protect itself through insurance.

13. EVENTS OUTSIDE THE SUPPLIER'S CONTROL
13.1 The Supplier will not be in breach of the terms of a Contract for any delay in performing, or failure to perform, its obligations under the Contract if that failure or delay was due to any cause or circumstance beyond the Supplier's reasonable control, which shall, without limiting the generality of the term, include war or other action of military forces, terrorism, riot, civil commotion, sabotage, vandalism, accident, break down or damage to machinery or equipment, fire, flood, severe adverse weather, acts of God, strike, lock-out or other industrial disputes or shortage of materials at the market rates existing when the Contract is made, legislative or administrative interference (including, for example, Sanctions, embargos and Export Controls) or was due to any failure, neglect or delay on the part of the Customer or its agents or representatives.
13.2 The Supplier reserves the right to defer the date of Delivery or to terminate the Contract or reduce the volume of the Products ordered by the Customer (with an appropriate reduction in the price payable by the Customer) if it is prevented from or delayed in the carrying on of its business due to an event referred to in clause 13.1 occurring, and where the event in question continues for a continuous period in excess of 30 days either party shall be entitled to give notice in writing to the other to terminate the Contract with no liability due to or by either party.

14. TERMINATION
14.1 Without affecting any other rights and remedies, the Supplier may immediately terminate a Contract if: (i) the Customer fails to pay any sum due under the Contract by the due date for payment and remains in default not less than 14 days after being notified in writing by the Supplier to make such payment, (ii) the Customer materially breaches any term of the Contract, (iii) the Customer makes any composition or voluntary arrangement with its creditors or any step, application, order, proceeding or appointment is made or taken by or in respect of the Customer (including the making of an application or the giving of any notice) by the Customer or any other person for a distress, execution, winding up, dissolution, or to appoint an administrator of the Customer or (being an individual or firm) becomes bankrupt or (being a company) goes into liquidation (otherwise than for the purposes of a solvent amalgamation or reconstruction), (iv) an encumbrance takes possession, or a receiver (administrative or otherwise) is appointed, of any of the property or assets of the Customer, or the Customer ceases, or threatens to cease, to carry on business, or (v) the Supplier possesses bona fide and justifiable reason to believe that any of the events specified in (iii) or (iv) above is likely to occur and notifies the Customer accordingly.
14.2 Where the Supplier terminates the Contract in accordance with clause 14.1, without prejudice to clauses 10.3 or 10.4 or to any other right or remedy available to the Supplier: (i) the Supplier shall be entitled to terminate any other contract or suspend any further deliveries under any other contract between the parties, (ii) where the Products have been delivered, but not paid for, the Customer's right to possession shall terminate and the Supplier may dispose or use any of the Products as it wishes, and (iii) the price for the Products shall become immediately due and payable notwithstanding any previous agreement or arrangement to the contrary.
14.3 Termination of the Contract, for whatever reason, shall not affect any of its provisions which are expressed or are intended to continue to have effect after it has come to an end.

15. INDEMNITY
15.1 Without prejudice to the Supplier's other rights and remedies and to the fullest extent permitted by law, the Customer shall indemnify and keep indemnified the Supplier, its Group and its employees and agents on demand in full against any loss, liability, damage, costs, claims and expenses (including but not limited to attorney's fees, expert's fees and expenses of litigation) incurred or suffered as a result of: (i) any claim brought by any third party in respect of losses, injury or damage caused by any Products which, following Delivery, have been subjected to any use other than the authorised use for the Products (being the use for which the Products are commonly supplied) or modified or repaired by a person other than the Supplier, (ii) any allegation or claim made against the Supplier by a third party in relation to the actual or purported infringement of that third party's Intellectual Property Rights due to the incorporation into a Product design of any requirements, designs, specifications or other materials (including third party components) stipulated or provided by the Customer, (iii) the negligence of Customer, and (iv) the breach by Customer of any of the terms and conditions of this Contract.

16. INTELLECTUAL PROPERTY RIGHTS
16.1 Save where otherwise agreed in a Sales Sheet and/or Confirmation, the Supplier and/or the Supplier's licensors shall own all Intellectual Property Rights in the Products, Catalogue and any Materials.
16.2 The Customer is not granted any rights or licence in respect of the Products, other than the right to use or resell the Products in the Customer's ordinary course of business and otherwise in accordance with the terms and conditions of the Contract.
16.3 The Supplier grants to the Customer a limited, non-exclusive, non-transferable licence, without the right to sublicense, to access and view and (unless shown as not permitted) download and print the Materials in each case solely for the Customer's personal purposes.
16.4 The Customer shall not use, copy, adapt, transmit, distribute, modify, publish, reverse engineer, create derivative works based upon, distribute, licence, sell, transfer, publically perform, broadcast, communicate to the public or otherwise exploit the Materials except as expressly permitted in these Terms and Conditions or otherwise without the Supplier's prior written consent.

17. EXPORT CONTROLS AND SANCTIONS
17.1 The Customer warrants and represents that neither it, nor any of its Group, nor any directors, officers or employees of any of its Group: (i) is a Restricted Party or is engaging in or has engaged in any transaction or conduct that could result in it becoming a Restricted Party, (ii) has engaged or is engaging, directly or indirectly, in any trade, business or other activities with, for the benefit of, or on behalf of, any Restricted Party, (iii) has violated or is violating applicable laws, statutes, regulations and codes relating to Export Controls or Sanctions.
17.2 The Customer acknowledges that some of the Products, their components and technologies may be subject to Export Controls and Sanctions. The Customer shall: (i) comply with Export Controls and Sanctions applicable to both the Supplier and the Customer, (ii) not export, re-export, transfer or trade, directly or indirectly, with or to any Restricted Party nor any person or entity incorporated or located in any country subject to Sanctions, (iii) obtain at its cost any licence, permit, notification or authorisation required to sell, export, re-export, transfer or import the Products, their components and technologies, and (iv) ensure that the end-use of the Products will not breach any Export Controls or Sanctions, including weapons of mass destruction and military end-use controls.

18. GENERAL
18.1 The Customer shall at all times: (i) respond promptly to any request for guidance or instruction which is reasonably required by the Supplier to enable it to perform its obligations under a Contract; (ii) co-operate and liaise with the Supplier as necessary or desirable for the performance of a Contract, and (iii) promptly provide the Supplier with all documents and information in the Customer's possession or control which the Supplier reasonably requires in order to comply with its internal and Group policies and with all applicable laws and regulatory requirements (including all documents and information associated with know your customer checks).
18.2 The Contract contains the entire agreement and understanding of the parties and supersedes all prior agreements, understandings or arrangements (both oral and written) in respect of the Products. The Customer acknowledges that it is entering into the Contract without reliance on any undertaking, warranty, or representation given by or on behalf of the Supplier, other than as expressly contained in the Contract (or any document expressly incorporated into the Contract). This clause 18.1 is subject to clause 12.5(iv).
18.3 The parties acknowledge that in performing their obligations hereunder, each party is acting as an independent contractor. Nothing in this Contract shall be construed to create a partnership, joint venture, franchise or other similar arrangement between the parties. Neither party has the authority to enter into any agreement, or make any warranty or representation on behalf of the other party, except where and to the extent specifically authorized to do so in writing. To the extent that either party utilizes its employees for the performance of its duties pursuant to this Contract, that party shall be solely responsible for the payment of salaries and wages to such employees and matters relating thereto (including the withholding and/or payment of all federal, state and local income and other payroll taxes), workers compensation, disability benefits, and all such other legal requirements of like nature applicable to such employees.
18.4 The Customer shall not transfer, assign, sub-contract or deal in any other similar manner any of its rights or obligations under the Contract or purport to do any of the same.
18.5 Any notice shall be in writing and addressed to the other party at, in the case of the Supplier, the address or email address specified in the Sales Sheet and/or Confirmation (as applicable) and in the case of the Customer at the address or email address specified in the Sales Sheet or (if that is not applicable) at its registered address or an email address it may have used to place an order for Products with the Supplier. Hand delivered notices shall take effect immediately; postal notices, two Working Days after posting by first class post (five Working Days if sent by airmail post); and notice sent by email, at the date and time the email is sent (unless an out-of-office message is received by the sending party, in which case notice will not

have been validly served).
18.6 The invalidity, illegality or unenforceability of any provision of these Terms and Conditions shall not affect the other provisions and the Contract shall be given effect as if the invalid, illegal or unenforceable provision had been deleted.
18.7 Where the Contract is entered into in the manner described in clause 3.3.1, the Sales Sheet may be executed in any number of counterparts and by the parties on separate counterparts, but shall not be effective until each party has executed at least one counterpart. Each counterpart, when executed, shall be an original, but all counterparts shall together constitute one and the same instrument.
18.8 No variation of the Contract shall be effective unless it is made in writing, refers specifically to the Contract and is signed by both of the parties.
18.9 No waiver of any term, provision or condition of the Contract shall be effective, except where it is clearly made in writing and signed by the waiving party. No waiver of any particular breach of the Contract shall be held to be a waiver of any other or subsequent breach.
18.10 No omission or delay on the part of any party in exercising any right, power or privilege under the Contract shall operate as a waiver by it or of any right to exercise it in future or of any other of its rights under the Contract.
18.11 The rights and remedies arising under, or in connection with, the Contract are cumulative and, except where otherwise expressly provided in the Contract do not exclude rights and remedies provided by law or otherwise.
18.12 This Contract shall be construed and enforced in accordance with, and the rights of the parties shall be governed by, the laws of the State of Illinois (not including the choice of law rules thereof). The United Nations Convention on the International Sale of Goods shall not apply to the Contract. To the extent relevant pursuant to clause 8.1 the international rules for the interpretation of trade terms prepared by the International Chamber of Commerce (Incoterms) shall apply (unless agreed otherwise) but where they conflict with the Contract, the Contract shall prevail.
18.13 Subject to clause 18.14, any and all disputes, complaints, controversies, claims and grievances arising under, out of, in connection with, or in any manner related to this Contract or the relationship of parties hereunder shall be settled by binding arbitration in accordance with the Commercial Arbitration Rules of the American Arbitration Association. The obligation to arbitrate shall extend to any affiliate, subsidiary, officer, employee, shareholder, principal, agent, trustee in bankruptcy or guarantor of a party making or defending any claim hereunder. Any decision and award of the arbitrator shall be final, binding and conclusive upon all of the parties hereto and said decision and award may be entered as a final judgment in any court of competent jurisdiction. Notwithstanding said Rules, any arbitration hearing to take place hereunder shall be conducted in Chicago, Illinois, before one (1) arbitrator who shall be an attorney who has substantial experience in commercial law issues. However, neither party shall institute an arbitration, or any other proceeding to resolve such disputes between the parties before that party has sought to resolve disputes through direct negotiation with the other party. If disputes are not resolved within three (3) weeks after a demand for direct negotiation, the parties shall attempt to resolve disputes through mediation conducted in Chicago, Illinois. If the parties do not agree on a mediator within ten (10) days, either party may request the American Arbitration Association to appoint a mediator who shall be an attorney who has substantial experience in commercial law issues. If the mediator is unable to facilitate a settlement of disputes within forty-five (45) days, the mediator shall issue a written statement to the parties to that effect and the aggrieved party may then seek relief through arbitration as provided above. The fees and expenses of the mediator shall be split and paid equally by each of the parties. In the event of any arbitration between the parties hereto involving this Contract or the respective rights of the parties hereunder, the party who does not prevail in such arbitration shall pay all the prevailing party's reasonable attorneys' and experts' fees, costs and expenses incurred by the prevailing party in resolving said matter. As used herein the term 'prevailing party' shall include, but not be limited to, a party who obtains legal counsel or brings an action against the other by reason of the other's breach or default and obtains substantially the relief sought whether by compromise, settlement, or judgment. Each party hereby consents to a single, consolidated arbitration proceeding of multiple claims, or claims involving two (2) or more parties. Either party may apply to any court of competent jurisdiction for injunctive relief or other interim measures as provided for elsewhere in this Contract, in aid of the arbitration proceedings, or to enforce the arbitration award, but not otherwise. Any such application to a court shall not be deemed incompatible or a waiver of this provision. The arbitrator shall be required to make written findings of fact and conclusions of law to support its award. Except as may be required by law, neither a party nor an arbitrator(s) may disclose the existence, content, or results of any arbitration hereunder without the prior written consent of both parties. By execution of this Agreement, the Customer consents to the jurisdiction of the American Arbitration Association and waives any objection which Customer may have to any proceeding so commenced based upon improper venue or forum non coveniens.
18.14 Nothing in this clause 18 shall limit the right of the Supplier to take proceedings against the Customer in any other court of competent jurisdiction, nor shall the taking of proceedings in any one or more jurisdiction preclude the Supplier from taking proceedings in any other jurisdiction, whether concurrently or not, to the extent permitted by the law of such other jurisdiction.

Essentra Plastics LLC, d/b/a Essentra Components (the "Supplier") Essentra Canada Terms and Conditions of Sale

1. GENERAL
1.1 These Terms and Conditions shall apply to the sale and supply of Products by the Supplier to the Customer.
1.2 The contract governing the sale and supply of Products by the Supplier to the Customer shall in each instance consist of (i) these Terms and Conditions, (ii) the Sales Sheet (if applicable), and (iii) the Confirmation (if applicable), which shall be to the express exclusion of any other terms and conditions (including any Customer terms and conditions) referred to in any negotiations, the Confirmation, or course of dealing between the parties.
1.3 The Supplier reserves the right to modify these Terms and Conditions at any time to reflect changes in how the Supplier accepts payment from the Customer, changes in relevant laws and regulatory requirements and any other circumstances which are reasonable in the Supplier's opinion. If the Supplier modifies these Terms and Conditions, the Supplier will post the modification on its website and/or notify the Customer of the modified Terms and Conditions. The Supplier will also update the "last updated" date at the top of these Terms and Conditions. Every time the Customer orders Products from the Supplier, the Terms and Conditions published on the Supplier's website at that time or previously notified by the Supplier to the Customer will apply to the applicable Contract.

2. DEFINITIONS AND INTERPRETATION
2.1 In these Terms and Conditions:
"Confirmation" has the meaning given in clause 3.4.2;
"Contract" means each individual contract formed pursuant to clause 3.4 and which consists of those documents specified in clause 1.2;
"Customer" the person purchasing Products pursuant to orders placed in accordance with clause 3;
"Delivery" means the delivery of the Products in accordance with clause 8.1 or 8.2 (as applicable);
"Export Controls" means all laws, regulations, codes and controls on the import and export of goods and services in and out of a country or relevant administrative area or applied by reason of the country of origin of the Products or part of them, including the Canadian Export and Import Permits Act, United States' Export Administration Regulations, the International Traffic in Arms Regulations, the Canadian Export Control List, the United Kingdom's and European Union's military and dual-use lists and any similar list each as amended, supplemented or substituted from time to time;
"Group" means in relation to a company, that company and any subsidiary and any holding body corporate of that company and any subsidiary of any such holding company in each case from time to time (the term "subsidiary" shall have the meaning ascribed to it in section 1(5) of the Canada Business Corporations Act and a "holding body corporate" shall have the meaning ascribed to it in section 1(4) of the Canada Business Corporations Act)
"Intellectual Property Rights" means all intellectual property rights including but not limited to patents, utility models, rights in invention, copyright and neighbouring and related rights, database rights, moral rights, design rights, trade marks (including service marks), trade names and get-up, goodwill, know-how, confidential information and other intellectual property rights, whether registered or unregistered and including all applications for the grant of the foregoing and all rights or forms of protection having similar or equivalent effect to any of the foregoing which may subsist anywhere in the world;
"Materials" has the meaning given in clause 4.1;
"Permitted Method" means email, telephone, electronic data interchange or any other method of communication between the parties which is permitted by the Supplier from time to time;
"Products" means the products made available for sale (and, if applicable sold) by the Supplier from time to time and (to the extent applicable) as set out in the Sales Sheet and/or Confirmation;
"Restricted Party" means a person or entity that is listed on, owned or controlled by, or acting on behalf of, a person listed on a Sanctions List, or otherwise a subject of Sanctions;
"Sales Sheet" means the Supplier's pro forma document which can be used to detail certain commercial terms of the Contract which may be formed when the Supplier accepts an order placed by the Customer;
"Sample" means a sample of the Product provided by the Supplier to the Customer;
"Sanctions Authority" means (a) the Security Council of the United Nations; (b) the Department of State, the Department of the Treasury and the Office of Foreign Assets Control of the United States of America; (c) the Council and the Commission of the European Union; (d) Her Majesty's Treasury of the United Kingdom; and (e) The Royal Canadian Mounted Police and the Canada Border Services Agency (f) any other relevant governments, departments, authorities, institutions or agencies;
"Sanctions List" means Consolidated United Nations Security Council Sanctions List, the list maintained under Canada's Special Economic Measures Act, the Specially Designated Nationals and Blocked Persons list maintained by the United States' Office of Foreign Assets Control, the Consolidated List of Financial Sanctions Targets maintained by Her Majesty's Treasury, or any similar list maintained by or public announcement of a Sanctions designation made by, a Sanctions Authority, each as amended, supplemented or substituted from time to time;
"Sanctions" means any trade, economic or financial sanctions laws, regulations, embargoes or restrictive measures administered, enacted or enforced

by a Sanctions Authority;
"Specification" means the specification of the relevant Product which may be applicable pursuant to clause 5.3;
"Supplier" means the Essentra group company named at the beginning of these Terms and Conditions;
"Terms and Conditions" means these terms and conditions as updated and varied from time to time; and
"Business Days" means any day other than a Saturday, Sunday, public or statutory holiday in the country in which the Supplier is located.
2.2 In these Terms and Conditions: (i) a "party" means the Supplier or the Customer (as applicable) and "parties" means both of them, (ii) headings are for convenience only and shall not affect its interpretation, (iii) references to a "person" include any individual, company, corporation, firm, partnership, association, organisation, institution, trust or agency, whether or not having a separate legal personality, (iv) words in the singular shall include the plural and vice versa as the context admits or requires, (v) any reference to any statute or statutory provision shall, unless the context otherwise requires, be construed as a reference to that statute or statutory provision as from time to time amended, consolidated, modified, extended, re-enacted or replaced, (vi) the word "including" shall, unless the context otherwise requires, mean "including without limitation", and (vii) "in writing" includes by email or other written Permitted Method.

3. ORDER AND CONFIRMATION

3.1 The Supplier shall supply Products ordered by the Customer from time to time in accordance with these Terms and Conditions.
3.2 Each order placed by the Customer shall be deemed to be a separate offer to purchase Products under these Terms and Conditions which the Supplier shall be free to accept or decline at its absolute discretion.
3.3 Orders may be placed by the Customer in one of three ways:
3.3.1 by completing a Sales Sheet which includes specific details of the Products required by the Customer (and which does not anticipate or require any subsequent call-off or other communication) and which is signed by both the Customer and the Supplier;
3.3.2 by placing an order from time to time by a Permitted Method, where the order is governed by (and is made under) a previously agreed Sales Sheet; or
3.3.3 by placing an order from time to time by a Permitted Method, but where a Sales Sheet has not been completed or agreed.
3.4 An order placed in the manner described in:
3.4.1 clause 3.3.1 shall be deemed accepted by the Supplier on execution by both parties of the Sales Sheet; and
3.4.2 clauses 3.3.2 or 3.3.3 shall be deemed accepted by the Supplier upon the sending by the Supplier of an order acknowledgement and confirmation by a written Permitted Method and which shall confirm the commercial terms of the order (a "Confirmation"),
and in each case a separate contract will be formed upon such acceptance, save that there shall be deemed to be no acceptance where the price of the Product has been incorrectly quoted or stated by the Supplier in a Sales Sheet or Confirmation.
3.5 The Customer shall act in good faith and with accuracy if it forecasts its requirements for Products. Unless otherwise set out in a Sales Sheet, a product forecast shall be binding on the Customer and shall constitute an order for Products in accordance with clause 3.3.
3.6 Each Contract shall consist of these Terms and Conditions and (to the extent applicable) the Sales Sheet and the Confirmation, to the exclusion of any terms and conditions the Customer may seek to impose.
3.7 The Supplier reserves the right to decline to accept or to cancel any order for Products or to impose reasonable conditions prior to accepting any order (including the prior receipt of a letter of credit or cleared funds from the Customer) including where the Supplier considers it reasonably necessary for security or fraud prevention purposes or to comply with any applicable laws or regulations in the country of sale, distribution or use.
3.8 All orders placed by the Customer via the Supplier's website shall be subject to the terms and conditions specified on that website.
3.9 If a price quotation is provided by the Supplier in respect of any Products, the quotation shall remain valid for 30 days from the date it is given (unless otherwise specified by the Supplier) but shall not bind the Supplier until the applicable order is accepted by the Supplier in accordance with clause 3.4.
3.10 Once an order has been accepted by the Supplier it cannot be cancelled, varied or suspended by the Customer without the written agreement of the Supplier.
3.11 In the event of any conflict between the following, the order of precedent between them shall be as follows: (i) the Confirmation, (ii) the Sales Sheet, and (iii) these Terms and Conditions.

4. DESCRIPTIONS, SAMPLES AND LITERATURE

4.1 Unless otherwise confirmed by the Supplier in writing, nothing in any materials produced by or on behalf of the Supplier which includes images and/or descriptions of the Products (including website content, CAD files, technical drawings, product measurements and specifications, catalogue content or any other Product-specific imagery and information) ("Materials") is to be considered a representation of the source of origin, manufacturer or production of Products or any part of them.
4.2 Subject to clause 11.1 all information contained in the Materials are published for the sole purpose of giving the Customer an approximate idea of the Products described in them and will not be relied on by the Customer or form part of the Contract except as otherwise expressly provided in the Sales Sheet and/or the Confirmation.
4.3 Any typographical, clerical or other manifestly obvious error or omission in any quote, price list, Confirmation, label, packaging, invoice or other document or information issued by the Supplier may be corrected by the Supplier, without liability to the Customer, at any time either by correcting any such matter in public by publishing the correction on the Supplier's website or by notifying the Customer in writing and such correction shall be immediately binding upon the Customer.
4.4 Except as otherwise required by law, a Contract shall not be (i) a sale by Sample, even if Samples have been provided to the Customer, unless specified otherwise in the Sales Sheet or otherwise agreed and specified in the Confirmation, or (ii) a sale by description, even if a description has been provided.

5. FITNESS FOR PURPOSE AND SPECIFICATIONS

5.1 The Customer will undertake appropriate tests to ensure that the Products are fit for all of the Customer's purposes. Subject to clause 5.2, the Customer expressly acknowledges that, irrespective of any guidance provided to it by the Supplier, in determining whether the Product will be fit for all its purposes, it is not relying on (i) the Supplier's skill and judgement, or (ii) any Materials which are provided or made accessible by the Supplier to the Customer.
5.2 If the Customer wishes to rely on the Supplier's skill and judgement in relation to a Product being fit for a particular purpose then prior to placing an order the Customer must expressly advise the Supplier in writing of the particular purpose and that it wishes to rely on the Supplier's confirmation of fitness for purpose rather than conduct its own testing. The Supplier shall advise the Customer of any additional charges which will apply if such confirmation is given. The Customer shall only be entitled to rely on the Product being fit for a particular purpose if the Customer has provided all the information which the Supplier would need to undertake the requisite testing and the Supplier has expressly confirmed in the Sales Sheet and/or the Confirmation that the Product can fulfil a particular purpose.
5.3 A Specification in relation to a Product shall only take effect and form part of a Contract where specified in the Sales Sheet and/or the Confirmation (and in each case this may be facilitated by way of a cross-reference to a pre-agreed specification document). The parties may agree a process for producing and agreeing a Specification, which shall be set out in the Sales Sheet. A Specification may include (inter alia) details of the Products measurements, tolerances, regulatory compliance, packaging and compliance with quality standards.

6. PRICE

6.1 The price of Products shall be the price specified in the Sales Sheet or as otherwise agreed and specified in the Confirmation (as applicable). Prices specified in a Sales Sheet will be subject to review and possibly change from time to time in accordance with the mechanism specified in that Sales Sheet.
6.2 The Supplier will use its reasonable endeavours to ensure that prices are accurately specified in any quote and in the Materials.
6.3 The Supplier reserves the right to invoice sums in addition to the agreed price to reflect any increase in the cost to the Supplier of supplying any Products which is due to: (i) any increase in the cost of labour or materials (including any storage costs) as a consequence of Delivery of the Products not being in accordance with clause 8.1 or 8.2 (as applicable), (ii) any variation requested by the Customer to delivery dates, quantities, the Specification or the scope of the Supplier's instructions, (iii) any delay or additional work or materials caused by any erroneous instructions, neglect or default of the Customer, or (iv) any failure of the Customer to provide the Supplier with adequate and timely information, instructions, or specifications. Subject to the foregoing, prices charged will be those prevailing when an order is accepted.
6.4 Unless set out in the Sales Sheet or Confirmation, any reference to the price for Products is in Canadian Dollars and is exclusive of any HST, PST, GST, QST or other taxes or duties and of all costs and charges in relation to non-standard packaging, loading, unloading, carriage and insurance or similar costs, which (if any) shall be paid in addition by the Customer at the time it is due to pay for the Products. Where carriage or other costs to be borne by the Customer are paid by the Supplier, the Supplier shall be entitled to immediately render an invoice in respect of such costs.

7. PAYMENT

7.1 The Supplier shall at its discretion be entitled to invoice the Customer for payment of the price of any Products or any other amounts in advance. The Supplier reserves the right, where the Customer is required to pay for an order in advance, to suspend Delivery of any Products pending receipt of payment.
7.2 Unless otherwise set out in a Sales Sheet or Confirmation, payment of the Supplier's invoice is due by the Customer (without deduction, discount, abatement or set-off) within 30 days of the date of the invoice, notwithstanding that Delivery may not have taken place or that property in the Products has not passed to the Customer. Payment shall be made in the currency stipulated in the Sales Sheet or Confirmation (as applicable). Time for

payment of sums due from the Customer shall be of the essence. No payment will be deemed received until received by the Supplier in cash or cleared funds.
7.3 Payment is to be made by the Customer via the payment method stipulated in the Sales Sheet or Confirmation (as applicable).
7.4 If the Customer is permitted to open a credit facility with the Supplier, it must furnish such information and references as may be requested by the Supplier and the Supplier may make a search with a credit reference agency in relation to the Customer. The Supplier reserves the right in its absolute discretion to grant, refuse or discontinue any credit facilities or reduce or suspend any credit facility at any time.
7.5 If any sums are not paid on or before the due date for payment, interest will accrue on the amount unpaid at the rate of six percent per annum above (i) the base rate of the bank specified in the Sales Sheet, or (ii) if no such bank is specified, the annual rate of interest amended from time to time by the Royal Bank of Canada as a reference rate then in effect for determining interest rates on Canadian dollar commercial loans in Canada. Such interest shall accrue on a daily basis from the due date until payment is made in full (both before and after any judgment).
7.6 If the Customer fails to make any payment when due pursuant to a Contract then, without prejudice to any other right or remedy available to the Supplier (including the right to charge interest pursuant to clause 7.5), the Supplier shall be entitled to: (i) deduct outstanding sums from any sums owed by the Supplier to the Customer under the Contract or otherwise, (ii) require the Customer to pay any costs of storage of the Products, (iii) suspend any further deliveries to the Customer under the Contract or any other contract between the parties until paid, (iv) resell any Products not yet delivered to the Customer, and/or (v) retain any sums paid as deposit for the Products.

8. DELIVERY
8.1 Where the Customer's order has been placed in the manner described in clauses 3.3.1 or 3.3.2, subject to anything specified to the contrary in the Sales Sheet or otherwise agreed and specified in the Confirmation, the Contract shall be Ex Works (Incoterms 2010) at the Supplier's premises and Delivery of the Products shall be effected accordingly. Additional details regarding the physical Delivery of the Products (including the date of collection by the Customer) may be agreed between the parties and set out in the Sales Sheet and/or Confirmation.
8.2 Where the Customer's order has been placed in the manner described in clause 3.3.3 (but subject to clause 8.3), Products will be sent to the Customer by a carrier service chosen by the Supplier, acting reasonably. Delivery of the Products to the Customer shall be effected by the Supplier delivering the Products to the carrier or by collection by the carrier. Thereafter, transport of such Products shall be subject to the carrier's conditions which shall be notified to the Customer if the Customer requests, and, subject to clause 10.1, the Supplier shall have no liability for the acts or omissions of the relevant carrier, unless otherwise agreed and specified in the Confirmation. The Supplier may deliver Products earlier than any agreed delivery date.
8.3 Where it is agreed and specified in the Confirmation that Products ordered in the manner described in clause 3.3.3 shall be delivered by a method other than that referred to in clause 8.2 then delivery shall be effected: (i) where the Products are to be collected by the Customer from the Supplier's premises, by the Supplier notifying the Customer that the Products are ready for collection, (ii) where the Products are delivered by the Supplier, by the Supplier delivering the Products to the address nominated by the Customer for delivery, or (iii) where the Products are to be transported by a third party, by collection by or delivery to that third party of the Products.
8.4 The remainder of this clause 8 shall apply to all Contracts regardless of the manner in which the order was placed by the Customer.
8.5 Unless otherwise set out in the Sales Sheet or Confirmation, any periods of time or dates quoted for Delivery of the Products are estimates only. The Supplier will use its reasonable endeavours to deliver the Products by the delivery date set out in the Sales Sheet or Confirmation (as applicable). If the Supplier is unable to meet the delivery date because of an event outside the Supplier's control, the Supplier will contact the Customer with a revised delivery date.
8.6 The Supplier may deliver up to 10 percent more or 10 percent less than the quantity of Products specified in the order and the Customer shall accept such variation in quantity and shall pay the agreed price as adjusted to reflect such variation in quantity. Where more than 10 percent or less than 10 percent of the quantity of Products specified in the order are delivered, the Customer and the Supplier shall discuss the excess supply or short supply (as the case may be) and (a) in the case of an excess supply: (i) if the Customer wishes to keep the additional Products, the Customer shall pay the agreed price as adjusted to reflect excess supply, or (ii) if the Customer does not wish to keep the additional Products, the Customer shall promptly return the additional Products in accordance with the Supplier's directions and at the Supplier's cost, or (b) in the case of a short supply: (i) if the Customer does not wish to be delivered additional Products to make up the order, the Customer shall pay the agreed price as adjusted to reflect short supply, or (ii) if the Customer wishes to take delivery of additional Products to make up the order, the Supplier shall (where available and in supply) promptly deliver such additional Products to the Customer. The quantity of any consignment of Products, as recorded by the Supplier, on dispatch from the Supplier's premises, shall be conclusive evidence of the quantity received by the Customer on Delivery, unless the Customer can provide conclusive evidence to the contrary.
8.7 The Supplier shall not be responsible for any losses incurred or suffered by the Customer as a result of a failure to deliver the Products or for short Delivery unless the Customer has informed the Supplier in writing within 12 days from the estimated date of Delivery (in relation to a failure to deliver) or on the actual date of Delivery (in relation to a short Delivery). In any event, where for any reason the Supplier is liable to the Customer for any such losses, the Supplier's liability shall be limited to: (i) the amount by which the price in the cheapest available market of similar goods to replace those not delivered exceeds the agreed price of the Products not delivered, or (ii) if there is no such market, an amount equal to the agreed price applicable in respect of the Products not delivered.
8.8 Where the Customer fails to take Delivery of the Products or fails to give the Supplier adequate Delivery instructions in advance of the time stated for Delivery (other than by reason of any cause beyond the Customer's reasonable control or by reason of the Supplier's neglect or default) then the Products shall be deemed to have been delivered at the time stated for Delivery and, without prejudice to any other right or remedy available to the Supplier, the Supplier may: (i) store the Products until actual Delivery and charge the Customer for the reasonable costs (including insurance) of storage, if applicable but without any obligation on the Supplier to procure insurance, or (ii) where the Customer has failed to take Delivery of the Products on or before the seventh day following the intended day for Delivery, sell the Products at the best price readily obtainable and (after deducting all reasonable storage and selling expenses) shall reimburse the Customer if the agreed price has already been paid by the Customer or invoice the Customer for any shortfall below the agreed price if payment has not yet been made.
8.9 Where the Products are to be delivered in instalments, each Delivery shall constitute a separate obligation and neither any failure by the Supplier to deliver nor any claim in respect of any one or more instalments by the Customer shall entitle the Customer to treat the Contract as a whole as repudiated.
8.10 No returned Products from any source will be accepted by Supplier, without written approval, together with shipping instructions, from Supplier. If permission is granted by Supplier, the returned Goods will be subject to a 25 percent re-stock handling charge plus freight cost. Non-standard Products or fabricated items are not returnable in Supplier's sole and unfettered discretion. Unless otherwise agreed by Supplier, Products returned must be in their original, smallest, unopened packaging, or undamaged and in the same condition as when the Products were delivered to Customer.

9. RESTRICTED DELIVERY
9.1 The applicable Sales Sheet may specify that the Supplier does not deliver Products to addresses in certain countries. The Supplier may place an order for Products in those countries, but the order must be for Delivery to an address outside the prohibited countries.

10. RISK AND PROPERTY IN THE PRODUCTS
10.1 Products supplied by the Supplier shall be at the Customer's risk when the Products are unloaded from the Supplier's carrier at the Customer's premise or, where the Products are collected by the Customer, or a third party on behalf of the Customer, from the Supplier's premise (or any other location agreed between the parties), immediately upon being made available for collection. The Customer acknowledges that it is responsible for arranging appropriate insurance for the Products from the point at which it assumes risk.
10.2 Title (legal and beneficial) in all Products supplied shall be retained by the Supplier until the Supplier has received in either cash or cleared funds all sums due in respect of the Products.
10.3 Following risk in the Products passing to the Customer pursuant to clause 10.1, until such time as title in the Products passes to the Customer, the Customer must: (i) hold such Products (on a fiduciary basis for and on behalf of the Supplier) as the Supplier's bailee and act in good faith to protect the Supplier's interests in the Products, (ii) store such Products (at no cost to the Supplier) separately from all other goods of the Customer in such a way that such Products remain identifiable as property of the Supplier and shall not mix them with any other goods, (iii) not pledge or allow any lien, charge, or other interest to arise over the Products or their documents of title, (iv) not destroy or deface any identifying marks on such Products or relevant packaging and maintain such Products in satisfactory condition, and (v) keep such Products insured on the Supplier's behalf and in the event of any claim resulting from loss, theft or damage hold the proceeds of such insurance on trust for the Supplier.
10.4 In the event that the Customer fails to pay the price of the Products by the due date, the Supplier shall be entitled at any time to require the Customer to deliver up the Products to the Supplier prior to title in the Products passing to the Customer. The Customer grants the Supplier and its agents the right at any such time to enter any premises where the Products are stored to inspect or, if the Customer has failed to deliver up possession when requested by the Supplier, to repossess the Products.

11. QUALITY OF PRODUCTS
11.1 The Supplier warrants that on Delivery all Products will be of satisfactory quality and (if applicable) will conform to the Specification.
11.2 The warranty contained in clause 11.1 shall not apply unless:
11.2.1 in respect of defects that are apparent on inspection of the Products, the Customer notifies the Supplier in writing, setting out in reasonable detail the nature of the breach of warranty within 14 days after Delivery;
11.2.2 in relation to latent defects, the Customer notifies the Supplier in writing setting out in reasonable detail the nature of the breach of warranty

within 14 days after the defect became apparent or ought to have become apparent to the Customer, and in any event within 6 months of the date of Delivery;
11.2.3 after receiving such notice of the defect, the Supplier is given reasonable opportunity to inspect the Products and, at the Supplier's request (acting reasonably), the Products are returned to the Supplier's place of business (at the Customer's risk and cost) for the purpose of inspection;
11.2.4 the total price for the Products has been paid by the Customer; and
11.2.5 none of the events listed in clause 11.3 apply.
11.3 The Supplier shall not be liable for any breach of the warranty in clause 11.1 if:
11.3.1 the Customer makes any further use of the Products after giving notice in accordance with clause 11.2;
11.3.2 the defect arises because the Customer failed to follow the Supplier's oral or written instructions as to the storage, commissioning, installation, use and maintenance of the Products or (if there are none) good trade practice regarding the same;
11.3.3 the defect arises as a result of the Supplier following any drawing, design or specific requirement or instructions supplied or approved by the Customer (including any such thing which may constitute (or form part of) the Specification);
11.3.4 the Customer alters or repairs the Products without the written consent of the Supplier;
11.3.5 the Customer makes further use of or resells a Product after the Supplier gives notice of a defect or the Customer fails to comply with the Supplier's reasonable instructions in relation to a Product hold or recall;
11.3.6 the defect arises as a result of reasonable wear and tear, wilful damage, negligence, or abnormal storage or working conditions; or
11.3.7 the Products differ from the Specification as a result of changes made to ensure they comply with applicable statutory or regulatory requirements.
11.4 If the Customer fails to give notice of rejection in accordance with clause 11.2, it shall be deemed to have accepted the Products.
11.5 If the Customer rejects Products under clause 11.2 then the Customer shall be entitled to: (i) require the Supplier to repair or replace the rejected Products, or (ii) require the Supplier to repay the price of the rejected Products in full. Once the Supplier has complied with the Customer's requirement, it shall have no further liability to the Customer in respect of the rejected Products' failure to comply with clause 11.1.
11.6 The terms of the Contract shall apply to any repaired or replacement Products supplied by the Supplier. All Products which have been replaced pursuant to clause 11.5 shall belong the Supplier.
11.7 To the extent permitted by law and subject to clauses 12.5, the requirement to provide the remedy contained in clause 11.5 shall be the sole extent of the Supplier's liability arising out of or in connection with any breach of clause 11.1 or any other claim relating to the quality the Products.
11.8 The Customer shall comply with all reasonable instructions of the Supplier in relation to any Product hold or Product recall campaign organised in respect of any Products or any other corrective action reasonably taken by or on behalf of Supplier in respect of the Products after Delivery to Customer. Unless required by law, the Customer may not undertake any Product recall or withdrawal without the written permission of the Supplier and only then in strict compliance with the Supplier's instructions as to the process of implementing the withdrawal.

12. LIMITATION OF LIABILITY
12.1 For the purposes of this clause 12, a "Claim" means a claim arising out of or in connection with the supply of any Products to the Customer or as a result of breach of a Contract or of any duty of any nature whatsoever by the Supplier or pursuant to any use made by the Customer or resale by the Customer of any Products (or of any product incorporating any of the Products) or as a result of any representation, statement, act or omission including negligence or breach of statutory duty arising under or in connection with a Contract.
12.2 Subject to clause 12.5, the Supplier's aggregate liability (including any liability for the acts or omissions of its employees, agents, sub-contractors or other members of its Group) to the Customer for all Claims shall be limited as follows:
12.2.1 the Supplier's aggregate liability for a Claim in relation to any single item of Product shall be limited to the price payable by the Customer for that item; and
12.2.2 the Supplier's aggregate liability to the Customer for all other Claims brought in any calendar year shall be limited to the total amount paid by the Customer to the Supplier for Products during that calendar year.
12.3 Subject to clause 12.5, the Supplier shall not be liable to the Customer for any (a) indirect losses, (b) economic loss, (c) loss of profits or anticipated profits, (d) loss of anticipated savings, (e) loss of business or of expected future business, (f) damage to reputation or goodwill, or (g) punitive, exemplary, incidental, special, indirect or consequential loss, which in each case arises under or in connection with a Contract.
12.4 Notwithstanding anything herein to the contrary and to the fullest extent permitted by law, all implied warranties including but not limited to, the implied warranties of merchantability, non-infringement, or fitness or suitability for any particular purpose or use, are excluded from a Contract and, subject to clause 12.5, the Supplier will not be liable to the Customer for any loss of any kind whatsoever which arises out of the breach of implied warranties, terms or conditions, or breach of any duty of any kind imposed on the Supplier by operation of law.
12.5 Nothing in these Terms and Conditions shall exclude or limit the Supplier's liability in respect of (i) any death or personal injury caused by its gross negligence, (ii) any fraud or fraudulent misrepresentation, or (iii) any other liability to the extent that it may not be so excluded or limited by law.
12.6 If the Customer becomes aware that any third party has made or appears likely to make any claim against the Customer in respect of the Products (including as to defects in them or rights infringed by them) it shall: (i) promptly notify the Supplier of such claim or circumstance, (ii) promptly take such action as the Supplier may reasonably request to avoid, dispute, defend, mitigate, resist, appeal or compromise such claim or circumstance including to allow the Supplier to take full control of any proceedings or negotiations in connection with the claim, and (iii) not settle or compromise, make any admissions, nor agree any matter in the conduct of any dispute, without the prior written approval of the Supplier.
12.7 The Customer acknowledges that the limitations of liability set out in these Terms and Conditions are reasonable and reflect the commercial intentions of the parties in the context of the anticipated earnings of the Supplier under a Contract and the ability of the Customer to protect itself through insurance.

13. EVENTS OUTSIDE THE SUPPLIER'S CONTROL
13.1 The Supplier will not be in breach of the terms of a Contract for any delay in performing, or failure to perform, its obligations under the Contract if that failure or delay was due to any cause or circumstance beyond the Supplier's reasonable control, which shall, without limiting the generality of the term, include war or other action of military forces, terrorism, riot, civil commotion, sabotage, vandalism, accident, break down or damage to machinery or equipment, fire, flood, acts of God, strike, lock-out or other industrial disputes or shortage of materials at the market rates existing when the Contract is made, legislative or administrative interference (including, for example, Sanctions, embargos and Export Controls) or was due to any failure, neglect or delay on the part of the Customer or its agents or representatives.
13.2 The Supplier reserves the right to defer the date of Delivery or to terminate the Contract or reduce the volume of the Products ordered by the Customer (with an appropriate reduction in the price payable by the Customer) if it is prevented from or delayed in the carrying on of its business due to an event referred to in clause 13.1 occurring, and where the event in question continues for a continuous period in excess of 30 days either party shall be entitled to give notice in writing to the other to terminate the Contract with no liability due to or by either party.

14. TERMINATION
14.1 Without affecting any other rights and remedies, the Supplier may immediately terminate a Contract if: (i) the Customer fails to pay any sum due under the Contract by the due date for payment and remains in default not less than 14 days after being notified in writing by the Supplier to make such payment, (ii) the Customer materially breaches any term of the Contract, (iii) the Customer makes any composition or voluntary arrangement with its creditors or any step, application, order, proceeding or appointment is made or taken by or in respect of the Customer (including the making of an "application" or the giving of any notice) by the Customer or any other person for a distress, execution, winding up, dissolution, or to appoint an administrator of the Customer or (being an individual or firm) becomes bankrupt or (being a company) goes into liquidation (otherwise than for the purposes of a solvent amalgamation or reconstruction), (iv) an encumbrance takes possession, or a receiver (administrative or otherwise) is appointed, of any of the property or assets of the Customer, or the Customer ceases, or threatens to cease, to carry on business, or (v) the Supplier possesses bona fide and justifiable reason to believe that any of the events specified in (iii) or (iv) above is likely to occur and notifies the Customer accordingly.
14.2 Where the Supplier terminates the Contract in accordance with clause 14.1, without prejudice to clauses 10.3 or 10.4 or to any other right or remedy available to the Supplier: (i) the Supplier shall be entitled to terminate any other contract or suspend any further deliveries under any other contract between the parties, (ii) where the Products have been delivered, but not paid for, the Customer's right to possession shall terminate and the Supplier may recover the Products and dispose or use any of the Products as it wishes, and (iii) the price for the Products shall become immediately due and payable notwithstanding any previous agreement or arrangement to the contrary.
14.3 Termination of the Contract, for whatever reason, shall not affect any of its provisions which are expressed or are intended to continue to have effect after it has come to an end.

15. INDEMNITY
15.1 Without prejudice to the Supplier's other rights and remedies and to the fullest extent permitted by law, the Customer shall indemnify and keep indemnified the Supplier, its Group and its employees and agents on demand in full against any loss, liability, damage, costs, claims and expenses (including but not limited to legal fees, expert's fees and expenses of litigation) incurred or suffered as a result of: (i) any claim brought by any third party in respect of losses, injury or damage caused by any Products which, following Delivery, have been subjected to any use other than the authorised use for the Products (being the use for which the Products are commonly supplied) or modified or repaired by a person other than the Supplier, (ii) any allegation or claim made against the Supplier by a third party in relation to the actual or purported infringement of that third party's Intellectual Property Rights due to the incorporation into a Product design of any requirements, designs, specifications or other materials (including third party

components) stipulated or provided by the Customer, (iii) the negligence of the Customer, and (iv) the breach by the Customer of any of the terms and conditions of this Contract.

16. INTELLECTUAL PROPERTY RIGHTS

16.1 Save where otherwise agreed in a Sales Sheet and/or Confirmation, the Supplier and/or the Supplier's licensors shall own all Intellectual Property Rights in the Products, Catalogue and any Materials.
16.2 The Customer is not granted any rights or licence in respect of the Products, other than the right to use or resell the Products in the Customer's ordinary course of business and otherwise in accordance with the terms and conditions of the Contract.
16.3 The Supplier grants to the Customer a limited, non-exclusive, non-transferable licence, without the right to sublicense, to access and view and (unless shown as not permitted) download and print the Materials in each case solely for the Customer's personal purposes.
16.4 The Customer shall not use, copy, adapt, transmit, distribute, modify, publish, reverse engineer, create derivative works based upon, distribute, licence, sell, transfer, publically perform, broadcast, communicate to the public or otherwise exploit the Materials except as expressly permitted in these Terms and Conditions or otherwise without the Supplier's prior written consent.

17. EXPORT CONTROLS AND SANCTIONS

17.1 The Customer warrants and represents that neither it, nor any of its Group, nor any directors, officers or employees of any of its Group: (i) is a Restricted Party or is engaging in or has engaged in any transaction or conduct that could result in it becoming a Restricted Party, (ii) has engaged or is engaging, directly or indirectly, in any trade, business or other activities with, for the benefit of, or on behalf of, any Restricted Party, (iii) has violated or is violating applicable laws, statutes, regulations and codes relating to Export Controls or Sanctions.
17.2 The Customer acknowledges that some of the Products, their components and technologies may be subject to Export Controls and Sanctions. The Customer shall: (i) comply with Export Controls and Sanctions applicable to both the Supplier and the Customer, (ii) not export, re-export, transfer or trade, directly or indirectly, with or to any Restricted Party nor any person or entity incorporated or located in any country subject to Sanctions, (iii) obtain at its cost any licence, permit, notification or authorisation required to sell, export, re-export, transfer or import the Products, their components and technologies, and (iv) ensure that the end-use of the Products will not breach any Export Controls or Sanctions, including weapons of mass destruction and military end-use controls.

18. GENERAL

18.1 The Customer shall at all times: (i) respond promptly to any request for guidance or instruction which is reasonably required by the Supplier to enable it to perform its obligations under a Contract; (ii) co-operate and liaise with the Supplier as necessary or desirable for the performance of a Contract, and (iii) promptly provide the Supplier with all documents and information in the Customer's possession or control which the Supplier reasonably requires in order to comply with its internal and Group policies and with all applicable laws and regulatory requirements (including all documents and information associated with know your customer checks).
18.2 The Contract contains the entire agreement and understanding of the parties and supersedes all prior agreements, understandings or arrangements (both oral and written) in respect of the Products. The Customer acknowledges that it is entering into the Contract without reliance on any undertaking, warranty, or representation given by or on behalf of the Supplier, other than as expressly contained in the Contract (or any document expressly incorporated into the Contract).
18.3 The parties acknowledge that in performing their obligations hereunder, each party is acting as an independent contractor. Nothing in this Contract shall be construed to create an employment, partnership, joint venture, franchise or other similar arrangement between the parties. Neither party has the authority to enter into any agreement, or make any warranty or representation on behalf of the other party, except where and to the extent specifically authorized to do so in writing. To the extent that either party utilizes its employees for the performance of its duties pursuant to this Contract, that party shall be solely responsible for the payment of salaries and wages to such employees and matters relating thereto (including the withholding and/or payment of all federal, state and local income and other payroll taxes), workers compensation, disability benefits, and all such other legal requirements of like nature applicable to such employees.
18.4 The Customer shall not transfer, assign, sub-contract or deal in any other similar manner any of its rights or obligations under the Contract or purport to do any of the same.
18.5 Any notice shall be in writing and addressed to the other party at, in the case of the Supplier, the address or email address specified in the Sales Sheet and/or Confirmation (as applicable) and in the case of the Customer at the address or email address specified in the Sales Sheet or (if that is not applicable) at its registered address or an email address it may have used to place an order for Products with the Supplier. Hand delivered notices shall take effect immediately; postal notices, two Business Days after posting by first class post (five Business Days if sent by airmail post); and notice sent by email, at the date and time the email is sent (unless an out-of-office message is received by the sending party, in which case notice will not have been validly served).
18.6 The invalidity, illegality or unenforceability of any provision of these Terms and Conditions shall not affect the other provisions and the Contract shall be given effect as if the invalid, illegal or unenforceable provision had been deleted.
18.7 Where the Contract is entered into in the manner described in clause 3.3.1, the Sales Sheet may be executed in any number of counterparts and by the parties on separate counterparts, but shall not be effective until each party has executed at least one counterpart. Each counterpart, when executed, shall be an original, but all counterparts shall together constitute one and the same instrument.
18.8 No variation of the Contract shall be effective unless it is made in writing, refers specifically to the Contract and is signed by both of the parties.
18.9 No waiver of any term, provision or condition of the Contract shall be effective, except where it is clearly made in writing and signed by the waiving party. No waiver of any particular breach of the Contract shall be held to be a waiver of any other or subsequent breach.
18.10 No omission or delay on the part of any party in exercising any right, power or privilege under the Contract shall operate as a waiver by it or of any right to exercise it in future or of any other of its rights under the Contract.
18.11 The rights and remedies arising under, or in connection with, the Contract are cumulative and, except where otherwise expressly provided in the Contract do not exclude rights and remedies provided by law or otherwise.
18.12 This Contract shall be construed and enforced in accordance with, and the rights of the parties shall be governed by, the laws of the Province of Ontario and the federal laws of Canada applicable therein (not including the choice of law rules thereof). The United Nations Convention on the International Sale of Goods shall not apply to the Contract. To the extent relevant pursuant to clause 8.1 the international rules for the interpretation of trade terms prepared by the International Chamber of Commerce (Incoterms) shall apply (unless agreed otherwise) but where they conflict with the Contract, the Contract shall prevail.
18.13 Subject to clause 18.14, any and all disputes, complaints, controversies, claims and grievances arising under, out of, in connection with, or in any manner related to this Contract or the relationship of parties hereunder shall be resolved by arbitration. Such arbitration shall be conducted by a single arbitrator. The arbitrator shall be appointed by agreement between the parties or, in default of such agreement, such arbitrator shall be appointed by a Judge of the Superior Court of Justice sitting in the City of Toronto, upon the application of any of the parties and such judge shall be entitled to act as such arbitrator, if he or she so desires. Unless otherwise agreed to by the parties, the arbitration shall be held in the City of Toronto. The procedure to be followed is shall be agreed to by the parties or, in default of such agreement, determined by the arbitrator. The arbitration shall proceed in accordance with the provisions of the Arbitration Act, 1991 (Ontario). The arbitrator shall have the power to proceed with the arbitration and to deliver his or her award notwithstanding the default by any party in respect of any procedural order made by the arbitrator. The obligation to arbitrate shall extend to any affiliate, subsidiary, officer, employee, shareholder, principal, agent, trustee in bankruptcy or guarantor of a party making or defending any claim hereunder. Any decision and award of the arbitrator shall be final, binding and conclusive upon all of the parties hereto and said decision and award may be entered as a final judgment in any court of competent jurisdiction. Notwithstanding the foregoing, neither party shall institute an arbitration, or any other proceeding to resolve such disputes between the parties before that party has sought to resolve disputes through direct negotiation with the other party. If disputes are not resolved within three (3) weeks after a demand for direct negotiation, the parties shall attempt to resolve disputes through mediation conducted in the City of Toronto. If the parties do not agree on a mediator within ten (10) days, either party may request the ADR Institute of Ontario to appoint a mediator who shall be a barrister and solicitor who has substantial experience in commercial law issues. If the mediator is unable to facilitate a settlement of disputes within forty-five (45) days, the mediator shall issue a written statement to the parties to that effect and the aggrieved party may then seek relief through arbitration as provided above. The fees and expenses of the mediator shall be split and paid equally by each of the parties. In the event of any arbitration between the parties hereto involving this Contract or the respective rights of the parties hereunder, the party who does not prevail in such arbitration shall pay all the prevailing party's reasonable legal' and experts' fees, costs and expenses incurred by the prevailing party in resolving said matter. As used herein the term 'prevailing party' shall include, but not be limited to, a party who obtains legal counsel or brings an action against the other by reason of the other's breach or default and obtains substantially the relief sought whether by compromise, settlement, or judgment. Each party hereby consents to a single, consolidated arbitration proceeding of multiple claims, or claims involving two (2) or more parties. Either party may apply to any court of competent jurisdiction for injunctive relief or other interim measures as provided for elsewhere in this Contract, in aid of the arbitration proceedings, or to enforce the arbitration award, but not otherwise. Any such application to a court shall not be deemed incompatible or a waiver of this provision. The arbitrator shall be required to make written findings of fact and conclusions of law to support its award. Except as may be required by law, neither a party nor an arbitrator(s) may disclose the existence, content, or results of any arbitration hereunder without the prior written consent of both parties.
18.14 Nothing in this clause 18 shall limit the right of the Supplier to take proceedings against the Customer in any other court of competent jurisdiction, nor shall the taking of proceedings in any one or more jurisdiction preclude the Supplier from taking proceedings in any other jurisdiction, whether concurrently or not, to the extent permitted by the law of such other jurisdiction.

Why Buy Essentra?

Extensive Product Choice

We are pleased to offer over 35,000 standard products in our full components catalog. All of our products are held in stock and are available for immediate shipment.

Easy Ordering

You can submit your order by phone, fax, email or web. For orders, free samples, no-obligation quotes or information about our products:

Tel: 800 847 0486
Fax: 866 561 6617
Email: sales@essentracomponents.com
Web: www.essentracomponents.com

www.essentracomponents.com

- Discover all our product ranges
- Request free samples
- Buy online
- Download free 3D CADs

ESSENTRA COMPONENTS

THOUSANDS OF NEW PRODUCTS

www.essentracomponents.com

MAKING IT EASIER

800 847 0486

CAT-H1-22-AMERS