

1445048-3 ✓ ACTIVE

MATE-N-LOK | Micro MATE-N-LOK

TE Internal #: 1445048-3

Rectangular Power Connectors, Housing, Plug, Wire-to-Panel /
Wire-to-Wire, 4 Position, 3 mm [.118 in] Centerline, Wire & Cable,
Micro MATE-N-LOK

[View on TE.com >](#)



Connectors > Power Connectors > Rectangular Power > Rectangular Power Connectors



Rectangular Power Connector Type: **Housing**

Connector & Housing Type: **Plug**

Connector System: **Wire-to-Panel, Wire-to-Wire**

Number of Positions: **4**

Centerline (Pitch): **3 mm [.118 in]**

Features

Product Type Features

Rectangular Power Connector Type	Housing
Connector & Housing Type	Plug
Connector System	Wire-to-Panel, Wire-to-Wire
Sealable	No
Connector & Contact Terminates To	Wire & Cable

Configuration Features

Number of Positions	4
Number of Rows	1

Electrical Characteristics

Operating Voltage	250 VDC
-------------------	---------

Contact Features

Contact Layout	Inline
Contact Retention Within Housing	Without
Contact Type	Pin



Termination Features

Termination Method to Wire & Cable	Crimp
------------------------------------	-------

Mechanical Attachment

Strain Relief	Without
Mating Alignment Type	Polarization
Mating Retention	With
Mating Alignment	With
Panel Mount Feature	With
Panel Mount Feature Type	Locking Latch
Connector Mounting Type	Cable Mount (Free-Hanging)

Housing Features

Centerline (Pitch)	3 mm [.118 in]
Housing Color	Black
Housing Material	Nylon 66/6

Dimensions

Panel Thickness (Recommended)	1.57 – 2.3 mm [.062 – .091 in]
Compatible Insulation Diameter (Max)	1.52 mm
Connector Height	16.89 mm
Product Width	3.86 mm
Product Length	9.85 mm
Wire Size	100.5 – 1022 CMA

Usage Conditions

Operating Temperature Range	-40 – 105 °C [-40 – 221 °F]
-----------------------------	-----------------------------

Operation/Application

Circuit Application	Power & Signal
---------------------	----------------

Industry Standards

CSA Rating	Certified, LR 7189
UL Rating	Recognized
Agency/Standard	CNR, USR
Approved Standards	UL E28476, VDE 40005280
UL Flammability Rating	UL 94V-0
Glow Wire Rating	Standard Part - Not Glow Wire



Packaging Features

Packaging Quantity	1000
Packaging Method	Tray

Product Compliance

[For compliance documentation, visit the product page on TE.com>](#)

EU RoHS Directive 2011/65/EU	Compliant
EU ELV Directive 2000/53/EC	Compliant
China RoHS 2 Directive MIIT Order No 32, 2016	No Restricted Materials Above Threshold
EU REACH Regulation (EC) No. 1907/2006	Current ECHA Candidate List: JUNE 2023 (235) Candidate List Declared Against: JUNE 2023 (235) Does not contain REACH SVHC
Halogen Content	Low Halogen - Br, Cl, F, I < 900 ppm per homogenous material. Also BFR/CFR/PVC Free
Solder Process Capability	Not applicable for solder process capability

Product Compliance Disclaimer

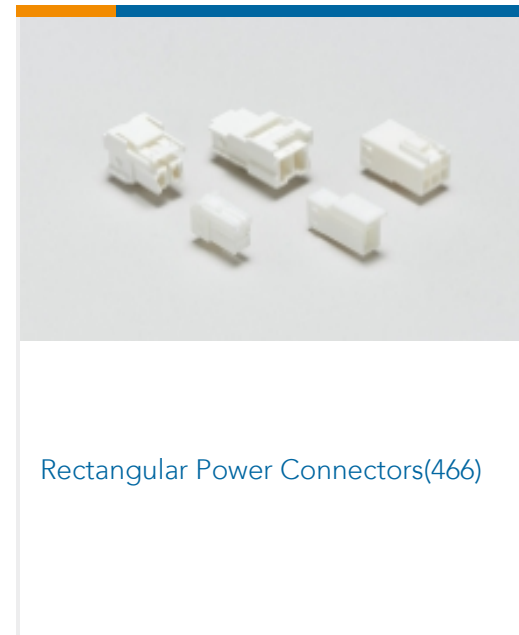
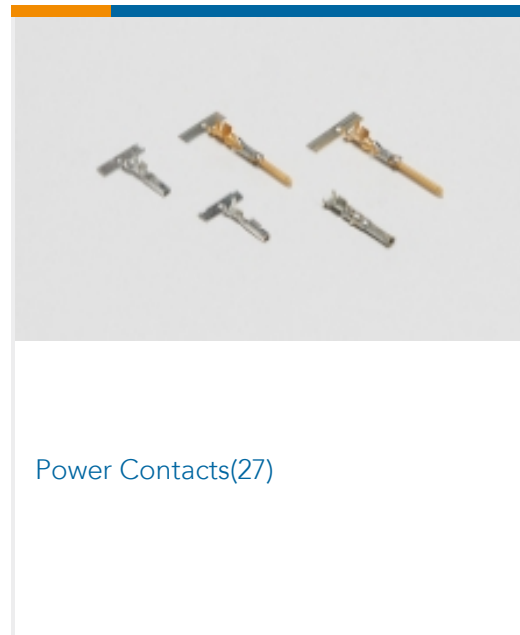
This information is provided based on reasonable inquiry of our suppliers and represents our current actual knowledge based on the information they provided. This information is subject to change. The part numbers that TE has identified as EU RoHS compliant have a maximum concentration of 0.1% by weight in homogenous materials for lead, hexavalent chromium, mercury, PBB, PBDE, DBP, BBP, DEHP, DIBP, and 0.01% for cadmium, or qualify for an exemption to these limits as defined in the Annexes of Directive 2011/65/EU (RoHS2). Finished electrical and electronic equipment products will be CE marked as required by Directive 2011/65/EU. Components may not be CE marked. Additionally, the part numbers that TE has identified as EU ELV compliant have a maximum concentration of 0.1% by weight in homogenous materials for lead, hexavalent chromium, and mercury, and 0.01% for cadmium, or qualify for an exemption to these limits as defined in the Annexes of Directive 2000/53/EC (ELV). Regarding the REACH Regulation, the information TE provides on SVHC in articles for this part number is based on the latest European Chemicals Agency (ECHA) 'Guidance on requirements for substances in articles' posted at this URL: <https://echa.europa.eu/guidance-documents/guidance-on-reach>

Compatible Parts







Also in the Series | Micro MATE-N-LOK



Customers Also Bought





Documents

Product Drawings

PANEL MT SNGL ROW HSG 3 POS

English

CAD Files

3D PDF

English

Customer View Model

ENG_CVM_1445048-3_O.2d_dxf.zip

English

Customer View Model

ENG_CVM_1445048-3_O.3d_igs.zip

English

Customer View Model

ENG_CVM_1445048-3_O.3d_stp.zip

English

3D PDF

3D

Customer View Model

ENG_CVM_CVM_1445048-3_B1.2d_dxf.zip

English

Customer View Model

ENG_CVM_CVM_1445048-3_B1.3d_igs.zip

English

Customer View Model

ENG_CVM_CVM_1445048-3_B1.3d_stp.zip

English

By downloading the CAD file I accept and agree to the [Terms and Conditions](#) of use.

Datasheets & Catalog Pages

SOFT_SHELL_PIN_AND_SOCKET_CONNECTORS_CATALOG

English

MICRO MATE-N-LOK CONNECTOR SYSTEM

English

Product Specifications

Application Specification

English

Product Environmental Compliance

MD_1445048-3_06122018914_dmtec

English

MD_1445048-3_06122018914_dmtec

English

1445048-3

Rectangular Power Connectors, Housing, Plug, Wire-to-Panel / Wire-to-Wire, 4
Position, 3 mm [.118 in] Centerline, Wire & Cable, Micro MATE-N-LOK

